MIDLAND INDUSTRIES

FITTINGS • VALVES • HOSE • CLAMPS & ACCESSORIES

2023

MIDLANDINDUSTRIES.COM

FIND US ON:





A New Family of Companies, Working Together

- Midland Metal — A MIDLAND INDUSTRIES COMPANY
- Anderson Metals — A MIDLAND INDUSTRIES COMPANY
- MID-AMERICA FITTINGS, LLC. — A MIDLAND INDUSTRIES COMPANY
- BUCHANAN RUBBER LTD — A MIDLAND INDUSTRIES COMPANY
- AMIFLEX INC. — A MIDLAND INDUSTRIES COMPANY
- STAINLESS ADAPTERS INC. — A MIDLAND INDUSTRIES COMPANY
- CHAMPION BRASS FITTINGS•CONNECTORS•VALVES — A MIDLAND INDUSTRIES COMPANY
- CENTURY BRASS PLUMBING — A MIDLAND INDUSTRIES COMPANY
- Gruner Brass Fittings CORP. — A MIDLAND INDUSTRIES COMPANY

ACCOUNT MANAGER

FULL CONTROL AT YOUR FINGER TIPS!

MUCH MORE THAN JUST PLACING ORDERS!

LOG INTO ACCOUNT MANAGER FOR:

- Get Account Information
- New Customer Profile
- Check Your Order History
- Access Your Invoices
- Download Current Pricing
- Print Bin Labels
- Check Backorders
- Print Invoices
- Pick A Preferred Warehouse
- Save Orders
- Manage Part Numbers
- Quick Order
- Upload Your Order
- And More...

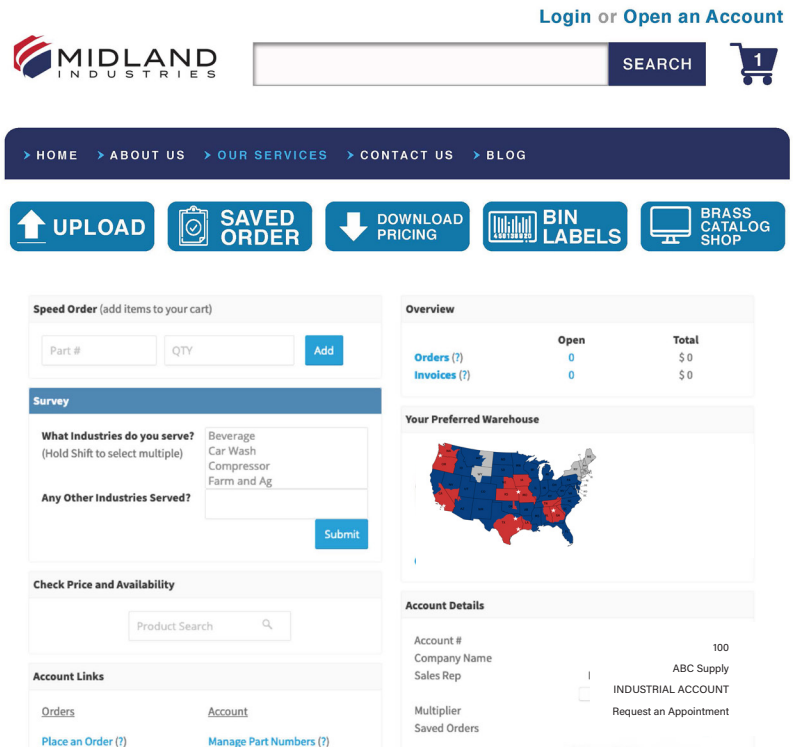

LOG IN TO MIDLANDINDUSTRIES.COM

VISIT WWW.MIDLANDINDUSTRIES.COM AND LOGIN TO YOUR ACCOUNT USING YOUR CUSTOMER ID AND PASSWORD.

- View your price and available stock.
- View open orders and tracking information on all shipments.
- Download pricing files.
- Update your Customer Profile and Contacts
- For Purchasing, Accounts Payable, Sales, and Marketing.
- Check your message center to see the latest updates and specials.

CUSTOMER ID # : _____

PASSWORD : _____

MULTIPLIER : _____

FIND WHAT YOU NEED

TABLE OF CONTENTS	PAGES 5-7
PICTORIAL	PAGES 18-45
NUMERICAL INDEX	PAGES 660-700
GENERAL INFORMATION	PAGES 701-703
THREAD INFORMATION	PAGE 704-705
THREAD PROFILES	PAGE 706

CUSTOMER TOOLS

MARKETING SOLUTIONS	PAGES 10-13
LOCATIONS / TRANSIT MAPS	PAGES 16-17
ACCOUNT MANAGER	INSIDE FRONT COVER

PRODUCTS AND SERVICES



CUSTOM CATALOGS — SEE INTRO PAGE 10



PRIVATE LABELING — SEE INTRO PAGE 11



CUSTOM BIN LABELS — SEE INTRO PAGE 12



MOBILE APP — SEE INTRO PAGE 13

MIDLANDINDUSTRIES.COM

NEW PRODUCTS INTRO PGS 8-9

PICTORIAL INDEX PGS 18-45

BRASS PGS 46-215

LEAD FREE PGS 216-247

PLUMBING ACCESSORIES 248-273

LEAD FREE VALVES 274-287

VALVES 288-354

FITTINGS AND NIPPLES 355-431

PLASTIC 432-447

HOSE ACCESSORIES 448-473

HOSE 474-506

CRIMPLOCK 507-519

CLAMPS 520-541

TUBING 542-548

HIGH PRESSURE SPRAYER 549-554

PNEUMATICS 555-582

HYDRAULICS 583-636

STAINLESS STEEL 637-659

NUMERICAL INDEX 660-700

MIDLAND INDUSTRIES

THE BUILT TO SERVE ADVANTAGE

As a new family of companies working together we're building the most powerful platform our industry has ever seen.

Founded upon a legacy of customer service, our mission is to give you a distinct competitive advantage. As a leader in globally sourced and domestically manufactured products we're providing needed innovations to distributor supply chains with a variety of marketing and data driven initiatives.

Save time and money with the industry knowledge that comes from decades of experience and hard work. Building advantage means you gain access to our growing network of distribution centers across North America. Come see what the Midland Advantage can do for your business.

THE PERFECT FIT

For decades the Midland family has been the chosen manufacturer and supplier of fittings, valves, hose and accessories to distributors across North America. Today's Midland Industries and our family of companies are committed to helping our customer serve their customers better Experience simple, worry-free products and innovations that make doing business easier.

MFG Midland Metal
A MIDLAND INDUSTRIES COMPANY

AMC Anderson Metals
A MIDLAND INDUSTRIES COMPANY

STAINLESS ADAPTERS INC.
A MIDLAND INDUSTRIES COMPANY

CHAMPION BRASS
FITTINGS • CONNECTORS • VALVES
A MIDLAND INDUSTRIES COMPANY

MID-AMERICA FITTINGS, LLC.
A MIDLAND INDUSTRIES COMPANY

BUCHANAN RUBBER LTD
A MIDLAND INDUSTRIES COMPANY

AMIFLEX INC.
A MIDLAND INDUSTRIES COMPANY

CENTURY BRASS PLUMBING
A MIDLAND INDUSTRIES COMPANY

www.MidlandIndustries.com | 800-821-5725

Connect with us

TABLE OF CONTENTS



INTRODUCTION

Account Manager 2
Find What You Need 3
About Midland Industries 4
Table Of Contents 5
New Products 8
Custom Catalog 10
Private Label Shipping 11
Bin Labels 12
Midland App 13
Oem Solutions 14
Domestic Manufacturing 15
Distribution Locations 16
Pictorial Index 18



BRASS FITTINGS

Pipe Fittings 46
Hose Barb Fittings 60
Push On Barb Fittings 74
Garden Hose Fittings 81
Sae 45° Flare 93
Inverted Flare Fittings 112
Compression Fittings 120
Flareless Fittings 133
Push-In/ Push-To-Connect Fittings 138
Brass Push-In Fittings 139
Nickel Plated Push-In Fittings 146
Composite Body Push-In Fittings 159
D.O.T. Push-In Tube Fittings 167
Composite Body Dot Push-In Fittings 174
D.O.T. Air Brake - Nylon Tubing 179
D.O.T. Air Brake Reusable Hose/ Fittings 185
D.O.T Tubing & Gladhands 188
Grease Fittings 196
BSPT/BSPP Fittings 201
Specialty Valves And Cocks 204



LEAD FREE BRASS FITTINGS

Lead Free Pipe 217
Lead Free Hose Barb 225
Lead Free Garden Hose 227
Lead Free Flare 230
Lead Free Compression 235
Lead Free Needle Valves 245
Ice Maker Kits 247





PLUMBING ACCESSORIES

Poly PEX Adapters 249
Lead Free Brass PEX Fittings 251
Plastic Cold Expansion PEX Fittings 254
Lead Free Brass Cold Expansion PEX Fittings 256
Lead Free Supply Stops 259
Lead Free Suply Connectors 261
Power Cords 263
CPVC Transition Fittings 265
No Hub Couplings 266
Flexible Rubber Couplings 267
Lead Free Di-Electric Unions 268
Cleanout Plugs 269
Barbed For Plastic Pipe 270
PVC Valves 272



LEAD FREE BRASS VALVES

Ball Valves-FIP, SWT 275
Ball Valve w/Drain 276
SS Tee Handle Valve 276
Press Ball Valve 279
Pex Ball Valves 280
Push Fit Ball Valves 281
Gate Valves 282
Check Valves 282
Y-Strainer 282
Sillcocks 283
Hose Bibb 284
Boiler Drain 285
PEX Sillcock 286
Vaccuum Breaker 286
Angle Globe-FIP 287

TABLE OF CONTENTS *(CONTINUED)*



VALVES

Ball Valves - FIP 289, 291
Locking Handle Ball Valve 290, 295
Tee Handle 290, 294
Male X Female 292
Nickel Plated 296
Spring, Angle, Exhaust 298
Gas Ball Valves 300
Mini Ball Valves 301
3-Way Ball Valves 305
Gate Valves 307
Y-Strainer 310
Check 312



SS/STEEL VALVES

SS Ball Valves 315
SS Mini Bll Valves 318
SS Check Valves 320
SS Y-Strainer 324
SS Globe Valves 325
SS Gate Valves 325
Steel Ball Valves 326
Hi-Pressure Ball Valves 328
Hi -Pressure Check Valves 329



DUCTILE IRON VALVES

Butterfly Valves 331
Check Valves 335
Gate Valves 339, 344
Y-Strainers 343
Post Indicators 346
Post Indicator Gate Valves 347
Carbon Steel Flanges 349
Ductile Iron Flanges 351
Gasket Sets 353



NIPPLES & FITTINGS

Brass Nipples 356
Bronze Fittings 364
Lead Free Brass Fittings 364
Water Meter Accessories 374
NPI Water Service Fittings 375
Chrome Plated Bronze 380
SS Nipples 381
Stainless Steel Fittings 387
Black And Galvanized Steel Nipples 395
Merchant Couplings 414
Api Line Couplings 415
Malleable Fittings 416
Steel Fittings 426
300# Malleable 428
Bull Plugs And Swages 430



PLASTIC FITTINGS

Pipe 433
Hose Barb 435
Garden Hose 439
Compression 440
Plastic Push-In Tube Fittings 442
PVC Nipples 445
PVC Unions/Couplings 447



HOSE ACCESSORIES

Aluminum Cam And Groove 449
Poly Cam & Groove 452
Stainless Steel Cam & Groove 454
Brass Cam & Groove 456
Self Locking Cam & Groove 459
Crimplok Cam & Groove 461
Combination Nipples 463
Crimplok Universal 465
Crimplok King Nipples 466
Hose Menders 468
Universal Couplings 469
Fire Hose Fittings 472
Hammer Unions 473



BUCHANAN HOSE

Hose Information 475
Air & General Purpose 480
Material Handleing 484
Petro, Steam & Chem 487
Water Suction 494
Hose Assembles 503
Crimplok Ferrules 507
Crimplok Sleeves 513



HOSE CLAMPS

Worm Gear Clamps 521
Quick Release 525
T-Bolt Clamps 526
Constant Torque Hose Clamps 528
Muffler 529
Exhaust 530
Double Bolt 531
Ear Clamps 534
Hammerlock Clamps 536
Clamp Tools 538
Hose Ferrules 541



TUBING

Polyurethane NSF 51® 543
Polyethylene 544
Nylon 12 Tubing 546
PVC Tubing - NSF61 547
Tube Cutters 547
Aluminum Tubing - Easy Bend 548
Copper Tubing - Refrigeration Tubing 548



HIGH PRESSURE SPRAYERS

Nozzles 502
Swivels 503
Sprayers 504
Quick Disconnects 505



PNEUMATICS

Industrial Interchange 556
Universal Series Couplers 559
Aro 210 Interchange 561
Automotive/ Parker Interchange (Tru-Flate) 563
Lincoln Interchange 565
Swivels 567
Vents, Mufflers, Filters 569
Manifolds 571
Safety Valves 572
Tank Valves 573
Blow Guns 574
Tire Gauges 575
Foot Chucks 576
Air Accessory Kits 577
Quick Disconnect Kits 579
Gauges 580
Teflon Tape 582



HYDRAULIC ADAPTERS & ACCESSORIES

Technical Information 584
Profile Size Chart 590
Pipe Swivels 592
JIC 594
Bulkhead 599
Pipe 601
O-Ring Adapters 607, 612
JIC Swivels 610
O-Ring 614
Face Seal 616
BSPT/BSPP/Metric 622
Quick Disconnect 626
Needle Valves 631
Flange Adapters 633



STAINLESS STEEL ADAPTERS

Technical Information 638
Pipe Swivels 640
JIC 641
Bulkhead 645
Pipe 646
SAE O-Ring Boss 650
JIC Swivels 651
O-Ring 653
Weld-On 654
Crimp Hose 655
Flareless Bite Type 658

NEW PRODUCTS



LF POLY & BRASS PEX FITTINGS

PAGE: 249-253



LF PLASTIC & BRASS COLD EXPANSION PEX

PAGE: 254-258



NO HUB COUPLINGS

PAGE: 266



DIELECTRIC UNIONS

PAGE: 268



IRON BODY CLEANOUT PLUGS

PAGE: 269



ANGLE GLOBE VALVES

PAGE: 287



ALUMINUM BRONZE DISC VALVES

PAGE: 333



VERTICAL POST INDICATORS

PAGE: 346



POST INDICATOR GATE VALVES

PAGE: 347



NPI WATER SERVICE FITTINGS

PAGE: 375



PVC UNIONS & COUPLINGS

PAGE: 447



AIR & WATER HOSE ASSEMBLIES

PAGE: 503-506

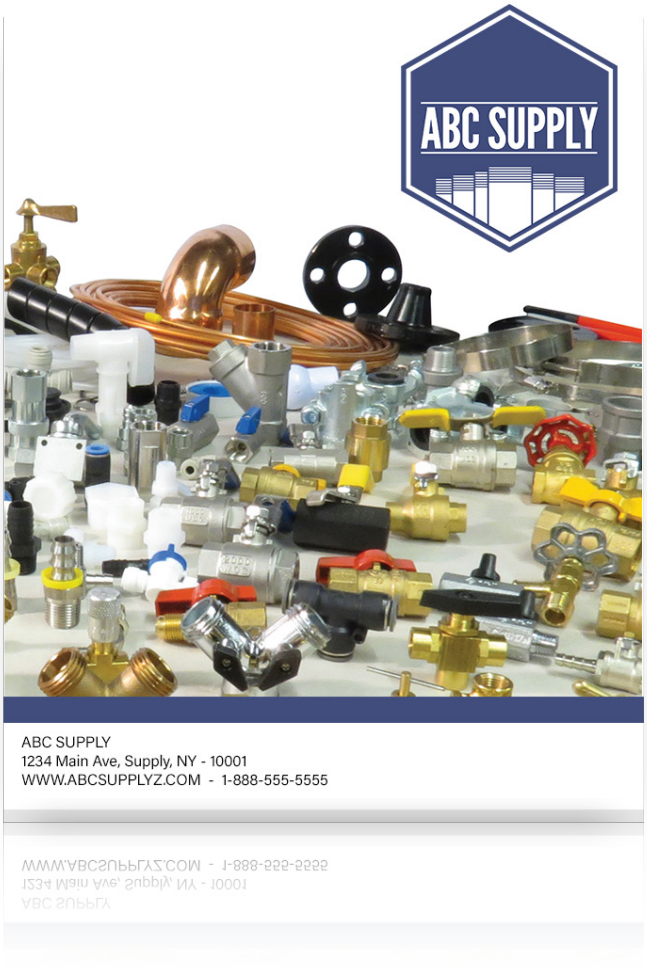

OPTION A (FREE): CUSTOM DIGITAL

Our designers will work with you to create a cover that incorporates your branding. Choose between a Flip catalog, PDF or Both!

OPTION B:

CURRENTLY UNAVAILABLE

OPTION C: BLACK & WHITE CUSTOMIZED CATALOG

CONTACT YOUR SALES REP FOR PRICING

Your company logo and contact information will print on the footer of each page. Includes a full color custom cover with black and white internal pages. Minimum of 25 required.

OPTION D: FULL COLOR CUSTOMIZED CATALOG

CONTACT YOUR SALES REP FOR PRICING

Your company logo and contact information will print on the footer of each page. Entire catalog is printed in full color. Minimum of 25 required.

GET STARTED TODAY

MidlandIndustries.com/marketing

CUSTOM CATALOG

Print custom catalogs with your brand, your pricing and your contact information.

A UNIQUE CATALOG AT A REASONABLE PRICE

Using Midland's newest catalog as a template, we can completely customize the look, contact information, and pricing to fit your company's needs. The process is simple and takes about a month to complete (times may vary due to the printer's schedule). Work with our designer to customize a catalog that is unique and properly represents your company.

Custom Catalogs have list prices so your sales team can use to sell to your customers.

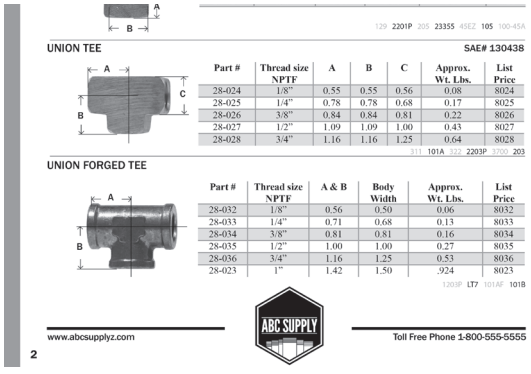

UNION TEE — SAE# 130438

Part #	Thread size NPTF	A	B	C	Approx. Wt. Lbs.	List Price
28-024	1/8"	0.55	0.55	0.56	0.08	8024
28-025	1/4"	0.78	0.78	0.68	0.17	8025
28-026	3/8"	0.84	0.84	0.81	0.22	8026
28-027	1/2"	1.09	1.09	1.00	0.43	8027
28-028	3/4"	1.16	1.16	1.25	0.64	8028

UNION FORGED TEE

Part #	Thread size NPTF	A & B	Body Width	Approx. Wt. Lbs.	List Price
28-032	1/8"	0.56	0.50	0.06	8032
28-033	1/4"	0.71	0.68	0.13	8033
28-034	3/8"	0.81	0.81	0.16	8034
28-035	1/2"	1.00	1.00	0.27	8035
28-036	3/4"	1.16	1.25	0.53	8036
28-023	1"	1.42	1.50	.924	8023



IDENTIFICATION TAGS

Tags and packing slips are printed with your company information.

SHIPPING

Shipped in a blank box, with no reference to Midland anywhere.

GET STARTED TODAY

MidlandIndustries.com/marketing

PRIVATE LABELING

Private label shipments with your logo on boxes, packing slips and product labels.

SHIPPED HOW YOU WANT IT, TODAY!

Last year, Midland Industries shipped over 17,000 private labeled packages for our customers. Our customers trust Midland with their customers! Private-labeled packages are shipped in generic boxes with your return shipping information on the pack list and a generic UPS label; Midland isn't referenced anywhere on the shipment. Using this program you have access to an additional 40,000 items without investing in additional inventory. Drive up your profits-not your inventory costs-by using Midland Industries' Private Label Shipping.



PERSONALIZED

Print labels with pictures and barcodes.

SCAN

Using the MIdland Metal mobile app you can scan the labels to check stock and place orders.

CUSTOMER SERVICE

Put your custom labels on your customer's bins.

GET STARTED TODAY

MidlandIndustries.com/marketing

BIN LABELS ON DEMAND

Now you can create and print personalized Bin Labels on demand for any product that Midland carries. Labels can be customized with your logo or name. Multiple sizes available.

4" x 2"

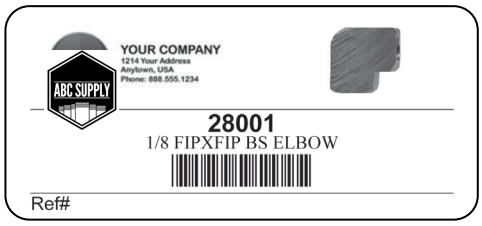

3.5" x 2"



2.625" x 1"



BIN LABELS FOR MIDLAND PRODUCTS

Looking for a way to keep your foot in the door with your customers? Try labeling their bins. Using easy-to-follow steps, you're able print labels with pictures and barcodes. Then, using the Midland app, scan the labels on the bins to place orders. Not only will you save time with stock replenishment, you will improve your relationship with your customers as well.



CHECK STOCK/PRICING

The mobile app gives you quick access to stock and pricing on your displayed items.

SEARCH

Search for products by part number or keyword. Browse by category or type.

CUSTOMER SERVICE

Manage your customer's inventory by using your custom bin labels. Scan for quick reordering.

GET STARTED TODAY

MidlandIndustries.com/marketing

MOBILE APP

Use the app to scan bin labels on location to quickly re-order, check stock or pricing. Save orders to submit later.

SCAN BIN LABELS FOR EASY ACCESS

You can affix these bin labels on your bins and/or your customer's bins. Use the app on your smartphone to quickly scan labels for re-order or to save orders to place at the end of the day.





MIDLAND OEM SOLUTIONS

In an ever changing global business environment, all applications are not created equal. As an OEM partner, Midland can help the distributor work with Original Equipment Manufacturers and specify solutions in order to make informed purchasing decisions around technology, applications and relevant specification requirements.

Certain OEM applications require specific fittings, hoses, clamps and valves. For example, your application may require easier installation, a globally available product, or extended life among other critical features. No matter what the application, Midland is prepared to meet the demands of your end user business with our OEM solutions and equipment.

When you work with Midland, you are getting a Midland designed product made worldwide in our factories in the US, Asia and Europe, assembled by dedicated employees. Therefore, as an OEM wholesale partner, Midland Industries can promise premier customer service, high quality manufacturing standards, on-time delivery and a philosophy of continuous improvement. This allows the distributor to remain competitive in the marketplace and achieve growth objectives on new and existing projects.

As part of the Midland OEM program, you can expect increased co-marketing opportunities, better market planning with our sales force, and improved customer engagement with co-managed objectives.

INNOVATIVE THINKING. INNOVATIVE SOLUTIONS.

PARTNERING FOR YOUR SUCCESS!

Ask about our OEM Solutions – contact specials@midlandindustries.com to get started today.







DOMESTIC MANUFACTURING

Midland Industries is a leading manufacturer of our MAF™ brand of industrial fitting products for use by OEM's and wholesale distributors.

Midland Industries Engineering and Design team works closely with OEM's in the automotive, trucking, HVAC, industrial, consumer and commercial electronics and appliances and fluid industries. We take original design concepts, sometimes drawn on nothing more than a lid of a pizza box over lunch and move them seamlessly from CAD drawing phase, prototype phase, sample production phase and final production in a matter of weeks instead of months. This is done by using a variety of CNC machine tools and our facilities at our disposal. This includes "Miltronics Vertical Machining Center", "Okuma Turning Centers" and Miyano Machining Centers complete with "Live Tooling" on both long and short beds to create specialty custom parts. At the same time, we achieve maximum quality, efficiency and cost savings for the customer.

COMMITTED TO BEING AN INDUSTRY LEADER

IN ENVIRONMENTAL "BEST PRACTICES" AND WILL APPLY IT

TO ALL ASPECTS OF OUR BUSINESS.

In addition to our MAF™ brand brass fittings, Midland Industries is a major supplier of **chrome-plated** and **nickel-plated brass fittings** as well as **black and galvanized malleable iron pipe fittings, stainless steel pipe fittings, cast bronze fittings and red brass pipe nipples** along with a wide variety of plumbing installation and repair specialty products.

TO FIND OUT MORE OR TO HAVE YOUR SPECIALTY PARTS QUOTED VISIT:

MIDLANDINDUSTRIES.COM

MIDLAND INDUSTRIES

Fax 1-800-877-5391

sales@midlandindustries.com

MIDLAND INDUSTRIES DISTRIBUTION

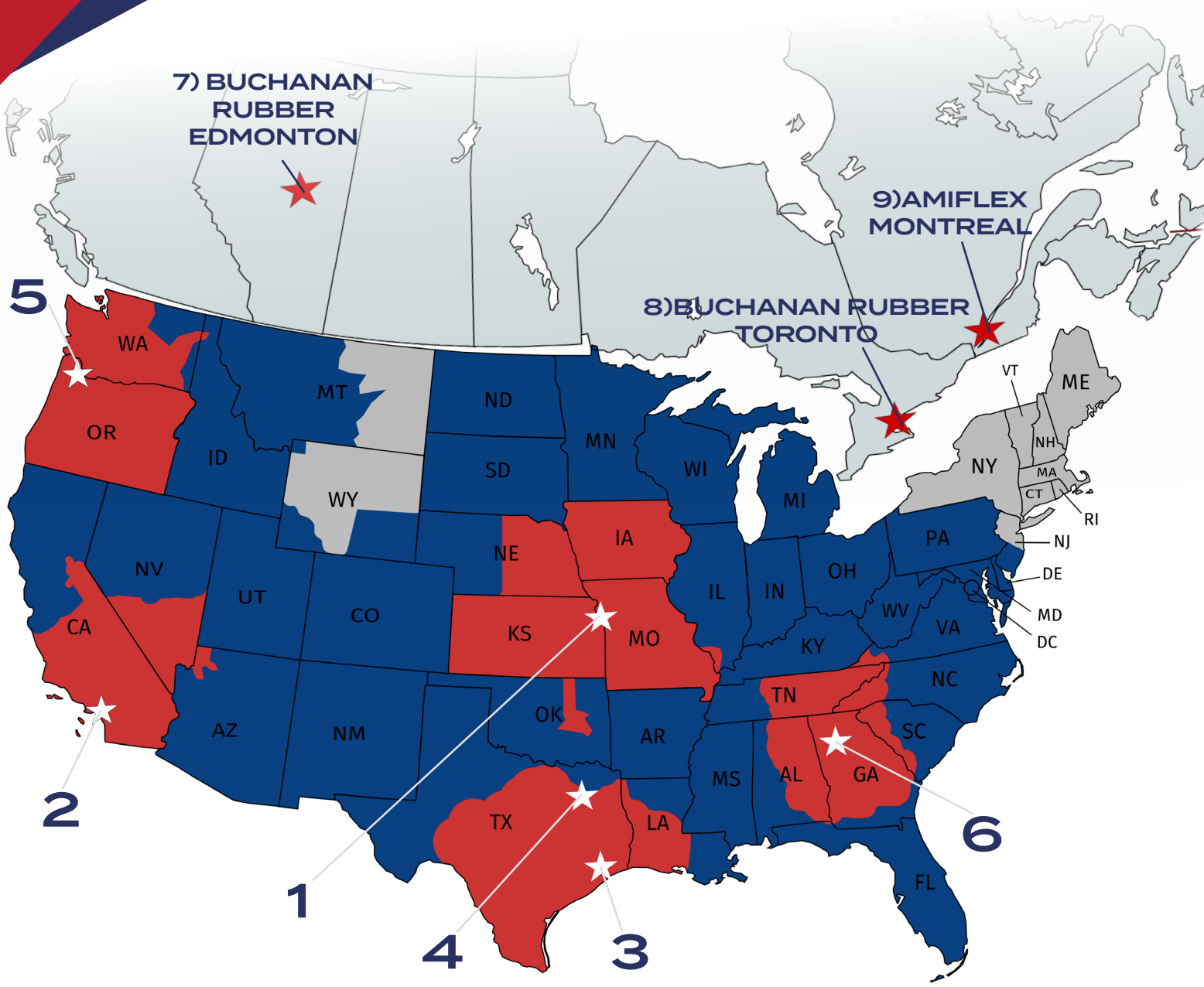

UPS GROUND TIME IN TRANSIT

NEXT DAY DELIVERY

3 DAY DELIVERY

2 DAY DELIVERY

*2 Day Delievery is determined by warehouse location and inventory at specified location.

* For detailed UPS Ground time in transit maps please visit **www.UPS.com/maps**

DISTRIBUTION LOCATIONS

1) MIDWEST DISTRIBUTION
Full Stocking Location
3145 Oak Street
Kansas Ciy, MO 64111

2) WEST COAST DISTRIBUTION
Full Stocking Location
659 E Ball Rd
Anahiem, CA 92805

3) TEXAS DISTRIBUTION
Full Stocking Location
5731 Harvey Wilson Dr
Houston, TX 77020

4) TEXAS DISTRIBUTION
Full Stocking Location
600 E. Centre Park
DeSoto, TX 75115

5) PACIFIC NORTH WEST DISTRIBUTION
Full Stocking Location
14015 NE Airport Way
Portland, OR 97230

6) EAST COAST DISTRIBUTION
Full Stocking Location
4221 Cantrell Rd NW
Acworth, GA 30101

MIDLAND INDUSTRIES CUSTOMER SERVICE
Phone: 800-821-5725 || Fax: 800-877-5391 || Email: Sales@MidlandIndustries.com

You can easily check stock and availability for products at these locations online using Account Manager. All accounting will be handled in Kansas City.

CANADIAN DISTRIBUTION

7) BUCHANAN RUBBER-EDMONTON
9547-12 Ave SW,
Edmonton, AB T6X-0C3
Phone: 1-888-775-4673
Fax: 1-888-990-4673
Sales@BuchananRubber.com

8) BUCHANAN RUBBER-TORONTO
50 Fasken Drive
(units 11-21),
Etobicoke, ON M9W-1K5
Phone: 1-888-775-4673
Fax: 1-888-990-4673
Sales@BuchananRubber.com

9) AMIFLEX-MONTREAL
9555 Henri Bourassa Ouest,
Montreal, QC H4S-1S7
Phone: 1-888-775-4673
Fax: 1-888-990-4673
Sales@BuchananRubber.com

Canadian operations serviced through our Edmonton, Toronto & Montreal distribution centers. For more information call customer service at 1-800-775-HOSE (4673)

BRASS
PICTORIAL INDEX

BRASS FITTINGS PGS 46	**PIPE PG 47-57**	90° ELBOW  PG 47	90° FORGED EL  PG 47	45° ELBOW  PG 47	UNION TEE  PG 47	FGD TEE  PG 47	RED FRG TEE  PG 48	CROSS  PG 48
FORGED  PG 48	COUPLING  PG 48	RED COUPLING  PG 49	UNION  PG 49	CAP  PG 49	90° ST EL  PG 49	90° ST EL  PG 49	FORGE 90°  PG 50	FORGE RED  PG 50
SWIVEL STREET ELBOW  PG 50	HEX BUSHING  PG 50	FACE BUSHING  PG 51	SQ HEAD PLUG  PG 51	COUNTERSUNK  PG 51	SLOTTED HEAD  PG 51	CORED HEX  PG 51	SOLID HEX  PG 52	LOCKNUT  PG 52
CLOSE NIPPLE  PG 52	LONG NIPPLE  PG 52	HEX NIPPLE  PG 53	RED HEX NIPPLE  PG 53	45° ST EL  PG 53	45° FORGE ST EL  PG 53	STREET TEE  PG 54	FORGED ST TEE  PG 54	ADAPTER  PG 55
FPT X MPT SWIVEL  PG 55	HEAVY ADAPTER  PG 55	90° MALE ELBOW  PG 56	BARSTOCK ELBOW  PG 56	90° RED ELBOW  PG 56	MALE BRANCH T  PG 56	FGD BRANCH TEE PG 56	ALL MALE T PG 57	LONG ST EL PG 57
LONG EX ADAPT PG 57	FIP X MIP WYE PG 57	MALE WYE N/P PG 57	ALL FIP N/P WYE PG 57	**BULKHEAD FITTINGS PGS 58**	BULKHEAD FXF PG 58	BULKHEAD FXM PG 58	BULKHEAD FXM PG 58	BULKHEAD FXM PG 58
BULK TUBE X F PG 58	FPXCLAMP-STUD PG 58	MARINE BULK-HEAD PG 58	STEEL BULK-HEAD PG 59	STEEL BULK-HEAD PG 59	STEEL BULK-HEAD PG 59	STEEL BULK-HEAD PG 59	STEEL BULK-HEAD PG 59	STAINLESS BULKHEAD PG 59
HOSE BARB PG 60	MALE ADAPTER PG 61	BSPT ADAPTER PG 62	SWL MALE ADPT PG 62	SWL MALE ADPT PG 62	MENDER/ SPLICER PG 62	FEMALE ADAPT PG 63	FEMALE SWIVEL PG 63	HI VOLUME SWIVEL PG 63

BRASS
PICTORIAL INDEX

GASKET  PG 64	HB 90° ELBOW  PG 64	BS 90° ELBOW  PG 65	TEE  PG 65	UNION ELBOW  PG 65	BARB X FIP ELL  PG 66	BARB X MIP 45  PG 66	CROSS  PG 66	BALL END  PG 67
BALLSEAT  PG 67	BALLSEAT  PG 67	45° FLARE  PG 67	BARB X COMP  PG 67	DUAL FLARE  PG 68	CRIMP STYLE  PG 68	FEM FLARE  PG 68	CRIMP STYLE  PG 68	JIC FLARE SWL  PG 68
REUSABLE MALE  PG 68	FUEL HOSE  PG 69	BUBBLE BARB  PG 69	INV FLARE CONN  PG 69	90° MALE ELBOW  PG 69	BUBBLE ELBOW  PG 69	SWL MALE ELBOW  PG 70	WELD CON-NECTOR  PG 70	WELD HOSE NUT  PG 70
HOSE CONNECT  PG 70	**TUBE BARB PG 71**	UNION SINGLE BARB  PG 71	MALE ADAPTER 1 BARB  PG 71	BULKHEAD UNION  PG 71	UNION ELBOW  PG 71	MALE 90° ELBOW  PG 71	TEE  PG 71	MALE BRANCH T  PG 71
FEMALE BRANCH T  PG 71	TWO BARB  PG 71	2 BARB TEE  PG 71	UNION ELBOW  PG 71	**SS. HOSE BARB PG 72**	SS ADAPTER  PG 72	SS SPLICER PG 72	SS BARB ELBOW PG 72	#304 SS HOSE PG 72
#304 RED NIPPLE PG 72	#316 SS HOSE NIPPLE PG 72	**BEVERAGE BARB PG 73**	PIPE ADAPTER PG 73	SWIVEL SETS PG 73	ONE PIECE SWIVEL PG 73	HOSE SPLICER PG 73	PLUG PG 73	U-BEND PG 73
U-BEND/MAN PG 73	CROSS PG 73	FLO-JET TEE PG 73	FLO-JET ELBOW PG 73	FLO-JET OFFSET PG 73	Y TEES PG 73	THINWALL TEES PG 73	BARB SPLICER 90 PG 73	**PUSH-ON BARB PG 74**
MALE ADAPTER PG 75	MALE SWIVEL PG 75	FEMALE SWIVEL PG 75	HOSE SPLICER PG 76	FEMALE ADAPTER PG 76	MALE ELBOW PG 76	TUBE ADAPTER PG 77	SAE FLARE ADPT PG 77	37° JIC FLARE PG 77

BRASS
PICTORIAL INDEX

DUAL SEAL  PG 77	45° SAE FL SWL  PG 78	37° JIC FL SWL  PG 78	INV FLARE SWL  PG 78	INV FEMALE  PG 79	BALLSEAT  PG 79	FEMALE  PG 79	SS MALE ADPT  PG 80	FEMALE  PG 80
37° JIC FL SWL  PG 80	GARDEN HOSE PG 81	MGH X FGH  PG 82	FGH X FGH  PG 82	FGH X FGH  PG 82	FGH X FIP  PG 82	MGH X FIP CLR  PG 82	MIP X FIP EVAP  PG 82	FGH X FIP  PG 82
FGH X FIP FIXED  PG 83	FGH X MIP SWIVEL  PG 83	FGH X COMP ELL  PG 83	FGH X MIP SWIVEL  PG 83	FGH X MIP CRIMP  PG 83	FGH X MIP FIXED  PG 83	MGH X FIP FIXED  PG 84	MGH X FIP FIXED  PG 84	MGH X MIP FIXED  PG 84
MGH X MGH FIXED  PG 84	GH NUT  PG 84	GH NUT  PG 84	GH WASHER  PG 85	RED WASHER  PG 85	FILTER WASHER  PG 85	GH CAP  PG 85	GH CAP W/ CHAIN  PG 85	GH PLUG  PG 85
MENDER  PG 86	GH QD COUPLER  PG 86	GH QD PLUG  PG 86	FLARE X FGH FIXED  PG 86	FLARE X FGH SWIVEL  PG 86	COMP X FGH SWIVEL PG 86	BARB X FGH SWIVEL PG 87	SS FEMALE SWL PG 87	BARB X MGH PG 87
SS MALE END PG 87	GH COUPLING SET PG 87	SS GH COUPLING SET PG 87	SHORT SHANK FE SW PG 88	SHORT SHANK MALE PG 88	SHORT SHANK SET PG 88	LONG SHANK FE SW PG 88	LONG SHANK MALE PG 88	LONG SHANK SET PG 88
NPSM SHORT FE SW PG 89	NPSM SHORT MALE PG 89	NPSM SHORT SET PG 89	NPSM LONG FE SW PG 89	NPSM LONG MALE PG 89	NPSM LONG SET PG 89	FGH X MGH BALL VALVE PG 90	FGH X MGH SHUTOFF PG 90	FGH X MGH PL S/O PG 90
ZINC Y PG 91	CAST BRASS WYE PG 91	2-WAY SHUT-OFF Y PG 91	GATED Y PG 91	FGH X MGH 45 PG 91	CAST BRASS GATED Y PG 91 PG 67	BRASS NOZZLE-2-1/2" PG 92	CROSS PTTRN NOZ-3" PG 92	CROSS PTTRN NOZ-4" PG 92

BRASS
PICTORIAL INDEX

SPRAY  PG 92	SPRAY  PG 92	SPRAY  PG 92	PL. SPRAY  PG 92	**FLARE PG 93**	SHORT ROD  PG 94	LONG ROD NUT  PG 94	LONG FRG. NUT  PG 94	SHORT FRG.  PG 95
HVY. SHRT NUT  PG 95	FLARED PLUG  PG 95	FLARED CAP  PG 96	FNGR TIGHT.  PG 96	COPPER  PG 96	COPPER BON-  PG 96	M BALL CHK  PG 97	UNION  PG 97	REDUCING  PG 97
UNION TEE  PG 98	REDUCING TEE  PG 98	M. BRANCH TEE  PG 98	FE. ADAPTER  PG 99	MALE ADAPTER  PG 100	MALE ELBOW  PG 101	FEMALE ELBOW  PG 102	MALE RUN TEE  PG 102	FLARE CROSS  PG 103
FE RUN TEE  PG 103	FLARE ELBOW  PG 103	45° ELBOW  PG 104	UNION  PG 104	FE. FL ADAPTER  PG 104	FL REDUCER  PG 104	FORGED SWIVEL  PG 105	SWIVEL ELBOW  PG 105	FL X SWT  PG 105
SPACE HEATER PG 106	SPACE NUT  PG 106	HEATER MALE  PG 106	SPACE FEMALE  PG 106	HEATER UNION  PG 106	**GAS RANGE PG 106**	GAS MALE  PG 106	RANGE FEMALE PG 106	RANGE CAP PG 106
POL PG 107	TAILPIECE PG 107	POL ADAPTER PG 107	TAILPIECE PG 107	POL ADAPTER PG 107	HEX HEAD PG 107	POL ADAPTER PG 107	SOFT NOSE PG 107	POL ADAPTER PG 107
PROPANE ADAPTER PG 108	DUST PLUG PG 108	POL X MIP PG 108	FPT X POL PG 108	POL TEE PG 109	TAILPIECE PG 109	TAIL AND NUT PG 109	POL CAP PG 109	PLUG AND CHAIN PG 109
ADAPTER PG 109	MALE ADAPTER PG 109	**37 FLARE PG 110**	JIC UUNION PG 110	JIC FE ADPT PG 110	MALE ADAPTER PG 110	JIC SWIVEL PG 110	90° ELBOW PG 111	45° ELBOW PG 111

BRASS
PICTORIAL INDEX

INVERTED FLARE PG 112	CHROMATE  PG 113	LONG STEEL  PG 113	INVERTED FL  PG 113	METRIC TUBE  PG 113	UNION INTER-  PG 114	FE. ADAPTER  PG 114	MALE ADAPTER  PG 114	ELBOW  PG 115
45° ELBOW  PG 115	UNION TEE  PG 115	STEEL PLUG  PG 116	BRASS PLUG  PG 116	M. BRANCH TEE  PG 116	FEMALE  PG 116	MALE RUN TEE  PG 116	FE. BRANCH  PG 117	TRAIL BRAKE  PG 117
CYLINDER ADAPT  PG 117	CYLINDER ADAPT  PG 118	CARBURETOR  PG 118	RESTRICT. ADAPT  PG 118	SAE FL X INVERT  PG 119	METRIC ADAPTER  PG 119	ADAPT STAN-DARD  PG 119	METRIC UNION  PG 119	**COMPRESSION PG 120**
BRASS SLEEVE  PG 121	BRASS NUT  PG 121	UNION  PG 121	REDUCING UNION  PG 122	TEE  PG 122	REDUCING TEE  PG 122	UNION ELBOW  PG 123	REDUCING ELBOW  PG 123	FE. ADAPTER  PG 123
MALE ADAPTER  PG 124	BS MALE ELBOW  PG 125	MALE ELBOW  PG 125	MALE RUN TEE  PG 126	M. BRANCH TEE  PG 126	FE. ELBOW  PG 126	FORGED TEE PG 127	ADAPTER TEE PG 127	FE. BRANCH TEE PG 127
45° ELBOW PG 127	CAP PG 127	COMPRESS PLUG PG 127	BULKHEAD UNION PG 128	CHECK VALVE PG 128	TANK ADAPTER PG 128	**DOUBLE COMP. PG 129**	DOUBLE COM-PRESSION PG 129	MALE ADAPTER PG 129
90° ELBOW PG 129	BREAK-AWAY NUT PG 129	**SPLIT SLEEVE PG 130**	SPLIT SLEEVE PG 130	NUT PG 130	DBL. END UNION PG 130	CONNECTOR TRANSMISSION PG 130	ELBOW PG 130	**SPECIAL COMP ASSEMBLIES PG 131**
DELRIN SLEEVE PG 131	BRASS INSERT PG 131	LONG NUT COMP PG 131	SELF-ALIGN SLEEVE PG 131	**CAPTIVE SLEEVE PG 132**	CAP SLEEVE NUT PG 132	UNION PG 132	TEE PG 132	FE ADAP PG 132

BRASS
PICTORIAL INDEX

MALE ADAPTER  PG 132	MALE ELBOW  PG 132	M. BRANCH TEE  PG 132	ANG. NEED.  PG 132	SLE. NEED.  PG 132	**FLARELESS PG 133**	NUT PLS.  PG 134	UNION  PG 134	BULKHEAD  PG 134
BULKHEAD-FL X  PG 134	UNION TEE  PG 134	FE. CONNEC-  PG 135	M. CONNECTOR  PG 135	MALE ELBOW  PG 135	FEMALE  PG 136	MALE RUN TEE  PG 136	M. BRANCH TEE  PG 136	FE. BRANCH  PG 136
UNI NUT SLEEVE  PG 137	BRASS NUT  PG 137	PLASTIC SLEEVE  PG 137	PLASTIC CAP PG 137	**PUSH-IN FITTINGS PG 138**	**BRASS PUSH-IN PG 139**	UNION CON-NECT  PG 140	UNION TEE  PG 140	UNION ELBOW  PG 140
FE. CONNEC-TOR  PG 140	M. CONNECTOR  PG 141	SWVL. M. ELBOW  PG 141	FIXED M. ELBOW  PG 142	FE. SWVL ELBOW  PG 142	FEMALE ELBOW  PG 142	SWVL M. RUN T  PG 142	FIXED M. RUN T  PG 143	SWVL M. BRANCH  PG 143
FIX M. BRANCH T  PG 143	SWIVEL 45 ELBOW  PG 143	UNION "Y"  PG 144	BULKHEAD UNION  PG 144	FE. BLKHD UNION  PG 144	CROSS  PG 144	REDUCER  PG 145	DOUBLE MALE UNION PG 145	PLASTIC PLUG PG 145
N/P PUSH-IN FITTINGS PG 146	UNION CON-NECT PG 147	UNION TEE PG 147	UNION ELBOW PG 147	FE. CONNEC-TOR PG 147	FIXED M. ELBOW PG 148	M. CONNECTOR PG 148	SWVL. M. ELBOW PG 148	FE. SWVL ELBOW PG 149
SWVL. M. RUN T PG 149	SWVL M. BRANCH PG 149	BULKHEAD UNION PG 149	REDUCER PG 150	UNION "Y" PG 150	FLOW CON-TROL OUT PG 150	**METRIC N/P BRASS PG 151**	UNION PG 151	UNION TEE PG 151
UNION ELBOW PG 152	UNION "Y" PG 152	PLUG PG 152	MALE ADAPTER PG 152	INTERNAL HEX PG 153	MALE ELBOW PG 153	METRIC SWVL TEE PG 153	BULKHEAD PG 153	**N/P WITH NICKEL COLLET PG 154**

BRASS
PICTORIAL INDEX

NC UNION  PG 154	NC TEE  PG 154	NC ELBOW  PG 154	NC FE ADAP  PG 154	NC MALE ADAP  PG 155	NC MALE ELL  PG 155	MALE RUN TEE  PG 156	MALE BRANCH T  PG 156	BULKHEAD  PG 156
METRIC N/P COLLET PG 156	METRIC UNION  PG 156	METRIC TEE  PG 156	UNION ELBOW  PG 157	MALE ADAP  PG 157	SW MALE ELL  PG 157	**SS PUSH-IN PG 158**	SS UNION  PG 158	SS TEE  PG 158
SS ELL  PG 158	MALE ADAP  PG 158	SW MALE ELL  PG 158	**COMPOSITE BODY PUSH-IN PG 159**	UNION  PG 160	UNION TEE  PG 160	FE. CONNECTOR  PG 160	90° UNION ELB.  PG 160	UNION "Y" CONN  PG 160
M. CONNECTOR  PG 161	SW MALE ELBOW  PG 161	FE. SWVL ELBOW  PG 161	45 SWIVEL ELL  PG 162	SWVL M. RUN T  PG 162	SWVL M. BRANCH  PG 162	BULKHEAD FE.  PG 163	BULKHEAD UNION  PG 162	SWIVEL "Y" CON  PG 163
NEEDLE VALVE  PG 163	FLOW CONTROL  PG 163	FLOW CONTROL  PG 163	FLOW CONTROL OUT  PG 164	UNION HAND VALVE  PG 164	**METRIC COMP PUSH-IN PG 164**	METRIC MALE  PG 165	METRIC ELBOW  PG 165	METRIC TEE PG 165
METRIC UNION PG 164	SW BRANCH T PG 166	SW RUN T PG 166	METRIC SW ELBOW PG 165	METRIC WYE PG 166	METRIC SW WYE PG 166	FLOW CONTROL OUT	**DOT PUSH-IN PG 167**	PLUG PG 168
UNION PG 168	UNION TEE PG 168	UNION ELBOW PG 168	FEMALE CONN PG 168	MALE CONNECTOR PG 169	MALE ELBOW PG 169	MALE SWL ELBOW PG 169	FEMALE ELBOW 700402.PSD	FEMALE SWL EL PG 170
MALE RUN TEE PG 170	MALE SWL RUN T PG 170	MALE 45° ELBOW PG 171	45° SWL ELBOW PG 171	MALE BRANCH T PG 171	SWL BRANCH TEE PG 172	FEM BRANCH T PG 172	BULK CONNECT PG 172	BULKHEAD UNION PG 172

BRASS
PICTORIAL INDEX

FEM BULK  PG 172	**METRIC DOT PUSH-IN PG 173**	UNION  PG 173	UNION TEE  PG 173	MALE CONNEC-  PG 173	**COMP D.O.T. PUSH-IN PG 174**	STRAIGHT  PG 175	UNION TEE  PG 157	UNION 90° EL  PG 175
FEM CONNEC-  PG 175	MALE CONNEC-  PG 176	90° MALE  PG 176	90° FEMALE EL  PG 176	MALE RUN TEE  PG 177	MALE BRANCH  PG 177	FEM BRANCH T  PG 177	45° MALE  PG 177	UNION "Y"  PG 178
MALE BRANCH "Y"  PG 178	BULKHEAD UNION  PG 178	FEM BULK CONN  PG 178	FLARE ADAPTER  PG 178	**DOT AIR BRAKE NYLON PG 179**	SLEEVE  PG 180	NUT  PG 180	UNION  PG 180	BULKHEAD UNION  PG 180
SS INSERT  PG 180	BRASS INSERT  PG 180	TEE  PG 181	RED BRANCH TEE  PG 181	UNION ELBOW  PG 181	FEMALE ADAPTER  PG 181	MALE ADAPTER  PG 182	SWL MALE ADPT  PG 182	MALE ELBOW  PG 182
SWL MALE ELBOW  PG 182	FEMALE ELBOW  PG 183	MALE RUN TEE  PG 183	MALE BRANCH T  PG 183	FEM BRANCH T  PG 183	45° ELBOW  PG 184	SWL 45° ELBOW  PG 184	BULKHEAD PG 184	**DOT AIR BRAKE COPPER PG 185**
SLEEVE PG 186	NUT PG 186	UNION PG 186	TEE PG 186	MALE ADAPTER PG 187	90° MALE ELBOW PG 187	**DOT FOR HOSE PG 188**	SLEEVE PG 188	NUT PG 188
NUT-USE SPRING PG 188	SPRING PG 189	NUT/SPRING PG 189	UNION PG 189	CONNECTOR HOSE PG 189	MALE CONNEC-TOR PG 189	ADAPTER FOR SWL PG 190	MALE ADAPTER PG 190	ADAPTER BODY PG 190
MALE ADAPTER PG 190	**AIR BRAKE ACCESSORIES PG 191**	GLADHANDS PG 191	GLADHAND GRIPS PG 193	GLADHAND SEALS PG 193	AIR BRAKE TUBING PG 194	FUEL HOSE PG 195	AIR BRAKE HOSE PG 195	HOSE REPAIR KIT PG 195

BRASS // LEAD FREE
PICTORIAL INDEX

TARP STRAPS  PG 195	CABLE TIE PG 195	**GREASE FITTINGS PG 196**	1/8 STR.  PG 196	BALL CHECK  PG 196	1/8" 30  PG 196	1/8" 45  PG 196	65° 1/8"  PG 196	90° 1/8"  PG 196
1/4 STR  PG 196	65° BALL  PG 197	SHORT 1/4-28  PG 197	LONG 1/4-28  PG 197	EXTRA LONG  PG 197	SHORT 45° BC  PG 197	SHORT 45° BC  PG 197	LONG 45° BC  PG 197	90° BALL  PG 197
DRIVE TYPE  PG 198	DRIVE TYPE  PG 198	6MM  PG 198	6MM 45°  PG 198	6MM 90°  PG 198	8MM  PG 198	8MM 45°  PG 198	8MM 90°  PG 198	10MM  PG 199
10MM 45°  PG 199	10MM 90°  PG 199	5/16"-24  PG 199	3/8" - 24  PG 199	BUTTON HEAD  PG 199	WHIP HOSE  PG 199	ADAPTERS  PG 200	ADAPTERS  PG 200	EXTENSIONS  PG 200
45° ANGLE  PG 200	BULKHEAD  PG 200	**BSPT/BSPP FITTINGS PG 201**	MALE BSPP NIPPLE  PG 201	MALE BSPT NIPPLE  PG 201	BSPT X MPT NIPPLE  PG 201	BSPP X MPT NIPPLE PG 201	BSPP CS PLUG PG 201	BSPT CS PLUG PG 201
BSP CAP PG 201	BARB X FE BSPP SW PG 201	BSPT X FIP PG 202	MIP X FE BSP PG 202	MALE BSPT X FE BSP PG 202	BARB X BSPP PG 202	BARB X BSPT PG 202	MALE BSPP X FE BSP PG 202	FE BSPP X FPT PG 202
FE BSP COU-PLING PG 202	MIP X FE BSPT PG 202	MALE BSPT ELL PG 203	MALE BSPT X FE BSP ELL PG 203	BSP ELBOW PG 203	BSPT ALL MALE TEE PG 203	BSP TEE PG 203	BSP MALE RUN TEE PG 203	BSPT 45 ST ELL PG 203
BSP FE BRANCH TEE PG 203	**SPECIALTY VALVES PG 204**	**DRAIN COCKS PG 205**	GAS SHUT OFF PG 205	DRAIN COCK PG 205	TRUCK DRAIN PG 205	SHUT OFF PG 205	LEVER HANDLE PG 205	AIR TANK VALVE PG 205

LEAD FREE
PICTORIAL INDEX

INTERNAL SEAT  PG 206	INTERNAL SEAT  PG 206	LG INTERNAL  PG 206	TEE HANDLE  PG 206	EXT W/ SPOUT  PG 206	BIBB NEEDLE  PG 206	RADIATOR  PG 206	**SHUT OFF COCKS PG 207**	COMP X MALE  PG 207
COMP X COMP  PG 207	FEMALE X FEM  PG 207	MALE X FE-  PG 207	MALE X MALE  PG 207	**NEEDLE VALVES PG 208**	COMP X MALE  PG 208	COMP X M  PG 208	COMP X COMP  PG 208	FLARE X MALE  PG 208
FLARE X MALE  PG 209	FLARE X FLARE  PG 209	AIR VENT  PG 209	MALE TO MALE  PG 209	F X F  PG 209	MALE X FE-MALE  PG 209	**SPECIALTY VALVES PG 210**	BARB X MIP TRUCK  PG 210	FEMALE TO MALE  PG 210
FLARE TO MALE  PG 210	MIP X FLARE  PG 210	**SOLID BOTTOM VALVES PG 210**	SOLID BOTTOM  PG 210	FUEL VALVE  PG 210	MALE X MALE  PG 210	F X F  PG 210	MALE X FLARE  PG 210	**SHUT OFF COCK VALVES PG 211**
3-WAY (SIDE)  PG 211	3-WAY (BOT-TOM)  PG 211	4-WAY  PG 211	**MARINE FITTINGS PG 212**	ANTI-SIPHON  PG 212	ANTI-SIPHON  PG 212	MXF ANTI-SIPHON  PG 212	ALUM MXF  PG 212	**MINIATURE BALL VALVES PG 213**
MINI BALL  PG 213	MALE X MALE  PG 213	PIPE X BARB PG 213	F X F PG 213	F X F PG 213	F X F PG 213	FNPT X FNPT PG 213	MNPT X FNPT PG 213	**PANEL MOUNT PG 213**
FIP X FIP PG 213	ANGLE F X F PG 213	THREE WAY PG 213	**N/P VALVES PG 214**	PUSH-IN VALVE PG 214	PUSH-IN X MIP PG 214	F X F PG 214	MXF MINI BALL PG 214	FIP ANGLE BALL PG 214
3 WAY MINI PG 214	**CHECK VALVES PG 215**	FIPXFIP 500 PSI PG 215	M X F 500 PSI PG 215	M X M 2500 PSI PG 215	M X F 2500 PSI PG 215	F X F 1200 PSI PG 215	NPT X NPSM 220 PSI PG 215	F X F 3000 PSI PG 215

LEAD FREE // PLUMBING ACCESSORIES

PICTORIAL INDEX

F X M PSI  PG 215	LEAD FREE FITTINGS PG 216	L/F PIPE PG 217	BS ELL  PG 217	FGD ELL  PG 217	BS 45  PG 217	FGD TEE  PG 218	BS TEE  PG 218	CROSS  PG 218
COUPLING  PG 218	UNION  PG 219	SQ. HEAD  PG 219	CAP  PG 219	BUSHING  PG 220	FACE BUSH  PG 220	HEX PLUG  PG 219	CS PLUG  PG 219	ST. ELL  PG 222
BS ST ELL  PG 222	FGD ST ELL  PG 223	45 ST ELBOW  PG 223	HEX NIPPLE  PG 221	CL. NIPPLE  PG 221	ADAPTER  PG 222	NIPPLE  PG 221	ALL MALE  PG 224	BS ELL  PG 223
MALE BRANCH  PG 223	MALE RUN  PG 223	L/F PUSH-ON PG 224	MALE ADAPTER  PG 224	L/F HOSE BARB PG 225	RIGID MALE ADAPTER  PG 225	FORGED HOSE BARB  PG 226	MENDER/ SPLICER  PG 226	RIGID FEMALE 
BARB TEE  PG 226	LF MINI BALL  PG 226	L/F GARDEN HOSE PG 227	MGH X MALE  PG 228	GARDEN HOSE  PG 227	FGH X MALE  PG 228	MGH X MGH  PG 228	Y  PG 228	SWIVEL  PG 227
MALE END PG 227	FEMALE SWIVEL PG 227	CAP PG 229	GARDEN HOSE NUT PG 229	RIGID PG 228	SWIVEL PG 227	FGH X MALE PG 228	MGH X FEMALE PG 228	EVAP CLR FTGS PG 229
L/F FLARE PG 230	SHORT ROD NUT PG 230	SHORT FORGE NUT PG 230	UNION PG 231	FLARED CAP PG 231	TEE PG 231	PLUG PG 231	FEMALE ADAPTER PG 232	MALE BRANCH TEE PG 232
FORGED SWIVEL PG 232	MALE ADAPTER PG 233	UNION ELBOW PG 233	FIP BRANCH TEE PG 233	90° MALE ELBOW PG 234	FEMALE ELBOW PG 234	L/F COMPRESSION PG 235	BRASS SLEEVE PG 235	NUT PG 236

PLUMBING ACCESSORIES // LEAD FREE VALVES

PICTORIAL INDEX

BRASS INSERT  PG 236	CAPTIVE  PG 236	CAP  PG 236	UNION  PG 237	TANK UNION  PG 237	TEE  PG 237	UNION ELBOW  PG 238	FEMALE  PG 239	COMP X SWEAT  PG 239
MALE ADAPTER  PG 240	MALE ELBOW  PG 241	TANK CONNEC-  PG 241	FEMALE  PG 242	45 ELBOW  PG 242	MALE RUN TEE  PG 242	MALE BRANCH  PG 243	COMPX FIP  PG 243	FIPXMIPXCOMP  PG 243
COMPX FIP TEE  PG 243	COMP X FE FL  PG 243	COMP X MALE FLARE  PG 243	COMP X FE COMP  PG 244	COMP X FE FLARE  PG 244	COMP X FE GDN HOSE  PG 244	COMP X FE GDN HOSE 90  PG 244	ADD-A-TEE  PG 244	L/F NEEDLE VALVES PG 245
COMP NEEDLE VLV  PG 245	COMP X MIP NDL VLV  PG 245	COMP X M ANGLE  PG 245	FL X FL NEEDLE VALVE  PG 245	FL X MIP NEEDLE VALVE  PG 245	FIP X FIP NEEDLE VALVE  PG 245	M X F PIPE  PG 245	MIP X MIP NEEDLE VALVE  PG 246	VALVE WITH TEE  PG 246
VALVE W/ SADDLE  PG 246	SADDLE ONLY  PG 246	SADDLE VALVE  PG 246	ICE MAKER KIT  PG 247	PLUMBING ACCESSORIES PG 248	PEX ADAPTERS PG 249	MALE ADAPTER  PG 250	FEMALE ADAPTER PG 249	FEMALE NPSM ADAPTER PG 249
TEE PG 249	PLUG PG 250	MALE BRANCH TEE PG 250	COUPLING PG 249	UNION ELBOW PG 249	MALE ELBOW PG 250	PEX CLAMP PG 250	LF BRASS PEX FITTINGS PG 251	MALE ADAPTER PG 251
FEMALE ADAPTER PG 251	MALE SWEAT PG 251	FEMALE SWEAT PG 251	UNION PG 252	UNION ELBOW PG 252	UNION TEE PG 252	REDUCING TEE PG 252	MALE ELBOW PG 253	ADAPTER PG 253
DROP EAR PG 253	SWEAT ELL PG 253	PLUG PG 253	COLD EXPANSION PEX PG 254	COUPLING PG 254	TEE PG 254	UNION ELBOW PG 254	FEMALE ADAPTER PG 254	NPSM FEMALE ADAPTER PG 254

LEAD FREE VALVES // VALVES

PICTORIAL INDEX

MALE ADAPTER  PG 255	MALE ELBOW  PG 255	NPSM FEMALE  PG 255	PLUG  PG 255	COLD EXPAN-  PG 255	MALE ADAPTER  PG 256	FEMALE  PG 256	SWEAT  PG 256	FEMALE SWEAT  PG 256
COUPLING  PG 257	UNION ELBOW  PG 257	UNION TEE  PG 257	REDUCING TEE  PG 257	MALE ELBOW  PG 258	DROP EAR  PG 258	FEMALE SWEAT  PG 258	PLUG  PG 258	**SUPPLY STOPS & CONNECTORS PG 259**
3-WAY STOPS  PG 259	CONTRACTOR  PG 259	COMP X FIP  PG 259	COMP X SWT  PG 259	X C/E PEX  PG 259	X PEX  PG 259	1/4 COMP  PG 259	PRESS FIT  PG 259	X FIP  PG 259
STRAIGHT STOPS  PG 260	X FIP  PG 260	X SWT  PG 260	X C/E PEX  PG 260	X PEX  PG 260	1/4 COMP  PG 260	XCPVC  PG 260	PRESS FIT  PG 260	3/8 X FIP LAV CONNECTOR  PG 261
3/8 X 3/8 LAV CNCTR  PG 261	PVC BALLCOCK CNCTR  PG 261	PVC LAV CON-NECTOR  PG 261	PVC LAV 3/8 COMP CNCTR  PG 261	FIP X B/C SS CONNECTOR  PG 261	ICE MAKER SS CNCTR PG 262	3/8 GDN HOSE SS CNCTR PG 262	WATER HEATER CONNECTOR PG 262	WASHING MA-CHINE CNCTR PG 262
CONNECTOR W/ELBOW PG 262	**POWER CORDS PG 263**	3 WIRE RANGE PG 263	3 WIRE DRYER PG 263	4 WIRE RANGE PG 263	4 WIRE DRYER PG 264	DISHWASHER PG 264	POWER SUPPLY PG 264	EXTENSION PG 264
TRANSITION FITTINGS PG 265	CPVC SS MALE ADAPTER PG 265	CPVC BRASS ADAPTER PG 265	FEMALE ADAPTER CPVC PG 219	CPVC DROP EAR BRASS PG 265	CPVC SS MALE ADAPTER PG 265	CPVC SS DROP EAR PG 265	**NO HUB COUPLINGS PG 266**	COUPLINGS PG 266
REDUCERS PG 266	HEAVY DUTY PG 266	RBR COUPLING PG 267	RBR RED CPLG PG 267	TEST CAP PG 267	CONNECTORS PG 267	**DIELECTRIC UNIONS PG 265**	FIP X SWEAT PG 268	MIP X SWT PG 268

VALVES
PICTORIAL INDEX

FIP X FLANGE  PG 268	**CLEANOUT PLUGS PG 266**	SQUARE HEAD  PG 269	COUNTERSUNK  PG 269	TAPPED  PG 269	IRON BODY  PG 269	IRON BODY  PG 269	**BRONZE INSERT FITTINGS PG 270**	BARB FOR PL  PG 270
BRONZE TEE  PG 270	90 BRONZE  PG 270	UNION 90  PG 270	**STEEL INSERT FITTINGS PG 270**	STEEL INSERT  PG 270	REDUCER  PG 270	UNION  PG 270	**SS INSERT FITTINGS PG 271**	SS MALE  PG 271
BRONZE MALE ADAPTER  PG 271	SS 90 ELBOW  PG 271	**L/F INSERT FITTINGS PG 271**	LF UNION  PG 271	LF MALE BRANCH  PG 271	LF UNION ELBOW  PG 271	**PVC VALVES PG 272**	PVC THREAD  PG 272	SLIP X SLIP  PG 272
FIP X FIP  PG 272	SLIP X SLIP  PG 272	IN-LINE CHECK  PG 273	FIP PVC CHECK  PG 273	DRUM FAUCET  PG 273	DRUM & BAR-REL  PG 273	**L/F BRASS VALVES PG 275**	LF BALL VALVE  PG 275	SWT X SWT  PG 275
IPS W/DRAIN  PG 276	SWT W/DRAIN  PG 276	SS TEE HANDLE  PG 276	MALE X FE-MALE  PG 276	FIP X FIP LF  PG 277	SWT X SWT LF  PG 277	LF ITALIAN  PG 278	SWT X SWT LF  PG 278	LF COPPER PRESS VALVE  PG 279
C/E PEX UNION BALL  PG 280	C/E PEX W/ DRAIN & DROP  PG 280	PEX BALL VALVE PG 280	MIP X PROPEX PG 280	PEX DRAIN VALVE PG 280	PUSH FIT VALVE PG 281	**L/F GATE & CHECK VALVES PG 282**	LF GATE VALVE PG 282	GATE VALVE CXC PG 282
LF BRASS CHECK PG 282	SWING CHECK PG 282	CXC SWING CHK PG 282	Y-STRAINER PG 282	FROST FREE PG 283	MALE HOSE BIBB PG 284	FIP HOSE BIBB PG 284	SWT HOSE BIBB PG 284	FIP BOILER DRN PG 285
MIP BOILER PG 285	ANGLE MALE PG 285	ANGLE FIP PG 285	PEX SILLCOCK PG 286	CE PEX SILL-COCK PG 286	VACUUM BREAK PG 286	**ANGLE GLOBE VALVES PG 287**	LF W/HAND-WHEEL HANDLE PG 287	LF W/CROSS HANDLE PG 287

VALVES // NIPPLES AND FITTINGS
PICTORIAL INDEX

CROSS  PG 287	UNION W/  PG 287	**VALVES PG 288**	FORGED BRASS  PG 289	LOCKING  PG 290	BUTTERFLY  PG 290	ITALIAN BALL  PG 291	M X F  PG 292	ITALIAN M X F  PG 293
MXF TEE  PG 294	FXM LOCKING  PG 295	FXF NICKEL  PG 296	NP/SS TRIM  PG 297	SPRING  PG 298	RIGHT ANGLE  PG 298	3WAY NON-  PG 299	SAFETY EX-  PG 299	**GAS VALVES PG 300**
GAS BALL VALVE  PG 300	FLARE X FLARE  PG 300	FLARE X MIP  PG 300	FLARE X FIP  PG 300	ITALIAN GAS BALL  PG 300	**MINI BALL VALVES PG 301**	ITALIAN MINI BALL  PG 301	M X F  PG 301	FXF FLAG HANDLE  PG 302
TEE HANDLE  PG 302	MXF FLAG  PG 303	TEE HANDLE  PG 303	F X F MINI  PG 304	F X M MINI  PG 304	M X M MINI  PG 304	BARB X MALE MINI  PG 304	BARB X FE-MALE  PG 304	BARB X BARB MINI  PG 304
3-WAY BALL VALVE PG 305	3-WAY SIDE OUT  PG 305	3-WAY BOTTOM  PG 305	STRAINER  PG 306	RADIATOR AIR  PG 306	KEY ONLY  PG 306	SILLCOCK  PG 306	HOSE BIBBS  PG 306	GARDEN VALVE PG 306
GATE VALVE PG 307	BRONZE GATE PG 308	QUICK OPEN-ING PG 309	Y-STRAINER PG 310	**BRASS SWING CHECK PG 311**	SWING CHECK PG 311	CHECK VALVE PG 311	IN LINE CHECK PG 312	IN LINE CHECK PG 313
SS FULL PORT VALVES PG 314	2000# PG 315	316 SS 1-PC 1000 STD PORT PG 316	316 SS 2-PC 1000 FP PG 317	SS MINI PG 318	SS M X F PG 318	FXF BUTTER-FLY PG 319	MXF BUT-TERFLY PG 319	MXM BUT-TERFLY PG 319
SS CHECK VALVES PG 320	304 CHECK PG 320	SS IN LINE PG 321	FXF SPRING CHK PG 322	MXF SPRING CHK PG 322	Y-SPRING CHECK PG 323	2PC BARREL PG 323	Y STRAINER PG 324	SS SWING CHK PG 324

NIPPLES AND FITTINGS
PICTORIAL INDEX

SS GLOBE  PG 325	SS GATE VALVE  PG 325	**CARBON STEEL BALL VALVES PG 326**	STANDARD  PG 326	2PC FULL PORT  PG 327	2 WAY  PG 328	3 WAY  PG 328	CHECK VALVES  PG 329	**DUCTILE IRON VALVES PG 330**
BUTTERFLY  PG 331	BUTTERFLY  PG 331	BUTTERFLY  PG 332	BUTTERFLY  PG 332	BV W/ALUM  PG 333	GEAR-LUG W/  PG 333	GEAR RE-  PG 334	WHEEL  PG 334	EXTENSIONS  PG 334
ROLL PIN  PG 334	WAFER CHECK  PG 335	CHECK VALVE UL  PG 336	CHECK  PG 337	CHECK  PG 338	GATE VALVE NO TAP  PG 339	GATE VALVE NRS RES.  PG 340	GATE VALVE DI  PG 341	GATE VALVE FL X MJ  PG 342
Y STRAINER  PG 343	FLANGED Y  PG 343	IPS GATE  PG 344	RT GATE  PG 344	FL GATE  PG 345	POST INDICA-TOR  PG 346	PI GATE VALVE FL ENDS  PG 347	PI GATE VALVE MJ ENDS  PG 348	**CARBON STEEL FLANGES PG 349**
SLIP-ON  PG 349	THREADED  PG 349	WELD NECK FLNG  PG 350	BLIND FLNG  PG 350	**DUCTILE IRON FLANGES PG 351**	COMP FLANGE THREAD  PG 351	COMPANION FLANGE  PG 352	BLIND FLANGE  PG 352	**GASKET SETS PG 353**
RUBBER GAS-KETS SETS PG 353	FULL FACE RED RUBBER GASKET PG 353	NON-AS-BESTOES RING GASKET PG 354	**NIPPLES & FITTINGS PG 355**	**BRASS NIPPLES PG 356**	SEAMLESS SCH 40 PG 357	CHROME PLATED PG 363	**BRONZE FITTINGS PG 364**	**L/F BRONZE FITTINGS PG 364**
90° ELBOW PG 365	90° REDUCE ELB PG 365	90° STREET ELLS PG 366	45° ELBOW PG 366	BRONZE D/E PG 366	SWT X SWT PG 366	PEX X FIP PG 366	45 ST ELBOW PG 367	CROSS PG 367
TEE PG 367	REDUCING TEE PG 368	COUPLING PG 369	REDUCE COUP PG 369	CAP PG 370	UNION PG 306	HEX LOCKNUT PG 372	HEX BUSHING PG 371	HEX BUSHING PG 371

NIPPLES AND FITTINGS
PICTORIAL INDEX

CNTRSUNK  PG 372	CORED PLUG  PG 372	SOLID PLUG  PG 372	HEX NIPPLE  PG 373	REDUCE HEX  PG 373	LF COMPANION  PG 373	**LF WATER METER FLANGES PG 374**	METER COU-  PG 374	FLANGE OVAL  PG 374PG 374
FLANGE OVAL  PG 374	**LF NPI WATER SERVICE PG 375**	FIP X PEP  PG 375	MIP X PEP  PG 375	FIP X FLARE  PG 375	MIP X FLARE  PG 375	FLARE X FLARE  PG 376	ALL FLARE TEE  PG 376	MIP X CTS  PG 376
FLARE X FLARE ELBOW  PG 376	CTS X CTS  PG 377	MIP X CTS  PG 377	FIP X CTS  PG 377	CTS X FLARE  PG 377	PEP X PEP  PG 378	CTS X PEP  PG 378	MIP X XS  PG 378	CTS TEE  PG 378
MIP X CTS X MIP TEE  PG 379	FIP X CTS X FIP TEE  PG 379	PEP X PEP ELBOW  PG 379	CTS X CTS ELBOW  PG 379	CTS X PEP ELBOW  PG 379	**C/P BRONZE FITTINGS PG 380**	C/P ST ELL  PG 380	C/P COUPLING  PG 380	C/P ELL  PG 380
C/P CAP  PG 380	C/P PLUG  PG 380	**SS NIPPLES PG 381**	304 SCH 40 WELDED  PG 382	316 SCH 40 WELDED  PG 382	**SS FITTINGS PG 387**	90° ELBOW  PG 388	90° STREET ELB.  PG 388	45° ELBOW  PG 388
TEE PG 389	CROSS PG 389	HEX NIPPLE PG 389	REDUCE HEX NIP PG 389	COUPLING PG 390	REDUCE COUP PG 390	MACHINED COUP PG 390	HALF COU-PLING PG 391	UNION PG 391
CAP-CAST PG 391	HEX CAP-BRSTCK PG 391	HEX BUSHING PG 392	BULKHEAD FITTING PG 392	HEX LOCKNUT PG 393	HEX SOCKET PLG PG 394	CORED PLUG PG 393	SOLID PLUG PG 394	SOLID HEX PLUG PG 394
CORED HEX PLUG PG 393	HOSE NIPPLE PG 393	REDUCING PG 394	**STEEL NIPPLES PG 395**	SCH 40 GALVA-NIZED PG 396	SCH 40 BLACK PG 396	SINGLE NIP RUN PG 403	ASSORTMENTS PG 404	TOTE TRAYS PG 404

PLASTIC
PICTORIAL INDEX

SCH 80 SEAM-  PG 405	XXS SEAMLESS  PG 411	**GROOVE NIPPLES PG 412**	THREAD X  PG 412	GROOVE X  PG 413	**MERCHANT COUPLINGS PG 414**	MERCHANT  PG 414	MERCHANT  PG 414	HALF MECHANT  PG 414
API LINE COUP  PG 415	**MALLEABLE FITTINGS PG 417**	90° ELBOW  PG 417	90° ELB. BLACK  PG 417	REDUCE  PG 417	REDUCE  PG 417	GALV ST.  PG 417	BLK. ST. ELBOW  PG 417	45° GALV  PG 418
45° BLK. ELBOW  PG 418	45° GALV ST. ELB  PG 418	45° BLK. ST. ELB  PG 418	GALV CROSS  PG 418	BLACK CROSS  PG 418	GLAV TEE  PG 420PG 419	BLACK TEE  PG 419	GALV REDUCE T  PG 419	BLK. REDUCE T  PG 419
BULLHEAD TEE  PG 419	BLK. BLKHD TEE  PG 419	REDUCING TEE 	MALL SERVICE T  PG 420	MALL SERVICE T  PG 420	GALV OUT TEE  PG 420	BLK. OUT TEE  PG 420	GALV COU-PLING  PG 421	BLK. COUPLING  PG 421
GALV RED COUP  PG 421	BLK. RED COUP  PG 421	INSIDE HEX  PG 422	BLK. HEX BUSH  PG 422	GALV HEX BUSH  PG 422	GALV UNION  PG 423	BLACK UNION  PG 423	GALV SQR PLUG PG 423	BLK SQR PLUG PG 423
GALV CAP PG 423	BLACK CAP PG 423	LATERAL Y PG 424	LOCKNUTS PG 424	COUPLING PG 424	OUTLET ELBOW PG 424	GALV FLR FLANGE PG 425	BLK FLR FLANGE PG 425	SHROOM CAP PG 425
DOUBLE TAPPED BUSH-INGS PG 425	**STEEL FITTINGS PG 426**	GALV HEX BUSH PG 426	BLK HEX BUSH PG 426	GALV CAP PG 426	BLK CAP PG 426	GALV FACE BUSH PG 426	BLK FACE BUSH PG 426	GALV SQR PLUG PG 427
BLK SQR PLUG PG 427	GALV HEX PLUG PG 427	BLK HEX PLUG PG 427	GALV CS PLUG PG 427	BLK CS PLUG PG 427	CS HEX PG 427	BLK CS PLUG PG 427	**300# MALLEABLE PG 428**	90° ELBOW PG 428

HOSE ACCESSORIES
PICTORIAL INDEX

45° ELBOW  PG 428	90° ST ELBOW  PG 428	TEE  PG 428	COUPLING  PG 428	REDUCE COUP  PG 429	CAP  PG 429	UNION  PG 429	MAG DRAIN  PG 429	SWAGES BULLPLUGS PG 430
BULL PLUG  PG 430	XH BULL PLUG  PG 430	SCH 40 SWAGE  PG 430	HEX SWAGE  PG 431	SCH 80 SWAGE  PG 431	XXH SWAGE  PG 431	PLASTIC FITTINGS PG 432	PIPE NYLON POLY PG 433	ELBOW  PG 433
TEE  PG 433	STREET ELBOW  PG 433	STREET ELBOW  PG 433	HEX HEAD PLUG  PG 433	HEX HEAD PLUG  PG 433	HEX BUSHING  PG 434	HEX BUSHING  PG 434	HEX NIPPLE  PG 434	HEX NIPPLE  PG 434
RED NIPPLE  PG 434	RED NIPPLE  PG 434	COUPLING  PG 435	COUPLING  PG 435	PIPE CAP  PG 435	PLASTIC BULK-HEAD  PG 435	HOSE BARB PG 435	MALE ADAPTER  PG 435	MALE ADAPTER  PG 436
HOSE X MALE 90°  PG 436	HOSE X MALE 90°  PG 436	UNION ELBOW  PG 437	SPLICER  PG 437	SPLICER  PG 437	RED SPLICER  PG 437	RED SPLICER  PG 437	BARBED TEE  PG 438	BARBED TEE PG 438
BARBED Y	BARBED Y PG 438	REDUCING TEE PG 438	REDUCING TEE PG 438	M BRANCH TEE PG 438	PLASTIC GARDEN HOSE PG 439	GH CAP PG 439	GH NUT PG 439	GH ADPT INSERT PG 439
GH THREAD ADPT PG 439	MGH X F PG 439	FGH X M PG 439	MGH X M PG 439	COMPRES-SION PG 440	UNION CON-NECTOR PG 440	BULKHEAD UNION PG 440	UNION TEE PG 440	UNION ELBOW PG 440
FEMALE CON-NECT PG 441	MALE CONNEC-TOR PG 441	MALE ELBOW PG 441	NSF PUSH-IN PG 442	UNION CON-NECT PG 442	BULKHEAD UNION PG 442	UNION TEE PG 442	UNION ELBOW PG 442	REDUCING ELBOW PG 442

HOSE ACCESSORIES
PICTORIAL INDEX

FEMALE CON-  PG 443	MALE CONNEC-  PG 443	STEM ADAPTER  PG 443	REDUCER  PG 443	FIXED ELBOW  PG 443	PLUG-IN  PG 444	2-WAY DIVIDER  PG 444	PLUG  PG 444	PLXPL  PG 444
PL X MIP VALVE  PG 444	CHECK VALVE  PG 444	STOP VALVE  PG 444	**PVC FITTINGS PG 442**	NIPPLES  PG 445	SCH 80 UNIONS  PG 447	SCH 40 UNIONS  PG 447	COMPRESSION  PG 447	REPAIR  PG 447
HOSE ACCESSORIES PG 448	**CAM AND GROOVE PG 449**	**ALUMINUM CAM & GROOVE PG 449**	M ADPT X F NPT A  PG 449	FEMALE COU-PLER B  PG 449	HOSE SHANK C  PG 449	FEMALE COU-PLER D  PG 449	HOSE SHANK E  PG 450	MALE ADAPER F  PG 450
DUST CAP DC  PG 450	DUST CAP DP  PG 450	SPOOL ADAPTER  PG 451	MALE ADAPTER A  PG 451	FEMALE COU-PLER B  PG 451	REDUCER D  PG 451	FEMALE COU-PLER D  PG 451	FEMALE COU-PLER DD  PG 451	MALE ADAPTER F  PG 451
POLY CAM & GROOVE PG 452	MALE ADAPTER A  PG 452	FEMALE COU-PLER B  PG 452	HOSE SHANK C  PG 452	FEMALE COU-PLER D  PG 452	M X HOSE SHANK E  PG 453	MALE ADAPTER F  PG 453	DUST CAP DC  PG 453	DUST PLUG DP  PG 453
SS CAM & GROOVE PG 454	FEMALE ADAPTER A PG 454	FEMALE COU-PLER B PG 454	HOSE SHANK C PG 454	FEMALE COU-PLER D PG 454	HOSE SHANK E PG 455	MALE ADAPTER F PG 455	DUST CAP DC PG 455	DUST PLUG DP PG 455
BRASS CAM & GROOVE PG 456	MALE ADAPTER A PG 456	FEMALE COU-PLER B PG 456	HOSE SHANK C PG 456	FEMALE COU-PLER D PG 456	HOSE SHANK E PG 457	MALE ADAPTER F PG 457	DUST CAP DC PG 457	DUST CAP DP PG 457
CRIMPLOK PG 458	ALUM DC PG 459	ALUM B PG 459	ALUM D PG 459	ALUM C PG 459	SS B PG 460	SS D PG 460	SS DC PG 460	SS C PG 460

HOSE CLAMPS
PICTORIAL INDEX

ALUM C  PG 461	ALUM C AND E  PG 461	SS CRIMPLOK  PG 461	CRIMP CAMS  PG 461	SS HANDLE  PG 462	BRASS HANDLE  PG 462	BUNA-N GAS-  PG 462	SAFETY CLIP  PG 462	SILICONE  PG 462
VITON GASKET  PG 462	**KING NIPPLES PG 463**	HOSE NIPPLE  PG 463	ZINC PLATED  PG 463	REDUCER/EX-  PG 463	316 SS  PG 463	BRASS  PG 464	ALUMINUM  PG 464	STEEL VIC-  PG 464
PLATED GROOVED  PG 464	CRIMP KING PLATED  PG 466	CRIMP KING  PG 466	CRIMP COMBO  PG 466	CRIMP KING  PG 466	SQUARE CUT  PG 467	SS FLANGE NIPPLE  PG 467	VICTAULIC  PG 468	HOSE MENDER STEEL  PG 468
PLATED STEEL MENDER  PG 468	316 HOSE MEND  PG 468	BRASS MENDER  PG 468	**UNIVERSAL COUPLINGS PG 469**	UNIVERSAL  PG 469	WASHER  PG 469	FEMALE NPT  PG 469	HOSE END  PG 469	TRIPLE CON- NECT  PG 469
BOLT CLAMP  PG 470	ALUMINUM BARBS  PG 470	**STRAINERS & NOZZLES PG 471**	SAFETY CHECK  PG 471	FOOT VALVE  PG 471	ROUND STRAINER  PG 471	LONG STRAINER  PG 471	BOTTOM STRAINER PG 471	BOTTOM HOLE PG 471
FOG NOZZLE PG 471	**FIRE HOSE FITTINGS PG 472**	FIRE HOSE PG 472	FXM HEX ADPT PG 472	DBL M HEX NIP PG 472	BRASS CAP PG 472	NOZZLE	HAMMER UNION PG 473	HAMMER UNION PG 473
HAMMER UNION SET PG 473	HAMMER UNION SET PG 473	**BUCHANAN HOSE PG 474**	CLEAR BRAID PG 480	JACK HAMMER PG 481	JACK HAMMER PG 481	HOT AIR BLOWER PG 481	JACK HAMMER PG 481	GENERAL PURPOSE PG 482
GENERAL PURPOSE PG 482	MARINE EX- HAUST PG 483	PUSH-ON PG 483	FUEL LINE PG 484	ARI SUCTION PG 484	IND VACUUM PG 485	BULKMASTER SOFTWALL PG 485	EPDM SUCTION PG 486	SANDBLAST PG 486

PRESSURE WASHER/ PNEUMATICS
PICTORIAL INDEX

FLEXLITE  PG 487	FLEXCHEM  PG 487	TANK TRUCK  PG 488	FLEXLITE  PG 488	TANK TRUCK  PG 489	OIL VACUUM  PG 489	TANK TRUCK 300  PG 490	OIL VACUUM  PG 490	FRACLINE 400  PG 491
PETRO DIS-CHARGE  PG 491	HOT TAR  PG 492	PETRO DIS-CHARGE  PG 492	PETRO DIS-CHARGE  PG 493	STEAM 250 BLACK  PG 493	STEAM 250  PG 493	BLUE LAYFLAT  PG 494	BLUE ASSEM-BLY  PG 494	BROWN LAY-FLAT  PG 495
DURAFLEX  PG 496	DURAFLEX  PG 496	HIGH PRES-SURE  PG 497	HIGH PRES-SURE  PG 497	SATURN OLIVE  PG 498	SATURN GREEN  PG 498	SATW  PG 499	SAT  PG 499	WATER SUC-TION  PG 500
SUPERFLEX  PG 500	HOSE ASSEMBLIES PG 499	AIR HOSE AS-SEMBLIES  PG 503	GARDEN HOSE ASSEMBLIES  PG 505	PRESSURE WASHER HOSE  PG 506	CRIMPLOK FERRULES  PG 507	CRIMPLOK SLEEVES 	HOSE CLAMPS PG 520	WORM GEAR PG 521
MINI WORM GEAR  PG 521	WORM GEAR CLAMP  PG 521	QUICK RE-LEASE  PG 525	T-BOLT CLAMPS  PG 526	T-BOLT SPRING LDD  PG 527	V-BAND  PG 528	CONSTANT TORQUE  PG 528	HEAVY DUTY PG 531	DOUBLE BOLT PG 531
SC SPIRAL PG 531	M10DC MAXI PG 533	GUILLOTINE PG 529	SADDLE PG 529	1-EAR PG 534	HAMMERLOCK PG 536	2-EAR PG 535	GAPLESS PG 535	PREFORMED CLAMPS PG 537
SIDE JAW PG 538	PINCERS PG 538	CRIMPER PG 538	LOKING TOOL PG 538	LOKING TOOL PG 538	MINI CLAMPS SS PG 539	MINI ALUZINC PG 539	LINED CLAMPS PG 540	VINYL COATED PG 540
RUBBER LINED PG 540	HOSE FERRULE-SS PG 541	TUBING PG 542	POLYURE-THANE PG 543	BLACK PG 543	BLUE PG 543	POLYETHYL-ENE PG 544	BLACK POLY PG 545	GREEN POLY PG 545

PNEUMATICS
PICTORIAL INDEX

BLUE POLY  PG 545	RED POLY  PG 545	NYLON 12  PG 546	PVC  PG 547	MINITUBING  PG 547	TUBING CUT-  PG 547	PLASTIC TUBE  PG 547	ALUMINUM  PG 548	COPPER TUBE  PG 548
SOFT COPPER  PG 548	**PRESSURE SPRAYERS PG 549**	QD NOZZLE  PG 550	MEG NOZZLE  PG 550	RUBBER TIP  PG 551	THERMAL  PG 551	BOOM SWIVEL  PG 551	WAND PG 552	SPRAY GUN  PG 552
GUN W/EXT  PG 552	MALE STEEL PLUG  PG 553	FE. STEEL PLUG  PG 553	MOLDED GRIP  PG 554	MOLDED GRIP FE  PG 554	**PNEUMATICS PG 555**	**INDUSTRIAL INTERCHANGE PG 556**	STEEL FE. COUP  PG 556	STL. HOSE COUP  PG 556
STEEL M. COUP  PG 556	STL PUSH-ON  PG 556	STEEL M. PLUG  PG 557	STEEL FE. PLUG  PG 557	STL HOSE PLUG  PG 557	PUSH-ON PLUG  PG 557	SS MALE PLUG  PG 557	SS FE. PLUG  PG 557	BRASS M. COUP  PG 558
BRASS FE. COUP  PG 558	BR. HOSE COUP  PG 558	BR. PUSH-ON  PG 558	BRASS FE. PLUG  PG 558	BRASS M. PLUG  PG 558	BRASS HOSE ID PLUG  PG 558	**UNIVERSAL PG 559**	STEEL MALE COUP  PG 559	STEEL FE COUP PG 559
STEEL HOSE ID COUP PG 559	BR/STL MALE COUP PG 559	BR/STL FE COUP PG 559	SS MALE COUP PG 559	SS FE. COU-PLER PG 559	BRASS MALE COUPLER PG 560	BRASS FE. COUP PG 560	BR. HOSE COUP PG 560	**SAFETY COUPLERS PG 560**
MALE COUP PG 560	FE COUP PG 560	**ARO 210 INTERCHANGE PG 561**	STEEL MALE COUP PG 561	STEEL FE COUP PG 561	STEEL HOSE ID COUP PG 561	STEEL MALE PLUG PG 561	STEEL FE PLUG PG 561	STEEL HOSE PLUG PG 561
BRASS MALE COUP PG 566	BRASS FE COUP PG 562	BRASS HOSE ID COUP PG 562	BRASS MALE PLUG PG 562	BRASS FEMALE PLUG PG 562	BRASS HOSE ID PLUG PG 562	**AUTO INTERCHANGE PG 563**	STL. M. COU-PLER PG 563	STL. FE. COU-PLER PG 563
STL HOSE ID COUPLER PG 563	STEEL MALE PLUG PG 563	STEEL FE. PLUG PG 563	PUSH-ON PLUG PG 562PG 563	HOSE ID PLUG PG 562PG 563	BR MALE COUP PG 564	BR. FE. COU-PLER PG 564	HOSE ID COUP PG 564	PUSH-ON COUP PG 564

HYDRAULICS
PICTORIAL INDEX

BR. MALE PLUG  PG 564	BR. FE. PLUG  PG 564	BR HOSE ID PLUG  PG 564	**LINCOLN INTERCHANGE PG 565**	BRASS MALE COUP  PG 565	FEMALE COU-PLER  PG 565	STEEL MALE COUP  PG 565	STEEL FE COUP  PG 565	STEEL MALE PLUG  PG 565
STEEL FE. PLUG  PG 565	**HIGH FLOW PG 566**	BRASS MALE COUPLER  PG 566	FEMALE COU-PLER  PG 566	MALE PLUG  PG 566	FEMALE PLUG  PG 566	MINI QD  PG 566	FE PLUG  PG 566	**SWIVEL FITTINGS PG 567**
MIP X FIP STEEL  PG 567	MIP X FIP 360  PG 567	MIP X FIP STL/ BR  PG 567	FIP X FIP STL  PG 567	MIP X MIP STL  PG 567	BARB X MIP STEEL  PG 567	BARB X MIP STL/BR  PG 567	BARB X FIP STL  PG 567	PLUG X MIP STL  PG 568
PLUG X MIP STL/BR  PG 568	PLUG X FIP STL/BR  PG 568	PLUG X MIP STL/BR  PG 568	PLUG X MIP SS  PG 568	PLUG X FIP STL/BR  PG 568	PLUG X MIP BRASS  PG 568	**MUFFLERS/ VENTS PG 569**	BR. MUFFLER  PG 569	STAINLESS MUFFLER  PG 569
BR. BREATH VENT  PG 569	STLS BREATH VEN  PG 569	PSI SNUBBER  PG 569	SPEED VALVE  PG 569	SPEED VALVE  PG 570	MUFF W/ FLOW  PG 570	HI FLOW MUFF  PG 570	HI FLOW MUFF  PG 570	HI FLOW MUFF PG 570
HI FLOW MUFF PG 570	NIP INLINE FILTER PG 570	RPR AIR/OIL FILTER PG 570	HI FLOW MUFF PG 570	AIR REGULA-TOR PG 571	AIR MANIFOLD PG 571	**SAFETY VALVES PG 572**	SAFETY VALVES PG 572	CHECK VALVE PG 572
CHECK VALVE PG 572	**TANK VALVES PG 573**	BIKE PUMP FITT PG 573	INFLATOR PG 573	SLIDE VALVE PG 573	SPRING CORE PG 573	SPRING CORE PG 573	SPRING CORE PG 573	BLK PLASTIC CAP PG 573
DOME CAP PG 573	**BLOW GUNS PG 574**	CPCT BLOW GUN PG 574	SAFE BLOW GUN PG 574	SAFE BLOW GUN PG 574	PISTOL BLOW GUN PG 574	PISTOL BLO-GUN PG 574	RUB TIP NOZZLE PG 574	HI FLOW NOZZLE PG 574

HYDRAULICS
PICTORIAL INDEX

IN LINE BLOW  PG 574	LEVER ACTION  PG 574	WATER NOZZLE  PG 574	AIR NOZZLE  PG 574	RADIATOR  PG 574	M-TIRE GAUGE  PG 575	VOL REGULA-  PG 575	EXTENSION PG 575	GUN ADAPTER  PG 575
COIL AIR HOSE  PG 575	COIL AIR HOSE  PG 575	HEX BALL  PG 576	BALL CHCK  PG 576	DUAL AIR  PG 576	DUAL STRT AIR  PG 576	INFLATOR/  PG 576	INFLATOR/  PG 576	AIR AC-CESSORY ASSORTMENTS PG 577
87400 16 PIECE  PG 577	87402 10 PIECE  PG 577	87404 7 PIECE  PG 577	87406 11 PIECE  PG 577	87408 17 PIECE  PG 578	87410 12 PIECE  PG 578	87412 20 PIECE  PG 578	87414 7 PIECE  PG 579	87416 5 PIECE  PG 579
87418 5 PIECE  PG 579	87420 3 PIECE  PG 579	87422 5 PIECE  PG 579	GAUGES PG 580	DRY GAUGE  PG 580	CENTER BACK MOUNT  PG 580	LIQUID FILLED  PG 581	TAPES & SEALANT PG 582	THREAD SEAL  PG 582
BLUE SEAL TAPE  PG 582	YEL GAS TAPE  PG 582	GRE OXY TAPE  PG 582	GREY SS TAPE  PG 582	HYDRAULICS PG 583	STEEL PIPE SWIVEL PG 592	M. SWL ADAPTER  PG 592	FE. SWL ADAPTER  PG 592	M. ELB ADAPTER  PG 592
FE. UNION ELB. PG 592	M. 45° ELBOW PG 593	FE. 45° UNION PG 593	M. SWL TEE PG 593	FE. SWL TEE PG 593	FE. SWL TEE PG 593	JIC FLARE PG 594	LONG JIC NUT PG 594	JIC CAP PG 594
JIC TUBE NUT PG 594	JIC TUBE SLEEVE PG 594	JIC TUBE UNION PG 594	JIC M. CONN PG 595	JIC FE. CONN PG 595	JIC RED/EXP PG 596	PLUG PG 596	JIC UNION ELB. PG 596	JIC M. ELBOW PG 597
JIC FIP ELBOW PG 597	MALE 45° ELBOW PG 598	JIC UNION 45 ELBOW PG 598	M. BRANCH TEE PG 598	JIC FE. TEE PG 598	JIC UNION TEE PG 598	LOCKNUT PG 599	JIC BULK UNION PG 599	BULK UNION ELB PG 599

PICTORIAL INDEX

45° UNION ELB  PG 599	BULK BRANCH  PG 600	BULK RUN TEE  PG 600	JIC TO FEMALE  PG 600	JIC TO MALE  PG 600	**STEEL PIPE FITTINGS PG 601**	PIPE COUPLING  PG 601	HEX PIPE  PG 601	EXP/ PIPE ADAP  PG 601
HEX RED/ BUSH  PG 602	HEX HEAD  PG 602	HOLLOW HEX  PG 603	FLUSH HLW  PG 603	SQR HEAD  PG 603	PIPE CAP  PG 603	MALE ELBOW  PG 603	45° M. ELBOW  PG 604	90° ST ELBOW  PG 604
45° ST ELBOW  PG 604	FE. ELBOW  PG 605	45° FE. ELBOW  PG 605	MALE PIPE TEE  PG 605	FE. PIPE TEE  PG 605	ST PIPE TEE  PG 605	FE. RUN PIPE T  PG 606	MALE PIPE TEE  PG 606	FE. PIPE TEE  PG 606
CROSS  PG 606	**STEEL O-RING ADAPTERS PG 607**	JIC TO O-RING  PG 607	O-RING TO PIPE  PG 607	O-RING TO 37°  PG 607	O-RING UNION  PG 608	FE. O-RING  PG 608	O-RING TO FE.  PG 608	O-RING PLUG  PG 609
O-RING HLW PLG  PG 609	O-RING PORT  PG 609	**JIC SWIVEL PG 610**	JIC SWL ELBOW  PG 610	JIC SW X MIP  PG 610	JIC SWL 45°  PG 610	JIC SWL TO F 90°  PG 610	JIC SWL CONN PG 610	JIC SWL TO M PG 611
JIC SWL TOF ADP PG 611	JIC SWL BRANCHT PG 612	JIC SWL RUN T PG 612	**JIC O-RING PG 612**	JIC RUN TEE PG 612	JIC TO ORING 90° PG 612	JIC TO ORING 45° PG 613	JIC BRANCH TEE PG 613	ORING TO F 90° PG 614
ORING TO M 90° PG 614	ORING JIC 90° PG 613	F TO M ORING 90° PG 614	M ORING SWL AD PG 614	90° ORING SWL PG 614	45° ORING SWL PG 615	O-RING PG 615	NITRILE O-RING PG 615	BRAZE TUBE NUT PG 615
BRAZETUBE SLV PG 615	CAP PG 616	BULKHEAD LKNUT PG 616	MALE UNION PG 616	FACE SEAL ADPT PG 616	FE ORFS X ORFS PG 616	PLUG PG 617	MORFS UNION PG 617	ORFS UNION 90° PG 617

PICTORIAL INDEX

ORFS TO M 90°  PG 617	ORFS TO PIPE  PG 617	ORFS TEE  PG 618	ORFS UNION T  PG 618	BULKHEAD  PG 618	ORFS BULK-  PG 618	ORFS BULK-  PG 618	ORFS BH  PG 618	ORFS BH RUN T  PG 619
M ORFS TO  PG 619	MALE FF X FE  PG 619	SWL NUT  PG 619	37° SWIVEL  PG 619	ORFS X FE SW  PG 620	ORFS X JIC SW  PG 620	O-RING ELBOW  PG 620	ORFS TO 45°  PG 621	ORFS X OR  PG 621
MORFS X MORB RUN TEE  PG 621	SWIVEL ELBOW  PG 621	**STEEL BSPT ADAPTERS PG 622**	JIC BSPT  PG 622	BSPT ELBOW  PG 622	HEX NIPPLE  PG 622	PLUG  PG 622	HEX NIPPLE BSPP  PG 622	COUPLING  PG 623
FEMALE SWIVEL  PG 623	ELBOW  PG 623	MALE NIPPLE  PG 623	MALE BSPP  PG 623	SWIVEL BSPP  PG 624	PLUG BSPP  PG 624	HOLLOW BSPP  PG 624	FEMALE BSPP  PG 624	**METRIC PG 624**
MALE CONNEC-TOR  PG 624	MALE ELBOW  PG 625	STRAIGHT SWIVEL  PG 625	METRIC PARAL-LEL  PG 625	HOLLOW  PG 625	FEMALE ADAPTER  PG 625	**ISO A & B INTERCHANGE PG 626**	NO SPILL PG 626	DRYBREAK PG 626
ISO-A COUPLER PG 626	ISO-A PLUG PG 626	ISO-B COUPLER PG 626	ISO-B PLUG PG 626	HNV BRASS PLUG PG 626	HNV BRASS COUPLER PG 626	FLUSH FACE PG 627	FLUSH FACE PG 627	LSQ SERIES PG 627
LSQ SERIES PG 627	SAE ISO A COUPLER PG 628	SAE ISO-A PLUG PG 628	SAE ISO-B COUPLER PG 628	SAE ISO-B PLUG PG 628	SAE FLUSH FACE CPLR PG 629	SAE FLUSH FACE PLUG PG 629	AG SERIES COUPLER PG 630	AG SERIES PLUG
KZE SERIES COUPLER PG 630	KZE SERIES PLUG PG 630	**FLOW CONTROL PG 631**	FLOW VALVE PG 631	NEEDLE VALVE PG 631	PRESSURE VALVE PG 632	AIR BREATHER PG 632	JIC FLANGE PG 634	JIC FLANGE PG 634
JIC FLANGE PG 634	FLANGE KIT PG 635	FLANGE KIT PG 635	SPLIT FLANGE PG 636	FLANGE PLUG PG 636	FLANGE HALF PG 636	FLANGE PAD PG 636	FLANGE HALF PG 636	**STAINLESS STEEL ADAPTERS PG 637**

PICTORIAL INDEX

PIPE SWIVEL  PG 640	PIPE SWIVEL  PG 640	TUBE SLEEVE  PG 641	TUBE NUT  PG 641	CAP  PG 641	MALE ADAPTER  PG 642	UNION  PG 642	FEMALE  PG 642	PLUG  PG 643
MJIC X FJIC  PG 643	JIC UNION  PG 643	MALE JIC  PG 643	JIC FEMALE  PG 644	45 JIC ELBOW  PG 644	JIC TEE  PG 644	JIC MALE RUN  PG 644	BULKHEAD NUT  PG 645	FEMALE BULK-  PG 645
BULKHEAD MALE  PG 645	MJIC BH 90  PG 645	BULKHEAD COUPLING  PG 646	PIPE NIPPLE  PG 646	HEX PIPE NIPPLE  PG 646	COUPLING  PG 646	ADAPTER  PG 647	HEX PLUG  PG 647	COUNTERSUNK PLUG  PG 647
BUSHING  PG 647	CAP  PG 648	STREET ELBOW  PG 648	MALE ELBOW  PG 648	45 STREET ELBOW  PG 648	ALL MALE TEE  PG 649	ELBOW  PG 649	MALE RUN TEE  PG 649	TEE  PG 649
CROSS  PG 649	MORB X FIP  PG 650	BOSS X JIC SW  PG 650	MJIC X MORB  PG 650	BOSS HEX PLUG PG 651	BOSS CS PLUG PG 651	MJIC X FJIC ELBOW PG 651	SW X MIP ELBOW PG 651	45 SW ELBOW PG 652
FIP X FJIC SWIVEL PG 652	MIP X FJIC SWIVEL PG 652	SWIVEL UNION PG 652	MJIC X MORB ELL PG 653	45 ELBOW PG 653	JIC TO O-RING BRANCH T PG 653	SW X WELD ON PG 654	MALE API PG 654	SS CRIMP HOSE FITTINGS PG 655
JIC 90 SWIVEL CRIMP HOSE PG 655	JIC 45 SWIVEL PG 655	MALE CRIMP PG 655	FEMALE CRIMP PG 655	FORFS90 FEMALE PG 656	FORFS-L FEMALE PG 656	FORFS FEMALE PG 656	MORFS MALE PG 656	FORFS45 FEMALE PG 656
STR O-RING BOSS PG 656	CRIMP STR MIP HY PG 657	FE JIC SWIVEL HY PG 657	FE JIC SWIVEL 45 HY PG 657	FE JIC SWIVEL 90 HY PG 657	FE JIC SWIVEL 45 HY PG 657	SS FLARELESS BITE TYPE PG 658	TUBE NUT PG 658	SLEEVE SET PG 658
TUBE UNION PG 658	MALE CONNEC-TOR PG 658	FEMALE CON-NECTOR PG 658	UNION ELBOW PG 658	MALE ELBOW PG 659	FEMALE ELBOW PG 659	MALE BRANCH TEE PG 659	UNION TEE PG 659	O-RING MALE ELBOW PG 659

PIPE FITTINGS



Pipe Size	1/16	1/8	1/4	3/8	1/2	3/4	1
Thread Size	1/16-27	1/8-27	1/4-18	3/8-18	1/2-14	3/4-14	1-11-1/2
Working Pressure	1200	1200	1200	1200	1200	1000	1000
Thread OD	1/4	3/8	1/2	5/8	3/4	1	1-1/4

Typical Application: Grease, fuels, LP and Natural gas (available on special order), refrigeration, instrumentation and hydraulic systems.

Pressure: Operating pressure up to 1200 PSI.
Vibration: Fair resistance.
Temperature Range:
-65^{0}F to +250^{0}F (-53^{0}C to +121^{0}C).

Used With: Brass, bronze, copper, steel, aluminum and iron pipe.

Tolerance : +/- .02 on all dimensions. Dimension Data can change without notice. Please call us when dimensions are critical.

Approvals: Meets functional requirements of SAE J530, J531

▪ Not lead free
▪ **"L" at the end of a Part# means Light Pattern**
- these fittings are completely interchangeable with full pattern fittings, but have been modified in some way. This modification is usually in the length of the pipe threads. Used in plumbing and light industrial applications.

▪ **Assembly Instructions**
1 - Tighten approximately 2-1/2 turns past hand tight.
2 - Fittings with Everseal tighten two turns past hand tight. Brittle materials require special cautions.

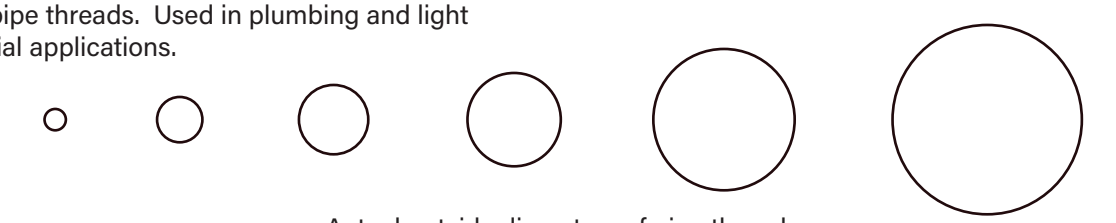

Actual outside diameters of pipe threads

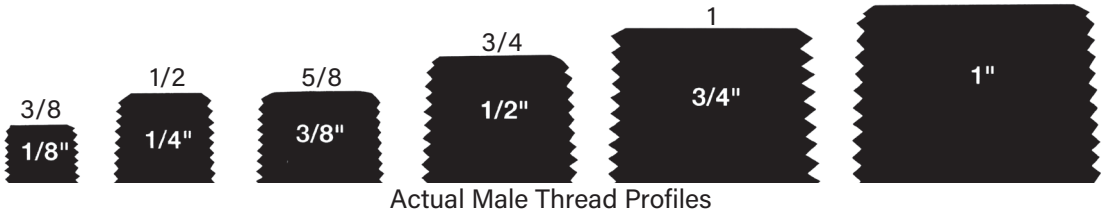

Actual Male Thread Profiles

WARNING: This product can expose you to chemicals, including lead, which are known to the State of California to cause cancer and birth defects or other reproductive harm. For more information, visit www.P65Warnings.ca.gov

90° FEMALE ELBOW

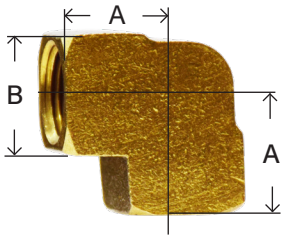

100
SAE# 130238

PART #	THREAD SIZE NPTF	A	B	APPROX. WT. LBS.	LIST PRICE
28001	1/8″	0.55	0.56	0.09	---
28002	1/4″	0.78	0.68	0.13	---
28003	3/8″	0.84	0.81	0.16	---
28004	1/2″	1.09	1.00	0.34	---
28005	3/4″	1.16	1.25	0.60	---
28015B	3/8" x 1/4"	0.84	0.81	0.18	---
28053B	1/2" x 1/4"	1.09	1.00	0.37	---
28016B	1/2" x 3/8"	1.09	1.00	0.36	---

100 2200P 3500 302 200

90° FORGED FEMALE ELBOW

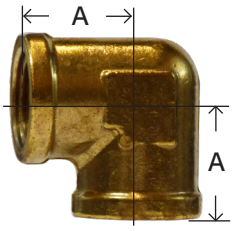

100F

PART #	THREAD SIZE NPTF	A	BODY WIDTH	APPROX. WT. LBS.	LIST PRICE
28009	1/8″	0.57	0.50	0.04	---
28010	1/4″	0.70	0.68	0.10	---
28011	3/8″	0.81	0.81	0.12	---
28012	1/2″	1.00	1.00	0.23	---
28013	3/4″	1.13	1.25	0.42	---
28014	1/4″ x 1/8″	0.72	0.65	0.12	---
28015	3/8″ x 1/4″	0.81	0.81	0.15	---
28016	1/2″ x 3/8″	1.00	1.00	0.28	---
28017	1"	1.42	1.50	0.75	---

1200P E7 100AF 100B

45° FEMALE ELBOW

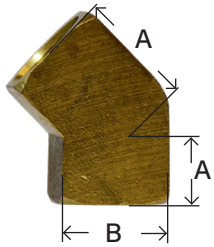

10045

PART #	THREAD SIZE NPTF	A	B	APPROX. WT. LBS.	LIST PRICE
28018	1/8″	0.45	0.56	0.06	---
28019	1/4″	0.66	0.68	0.12	---
28020	3/8"	0.69	0.81	0.16	---
28021	1/2"	0.94	1.00	0.25	

129 2201P 205 23355 45EZ 105 100-45A

UNION TEE

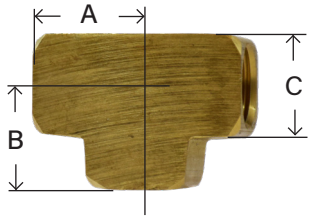

101
SAE# 130438

PART #	THREAD SIZE NPTF	A	B	C	APPROX. WT. LBS.	LIST PRICE
28022	1/16"	0.55	0.55	0.58	0.11	---
28024	1/8″	0.55	0.55	0.56	0.08	---
28025	1/4″	0.78	0.78	0.68	0.17	---
28026	3/8″	0.84	0.84	0.81	0.22	---
28027	1/2″	1.09	1.09	1.00	0.43	---
28028	3/4″	1.16	1.16	1.25	0.64	---

311 101A 322 2203P 3700 203

UNION FORGED TEE



101F

PART #	THREAD SIZE NPTF	A & B	BODY WIDTH	APPROX. WT. LBS.	LIST PRICE
28032	1/8″	0.56	0.50	0.06	---
28033	1/4″	0.71	0.68	0.13	---
28034	3/8″	0.81	0.81	0.16	---
28035	1/2″	1.00	1.00	0.27	---
28036	3/4″	1.16	1.25	0.53	---
28023	1″	1.42	1.50	.924	---

1203P LT7 101AF 101B

WARNING: This product can expose you to chemicals, including lead, which are known to the State of California to cause cancer and birth defects or other reproductive harm. For more information, visit www.P65Warnings.ca.gov

PIPE
BRASS FITTINGS

REDUCING FORGED TEES

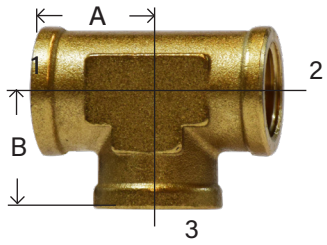

101FR

PART #	1 NPT	2 NPT	3 NPT	A & B	BODY WIDTH	APPROX. WT. LBS.	LIST PRICE
28029	1/8"	1/8"	1/4"	0.72	0.69	0.16	---
28030	1/4"	1/4"	1/8"	0.72	0.69	0.14	---
28031	1/4"	1/4"	3/8"	0.81	0.81	0.21	---
28038	3/8"	1/4"	3/8"	0.81	0.81	0.18	---
28039	3/8"	3/8"	1/4"	0.81	0.81	0.18	---
28046	1/2"	1/2"	3/8"	1.00	1.00	0.30	---
28047	3/4"	1/2"	3/4"	1.20	1.25	0.59	---
28048	3/4"	3/4"	1/2"	1.16	1.25	0.59	---

CROSS



102

PART #	THREAD SIZE NPTF	A	B	APPROX. WT. LBS.	LIST PRICE
28041	1/8"	0.55	0.56	0.10	---
28042	1/4"	0.78	0.68	0.21	---
28043	3/8"	0.84	0.81	0.25	---
28044	1/2"	1.09	1.00	0.51	---
28045	3/4"	1.16	1.25	0.75	---

2205P 3950 228 102A 102BE

FORGED CROSS



102F

PART #	THREAD SIZE NPTF	A	BODY WIDTH	APPROX. WT. LBS.	LIST PRICE
28049	1/8"	0.56	0.50	0.06	---
28050	1/4"	0.72	0.69	0.15	---
28051	3/8"	0.81	0.81	0.18	---
28052	1/2"	1.00	1.00	0.34	---

C7 105 102AF 102B

COUPLING

SAE# 130138



103

PART #	THREAD SIZE NPTF	A	HEX	APPROX. WT. LBS.	LIST PRICE
28057	1/16"	0.75	0.44	0.02	
28058L	1/8"	0.75	0.50	0.02	---
28058	1/8"	0.75	0.56	0.03	---
28059L	1/4"	0.88	0.63	0.03	---
28059	1/4"	1.12	0.75	0.09	---
28060L	3/8"	1.00	0.81	0.06	---
28060	3/8"	1.12	0.87	0.10	---
28061L	1/2"	1.19	0.93	0.09	---
28061	1/2"	1.50	1.06	0.19	---
28062L	3/4"	1.19	1.25	0.18	---
28062	3/4"	1.53	1.25	0.24	---
28063	1"	1.89	1.50	.357	---

207P 371 3300 103AH 103B

DIMENSION DATA CAN CHANGE WITHOUT NOTICE. PLEASE CHECK WHEN DIMENSIONS ARE CRITICAL.

WARNING: This product can expose you to chemicals, including lead, which are known to the State of California to cause cancer and birth defects or other reproductive harm. For more information, visit www.P65Warnings.ca.gov

REDUCING COUPLING



119

SAE# 130138
*Not to SAE specs

PART #	THREAD SIZE NPTF	A	HEX	APPROX. WT. LBS.	LIST PRICE
28181L	1/4" x 1/8"	0.94	0.62	0.04	---
28181	1/4" x 1/8"	0.97	0.75	0.08	---
28182	3/8" x 1/8"	0.94	0.87	0.10	---
28182L	3/8" x 1/8"				
28183L	3/8" x 1/4"	1.00	0.81	0.06	---
28183	3/8" x 1/4"	1.16	0.87	0.12	---
28180*	1/2" x 1/8"	1.19	0.93	0.15	---
28184L	1/2" x 1/4"	1.11	1.00	0.10	---
28184	1/2" x 1/4"	1.28	1.06	0.20	---
28185L	1/2" x 3/8"	1.19	0.93	0.10	---
28185	1/2" x 3/8"	1.38	1.06	0.20	---
28186	3/4" x 1/8"				
28187	3/4" x 1/4"	1.19	1.19	0.17	---
28188*	3/4" x 3/8"	1.32	1.37	0.20	---
28189*	3/4" x 1/2"	1.19	1.18	0.14	---
28178	1" x 1/2"	1.50	1.56	0.41	---
28179	1" x 3/4"	1.56	1.56	0.39	---

377 3300 208P 108 119B 119AH

UNION

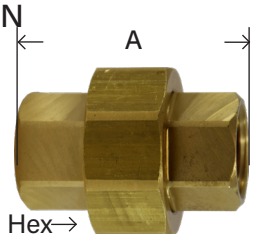

104

PART #	THREAD SIZE NPTF	A	HEX	APPROX. WT. LBS.	LIST PRICE
28067	1/8"	1.25	0.94	0.13	---
28068	1/4"	1.31	1.06	0.18	---
28069	3/8"	1.75	1.25	0.33	---
28070	1/2"	1.79	1.56	0.50	---
28071	3/4"	1.96	1.68	0.47	---

3250 212P 104A 104B

CAP

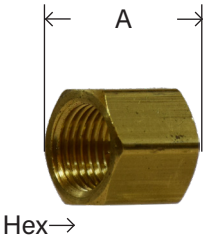

108

PART #	THREAD SIZE NPTF	A	HEX	APPROX. WT. LBS.	LIST PRICE
28075	1/8"	0.47	0.56	0.03	---
28076	1/4"	0.60	0.68	0.04	---
28077	3/8"	0.69	0.81	0.06	---
28078	1/2"	0.78	0.93	0.08	---
28079	3/4"	0.94	1.25	0.16	---
28080	1"	1.13	1.50	0.23	---

3129 213P 23129 108A 108B

90° STREET ELBOW

SAE# 130239

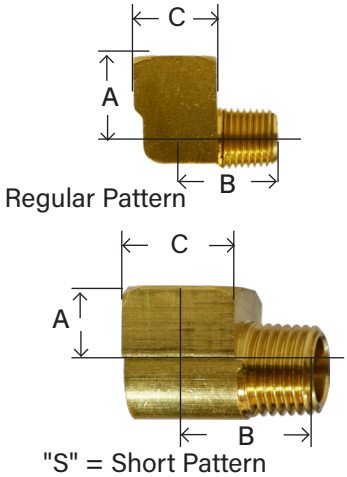

116

PART #	THREAD SIZE NPTF	A	B	C	APPROX. WT. LBS.	LIST PRICE
28161	1/16"	0.69	0.60	0.47	0.04	---
28156	1/8"	0.48	0.66	0.56	0.05	---
28156S	1/8" short	0.34	0.57	0.50	0.03	---
28157	1/4"	0.72	0.91	0.735	0.09	---
28157S	1/4" short	0.45	0.78	0.68	0.07	---
28158	3/8"	0.78	0.97	0.81	0.16	---
28158S	3/8" short					
28159	1/2"	1.03	1.25	1.00	0.33	---
28159S	1/2" short					
28160	3/4"	1.12	1.38	1.25	0.52	---

2202P 304 115 202 3400 116A

WARNING: This product can expose you to chemicals, including lead, which are known to the State of California to cause cancer and birth defects or other reproductive harm. For more information, visit www.P65Warnings.ca.gov

PIPE
BRASS FITTINGS

FORGED 90° STREET ELBOW

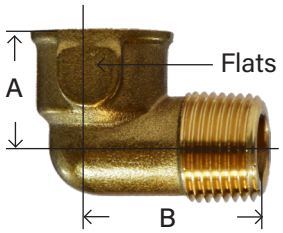

116F

PART #	THREAD SIZE NPTF	A	B	WRENCH FLATS	APPROX. WT. LBS.	LIST PRICE
28165	1/8″	0.37	0.85	0.62	0.06	---
28166	1/4″	0.50	0.86	0.72	0.08	---
28167	3/8″	0.70	1.00	0.88	0.10	---
28168	1/2″	0.96	1.43	1.00	0.20	---
28169	3/4″	0.90	1.40	1.25	0.25	---

5E8 1202P 116AF 116B

FORGED REDUCING 90° STREET ELBOW

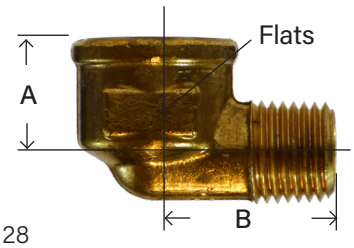

128

*Barstock

PART #	THREAD SIZE NPTF FXM	A	B	WRENCH FLATS	APPROX. WT. LBS.	LIST PRICE
28259*	1/8" x 1/16"					---
28260	1/8″ x 1/4″	0.50	0.87	0.71	0.08	---
28261B*	1/4″ x 1/8″	0.53	0.72	0.69	0.07	---
28261	1/4″ x 1/8″	0.50	0.81	0.72	0.06	---
28262	1/4″ x 3/8″	0.93	1.06	0.59	0.12	---
28263	3/8″ x 1/4″	0.58	0.94	0.81	0.07	---
28264	3/8″ x 1/2″	0.97	1.36	1.00	0.28	---
28265	1/2″ x 3/8″	0.96	1.37	1.00	0.22	---
28265B*	1/2" x 3/8"	1.03	1.11	1.00	0.24	---

PIPE SWIVEL 90° STREET ELBOW

▪ Burst Pressure 1,200 PSI ▪ Working Pressure 300 PSI



PART #	MIP XFIP THREAD SIZE NPTF	A	B	HEX	APPROX. WT. LBS.	LIST PRICE
28430	1/4″	1.18	1.25	.625	0.22	---

HEX BUSHING

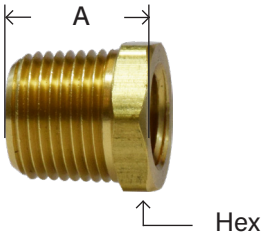

110

SAE# 130140

PART #	THREAD SIZE NPTF MXF	A	HEX	APPROX. WT. LBS.	LIST PRICE
28101	1/8" x 1/16"				
28102L	1/4″ x 1/8″	0.62	0.56	0.02	---
28102	1/4″ x 1/8″	0.75	0.56	0.04	---
28103	3/8″ x 1/8″	0.75	0.68	0.05	---
28104L	3/8″ x 1/4″	0.69	0.68	0.03	---
28104	3/8″ x 1/4″	0.75	0.75	0.05	---
28105L	1/2″ x 1/8″	0.81	0.81	0.08	---
28105	1/2″ x 1/8″	1.00	0.87	0.10	---
28106L	1/2″ x 1/4″	0.81	0.81	0.08	---
28106	1/2″ x 1/4″	1.00	0.87	0.11	---
28107L	1/2″ x 3/8″	0.81	0.81	0.05	---
28107	1/2″ x 3/8″	1.00	0.87	0.10	---
28108L	3/4" x 1/8"				
28108	3/4″ x 1/8″	0.94	1.06	0.20	---
28109L	3/4″ x 1/4″	0.94	1.06	0.18	---
28109	3/4" x 1/4"				
28110L	3/4″ x 3/8″	0.94	1.06	0.15	---
28110	3/4" x 3/8"				
28111L	3/4″ x 1/2″	0.94	1.06	0.11	---
28111	3/4″ x 1/2″	1.00	1.12	0.14	---
28091	1" x 1/8"	1.15	1.37	0.29	---
28112	1″ x 1/4″	1.15	1.37	0.32	---
28113	1″ x 3/8″	1.12	1.37	0.30	---
28114	1″ x 1/2″	1.31	1.44	0.29	---
28115	1″ x 3/4″	1.31	1.37	0.20	---

373 3220 209P 110A 110B

WARNING: This product can expose you to chemicals, including lead, which are known to the State of California to cause cancer and birth defects or other reproductive harm. For more information, visit www.P65Warnings.ca.gov

FACE BUSHING



110F

PART #	THREAD SIZE NPTF MXF	A	APPROX. WT. LBS.	LIST PRICE
28121	1/4" x 1/8"	0.45	0.01	---
28122	3/8" x 1/8"	0.50	0.03	---
28116	3/8" x 1/4"	0.50	0.02	---
28090	1/2" x 1/8"	0.56	0.06	---
28128	1/2" x 1/4"	0.56	0.05	---
28117	1/2" x 3/8"	0.56	0.03	---
28129	3/4" x 1/4"	0.62	0.11	---
28130	3/4" x 3/8"	0.62	0.08	---
28118	3/4" x 1/2"	0.64	0.03	---
28120	1" x 1/2"	0.75	0.11	---
28119	1" x 3/4"	0.77	0.10	---

SQUARE HEAD PLUG

1/8 - 1/2 Solid

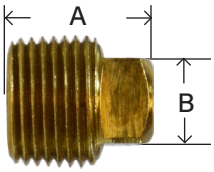

109

** Cored

PART #	THREAD SIZE NPTF	A	B	APPROX. WT. LBS.	LIST PRICE
28084	1/8"	0.58	0.27	0.02	---
28085	1/4"	0.80	0.37	0.03	---
28086	3/8"	0.80	0.43	0.06	---
28087	1/2"	1.07	0.55	0.13	---
28088**	3/4"	1.09	0.61	0.20	---
28089**	1"	1.24	0.81	0.35	---

3151 211P 109A 109B

COUNTERSUNK HEX PLUG

3/4" taper thread

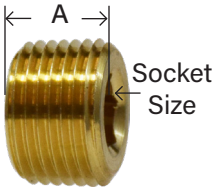

109AL

PART #	THREAD SIZE NPTF	A	SOCKET SIZE	APPROX. WT. LBS.	LIST PRICE
28092	1/16"	0.30	0.12	0.01	---
28093	1/8"	0.30	0.18	0.01	---
28094	1/4"	0.45	0.26	0.02	---
28095	3/8"	0.45	0.31	0.03	---
28096	1/2"	0.61	0.39	0.05	---
28097	3/4"	0.62	0.56	0.10	---

3153 219P 109CS 118

SLOTTED-HEAD PLUG



117

PART #	THREAD SIZE NPTF	A	APPROX. WT. LBS.	LIST PRICE
28174	1/8"	0.31	0.01	---
28175	1/4"	0.42	0.02	---
28176	3/8"	0.45	0.05	---

220P 3150 117A 117B

CORED HEX PLUGS



121

PART #	THREAD SIZE NPTF	A	HEX	APPROX. WT. LBS.	LIST PRICE
28200	1/16"	0.48	0.38	0.01	---
28201	1/8"	0.55	0.43	0.01	---
28202	1/4"	0.62	0.56	0.02	---
28203	3/8"	0.72	0.68	0.06	---
28204	1/2"	0.81	0.87	0.09	---
28205	3/4"	0.94	1.06	0.16	---
28206	1"	1.16	1.37	0.28	---

218P 3152 121A 103 121B PPH 218P

WARNING: This product can expose you to chemicals, including lead, which are known to the State of California to cause cancer and birth defects or other reproductive harm. For more information, visit www.P65Warnings.ca.gov

PIPE
BRASS FITTINGS

SOLID HEX HEAD PLUGS



121S

PART #	THREAD SIZE NPTF	A	HEX	APPROX. WT. LBS.	LIST PRICE
28201S	1/8′	0.55	0.43	0.02	---
28202S	1/4″	0.75	0.56	0.05	---
28203S	3/8″	0.66	0.68	0.07	---
28204S	1/2″	0.81	0.87	0.12	---
28205S	3/4″	0.92	1.06	0.24	---
28206S	1″	1.00	1.31	0.38	---

121AS

LOCKNUT

- Jam Nuts
- Straight pipe thread

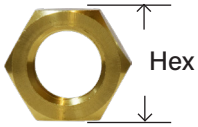

111

PART #	THREAD SIZE NPSL	HEX	THICKNESS	APPROX. WT. LBS.	LIST PRICE
28123	1/8″	0.68	0.19	0.02	---
28124	1/4″	0.87	0.25	0.04	---
28125	3/8″	1.00	0.31	0.04	---
28126	1/2″	1.125	0.	0.04	---
28127	3/4"	1.38	0.38	0.09	---

210P 21102 111A 111B

CLOSE NIPPLE



112

PART #	THREAD SIZE NPTF	A	APPROX. WT. LBS.	LIST PRICE
28131	1/8″	0.75	0.01	---
28132	1/4″	0.88	0.02	---
28133	3/8″	1.00	0.05	---
28134	1/2″	1.12	0.06	---
28135	3/4″	1.31	0.11	---
28496	1"			

165 215PN 3326 112A 112B

LONG NIPPLE



113

PART #	THREAD SIZE NPTF	A LENGTH	APPROX. WT. LBS.	LIST PRICE
28140	1/8″	1.50	0.03	---
28141	1/8″	2.00	0.04	---
28142	1/8″	2.50	0.06	---
28143	1/8″	3.00	0.06	---
28475	1/8"	3.50	0.07	---
28476	1/8"	4.00		
28144	1/4″	1.50	0.03	---
28145	1/4″	2.00	0.05	---
28146	1/4″	2.50	0.08	---
28147	1/4″	3.00	0.10	---
28481	1/4"	3.50	0.12	---
28482	1/4"	4.00		
28148	3/8″	1.50	0.06	---
28149	3/8″	2.00	0.10	---
28150	3/8″	2.50	0.10	---
28151	3/8″	3.00	0.13	---
28487	3/8"	3.50	0.17	---
28488	3/8"	4.00		
28152	1/2″	1.50	0.08	---
28153	1/2″	2.00	0.12	---
28154	1/2″	2.50	0.16	---
28155	1/2″	3.00	0.20	---
28493	1/2"	3.50	0.24	---
28136	3/4"	1.50	0.12	---
28497	3/4"	2.00	0.18	---
28498	3/4"	2.50	0.23	---
28499	3/4"	3.00	0.28	---

113B 113A 166 3327, 3328, 3329, 3330 3331 215PNL

- NOTE: For longer lengths and larger diameters, see our red brass nipples section.



WARNING: This product can expose you to chemicals, including lead, which are known to the State of California to cause cancer and birth defects or other reproductive harm. For more information, visit www.P65Warnings.ca.gov

HEX NIPPLE



122

SAE# 130137

PART #	THREAD SIZE NPTF	A	HEX	APPROX. WT. LBS.	LIST PRICE
28210	1/16"	0.97	0.38	0.02	---
28211L	1/8"	0.91	0.43	0.02	---
28211	1/8"	0.97	0.43	0.03	---
28212L	1/4"	1.12	0.56	0.04	---
28212	1/4"	1.38	0.56	0.06	---
28213L	3/8"	1.25	0.68	0.07	---
28213	3/8"	1.41	0.68	0.07	---
28214L	1/2"	1.50	0.87	0.11	---
28214	1/2"	1.81	0.87	0.17	---
28215L	3/4"	1.55	1.07	0.17	---
28215	3/4"	1.96	1.13	0.23	---
28216L	1"	1.75	1.39	0.22	---
28216	1"	2.30	1.37	0.43	---

216P 3325 379 122AH 122B

REDUCING HEX NIPPLE



123

SAE# 130137

PART #	THREAD SIZE NPTF	A	HEX	APPROX. WT. LBS.	LIST PRICE
28218	1/8" x 1/16"	1.00	0.56	0.05	---
28220L	1/4" x 1/8"	1.00	0.56	0.04	---
28220	1/4" x 1/8"	1.19	0.56	0.04	---
28221L	3/8" x 1/8"	1.11	0.68	0.06	---
28221	3/8" x 1/8"	1.22	0.68	0.07	---
28222L	3/8" x 1/4"	1.19	0.68	0.06	---
28222	3/8" x 1/4"	1.41	0.68	0.07	---
28223L	1/2" x 1/4"	1.34	0.87	0.09	---
28223	1/2" x 1/4"	1.62	0.87	0.12	---
28224L	1/2" x 3/8"	1.41	0.87	0.11	---
28224	1/2" x 3/8"	1.62	0.87	0.12	---
28225L	3/4" x 1/2"	1.81	1.06	0.19	---
28225	3/4" x 1/2"	1.50	1.06	0.15	---
28226	1" x 1/2"				
28227	1" x 3/4"	2.31	1.38	0.38	---

216P 3325 379 122AH 122B

45° STREET ELBOW

SAE# 130339

124

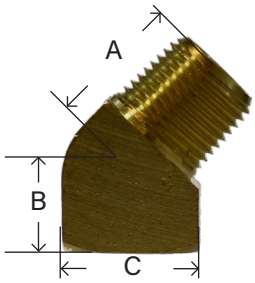

PART #	THREAD SIZE NPTF	B	A	C	APPROX. WT. LBS.	LIST PRICE
28230	1/8"	0.38	0.50	0.56	0.03	---
28231	1/4"	0.56	0.72	0.68	0.09	---
28232	3/8"	0.56	0.78	0.81	0.12	---
28233	1/2"	0.75	1.00	1.00	0.20	---
28234	3/4"	0.75	1.06	1.25	0.34	---

306 3350 2214P 224

45° FORGED STREET ELBOW

124F

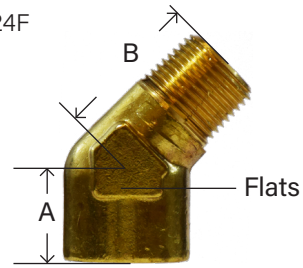

PART #	THREAD SIZE NPTF	A	B	WRENCH FLATS	APPROX. WT. LBS.	LIST PRICE
28238	1/8"	0.63	0.81	0.56	0.05	---
28239	1/4"	0.63	1.06	0.81	0.11	---
28240	3/8"	0.72	1.06	0.93	0.17	---

45E8 124B

WARNING: This product can expose you to chemicals, including lead, which are known to the State of California to cause cancer and birth defects or other reproductive harm. For more information, visit www.P65Warnings.ca.gov

PIPE
BRASS FITTINGS

STREET TEE/ SERVICE TEE/ MALE RUN TEE



127

SAE# 130424

PART #	THREAD SIZE NPTF	A	B	C	APPROX. WT. LBS.	LIST PRICE
28245	1/8″	0.55	0.66	0.56	0.08	---
28246	1/4″	0.78	0.91	0.68	0.17	---
28247	3/8″	0.84	0.97	0.81	0.22	---
28248	1/2″	1.09	1.25	1.00	0.40	---
28249	3/4″	1.16	1.39	1.25	0.60	---

225 2225P 3750 326 225 127A

FORGED STREET TEE

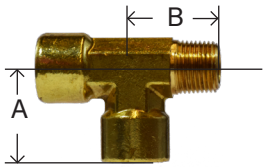

127F

PART #	THREAD SIZE NPTF	A	B	BODY WIDTH	APPROX. WT. LBS.	LIST PRICE
28253	1/8″	0.56	0.75	0.50	0.05	---
28254	1/4″	1.03	1.00	0.46	0.13	---
28255	3/8″	1.19	1.09	0.68	0.24	---
28256	1/2″	1.52	1.40	0.88	0.45	---

107 T8 127B

WARNING: This product can expose you to chemicals, including lead, which are known to the State of California to cause cancer and birth defects or other reproductive harm. For more information, visit www.P65Warnings.ca.gov

EXTENDER ADAPTER



120

SAE# 130139

PART #	THREAD SIZE NPTF FXM	A	HEX	APPROX. WT. LBS.	LIST PRICE
28241	1/8" x 10-32"				
28190L	1/8" x 1/8"	0.83	0.50	0.03	---
28190	1/8" x 1/8"	0.88	0.56	0.04	---
28170	1/8" x 1/4"				
28191L	1/4" x 1/8"	0.94	0.62	0.04	---
28191	1/4" x 1/8"	1.06	0.75	0.07	---
28192L	1/4" x 1/4"	1.00	0.62	0.04	---
28192	1/4" x 1/4"	1.25	0.75	0.07	---
28198	3/8" x 1/8"	1.00	0.81	0.06	---
28193L	3/8" x 1/4"	1.12	0.81	0.08	---
28193	3/8" x 1/4"	1.25	0.87	0.09	---
28194L	3/8" x 3/8"	1.24	0.81	0.10	---
28194	3/8" x 3/8"	1.25	0.87	0.11	---
28197	1/2" x 1/8"	1.09	0.94	0.07	---
28199	1/2" x 1/4"	1.46	1.06	0.08	---
28199L	1/2" x 1/4"				
28195L	1/2" x 3/8"	1.19	0.93	0.09	---
28195	1/2" x 3/8"	1.47	1.06	0.18	---
28196L	1/2" x 1/2"	1.25	0.94	0.10	---
28196	1/2" x 1/2"	1.66	1.06	0.12	---
28207	3/4" x 3/8"	1.59	1.25	0.26	---
28207L	3/4" x 3/8"				
28208	3/4" x 1/2"	1.69	1.37	0.14	---
28208L	3/4" x 1/2"	1.22	1.25	0.13	---
28209	3/4" x 3/4"	1.69	1.37	0.34	---
28228	1" x 1/2"				
28229	1" x 3/4"				

375 222P 3200 R1 120AH 120B

PIPE SWIVEL ADAPTER

*300 PSI all sizes



PART #	THREAD SIZE NPTF FXM	A	HEX 1	HEX 2	APPROX. WT. LBS.	LIST PRICE
28424	1/8"	1.10	0.43	0.50	0.05	---
28425	1/4"	1.34	0.56	0.62	0.06	---
28426	3/8"	1.36	0.68	0.75	0.08	---
28427	1/2"	1.87	0.87	0.95	0.10	---

HEAVY ADAPTER BREAKAWAY



PART #	THREAD SIZE NPTF	LIST
120AH-BB-BW	1/4"	
120AH-CC-BW	3/8"	

5E8 1202P 116AF 116B

WARNING: This product can expose you to chemicals, including lead, which are known to the State of California to cause cancer and birth defects or other reproductive harm. For more information, visit www.P65Warnings.ca.gov

PIPE
BRASS FITTINGS

FORGED 90° MALE ELBOW

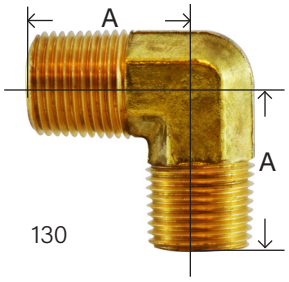

PART #	THREAD SIZE NPTF	A	BODY WIDTH	APPROX. WT. LBS.	LIST PRICE
28266	1/8″	0.79	0.38	0.04	---
28267	1/4″	0.87	0.45	0.06	---
28268	3/8″	1.06	0.59	0.12	---
28269	1/2″	1.38	0.78	0.21	---

LE5 3455 116AMF

BARSTOCK 90° MALE ELBOW



PART #	THREAD SIZE NPTF	A	BODY WIDTH	APPROX. WT. LBS.	LIST PRICE
28266B	1/8"	0.69	0.56	0.08	---
28267B	1/4"	0.95	0.59	0.09	---
28268B	3/8"	1.01	0.71	0.15	---
28269B	1/2"	1.40	1.00	0.38	---
28270B	3/4"	1.50	1.25	0.55	---
28276B	1/2" x 3/8"	1.12	1.00	0.35	---

FORGED 90° MALE REDUCING ELBOW



PART #	THREAD SIZE NPTF	A	B	BODY WIDTH	APPROX. WT. LBS.	LIST PRICE
28274	1/4″x 1/8″	0.88	0.78	0.47	0.06	---
28275	3/8″ x 1/4″	0.90	0.90	0.46	0.06	---
28276	1/2″ x 3/8″	1.12	1.00	0.59	0.12	---

MALE BRANCH TEE

SAE# 130425

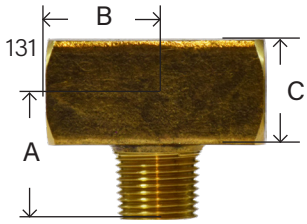

PART #	THREAD SIZE NPTF	A	B	C	APPROX. WT. LBS.	LIST PRICE
28281	1/8″	0.66	0.55	0.56	0.08	---
28282	1/4″	0.91	0.78	0.68	0.15	---
28283	3/8″	0.97	0.84	0.81	0.22	---
28284	1/2″	1.25	1.09	1.00	0.40	---
28285	3/4″	1.38	1.16	1.25	0.62	---

T9 X106 23601 3600 2224P 226 329 128

FORGED MALE BRANCH TEE



PART #	THREAD SIZE NPTF	A	B	BODY WIDTH	APPROX. WT. LBS.	LIST PRICE
28281F	1/8″	0.75	0.56	0.50	0.06	---
28282F	1/4″	1.00	1.03	0.46	0.12	---

T9

WARNING: This product can expose you to chemicals, including lead, which are known to the State of California to cause cancer and birth defects or other reproductive harm. For more information, visit www.P65Warnings.ca.gov

PIPE
BRASS FITTINGS

FORGED ALL MALE TEE

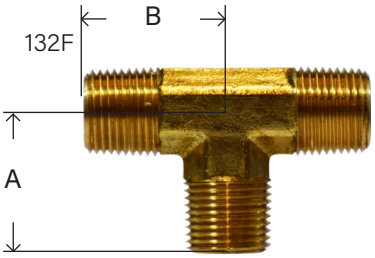

PART #	THREAD SIZE NPTF	A	B	BODY WIDTH	APPROX. WT. LBS.	LIST PRICE
28290	1/8″	0.75	0.75	0.43	0.06	---
28291	1/4″	0.86	0.86	0.43	0.08	---
28292	3/8″	1.09	1.09	0.60	0.16	---
28293	1/2″	1.22	1.22	0.68	0.22	---
28294	3/4″	1.43	1.43	0.87	0.38	---

T12 M101

LONG STREET ELLS

D.O.T. Approved

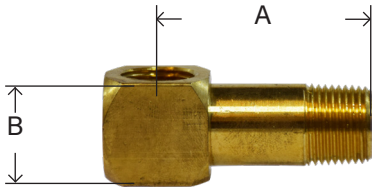

PART #	THREAD SIZE NPTF	A	B	APPROX. WT. LBS.	LIST PRICE
28440	1/8″	1-3/16″	0.50	0.06	---
28441	1/8″	1-7/16″	0.50	0.06	---
28442	1/8″	1-11/16″	0.50	0.06	---
28443	1/8″	1-7/8″	0.50	0.16	---
28329	1/4″	1-7/16″	0.75	0.14	---
28330	1/4″	1-11/16″	0.75	0.15	---
28333	3/8″	1-3/4″	0.87	0.22	---

LONG EXTENSION ADAPTERS

D.O.T. Approved



PART #	THREAD SIZE NPTF	A	HEX	APPROX. WT. LBS.	LIST PRICE
28335	1/8″	1-1/4″	0.50	0.04	---
28336	1/8″	1-3/4″	0.50	0.05	---
28337	1/8″	3″	0.50	0.09	---
28338	1/4″	1-9/16″	0.62	0.07	---
28339	1/4″	1-13/16″	0.62	0.08	---
28340	1/4″	2-1/16″	0.62	0.10	---

PIPE WYE FIP x MIP



28-295



28-296

PART #	THREAD SIZE NPT	A	APPROX. WT. LBS.	LIST PRICE
28295	1/4"	1.56	.15	---
28296	1/4 N/P	1.4	.12	---

PIPE WYE FIP x FIP - NICKEL PLATED



PART #	THREAD SIZE NPT	A	APPROX. WT. LBS.	LIST PRICE
28298	1/4	1.4	.12	---

WARNING: This product can expose you to chemicals, including lead, which are known to the State of California to cause cancer and birth defects or other reproductive harm. For more information, visit www.P65Warnings.ca.gov

BULKHEAD FITTINGS

BRASS FITTINGS

BULKHEAD / ANCHOR / FRAME COUPLINGS

FEMALE PIPE X FEMALE PIPE

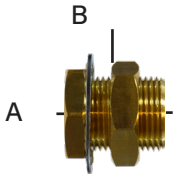

Part #	Female Pipe	Male Straight	Hole Size	Length (in.)	List Price
28299	1/8	5/8-18 UNS	5/8	0.96	---
28300	1/8	5/8-18 UNS	5/8	1-1/2	---
28301	1/4	3/4-16 UNS	3/4	15/16	---
28302	1/4	3/4-16 UNS	3/4	1-1/2	---
28315*	1/4	3/4-16 UNS	3/4	1-1/2	---
28303	3/8	1-14 UNS	1	1-5/16	---
28304	1/2	1-1/8-14 UNS	1-1/8	1-1/2	---
28305	1/2				
28311	3/4	1-5/16-12	1-5/16	1-1/2	---
28316**	1	1-5/8-14	1-5/8	1.68	---

* Same as 28302 except with a larger mounting nut. **Without washer

FEMALE PIPE X MALE PIPE



Part #	A	B	C		
28317	1/4-18 NPTF	1-14 UNS	1/2-14 NPTF	2-1/8	---
28318	3/8-18 NPTF	1-14 UNS	1/2-14 NPTF	1-11/16	---
28319	3/8-18 NPTF	1-14 UNS	1/2-14 NPTF	1-29/32	---
28324	3/8-18 NPTF	1-14 UNS	1/2-14 NPTF	2-1/8	---

FEMALE PIPE X MALE PIPE



Part #	A	B	C		
28313	1/4-18 NPTF	1-14 UNS	1/2-14 NPTF	2-7/8	---

FEMALE PIPE X MALE PIPE

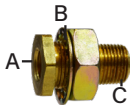

Part #	A	B	C		
28346	3/8-18 NPTF	1-14 UNS	1/2-14 NPTF	1-7/8	---
28347	1/2-14 NPTF	1-14 UNS	1/2-14 NPTF	2-3/8	---

TUBE X FEMALE PIPE



28321	1/2-O.D. Tube	7/8-20 UNCF	3/8-18 NPTF	1-5/16	---
28322	3/8-O.D. Tube	7/8-20 UNCF	3/8-18 NPTF	1-3/8	---

FEMALE PIPE X CLAMPING STUD ELBOW



28331	1/4-18 NPTF	7/8-20 UNEF	3/8-18 NPTF	1-7/8	---
28348	3/8-18 NPTF	7/8-20 UNEF	3/8-18 NPTF	2-5/16	---

BRASS MARINE BULKHEAD



46540	5/16 Hose ID	----	----	2.37	---
46541	3/8 Hose ID	----	----	2.37	---

CROSSOVER NUMBERS

28-300	207x2	129A-A	50004	55207								1495B-A	ACBH207-2	207ACBH-2					
28-301	207X4	129AS-B		55611		S611	114-44	1345	382-44S	392C-94			ACBHS207-4						
28-302	207X4	129A-B	50005	55661			114B-44	1344	382-44L		035081		ACBH207-4	207ACBH-4			11306		90648
28-303	207X6	129A-C	50006	55607		S661/S607	114-66	1346	382-66		035087		ACBH207-6	207ACBH-6			11307	17709	
28-304	207X8	129A-D	50007	55807		S807	114-88	1351					ACBH207-8	207ACBH-8					
28-317				55615		S615	117-84												
28-318				55620		S620			381-86S						11304				
28-319			50001				115-86				035079	1496-DC							
28-313			50010	55600		S664	115-88	1342	380-84	5730	035021				11300	55X6			
28-346			50013	55613		S613													
28-347			50012	55629		S629					035039								
28-321					391-86/1347	S608													
28-322					391-66	S609													
28-348				55616															

WARNING: This product can expose you to chemicals, including lead, which are known to the State of California to cause cancer and birth defects or other reproductive harm. For more information, visit www.P65Warnings.ca.gov

BULKHEAD FITTINGS
BRASS FITTINGS

STEEL BULKHEAD FITTINGS

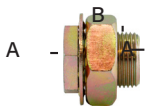

Part #	A	B	C	Length (in.)	List
28306	1/4-18 NPTF	3/4 - 16 UNS		0.94	---
28307	1/4-18 NPTF	3/4 - 16 UNS		1.50	---
28308	3/8-18 NPTF	1 - 14 UNS		1.31	---

FEMALE PIPE X MALE PIPE



28309	1/4-18 NPTF	3/4 - 16 UNS	1/2-14 NPTF	2.16	---
28310	1/4-18 NPTF	3/4 - 16 UNS	1/2-14 NPTF	2.53	---



28345	1/4-18 NPTF	3/4 - 16 UNS	1/2-14 NPTF	2-5/32	---

FEMALE PIPE X MALE PIPE



28325	1/4-18 NPTF	3/4 - 16 UNS	1/2-14 NPTF	1-11/16	---



28312	1/4-18 NPTF	1-14 UNS	1/2-14 NPTF	2.94	---
28320	1/4-18 NPTF	1-14 UNS	1/2-14 NPTF	3-15/16	---

STAINLESS STEEL BULKHEAD FITTINGS

- Temperature range: -20F°- 360F°
- Working pressure: 1450 - 2175PSI
- Washers are PA6 Nylon

BULKHEAD FITTINGS - STAINLESS STEEL 316L NPT (1/8-1/2")



PART #	SIZE	HOLE SIZE	HEX	LENGTH	LIST PRICE
28300SS	1/8"	0.701	0.866	0.748	---
28301SS	1/4"	0.858	1.063	0.748	---
28303SS	3/8"	1.055	1.260	1.102	---
28304SS	1/2"	1.173	1.417	1.378	---

WARNING: This product can expose you to chemicals, including lead, which are known to the State of California to cause cancer and birth defects or other reproductive harm. For more information, visit www.P65Warnings.ca.gov

HOSE BARB FITTINGS



▪ **Temperature and Working Pressure Ranges**
From -40^{0}F to + 160^{0}F at 150 PSI maximum.

▪ **Tolerance**
+/- .02 on all dimensions. Dimension Data can change without notice. Please call us when dimensions are critical.

Note: These fittings are intended for use with hose clamp, similar type clamp or a crimped ferrule.

▪ **Assembly Instructions**
1- Cut hose cleanly and squarely to length.
2- Slide clamp on hose.
3- Lubricate hose. Push hose on fitting until hose bottoms against stop ring or hex.
4- Position hose clamp as shown below and secure with a screwdriver or wrench. Maintain "A" dimension noted below for proper clamp positioning.

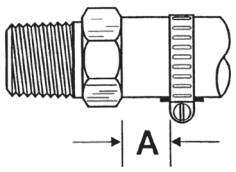

Hose Size	A
3/16"	1/4"
1/4"	1/4"
5/16"	1/4"
3/8"	1/8"
1/2"	1/8"
5/8"	1/8"
3/4"	1/8"

Actual Profile of Hose Barbs

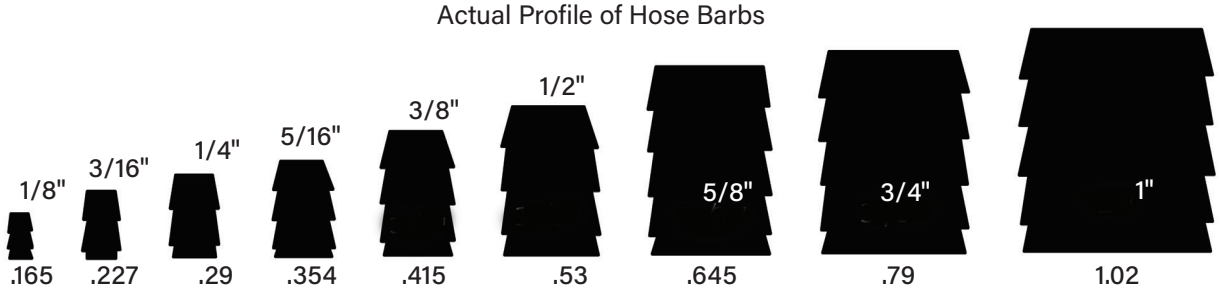

WARNING: This product can expose you to chemicals, including lead, which are known to the State of California to cause cancer and birth defects or other reproductive harm. For more information, visit www.P65Warnings.ca.gov

HOSE BARB
BRASS FITTINGS

RIGID MALE ADAPTER

- These are not Lead Free

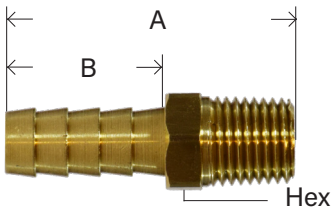

29
129

PART #	HOSE I.D. X MALE NPTF	A	B	HEX	APPROX. WT. LBS.	LIST PRICE
32950	1/16" x 10/32"	0.90	0.45	0.38	0.01	---
32951	1/16" x 1/16"	0.91	0.48	0.38	0.01	---
32912	1/8" x 10/32"	0.92	0.48	0.38	0.01	---
32300	1/8" x 1/16"	0.93	0.48	0.38	0.01	---
32001	1/8" x 1/8"	1.19	0.69	0.43	0.02	---
32027	1/8" x 1/4"	1.16	0.46	0.56	0.02	---
32002	3/16" x 1/8"	1.19	0.75	0.43	0.02	---
32003	3/16" x 1/4"	1.37	0.69	0.56	0.04	---
32953	3/16" x 3/8"	1.44	0.69	0.68	0.04	---
32301	1/4" x 1/16"	1.44	0.88	0.43	0.02	---
32004	1/4" x 1/8"	1.47	0.97	0.43	0.02	---
32005	1/4" x 1/4"	1.72	0.97	0.56	0.04	---
32006	1/4" x 3/8"	1.72	0.97	0.68	0.05	---
32007	1/4" x 1/2"	1.72	0.81	0.87	0.10	---
32954	1/4" x 3/4"	1.86	0.96	1.06	0.15	---
32008	5/16" x 1/8"	1.47	0.97	0.43	0.02	---
32009	5/16" x 1/4"	1.72	0.97	0.56	0.04	---
32010	5/16" x 3/8"	1.76	0.97	0.68	0.06	---
32390	5/16" x 1/2"					
32011	3/8" x 1/8"	1.53	0.97	0.56	0.03	---
32012	3/8" x 1/4"	1.75	0.97	0.56	0.05	---
32013	3/8" x 3/8"	1.72	0.96	0.68	0.06	---
32014	3/8" x 1/2"	1.87	0.97	0.87	0.09	---
32026	3/8" x 3/4"	1.97	0.97	1.06	0.16	---
32956	7/16" x 1/4"	1.75	0.97	0.56	0.05	---
32957	7/16" x 3/8"	1.73	0.97	0.70	0.07	---
32958	7/16" x 1/2"	1.87	0.97	0.88	0.10	---
32302	1/2" x 1/8"	1.57	0.95	0.56	0.06	---
32015	1/2" x 1/4"	1.72	0.97	0.56	0.04	---
32016	1/2" x 3/8"	1.76	0.97	0.68	0.07	---
32017	1/2" x 1/2"	1.87	0.96	0.87	0.11	---
32018	1/2" x 3/4"	1.94	0.97	1.06	0.16	---
32303	1/2" x 1"	2.31	0.99	1.37	0.33	---
32304	5/8" x 1/4"	1.67	0.92	0.68	0.06	---
32019	5/8" x 3/8"	1.76	0.97	0.68	0.08	---
32020	5/8" x 1/2"	1.87	0.96	0.87	0.11	---
32021	5/8" x 3/4"	1.87	0.96	1.06	0.14	---
32305	5/8" x 1"	2.31	0.96	1.37	0.36	---
32915	3/4" x 1/4"	1.64	0.87	0.81	0.11	---
32306	3/4" x 3/8"	1.65	0.87	0.81	0.12	---
32022	3/4" x 1/2"	1.87	0.96	0.87	0.14	---
32023	3/4" x 3/4"	1.87	0.96	1.06	0.15	---
32316	3/4" x 1"	2.55	1.15	1.37	0.38	---
32918	7/8" x 3/4"					
32959	1" x 3/8"					
32307	1" x 1/2"	1.80	0.87	1.06	0.18	---
32024	1" x 3/4"	2.19	1.19	1.06	0.32	---
32025	1" x 1"	2.48	1.19	1.37	0.39	---
32919	1" x 1-1/4"					
32029	1-1/4" x 3/4"	2.37	1.19	1.37	0.35	---
32028	1-1/4" x 1"	2.55	1.19	1.37	0.46	---

WARNING: This product can expose you to chemicals, including lead, which are known to the State of California to cause cancer and birth defects or other reproductive harm. For more information, visit www.P65Warnings.ca.gov

HOSE BARB
BRASS FITTINGS

BRASS RIGID MALE BSPT BARB ADAPTER



29SWV
29MS

PART #	HOSE I.D. X MALE BSPT	LIST PRICE
32450	1/4" x 1/8"	---
32451	1/4" x 1/4"	---
32452	3/8" x 1/4"	---
32453	3/8" x 3/8"	---
32454	3/8" x 1/2"	---
32455	1/2" x 3/8"	---
32456	1/2" x 1/2"	---
32457	3/4" x 3/4"	---
32458	1" x 1"	---

SWIVEL MALE ADAPTER



Rotation 360°
NBR O-Ring



PART #	HOSE I.D. X MALE NPTF	A	B	HEX	APPROX. WT. LBS.	LIST PRICE
32329	3/16" x 1/8"	2.00	0.78	0.56	0.06	---
32331	3/16" x 1/4"	1.95	0.78	0.56	0.06	---
32332	1/4" x 1/8"	2.19	0.97	0.56	0.06	---
32349	1/4" x 1/4"	2.12	0.97	0.56	0.06	---
32351	3/8" x 1/8"	2.12	0.97	0.56	0.07	---
32201	3/8" x 1/4"	2.12	0.97	0.56	0.07	---
32360	3/8" x 3/8"	2.12	0.97	0.69	0.08	---
32355	1/2" x 3/8"	2.12	0.97	0.68	0.10	---
32356	1/2" x 1/2"	2.33	0.97	0.87	0.14	---
32357	3/4" x 3/4"	2.33	0.97	1.06	0.20	---
32386	1" x 1"	2.88	1.19	1.38	0.40	---

SMS 103

PART #	HOSE I.D. X MALE NPTF	A	B	HEX	APPROX. WT. LBS.	LIST PRICE
32200	1/4" x 1/4"	1.65	.89	0.56	0.04	---
32202	3/8" x 3/8"	1.75	1.00	0.68	0.08	---

MENDER/ SPLICER



29S
129S

PART #	HOSE I.D. X HOSE I.D.	A	B	O.D.	APPROX. WT. LBS.	LIST PRICE
32091	1/8"	0.98	0.45	0.31	0.01	---
32092	3/16"	1.62	0.77	0.36	0.02	---
32093	1/4"	2.00	0.96	0.37	0.02	---
32079	1/4" x 1/8"	1.50	0.97	0.37	0.02	---
32094	5/16"	2.00	0.96	0.39	0.02	---
32090	5/16" x 1/4"	2.00	0.97	0.50	0.03	---
32095	3/8"	2.00	0.97	0.51	0.04	---
32960	3/8 x 1/8	1.58	1.00	0.50	0.03	---
32961	3/8 x 3/16	1.75	1.00	0.50	0.03	---
32080	3/8" x 1/4"	2.06	0.97	0.56	0.03	---
32375	3/8" x 5/16"	2.00	0.97	0.50	0.03	---
32096	1/2"	2.00	0.96	0.62	0.06	---
32087	1/2" x 3/8"	2.06	0.97	0.71	0.06	---
32097	5/8"	2.05	0.96	0.75	0.08	---
32088	5/8" x 3/8"	2.06	0.97	0.75	0.06	---
32376	5/8" x 1/2"	2.06	0.97	0.75	0.07	---
32098	3/4"	2.50	1.15	0.87	0.10	---
32089	3/4" x 1/2"	2.28	1.19	0.87	0.10	---
32379	3/4" x 5/8"	2.02	0.96	0.87	0.10	---
32380	1" x 3/4"	2.58	1.19	1.12	0.18	---
32099	1"	3.00	1.44	1.12	0.23	---

MSB 122HBL HM 129 178 73 108

WARNING: This product can expose you to chemicals, including lead, which are known to the State of California to cause cancer and birth defects or other reproductive harm. For more information, visit www.P65Warnings.ca.gov

HOSE BARB
BRASS FITTINGS

RIGID FEMALE ADAPTER

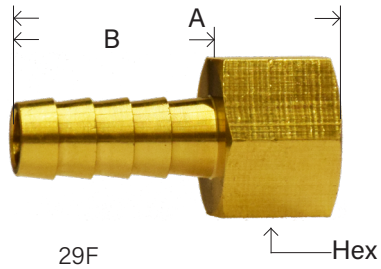

29F
129F

PART #	HOSE I.D. X FEMALE NPTF	A	B	HEX	APPROX. WT. LBS.	LIST PRICE
32050	1/8" x 1/8"	0.96	0.46	0.50	0.02	---
32317	1/8" x 1/4"	1.15	0.46	0.62	0.04	---
32051	3/16" x 1/8"	1.10	0.68	0.50	0.02	---
32062	3/16" x 1/4"	1.44	0.75	0.62	0.04	---
32052	1/4" x 1/8"	1.35	0.93	0.50	0.02	---
32053	1/4" x 1/4"	1.60	0.97	0.62	0.06	---
32054	1/4" x 3/8"	1.65	1.03	0.75	0.04	---
32441	1/4" x 1/2"	1.66	0.97	0.93	0.08	---
32055	5/16" x 1/8"	1.47	0.97	0.56	0.04	---
32056	5/16" x 1/4"	1.66	0.97	0.62	0.04	---
32318	5/16" x 3/8"	1.66	0.97	0.75	0.06	---
32320	5/16" x 1/2"	1.67	0.96	0.93	0.08	---
32057	3/8" x 1/8"	1.47	0.97	0.56	0.04	---
32058	3/8" x 1/4"	1.61	0.97	0.62	0.06	---
32059	3/8" x 3/8"	1.63	1.00	0.81	0.08	---
32063	3/8" x 1/2"	1.72	0.94	0.93	0.12	---
32442	3/8" x 3/4"	1.97	0.97	1.18	0.20	---
32449	1/2" x 1/8"	1.51	0.98	0.56	0.06	---
32064	1/2" x 1/4"	1.66	0.96	0.62	0.08	---
32060	1/2" x 3/8"	1.66	0.97	0.75	0.08	---
32061	1/2" x 1/2"	1.76	0.96	0.93	0.12	---
32443	1/2" x 3/4"	1.97	0.97	1.18	0.26	---
32444	5/8" x 3/8"	1.66	0.97	0.75	0.08	---
32445	5/8" x 1/2"	1.66	0.97	0.93	0.10	---
32446	5/8" x 3/4"	1.97	0.97	1.18	0.21	---
32447	3/4" x 1/2"	1.88	1.19	0.93	0.13	---
32065	3/4" x 3/4"	2.19	1.21	1.18	0.22	---
32049	1" x 3/4"	2.19	1.19	1.18	0.26	---
32321	1" x 1"	2.32	1.19	1.44	0.35	---
32448	1-1/4" x 1"	2.32	1.19	1.43	0.44	---

209A 128 29A 29F 126HB 126 FPB 105B-2 KF-RS 104 144

SWIVEL FEMALE ADAPTER NPTF



PART #	HOSE I.D. X FEMALE NPTF	A	B	HEX	APPROX. WT. LBS.	LIST PRICE
32470	1/4" x 1/4"	1.80	0.97	0.62	0.06	---
32472	3/8" x 1/4"	1.80	0.97	0.62	0.06	---
32473	3/8" x 3/8"	1.82	0.97	0.75	0.09	---
32475	1/2" x 3/8"	1.82	0.97	0.75	0.09	---
32476	1/2" x 1/2"	1.86	0.97	0.93	0.14	---

HIGH VOLUME MALE SWIVEL

▪ 300 PSI ▪ Nitrile Buna (NBR) O-Ring



32-781

PART #	HOSE I.D. X MALE NPTF	A	B	HEX	APPROX. WT. LBS.	LIST PRICE
32781	3/8" x 1/4"	1.83	0.87	0.62	0.07	---

4065

WARNING: This product can expose you to chemicals, including lead, which are known to the State of California to cause cancer and birth defects or other reproductive harm. For more information, visit www.P65Warnings.ca.gov

HOSE BARB
BRASS FITTINGS

SWIVEL FEMALE ADAPTER - With Gasket

- NPSM Thread

National Pipe Straight Gasket Seal Swivel

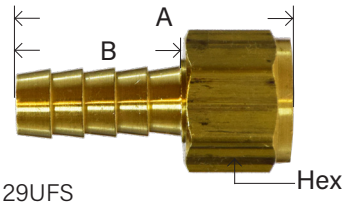

29UFS
129UFS

- Not recommend for water due to fiber gasket - for air service only.

PART #	HOSE I.D. X FEMALE NPSM	A	B	HEX	APPROX. WT. LBS.	LIST PRICE
32132	3/16" x 1/8"	1.19	0.75	0.50	0.03	---
32133	3/16" x 1/4"	1.28	0.75	0.62	0.04	---
32120	1/4" x 1/8"	1.41	0.97	0.50	0.02	---
32121	1/4" x 1/4"	1.50	0.97	0.62	0.02	---
32129	1/4" x 3/8"	1.63	0.97	0.75	0.04	---
32122	3/8" x 1/4"	1.54	1.00	0.62	0.06	---
32123	3/8" x 3/8"	1.60	0.97	0.75	0.06	---
32354	3/8" x 1/2"	1.66	0.97	0.93	0.10	---
32124	1/2" x 3/8"	1.60	0.97	0.75	0.08	---
32125	1/2" x 1/2"	1.66	0.97	0.93	0.12	---
32117	1/2" x 3/4"	1.82	1.19	1.18	0.16	---
32118	5/8" x 3/4"	1.82	1.19	1.18	0.18	---
32119	3/4" x 3/4"	1.82	1.19	1.18	0.14	---

130 126 29FSG KF-RN NPSM Gasket Seat

FORGED HOSE BARB 90° ELBOW

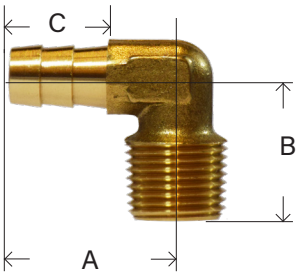

29E
129E



32-330
**Square Barstock Body

PART #	HOSE I.D. X MALE NPTF	A	B	C	BODY SIZE	APPROX. WT. LBS.	LIST PRICE
32308	3/16" x 1/8"	0.95	0.70	0.66	0.37	0.02	---
32391	3/16" x 1/4"	1.00	0.84	0.63	0.46	0.10	---
32038	1/4" x 1/8"	1.01	0.81	0.71	0.47	0.06	---
32039	1/4" x 1/4"	1.01	0.87	0.63	0.47	0.06	---
32309	1/4" x 3/8"	1.08	0.97	0.73	0.69	0.12	---
32036	5/16" x 1/8"	1.01	0.81	0.63	0.47	0.04	---
32040	5/16" x 1/4"	1.01	0.87	0.63	0.47	0.06	---
32310	5/16" x 3/8"	1.06	0.94	0.63	0.50	0.06	---
32046	3/8" x 1/8"	1.01	0.81	0.63	0.47	0.06	---
32041	3/8" x 1/4"	1.02	0.88	0.65	0.47	0.06	---
32042	3/8" x 3/8"	1.09	0.93	0.68	0.50	0.08	---
32047	3/8" x 1/2"	1.11	1.09	0.63	0.59	0.10	---
32048	1/2" x 1/4"	1.06	1.00	0.68	0.59	0.10	---
32043	1/2" x 3/8"	1.06	1.09	0.69	0.59	0.10	---
32311	1/2" x 1/2"	1.31	1.19	0.87	0.56	0.12	---
32044	5/8" x 3/8"	1.12	1.06	0.61	0.56	0.12	---
32045	5/8" x 1/2"	1.12	1.12	0.68	0.63	0.14	---
32312	5/8" x 3/4"	1.46	1.26	0.93	1.06	0.32	---
32313	3/4" x 1/2"	1.31	1.28	0.87	0.85	0.22	---
32314	3/4" x 3/4"	1.46	1.26	0.91	1.06	0.32	---
32330	3/4" x 1"	1.57	1.64	0.90	1.34	0.64	---
32315	1" x 3/4"	1.60	1.40	0.95	1.06	0.32	---
32319	1" x 1"	1.69	1.64	0.98	1.30	0.43	---

129 HBE1 KF-PS90 HE-1 29E 146

Dimension data can change without notice. Please check when dimensions are critical.

WARNING: This product can expose you to chemicals, including lead, which are known to the State of California to cause cancer and birth defects or other reproductive harm. For more information, visit www.P65Warnings.ca.gov

HOSE BARB
BRASS FITTINGS

BARSTOCK HOSE BARB 90° ELBOW

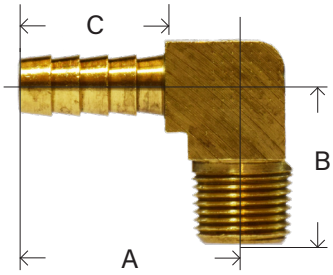

29EBS

PART #	HOSE I.D. X MALE NPTF	A	B	C	BODY SIZE	APPROX. WT. LBS.	LIST PRICE
32038B	1/4" X 1/8"	1.00	0.75	0.75	0.50	0.02	---
32039B	1/4" X 1/4"	1.02	0.91	0.74	0.56	0.04	---
32309B	1/4" X 3/8"	1.19	0.84	0.76	0.58	0.09	---
32040B	5/16" x 1/4"						
32041B	3/8" X 1/4"	1.32	0.89	0.97	0.58	0.08	---
32042B	3/8" X 3/8"	1.50	1.06	0.97	0.75	0.14	---
32047B	3/8" X 1/2"	1.52	1.25	0.97	0.90	0.26	---
32043B	1/2" X 3/8"	1.53	1.07	0.97	0.72	0.16	---
32311B	1/2" X 1/2"	1.53	1.25	0.97	0.90	0.26	---
32314B	3/4" X 3/4"	1.33	1.27	0.97	1.10	0.32	---

129HB

HOSE BARB TEES

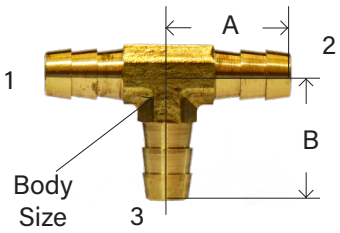



32128

29T
129T

PART #	HOSE BARB SIZE (1 & 2) X 3	A	B	BODY SIZE	APPROX. WT. LBS.	LIST PRICE
32367	1/8"	0.84	0.83	0.25	0.02	---
32368	3/16"	1.02	1.02	0.37	0.03	---
32365	1/4"	1.00	1.00	0.44	0.06	---
32350	(1/4") x 1/8"	0.94	0.94	0.44	0.04	---
32366	5/16"	1.00	1.00	0.44	0.06	---
32126	3/8"	1.01	1.01	0.43	0.06	---
32323	(3/8") x 1/4"					
32400	1/2"	1.02	1.00	0.43	0.08	---
32352	(1/2") x 3/8"	1.26	1.26	0.43	0.10	---
32361	5/8"	1.26	1.26	0.75	0.16	---
32363	3/4"	1.45	1.45	0.90	0.18	---
32353	(3/4") x 1/2"	1.41	1.41	0.88	0.23	---
32128	3/8" HB x 1/4" MIP	1.00	0.94	0.43	0.06	---

90° HOSE BARB ELBOW

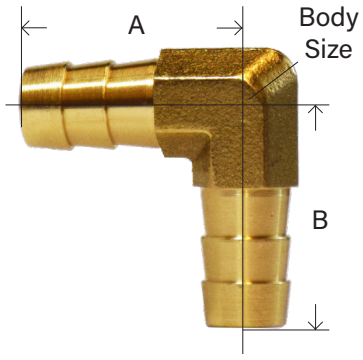

PART #	HOSE I.D. X HOSE I.D.	A	B	BODY SIZE	APPROX. WT. LBS.	LIST PRICE
32429	1/8" x 1/8"	0.55	0.55	0.37	0.03	---
32433	3/16" x 3/16"	0.90	0.90	0.37	0.03	---
32412	1/4" x 1/8"	1.02	1.02	0.44	0.04	---
32413	1/4" x 1/4"	1.01	1.01	0.44	0.04	---
32425	5/16" x 5/16"	1.15	1.15	0.48	0.05	---
32414	3/8" x 1/8"	1.01	1.01	0.44	0.04	---
32415	3/8" x 1/4"	1.00	1.00	0.44	0.04	---
32416	3/8" x 3/8"	1.02	1.02	0.44	0.04	---
32417	3/8" x 1/2"	1.24	1.10	0.50	0.06	---
32418	1/2" x 1/4"	1.24	1.08	0.50	0.06	---
32419	1/2" x 3/8"	1.22	1.09	0.50	0.06	---
32420	1/2" x 1/2"	1.24	1.24	0.50	0.06	---
32434	5/8" x 5/8"	1.20	1.20	0.75	0.16	---
32435	3/4" x 1/2"	1.41	1.41	0.88	0.21	---
32436	3/4" x 3/4"	1.41	1.41	0.88	0.21	---

WARNING: This product can expose you to chemicals, including lead, which are known to the State of California to cause cancer and birth defects or other reproductive harm. For more information, visit www.P65Warnings.ca.gov

HOSE BARB
BRASS FITTINGS

90° FEMALE HOSE BARB ELBOW

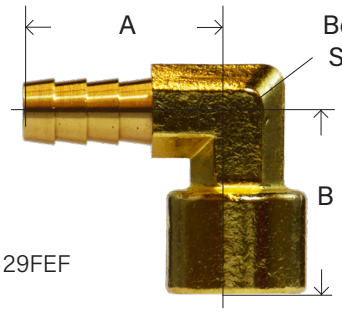

29FEF

PART #	HOSE I.D. X FEMALE NPTF	A	B	BODY SIZE	APPROX. WT. LBS.	LIST PRICE
32401	1/4″ x 1/8″	1.01	0.82	0.47	0.06	---
32402	1/4″ x 1/4″	1.13	0.91	0.56	0.10	---
32403	3/8″ x 1/8″	1.01	0.82	0.47	0.06	---
32404	3/8″ x 1/4″	1.15	0.91	0.56	0.10	---
32405	3/8″ x 3/8″	1.15	1.11	0.68	0.14	---
32406	3/8″ x 1/2″	1.26	1.39	0.75	0.20	---
32407	1/2″ x 1/4″	1.26	0.91	0.56	0.10	---
32410	1/2″ x 3/8″	1.24	1.11	0.68	0.14	---
32411	1/2″ x 1/2″	1.37	1.39	0.75	0.20	---
32409	3/4" x 3/4"	1.52	1.75	0.81	0.50	---

45° MALE HOSE BARB ELBOW

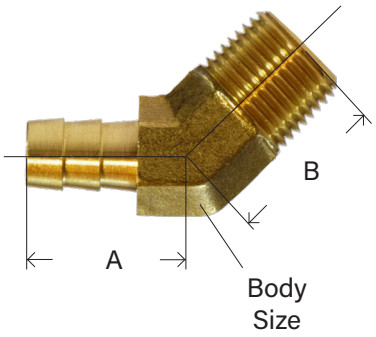

294S
1294S

PART #	HOSE I.D. X MALE NPTF	A	B	BODY SIZE	APPROX. WT. LBS.	LIST PRICE
32110	1/4″ x 1/8″	0.91	0.62	0.53	0.04	---
32109*	1/4″ x 1/4″	1.00	0.62	0.57	0.06	---
32108	5/16" x 1/8"					
32134	5/16" x 1/4"					
32111	3/8″ x 1/8″	0.83	0.66	0.53	0.04	---
32112	3/8″ x 1/4″	0.82	0.84	0.53	0.06	---
32113	3/8″ x 3/8″	0.93	0.87	0.59	0.08	---
32346	1/2″ x 1/4″	1.00	0.84	0.59	0.08	---
32114	1/2″ x 3/8″	1.00	0.88	0.59	0.08	---
32116	1/2" x 1/2"	1.15	0.94	0.59	0.12	---
32115	5/8″ x 3/8″	0.97	0.88	0.59	0.10	---
32345	3/4" x 1/2"	1.15	0.94	0.81	0.13	---

* Barstock

140 HE145 139HB KF-PS45 13945

HOSE BARB CROSS



PART #	HOSE ID	LIST PRICE
32608	1/4	---
32609	5/16	---
32610	3/8	---

WARNING: This product can expose you to chemicals, including lead, which are known to the State of California to cause cancer and birth defects or other reproductive harm. For more information, visit www.P65Warnings.ca.gov

HOSE BARB
BRASS FITTINGS

BALL END SWIVEL
NPSM - Ball seat type

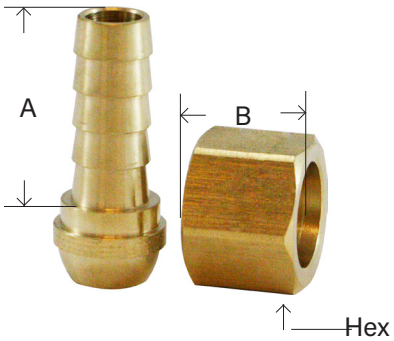

29FS
129FS

PART #	HOSE I.D. X NPSM	A	B	HEX	APPROX. WT. LBS.	LIST PRICE
32066	1/8" x 1/8"	0.46	0.44	0.50	0.03	---
32067	3/16" x 1/8"	0.75	0.44	0.50	0.03	---
32068	3/16" x 1/4"	0.75	0.52	0.62	0.04	---
32962	3/16" x 3/8"					---
32069	1/4" x 1/8"	0.97	0.44	0.50	0.04	---
32070	1/4" x 1/4"	0.97	0.53	0.62	0.06	---
32078	1/4" x 3/8"	0.97	0.63	0.75	0.06	---
32071	5/16" x 1/4"	0.97	0.52	0.62	0.05	---
32072	3/8" x 1/4"	0.97	0.53	0.62	0.06	---
32073	3/8" x 3/8"	0.97	0.59	0.75	0.08	---
32074	3/8" x 1/2"	0.97	0.69	0.94	0.14	---
32075	1/2" x 3/8"	0.97	0.59	0.75	0.08	---
32076	1/2" x 1/2"	0.97	0.69	0.94	0.10	---
32077	3/4" x 3/4"	0.97	0.70	1.12	0.14	---

128HBLSV 29FS 209AS 124 131

BALLSEAT MALE ADAPTER
Beveled seat



30° Seat

PART #	NPSM X MALE NPTF	A	HEX	APPROX. WT. LBS.	LIST PRICE
32359	1/8" x 1/8"	0.94	0.43	0.03	---
32034	1/4" x 1/8"	1.06	0.56	0.04	---
32030	1/4" x 1/4"	1.25	0.56	0.06	---
32362	3/8" x 1/4"	1.28	0.68	0.08	---
32031	3/8" x 3/8"	1.30	0.68	0.08	---
32392	3/8" x 1/2"	1.47	0.88	0.13	---
32364	1/2" x 3/8"	1.35	0.87	0.10	---
32032	1/2" x 1/2"	1.53	0.87	0.14	---
32033	3/4" x 3/4"	1.53	1.06	0.20	---

172 134 127HB 122AS

BALLSEAT UNION



30° Seat

PART #	NPSM X NPSM	A	HEX	APPROX. WT. LBS.	LIST PRICE
32460	1/8"	0.79	0.43	0.02	---
32461	1/4"	1.09	0.56	0.04	---
32462	3/8"	1.19	0.68	0.07	---
32463	1/2"	1.31	0.87	0.10	---

45° FLARE ADAPTER



29SAE
129SAE

PART #	HOSE I.D. X 45° FLARE	THREAD	A	B	HEX	APPROX. WT. LBS.	LIST PRICE
32322	3/16" x 1/4"	7/16-20	1.5	0.75	0.43	0.03	---
32081	1/4" x 1/4"	7/16-20	1.72	0.97	0.43	0.03	---
32082	1/4" x 3/8"	5/8-18	1.82	0.97	0.62	0.07	---
32083	5/16" x 5/16"	1/2-20	1.75	0.97	0.50	0.08	---
32084	3/8" x 3/8"	5/8-18	1.82	0.97	0.62	0.08	---
32085	3/8" x 1/2"	3/4-16	1.97	0.97	0.75	0.10	---
32086	1/2" x 1/2"	3/4-16	1.97	0.97	0.75	0.10	---

142 201BF KF-MS KDS

COMPRESSION ADAPTER - BARB X MALE COMPRESSION THREAD



PART #	SIZE	LIST PRICE
18534	1/4" x 1/4"	

WARNING: This product can expose you to chemicals, including lead, which are known to the State of California to cause cancer and birth defects or other reproductive harm. For more information, visit www.P65Warnings.ca.gov

HOSE BARB
BRASS FITTINGS

DUAL 45°/ 37° FLARE SWIVEL





CRIMP STYLE

PART #	HOSE ID X DUAL SEAT	THREAD	A	B	HEX	APPROX. WT. LBS.	LIST PRICE
32107	3/16" x 1/4"	7/16-20	1.34	0.75	0.56	0.04	---
32107C**	3/16 X 1/4	7/16-20	1.42	0.78	0.56	0.04	---
32337	1/4" x 1/4"	7/16-20	1.56	0.97	0.56	0.04	---
32337C**	1/4" X 1/4"	7/16-20	1.60	0.97	0.56	0.04	---
32102	1/4" x 5/16"	1/2-20	1.61	0.97	0.62	0.06	---
32339	5/16" x 5/16"	1/2-20	1.60	0.97	0.62	0.06	---
32340	3/8" x 1/2"	3/4-16	1.68	0.97	0.87	0.10	---
32341	1/2" x 1/2"	3/4-16	1.68	0.97	0.87	0.10	---
32341C**	1/2" X 1/2"	3/4-16	1.75	0.97	0.87	0.09	---
32342	1/2" x 5/8"	7/8-14	1.76	0.97	1.00	0.12	---
32394**	5/8" x 5/8"	7/8-14	1.83	0.97	1.00	0.14	---
32394C	5/8" x 5/8"						

** Swivel crimp style

KDS

FEMALE 45° FLARE SWIVEL

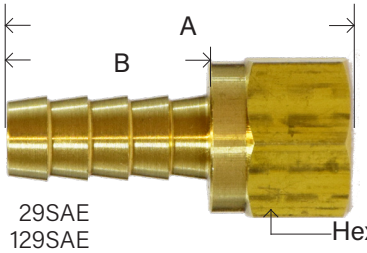

29SAE
129SAE



CRIMP STYLE

PART #	HOSE I.D. X FEMALE 45° FLARE	UNF THREAD	A	B	HEX	APPROX. WT. LBS.	LIST PRICE
32326	3/16" x 3/16"	3/8-24	1.19	0.75	0.43	0.04	---
30295**	3/16" x 3/8"	5/8-18	1.82	0.90	0.75	0.04	---
32101	1/4" x 1/4"	7/16-20	1.57	0.97	0.56	0.04	---
32103	1/4" x 3/8"	5/8-18	1.64	0.97	0.75	0.08	---
32104	5/16" x 5/16"	1/2-20	1.61	0.97	0.62	0.05	---
32327	5/16" x 3/8"	5/8-18	1.67	0.97	0.75	0.08	---
32105	3/8" x 3/8"	5/8-18	1.64	0.97	0.75	0.08	---
32105C**	3/8" x 3/8"	5/8-18	1.71	0.97	0.75	0.07	---
32106	3/8" x 1/2"	3/4-16	1.81	0.97	0.87	0.10	---
32100	1/2" x 1/2"	3/4-16	1.68	0.97	0.87	0.12	---
32328	3/4" x 3/4"	1-1/16-14	2.00	0.97	1.25	0.20	---

** Swivel crimp style (crimped on the outside of fitting)

29SAE 209ASF 146HBLFSV KF-NS 128 FSS 146 144

FEMALE 37° J.I.C. FLARE SWIVEL



CRIMP STYLE

PART #	HOSE ID X FEMALE 37° FLARE	THREAD	A	B	HEX	APPROX. WT. LBS.	LIST PRICE
32334	1/4" x 3/8"	9/16-18	1.60	0.97	0.68	0.06	---
32335	5/16" x 3/8"	9/16-18	1.60	0.97	0.68	0.06	---
32336	3/8" x 3/8"	9/16-18	1.60	0.97	0.68	0.10	---
32336C	3/8" X 3/8"	9/16-18	1.66	0.97	0.68	0.06	---
32338	3/4" x 3/4"	1-1/16-12	2.00	0.97	1.25	0.20	---
32338C	3/4" x 3/4"	1-1/16-12	2.13	1.19	1.25	0.20	---
32397	1" x 1"	1-5/16-12	2.31	1.19	1.50	0.33	---
32397C	1" x 1"						

KJS

REUSABLE MALE FITTINGS



29RU17

PART #	HOSE ID	HOSE OD	MALE NPTF	LIST PRICE
32727	1/4"	1/2"	1/4"	---
32726	1/4"	5/8"	1/4"	---
32742	3/8"	5/8"	1/4"	---
32744	3/8"	11/16"	1/4"	---
32725	3/8"	3/4"	1/4"	---
32747	3/8"	5/8"	3/8"	---
32750	3/8"	11/16"	3/8"	---
32746	1/2"	7/8"	1/2"	---

WARNING: This product can expose you to chemicals, including lead, which are known to the State of California to cause cancer and birth defects or other reproductive harm. For more information, visit www.P65Warnings.ca.gov

BRASS FUEL HOSE BARBS

Typical Application: Low pressure air, fuel and oil applications. Generally used for automotive, light truck, and small engine fuel lines. Use with fuel hose SAE 30R7 & SAE 30R9.
Advantages: Easy to assemble, just push the fitting into the hose & clamp. Good selection of configurations at reasonable cost.

MALE CONNECTOR
HOSE BARB X MALE PIPE



159
29SB

PART #	HOSE ID	MIP	IND #	LIST PRICE
38800	3/16"	1/8"	1541	---
38802	1/4"	1/8"	1537	---
32377	1/4"	1/4"	1581	---
38806	5/16"	1/8"	1551	---
38808	5/16"	1/4"	1555	---
38810	3/8"	1/8"	1565	---
32381	3/8"	1/4"	1564	---
32382	3/8"	3/8"	1566	---
32383	1/2"	3/8"		---
32384	1/2"	1/2"		---
32385	5/8"	1/2"	1431	---
32387	3/4"	1/2"	1430	---
32388	3/4"	3/4"		---

68HB

BUBBLE BARB MALE ADAPTER
BUBBLE X MIP



PART #	HOSE ID	MIP	LIST PRICE
32176	3/8"	3/8"	---
32177	1/2"	1/4"	---
32178	1/2"	3/8"	---
32179	1/2"	1/2"	---
32182	5/8"	3/8"	---
32183	5/8"	1/2"	---
32184	3/4"	1/2"	---
32180	3/4"	3/4"	---
32185	1"	3/4"	---
32181	1"	1"	---

INVERTED FLARE MALE CONNECTOR
HOSE BARB X INVERTED FLARE
159IN
291FSB



PART #	HOSE ID	INV. FLARE	IND #	LIST PRICE
38827	1/4"	5/16"		---
38828	5/16"	1/4"	1598	---
38830	5/16"	5/16"	1560	---
38832	5/16"	3/8"	1561	---
38834	3/8"	5/16"	1568	---
38836	3/8"	3/8"	1570	---

269HB

90° MALE ELBOW
HOSE BARB X MALE PIPE
29ESB



PART #	HOSE ID	MIP	IND #	LIST PRICE
38860	1/4"	1/8"	1582	---
38861	1/4"	1/4"		---
38862	5/16"	1/8"	1556	---
38864	5/16"	1/4"	1557	---
38866	3/8"	1/8"	1572	---
38868	3/8"	1/4"	1571	---

BUBBLE BARB
159E



PART #	HOSE ID	MIP	LIST PRICE
32186	3/8"	3/8"	---
32194	1/2"	1/4"	---
32187	1/2"	3/8"	---
32191	1/2"	1/2"	---
32195	5/8"	1/4"	---
32188	5/8"	3/8"	---
32189	5/8"	1/2"	---
32190	3/4"	1/2"	---
32192	3/4"	3/4"	---

WARNING: This product can expose you to chemicals, including lead, which are known to the State of California to cause cancer and birth defects or other reproductive harm. For more information, visit www.P65Warnings.ca.gov

WELDED HOSE FITTINGS
BRASS FITTINGS

INVERTED FLARE MALE SWIVEL 90° ELBOW HOSE BARB X TUBE O.D.


159ELS
291MES

PART #	HOSE ID	INV. FLARE	IND #	LIST PRICE
38873	5/16"	5/16"	1405	---
38874	3/8"	3/8"	1407	---

WELDED HOSE FITTINGS

STEM ONLY - WELDING HOSE CONNECTOR



PART #	HOSE I.D.	A	APPROX. WT. LBS.	LIST PRICE
30410	3/16″	1.43	0.02	---
30411	1/4″	1.43	0.02	---
30413	3/8″	1.43	0.04	---

Assemble with nuts below.

201RWA WRS WLS

RIGHT HAND 9/16 - 18 FOR OXYGEN LINE - WELDING HOSE NUT

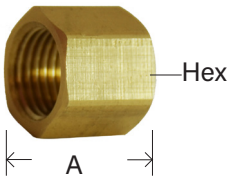

PART #	SIZE	A	HEX	APPROX. WT. LBS.	LIST PRICE
30420	R.H. Nut only	0.63	0.68	0.04	---

Assemble with stem above.

201RWA WRS KF-PE 152

LEFT HAND 9/16 - 18 FOR ACETYLENE LINE - WELDING HOSE NUT

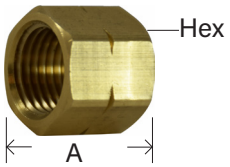

PART #	SIZE	A	HEX	APPROX. WT. LBS.	LIST PRICE
30421	L.H. Nut only	0.63	0.68	0.04	---

Assemble with stem above.

209LWA WLS 154 KF-RE

RIGHT HAND 9/16 - 18 #122RWA - WELDING HOSE CONNECTOR



651
WH42R

PART #	SIZE	A	HEX	APPROX. WT. LBS.	LIST PRICE
30401	1/4″-18	1.30	0.62	0.06	---
32437	3/8"-18	1.30	0.68	0.09	---
32438*	9/16"-18	1.25	0.68	0.07	---

* Right UNF thread

156

LEFT HAND 9/16 - 18 #122LWA - WELDING HOSE CONNECTOR



652
WH42L

PART #	SIZE	A	HEX	APPROX. WT. LBS.	LIST PRICE
30406	1/4″-18	1.30	0.62	0.06	---
32439	3/8"-18	1.30	0.68	0.09	---
32440*	9/16"-18	1.25	0.68	0.07	---

* Left UNF thread

158

WARNING: This product can expose you to chemicals, including lead, which are known to the State of California to cause cancer and birth defects or other reproductive harm. For more information, visit www.P65Warnings.ca.gov

BARBED FOR PLASTIC TUBING
BRASS FITTINGS

BRASS BARBS FOR POLYETHYLENE TUBING

- Quick connecting fittings that do not require tube preparations for hand assembly. Inexpensive with excellent resistance to vibration.
- **All sizes are tube O.D. (I.D.)**

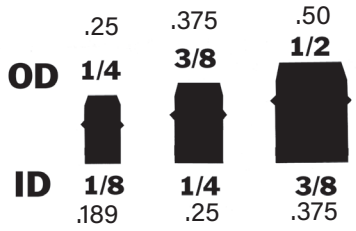

UNION



29MBS
TUBE O.D. (TUBE I.D.) X TUBE O.D. (TUBE I.D.)

PART #	SIZE	LIST PRICE
21003	1/4(1/8) x 1/4(1/8)	---
21007	3/8(1/4) x 1/4(1/8)	---
21009	3/8(1/4) x 3/8(1/4)	

1062 962

MALE ADAPTER



29MB
TUBE O.D. (TUBE I.D.) X MALE PIPE

PART #	SIZE	LIST PRICE
21023	1/4(1/8) x 1/8	---
21025	1/4(1/8) x 1/4	---
21027	3/8(1/4) x 1/8	---

1068 968 688

BULKHEAD UNION



29MBHS
TUBE O.D. (TUBE I.D.)

PART #	SIZE	LIST PRICE
21082	1/4(1/8)	---

UNION ELBOW



29BEMB
TUBE O.D (I.D.)

PART #	SIZE	LIST PRICE
21095	1/4(1/8)	---
21097	3/8(1/4)	---

1065 965

MALE 90° ELBOW



29MBE
TUBE O.D. (I.D.) X MALE PIPE

PART #	SIZE	LIST PRICE
21109	1/8 x 1/4-28	---
21113	1/4(1/8) x 1/8	---
21115	1/4(1/8) x 1/4	---
21117	3/8(1/4) x 1/8	---
21119	3/8(1/4) x 1/4	---
21121	1/2(3/8) x 3/8	---

1069 969 229

UNION TEE



29MBT
O.D. (I.D.) X O.D. (I.D.) X O.D. (I.D.)

PART #	SIZE	LIST PRICE
21151	1/4(1/8)	---
21155	3/8(1/4)	---
21161	1/2(3/8)	---

1064 964 224

MALE BRANCH TEE



PART #	SIZE	LIST PRICE
21193	1/4(1/8) x 1/4(1/8) x 1/8	---
21195	3/8(1/4) x 3/8(1/4) x 1/8	---

1072 972 232

FEMALE BRANCH TEE



29MBPT
O.D. (I.D.) X O.D. (I.D.) X FEMALE PIPE

PART #	SIZE	LIST PRICE
21207	1/4(1/8) x 1/4(1/8) x 1/8	---

1077 978

TWO BARB FITTINGS

More Sizes Available - Please Ask!

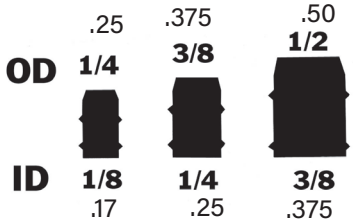

MALE ADAPTER PIPE



TUBE O.D. (I.D.) X MALE PIPE

PART #	SIZE	LIST PRICE
32150	1/4(1/8) x 1/8	---
32153	3/8(1/4) x 1/4	---

28

UNION TEE



PART #	TUBE O.D. (I.D.)	LIST PRICE
32159	1/4(1/8 ID)	---
32160	3/8(1/4 ID)	---

90° ELBOW



PART #	TUBE O.D. (I.D.)	LIST PRICE
32170	1/4(1/8 ID)	---
32171	3/8(1/4 ID)	---

225

WARNING: This product can expose you to chemicals, including lead, which are known to the State of California to cause cancer and birth defects or other reproductive harm. For more information, visit www.P65Warnings.ca.gov

BARSTOCK/ CAST SS HOSE BARB

BRASS FITTINGS

316 STAINLESS STEEL MACHINED RIGID MALE HOSE BARB



PART #	HOSE I.D. X NPT	LIST PRICE
32001SS	1/8" x 1/8"	---
32002SS	3/16" x 1/8"	---
32003SS	3/16" x 1/4"	---
32004SS	1/4" x 1/8"	---
32005SS	1/4" x 1/4"	---
32006SS	1/4" x 3/8"	---
32008SS	5/16" x 1/8"	---
32009SS	5/16" x 1/4"	---
32010SS	5/16" x 3/8"	---
32011SS	3/8" x 1/8"	---
32012SS	3/8" x 1/4"	---
32013SS	3/8" x 3/8"	---
32014SS	3/8" x 1/2"	---
32015SS	1/2" x 1/4"	---
32016SS	1/2" x 3/8"	---
32017SS	1/2" x 1/2"	---
32018SS	1/2" x 3/4"	---
32019SS	5/8" x 3/8"	---
32020SS	5/8" x 1/2"	---
32021SS	5/8" x 3/4"	---
32022SS	3/4" x 1/2"	---
32023SS	3/4" x 3/4"	---
32024SS	1" x 3/4"	---

316 STAINLESS STEEL SPLICER



PART #	HOSE I.D. X HOSE I.D.	A	B	LIST PRICE
32091SS	1/8"			---
32093SS	1/4"	2.03	0.97	---
32094SS	5/16"			---
32095SS	3/8"	2.06	0.97	---
32096SS	1/2"	2.06	0.97	---
32098SS	3/4"	2.50	1.19	---

316 STAINLESS STEEL BARB ELBOW



PART #	HOSE I.D. X NPT	LIST PRICE
32038SS	1/4 x 1/8	---
32039SS	1/4 x 1/4	---
32041SS	3/8 x 1/4	---
32042SS	3/8 x 3/8	---
32043SS	1/2" x 3/8"	---
32311SS	1/2 x 1/2	---
32314SS	3/4" x 3/4"	---

304 STAINLESS STEEL HOSE NIPPLES



▪ Cast

PART #	HOSE I.D. X MALE PIPE	LIST PRICE
73951	1/4"	---
73952	3/8"	---
73953	1/2"	---
73954	3/4"	---
73955	1"	---
73956	1-1/4"	---
73957	1-1/2"	---
73958	2"	---
73959	2-1/2"	---
73960	3"	---

304 STAINLESS STEEL REDUCING HOSE NIPPLES



▪ Cast

PART #	HOSE I.D. X MALE PIPE	LIST PRICE
73970	1/4" X 1/8"	---
73971	3/8" X 1/4"	---
73972	1/2" X 3/8"	---
73973	1/2" X 1/4"	---
73974	3/4" X 1/2"	---
73975	1" X 3/4"	---
73976	1" X 1/2"	---
73977	1-1/4" X 1"	---
73979	1-1/2" X 1-1/4"	---
73980	1-1/2" X 1"	---
73981	2" X 1-1/2"	---
73982	2" X 1-1/4"	---

316 STAINLESS STEEL HOSE NIPPLES



▪ Cast

PART #	HOSE I.D. X MALE PIPE	LIST PRICE
973951	1/4"	---
973952	3/8"	---
973953	1/2"	---
973954	3/4"	---
973955	1"	---
973956	1-1/4"	---
973957	1-1/2"	---
973958	2"	---
973959	2-1/2"	---
973990	3"	---
973991	4"	---

WARNING: This product can expose you to chemicals, including lead, which are known to the State of California to cause cancer and birth defects or other reproductive harm. For more information, visit www.P65Warnings.ca.gov

BEVERAGE FITTINGS
BRASS FITTINGS

BARB TO MALE PIPE ADAPTER



PART #	SIZE	LIST PRICE
34587	1/4" x 1/8"	---
34588	1/4" x 1/4"	---
34591	3/8" x 1/4"	---
34592	3/8" x 3/8"	---
34595	3/8" x 1/2"	---
34597	1/2" x 3/4"	---

FEMALE FLARE SWIVEL SETS



PART #	SIZE	LIST PRICE
34501	1/4" x 1/4"	---
34502	5/16" x 1/4"	---
34504	3/8" x 3/8"	---

ONE PIECE SWIVEL BARB X FE. FL



PART #	SIZE	LIST PRICE
34510	3/8" x 1/4"	---

HOSE SPLICER (STRAIGHT)



PART #	SIZE	LIST PRICE
34532	3/16"	---
34533	1/4"	---
34534	1/4" x 3/16"	---
34535	3/8"	---
34543	3/8" x 1/4"	---
34540	1/2" x 3/8"	---

PLUG



PART #	SIZE	LIST PRICE
34572	1/4"	---
34574	1/8"	

U-BEND

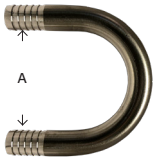

PART #	SIZE	A	LIST PRICE
34633	3/8"	2	---

U-BEND W/MANIFOLD



THINWALL

PART #	SIZE	LIST PRICE
34621T	1/4"	---
34622T	3/8"	---

CROSS



CROSS - THINWALL

PART #	SIZE	LIST PRICE
34635T	1/4"	---
34638T	3/8"	---

FLO-JET FITTINGS



PART #	SIZE	LIST PRICE
P-1520-000-TEE	1/4"	
P-1521-000-EL	1/4"	
P-1522-000	1/4"	

Y TEES



THINWALL

PART #	SIZE	A	LIST PRICE
34650T	1/4"	1-1/8	---
34652T	3/8"	1-1/4	---

BARB HOSE TEES



PART #	SIZE	LIST PRICE
34562	1/4"	---
34563	3/8"	---

REDUCING TEES

PART #	1&2	3	LIST PRICE
34567	1/4"	3/8"	---
34568	3/8"	1/4"	---

THINWALL TEES



PART #	SIZE	LIST PRICE
34562T	1/4"	---
34563T	3/8"	---
34564T	1/2"	---

90° BARB SPLICER



PART #	SIZE	LIST PRICE
34551	1/4"	---
34550	5/16"	---
34552	3/8"	---

WARNING: This product can expose you to chemicals, including lead, which are known to the State of California to cause cancer and birth defects or other reproductive harm. For more information, visit www.P65Warnings.ca.gov

PUSH ON BARB FITTINGS



Typical Application: Low Pressure Air, Fuel, Lube, and Oil Lines
▪ Pressure determined by tube material and hardness. Our parts have been tested to max 150 PSI.
Advantages: Easy assembly. No clamps needed!!
▪ **Assembly Instructions**
1- Lubricate insert.
2- Hold hose at angle as shown & push on and up over first barb.
3- Continue to push straight on until hose is seated under protective plastic cap. Keep hands back from hose end area so that hose can expand.

▪ **Disassembling Instructions**
1- Split hose. Do not cut completely through hose. Sealing edge of barb could be damaged.
2- Bend hose and remove with a quick pull.

See lead free section for lead free push-on barb fittings. **Stainless steel available at the end of this section.**

ACTUAL PROFILE OF PUSH ON BARBS



WARNING: This product can expose you to chemicals, including lead, which are known to the State of California to cause cancer and birth defects or other reproductive harm. For more information, visit www.P65Warnings.ca.gov

MALE ADAPTER



29PO1
129PO1

PART #	HOSE I.D. X MALE NPTF	A	B	HEX	APPROX. WT. LBS.	LIST PRICE
30200	1/4" x 1/8"	1.43	0.87	0.50	0.04	---
30201	1/4" x 1/4"	1.66	0.87	0.56	0.06	---
30211	1/4" x 3/8"	1.66	0.87	0.68	0.06	---
30208	1/4" x 1/2"	1.83	0.88	0.88	0.10	---
30212	5/16" x 1/8"	1.42	0.77	0.43	0.04	---
30213	5/16" x 1/4"	1.66	0.87	0.56	0.06	---
30202	3/8" x 1/8"	1.53	0.97	0.50	0.04	---
30203	3/8" x 1/4"	1.69	0.89	0.56	0.07	---
30204	3/8" x 3/8"	1.76	0.97	0.68	0.08	---
30205	3/8" x 1/2"	1.97	0.97	0.87	0.10	---
30392	3/8" x 3/4"	1.97	0.92	1.06	0.16	---
30216	1/2" x 1/4"	1.76	0.97	0.68	0.08	---
30206	1/2" x 3/8"	1.76	0.97	0.68	0.09	---
30207	1/2" x 1/2"	1.97	0.97	0.87	0.14	---
30217	1/2" x 3/4"	1.97	0.97	1.06	0.16	---
30218	1/2" x 1"	2.29	0.97	1.37	0.34	---
30219	5/8" x 3/8"	2.34	1.50	0.75	0.12	---
30209	5/8" x 1/2"	2.45	1.45	0.87	0.16	---
30214	5/8" x 3/4"	2.45	1.45	1.06	0.18	---
30215	3/4" x 1/2"	2.45	1.45	0.87	0.21	---
30210	3/4" x 3/4"	2.45	1.45	1.06	0.20	---
30238	1" x 3/4"	2.93	1.50	1.25	0.43	---
30239	1" x 1"	3.11	1.50	1.37	0.49	---

301 P990A HLM 100B-1 KA-MB 272 29PO 725 625 BPN 941 30182

MALE SWIVEL



29PO9
129PO2

PART #	HOSE I.D. X MALE NPTF	A	B	HEX	APPROX. WT. LBS.	LIST PRICE
30422	1/4" x 1/8"	2.07	0.87	0.56	0.06	---
30385	1/4" x 1/4"	2.02	0.87	0.56	0.06	---
30386	3/8" x 1/4"	2.12	0.97	0.56	0.08	---
30387	3/8" x 3/8"	2.12	0.97	0.68	0.08	---
30388	1/2" x 3/8"	2.12	0.97	0.68	0.10	---
30389	1/2" x 1/2"	2.33	0.97	0.87	0.14	---
30424	5/8" x 1/2	2.80	1.45	0.88	0.18	---
30390	3/4" x 3/4"	2.80	1.45	1.06	0.24	---

921 HMS 285 31382

FEMALE GASKET SEAL SWIVEL - NPSM



129PO9

- Not recommend for water due to fiber gasket - for air service only. For water, replace with rubber gasket

PART #	HOSE I.D. X GASKET SWIVEL (NPSM)	A	B	HEX	APPROX. WT. LBS.	LIST PRICE
30359	1/4" x 1/8"	1.39	0.77	0.50	0.03	---
30358	1/4" x 1/4"	1.47	0.82	0.68	0.06	---
30360	3/8" x 1/4"	1.61	1.00	0.68	0.06	---
30361	3/8" x 3/8"	1.77	0.97	0.81	0.08	---
30362	3/8" x 1/2"	1.80	0.92	0.93	0.09	---
30363	1/2" x 1/2"	1.90	1.02	0.93	0.11	---
30366	3/4" x 3/4"	2.36	1.55	1.18	0.32	---

280

Dimension data can change without notice. Please check when dimensions are critical.

WARNING: This product can expose you to chemicals, including lead, which are known to the State of California to cause cancer and birth defects or other reproductive harm. For more information, visit www.P65Warnings.ca.gov

PUSH ON HOSE BARB
BRASS FITTINGS

HOSE SPLICER



29P08
129PO14

PART #	HOSE I.D.	A	APPROX. WT. LBS.	LIST PRICE
30300	1/4"	1.87	0.04	---
30305	5/16"	1.80	0.04	---
30301	3/8"	2.00	0.06	---
30302	1/2"	2.01	0.08	---
30303	5/8"	3.03	0.14	---
30304	3/4"	3.03	0.14	---
30306	1"	3.21	0.28	---

BPM 696 29SPO 296 915 729 100B-Y KA-RM MHL 296 38282

RIGID FEMALE ADAPTER



29PO2
129PO7

PART #	HOSE I.D. X FEMALE NPTF	A	B	HEX	APPROX. WT. LBS.	LIST PRICE
30220	1/4" x 1/8"	1.35	0.87	0.50	0.02	---
30221	1/4" x 1/4"	1.51	0.87	0.62	0.06	---
30384	1/4" x 3/8"	1.51	0.77	0.75	0.06	---
30222	5/16" x 1/4"	1.51	0.87	0.62	0.06	---
30393	3/8" x 1/8"	1.47	0.92	0.56	0.06	---
30224	3/8" x 1/4"	1.61	0.97	0.62	0.06	---
30225	3/8" x 3/8"	1.63	0.97	0.75	0.06	---
30394	3/8' x 1/2"	1.66	0.92	0.93	0.12	---
30223	1/2" x 1/4"	1.76	1.02	0.68	0.08	---
30226	1/2" x 3/8"	1.63	0.97	0.75	0.08	---
30227	1/2" x 1/2"	1.77	0.97	0.93	0.14	---
30396	1/2" x 3/4"	2.07	1.02	1.18	0.20	---
30229	5/8" x 1/2"	2.24	1.48	0.93	0.11	---
30399	3/4" x 1/2"	2.24	1.50	0.93	0.14	---
30395	3/4" x 3/4"	2.55	1.50	1.18	0.24	---
30400	1" x 3/4"					
30402	1" x 1"	2.68	1.55	1.43	0.37	---

30282 29FPO HLF 626 274 726 940

MALE ELBOW

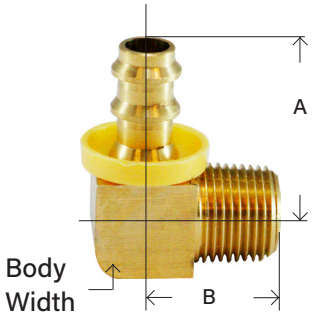

29POE
129PO20

PART #	HOSE I.D. X MALE NPTF	A	B	BODY WIDTH	APPROX. WT. LBS.	LIST PRICE
30372	1/4" x 1/8"	0.98	0.75	0.50	0.04	---
30373	1/4" x 1/4"	1.04	0.95	0.56	0.06	---
30374	5/16" x 1/8"	1.02	0.94	0.50	0.06	---
30375	5/16" x 1/4"	1.09	0.94	0.56	0.08	---
30370	3/8" x 1/8"	1.11	0.75	0.50	0.10	---
30371	3/8" x 1/4"	1.13	0.90	0.56	0.10	---
30376	3/8" x 3/8"	1.21	0.92	0.70	0.12	---
30377	3/8" x 1/2"	1.30	1.19	0.87	0.22	---
30382	1/2" x 3/8"	1.32	1.02	0.70	0.13	---
30378	1/2" x 1/2"	1.50	1.19	0.87	0.22	---
30379	5/8" x 1/2"	1.98	1.19	0.87	0.26	---
30381	3/4" x 3/4"	2.07	1.28	1.06	0.34	---

100-C 29EPO 273

WARNING: This product can expose you to chemicals, including lead, which are known to the State of California to cause cancer and birth defects or other reproductive harm. For more information, visit www.P65Warnings.ca.gov

PUSH ON HOSE BARB
BRASS FITTINGS

RIGID TUBE ADAPTER

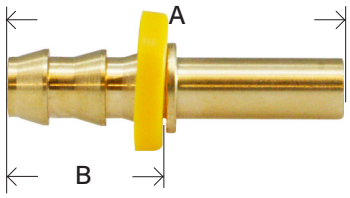

29PO1D
129PO15

PART #	HOSE I.D. X O.D TUBE	A	B	APPROX. WT. LBS.	LIST PRICE
30290	1/4" x 3/16"	1.68	0.77	0.04	---
30291	1/4" x 1/4"	1.88	0.77	0.04	---
30292	1/4" x 5/16"	1.88	0.77	0.04	---
30293	5/16" x 5/16"	1.91	0.79	0.04	---
30294	3/8" x 3/8"	2.03	0.92	0.06	---
30426	3/8" x 1/2"				---
30297	1/2" x 1/2"	2.13	1.02	0.06	---

294 100B-X KA-RL 303 732 694

MALE SAE FLARE ADAPTER

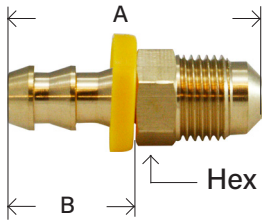

29PO3
129PO4

PART #	HOSE I.D. X 45° MALE FLARE	UNF THREAD	A	B	HEX	APPROX. WT. LBS.	LIST PRICE
30240	1/4" x 1/4"	7/16-20	1.45	0.75	0.43	0.04	---
30241	1/4" x 5/16"	1/2-20	1.59	0.84	0.50	0.04	---
30249	5/16" x 5/16"	1/2-20	1.60	0.80	0.50	0.06	---
30271	3/8" x 5/16"	1/2-20	1.64	0.86	0.50	0.08	---
30243	3/8" x 3/8"	5/8-18	1.83	0.92	0.62	0.08	---
30245	1/2" x 1/2"	3/4-16	1.98	1.02	0.875	0.10	---
30246	5/8" x 5/8"	7/8-14	2.73	1.50	0.87	0.19	---
30247	3/4" x 3/4"	1-1/16-14	2.98	1.50	1.06	0.32	---

100B-3 KA-MS 727 945 682 302 282

37° MALE JIC FLARE ADAPTER

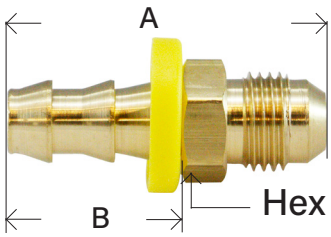

29PO11
129PO6

PART #	HOSE I.D. X MALE JIC	UNF THREAD	A	B	HEX	APPROX. WT. LBS.	LIST PRICE
32900	1/4" x 1/4"	7/16-20	1.57	0.84	0.50	0.04	---
32901	1/4" x 5/16"	1/2-20	1.60	0.83	0.56	0.04	---
32906	1/4" x 3/8"	9/16-18	1.63	0.77	0.62	0.05	---
32902	3/8" x 3/8"	9/16-18	1.78	0.97	0.62	0.06	---
32903	1/2" x 1/2"	3/4-16	1.97	0.97	0.75	0.10	---
32907	5/8" x 5/8"	7/8-14	2.62	1.50	0.93	0.19	---
32905	3/4" x 3/4"	1-1/16-12	2.79	1.50	1.12	0.29	---

SAE/JIC DUAL 45°/37° FEMALE SWIVEL



29PO5
129PO10

PART #	HOSE I.D. X DUAL SEAT	UNF THREAD	A	B	HEX	APPROX. WT. LBS.	LIST PRICE
30230	1/4" x 1/4"	7/16-20	1.53	0.87	0.56	0.06	---
30231	1/4" x 5/16"	1/2-20	1.53	0.87	0.62	0.04	---
30232	5/16" x 5/16"	1/2-20	1.56	0.87	0.62	0.04	---
30427	3/8" x 5/16"	1/2-20	1.74	0.87	0.62	0.06	---
30233	3/8" x 1/2"	3/4-16	1.79	0.97	0.87	0.10	---
30234	1/2" x 1/2"	3/4-16	1.77	0.97	0.87	0.10	---
30235	1/2" x 5/8"	7/8-14	1.84	0.97	1.00	0.12	---
30236	5/8" x 1/2"	3/4-16	2.27	1.45	0.87	0.18	---
30237	5/8" x 5/8"	7/8-14	2.33	1.45	1.00	0.14	---
30428	3/4" x 5/8"	7/8-14	2.33	1.45	1.00	0.20	---

29FDS 287 HDF 309 735 690 P990-K 305 935/ 934

WARNING: This product can expose you to chemicals, including lead, which are known to the State of California to cause cancer and birth defects or other reproductive harm. For more information, visit www.P65Warnings.ca.gov

Dimension data can change without notice. Please see our website when dimensions are critical.

PUSH ON HOSE BARB
BRASS FITTINGS

45° SAE FLARE FEMALE SWIVEL



29P06
129PO14

PART #	HOSE I.D. X 45° FEMALE FLARE	UNF THREAD	A	B	HEX	APPROX. WT. LBS.	LIST PRICE
30250	1/4" x 1/4"	7/16-20	1.54	0.87	0.56	0.04	---
30251	1/4" x 5/16"	1/2-20	1.57	0.87	0.62	0.04	---
30253	1/4" x 3/8"	5/8-18	1.63	0.87	0.75	0.06	---
30254	5/16" x 5/16"	1/2-20	1.58	0.87	0.68	0.06	---
30260	5/16" x 3/8"	5/8-18	1.63	0.87	0.75	0.08	---
30252	3/8" x 3/8"	5/8-18	1.73	0.97	0.75	0.10	---
30257	3/8" x 1/2"	3/4-16	1.85	0.87	0.87	0.10	---
30261	1/2" x 3/8"	5/8-18	1.92	1.05	0.75	0.10	---
30255	1/2" x 1/2"	3/4-16	1.77	0.97	0.87	0.12	---
30258	5/8" x 5/8"	7/8-14	2.35	1.45	1.00	0.14	---
30259	3/4" x 3/4"	1-1/16-14	2.42	1.45	1.25	0.22	---

30882 728 P990-H 29AEPO 307 284 100S-4 KA-NS HSF 684 934

FEMALE 37° JIC FLARE SWIVEL



29P07
129PO12

PART #	HOSE I.D. X FEMALE JIC	UNF THREAD	A	B	HEX	APPROX. WT. LBS.	LIST PRICE
30265	1/4" x 1/4"	7/16-20	1.54	0.87	0.56	0.04	---
30264	1/4" x 3/8"	9/16-18	1.57	0.87	0.68	0.06	---
30270	5/16" x 3/8"	9/16-18	1.60	0.82	0.68	0.06	---
30266	3/8" x 3/8"	9/16-18	1.70	0.97	0.68	0.08	---
30267-86	1/2" x 3/8"						
30267	1/2" x 1/2"	3/4-16	1.78	0.97	0.87	0.10	---
30268	5/8" x 5/8"	7/8-14	2.33	1.45	1.00	0.14	---
30269	3/4" x 3/4"	1-1/16-12	2.40	1.45	1.25	0.22	---
30429	1" x 1"	1-5/16-12	2.60	1.45	1.50	0.39	---

JF 944/934 29J1CPO HJF 688 738 288 100B-6 308 P990-F 30682 KA-NJ

INVERTED FLARE MALE SWIVEL



29P016
129PO6

PART #	HOSE I.D. X MALE INV FLARE	UNF THREAD	A	B	HEX	APPROX. WT. LBS.	LIST PRICE
30275	1/4" x 3/16"	3/8-24	1.52	0.87	0.37	0.04	---
30276	1/4" x 1/4"	7/16-24	1.56	0.87	0.43	0.04	---
30277	1/4" x 5/16"	1/2-20	1.62	0.87	0.50	0.04	---
30278	5/16" x 1/4"						
30280	5/16" x 5/16"	1/2-20	1.62	0.87	0.50	0.06	---
30283	5/16" x 3/8"	5/8-18	1.63	0.87	0.62	0.06	---
30284	3/8" x 5/16"	1/2-20	1.72	0.97	0.50	0.06	---
30279	3/8" x 3/8"	5/8-18	1.76	0.97	0.62	0.06	---
30282	1/2" x 1/2"	3/4-18	1.84	0.97	0.75	0.10	---
30286	5/8" x 5/8"	7/8-18	2.50	1.57	0.87	0.14	---

290 100B-B KA-MF 1MS 947

WARNING: This product can expose you to chemicals, including lead, which are known to the State of California to cause cancer and birth defects or other reproductive harm. For more information, visit www.P65Warnings.ca.gov

PUSH ON HOSE BARB
BRASS FITTINGS

INVERTED FLARE FEMALE ADAPTER



29P013
129PO13

PART #	HOSE I.D. X FEMALE INV FLARE	A	B	HEX	APPROX. WT. LBS.	LIST PRICE
30310	1/4" x 3/16"	1.12	0.84	0.50	0.02	---
30311	1/4" x 1/4"	1.14	0.84	0.56	0.02	---
30312	1/4" x 5/16"	1.18	0.82	0.62	0.02	---
30316	5/16" x 5/16"	1.25	0.81	0.62	0.04	---
30313	3/8" x 5/16"	1.32	0.87	0.62	0.04	---
30314	3/8" x 3/8"	1.35	0.95	0.75	0.06	---
30315	1/2" x 1/2"	1.73	1.04	0.87	0.12	---

306 100B-A KA-NG 292 P990-J 736 692 946

FEMALE BALLSEAT SWIVEL



29P04
129PO8

PART #	HOSE I.D. X FEMALE NPSM	A	B	HEX	APPROX. WT. LBS.	LIST PRICE
30340	1/4" X 1/8"	1.39	0.85	0.50	0.06	---
30341	1/4" X 1/4"	1.47	0.82	0.68	0.06	---
30342	1/4" x 3/8"	1.40	0.77	0.68	0.09	---
30343	3/8" X 1/4"	1.61	0.97	0.68	0.08	---
30344	3/8" X 3/8"	1.75	0.95	0.81	0.10	---
30430	3/8" x 1/2"					
30346	1/2" X 1/2"	1.88	1.09	0.93	0.12	---
30349	3/4" X 3/4"	2.36	1.55	1.18	0.22	---

628 278 29SPO 731 NPSM

SAE/ JIC 37°/ 45° FEMALE SWIVEL 90° ZINC PLATED STEEL

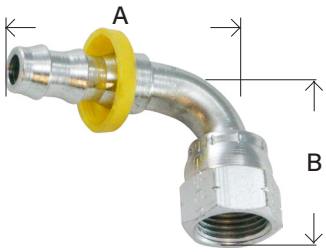

PART #	HOSE I.D. X FEMALE 37°/45°	UNF THREAD	A	B	APPROX. WT. LBS.	LIST PRICE
30480	1/4"	7/16-20	1.55	0.83	.064	---
30482	3/8"	9/16-18	1.85	0.91	.095	---
30483*	3/8"	5/8-18	1.98	0.85	.095	---
30484	1/2"	3/4-16	2.33	1.09	.171	---
30485	5/8"					
30486	3/4"	1-1/16-12	3.26	1.81	.281	---

* SAE

WARNING: This product can expose you to chemicals, including lead, which are known to the State of California to cause cancer and birth defects or other reproductive harm. For more information, visit www.P65Warnings.ca.gov

STAINLESS STEEL PUSH ON 316 HOSE BARB

BRASS FITTINGS

316 STAINLESS STEEL MALE ADAPTERS



PART #	HOSE I.D. X NPT	A	B	HEX	APPROX. WT. LBS.	LIST PRICE
30200SS	1/4" x 1/8"	1.42	0.77	0.44	0.027	---
30201SS	1/4" x 1/4"	1.61	0.77	0.56	0.043	---
30203SS	3/8" x 1/4"	1.76	0.92	0.56	0.053	---
30204SS	3/8" x 3/8"	1.76	0.92	0.69	0.067	---
30206SS	1/2" x 3/8"	1.86	1.02	0.69	0.071	---
30207SS	1/2" x 1/2"	2.07	1.02	0.88	0.119	---
30215SS	3/4" x 1/2"	2.55	1.50	0.88	0.20	---
30210SS	3/4" x 3/4"	2.55	1.50	1.06	0.194	---

316 STAINLESS STEEL SAE/ JIC 45°/ 37° FEMALE SWIVEL



PART #	HOSE I.D. X FEMALE 45°/37°	A	B	HEX	APPROX. WT. LBS.	LIST PRICE
30230SS	1/4" x 1/4"	1.48	0.74	0.56	0.023	---
30234SS	1/2" x 1/2"	1.93	1.03	0.88	0.04	---

316 STAINLESS STEEL FEMALE 37° JIC FLARE SWIVEL



PART #	HOSE I.D. X FEMALE 37°	A	B	HEX	APPROX. WT. LBS.	LIST PRICE
30266SS	3/8" x 3/8"	1.75	.92	0.68	0.065	---
30269SS	3/4" x 3/4"	2.53	1.50	1.25	0.259	---

WARNING: This product can expose you to chemicals, including lead, which are known to the State of California to cause cancer and birth defects or other reproductive harm. For more information, visit www.P65Warnings.ca.gov

GARDEN HOSE FITTINGS



▪ **Temperature and Working Pressure Ranges**

From +35^{0}F to +100^{0}F at 75 PSI maximum or the recommended working pressure of the garden hose. (Not to exceed 150 PSI.)

Note: All female connector ends should have a rubber washer inserted prior to usage.

FGH = Female Garden Hose threads
MGH = Male Garden Hose threads
Male garden hose threads are all 3/4" with an outside diameter of 1.0625 and 11-1/2" threads per inch.



Male Garden Hose Profile



See Plastic section for Plastic Garden Hose Fittings



Lead free Garden Hose

Washers included are #30150B black washers.

ACTUAL PROFILE OF GARDEN HOSE BARBS

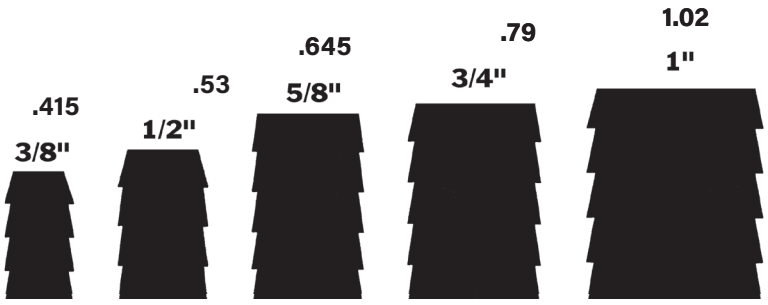

WARNING: This product can expose you to chemicals, including lead, which are known to the State of California to cause cancer and birth defects or other reproductive harm. For more information, visit www.P65Warnings.ca.gov

GARDEN HOSE
BRASS FITTINGS

SWIVEL - MGH X FGH

•WASHER INCLUDED



PART #	MGH X FGH	A	HEX	APPROX. WT. LBS.	LIST PRICE
30000**	3/4" x 3/4"	1.03	0.50*	0.26	---

* Internal Hex
* Not a live swivel
** available in swivel crimp style

SWIVEL - FGH X FGH

•WASHER INCLUDED



PART #	FGH X FGH	A	HEX	APPROX. WT. LBS.	LIST PRICE
30011	3/4" x 3/4"	1.03	1.18 O.D.	0.24	---
30012	No Swivel	1.08	1.19	0.24	---

HUS 91 203W GSU 101GHSV 22AS 506 FS66

SWIVEL - FGH X FEMALE PIPE

•WASHER INCLUDED



PART #	FGH X FEMALE NPTF	A	HEX	APPROX. WT. LBS.	LIST PRICE
30001	3/4" x 1/2"	1.20	1.00	0.11	---
30006	3/4" x 3/4"	1.11	1.12	0.11	---

S1 HSU11 91Z 197S 98GHSV 5AS 21517 502 FS65

EVAPORATIVE COOLER FITTINGS



PART #	SIZE	LIST PRICE
50016	MGH x 1/2" FIP	---
30013	1/2 MIP x 1/2 FIP x 1/8	---

RIGID - FGH X FEMALE PIPE

•WASHER INCLUDED



PART #	FGH X FEMALE NPTF	A	HEX	APPROX. WT. LBS.	LIST PRICE
30016	3/4" x 1/8"	1.02	1.18	0.08	---
30017	3/4" x 1/4"	0.65	1.12	0.07	---
30018	3/4" x 3/8"	1.19	1.18	0.11	---

95GH 501

WARNING: This product can expose you to chemicals, including lead, which are known to the State of California to cause cancer and birth defects or other reproductive harm. For more information, visit www.P65Warnings.ca.gov

GARDEN HOSE
BRASS FITTINGS

RIGID - FGH X FEMALE PIPE



PART #	FGH X FEMALE NPTF	A	HEX	APPROX. WT. LBS.	LIST PRICE
30078	3/4" x 1/2"	1.06	1.18	0.10	---
30083	3/4" x 3/4"	1.06	1.18	0.12	---

FS67 198 HU11 21507 501 99GH 5A H15PP

SWIVEL - FGH X MALE PIPE

•WASHER INCLUDED



PART #	FGH X MALE NPTF	A	HEX	APPROX. WT. LBS.	LIST PRICE
30047	3/4" x 1/4"	2.04	0.75	0.13	---
30048	3/4" x 3/8"	2.06	0.75	0.14	---
30049	3/4" x 1/2"	2.06	0.87	0.18	---

504 89GH W1 62H4 88GH W1

3/8" Comp 3/4" FGH DISHWASHER 90° ELBOW

•WASHER INCLUDED



PART #	3/4 FEMALE GARDEN HOSE THREAD X 3/8 COMPRESSION	LIST PRICE
30055	3/4" x 3/8" Body Only	---
30056	3/4" x 3/8" w/ nut & sleeve	---

SWIVEL - FGH X MALE PIPE

•WASHER INCLUDED



* Crimp style

PART #	FGH X MALE NPTF	A	HEX	APPROX. WT. LBS.	LIST PRICE
30181*	3/4" x 1/4"	1.43	1.18	0.13	---
30184*	3/4" x 3/8"	1.43	1.18	0.15	---
30183	3/4" x 1/2"	1.32	0.81	0.11	---
30182*	3/4" x 3/4"	1.43	1.18	0.14	---

RIGID - FGH X MALE PIPE

•WASHER INCLUDED



PART #	FGH X MALE NPTF	A	HEX	APPROX. WT. LBS.	LIST PRICE
30087	3/4" x 3/8"	1.37	1.18	0.11	---
30088	3/4" x 1/2"	1.06	1.18	0.09	---
30088S	3/4" x 1/2"(1/2"SWT)				
30093	3/4" x 3/4"	1.06	1.18	0.11	---
30094	3/4" x 3/4"(1/2" FIP)	1.17	1.18	0.11	---

** 1/2 Swt = 5/8 O.D.

21505 503 83GH 20A HU21 199 H7

WARNING: This product can expose you to chemicals, including lead, which are known to the State of California to cause cancer and birth defects or other reproductive harm. For more information, visit www.P65Warnings.ca.gov

GARDEN HOSE
BRASS FITTINGS

RIGID - MGH X FEMALE PIPE





30068

PART #	MGH X FEMALE NPTF	A	HEX	APPROX. WT. LBS.	LIST PRICE
30066	3/4" x 1/4"	1.10	1.06	0.09	---
30067	3/4" x 3/8"	1.09	1.06	0.12	---
30068	3/4" x 1/2"	0.81	1.06	0.10	---
30073	3/4" x 3/4"	1.12	1.18	0.10	---
30074	3/4" x 1"	1.36	1.37	0.19	

197 18R HU12 H11PP 18A 507 18H 81GH 21503 MF67

RIGID - MGH X MALE PIPE



No Tap
* (1/2 Swt = 5/8 O.D.)
** (Tapped 1/2 FIP)
*** (Tapped 1/2 FIP Both ends)

PART #	MGH X MALE NPTF	A	HEX	APPROX. WT. LBS.	LIST PRICE
30054	3/4" x 1/4"	1.26	1.06	0.12	
30053	3/4" x 3/8"	1.25	1.06	0.10	---
30058	3/4" x 1/2"	1.31	1.06	0.12	---
30058S*	34" x 1/2"SWT				
30063**	3/4" x 3/4" x 1/2"	1.31	1.06	0.13	---
30063BE***	3/4" x 3/4"	1.31	1.06	0.15	---
30063S	3/4" x 3/4" Short	1.10	1.06	0.10	---
30064	3/4" x 1"	1.88	1.37	0.35	---
30065	1" x 1"	1.88	1.37	0.26	

19R 196 H530 21501 508 HU22 514 71GH 19A

RIGID - MGH X MGH



* 1-11-1/2

PART #	MGH X MGH	A	HEX	APPROX. WT. LBS.	LIST PRICE
30098	3/4" x 3/4" (1/2" FIP)	1.22	1.06	0.13	---
30099	3/4" x 3/4"	1.38	1.06	0.15	---
30100*	1" x 3/4"	1.31	1.37	0.21	---

21500 509 75GH 23A H8 19R

GARDEN HOSE NUT



30021



30022

PART #	SIZE	A	HEX	APPROX. WT. LBS.	LIST PRICE
30021	Knurled	0.61	1.37 O.D.	0.08	---
30022	Hex Nut	0.62	1.18	0.08	---

94GH GHN1 HNR 21514

Dimension data can change without notice. Please check when dimensions are critical.

WARNING: This product can expose you to chemicals, including lead, which are known to the State of California to cause cancer and birth defects or other reproductive harm. For more information, visit www.P65Warnings.ca.gov

GARDEN HOSE
BRASS FITTINGS

GARDEN HOSE WASHERS

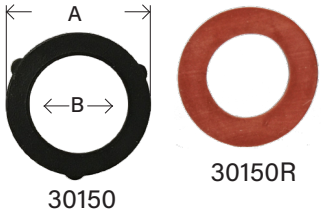

* plasticized rubber

PART #	SIZE	A	B	THICKNESS	APPROX. WT. LBS.	LIST PRICE
30150B	black	1.00	0.68	0.13	0.01	---
30150	black*	0.98	0.68	0.13	0.01	---
30150R	red	1.00	0.68	0.13	0.01	---
30151	1"	1.27	0.86	0.16	0.01	---
30149	recessed	1.02	1.06		0.01	---

GHW 901GH

GARDEN HOSE FILTER WASHER



PART #	SIZE	A	B	APPROX. WT. LBS.	LIST PRICE
30180	30 Mesh	0.52	1.00	0.02	---
30180F	60 Mesh	0.52	1.00	0.02	---

LA662

▪ 300 Series Stainless Steel Screen

GARDEN HOSE CAP





PART #	SIZE	A	APPROX. WT. LBS.	LIST PRICE
30103	3/4" Die Cast	0.58	0.04	---
30103B	3/4" Barstock	0.60	0.048	---

513 96GH GHN5 HC1 LA215 21518 200-W

▪ Garden hose washers sold seperately

GARDEN HOSE CAP WITH CHAIN



PART #	SIZE	A	APPROX. WT. LBS.	LIST PRICE
30142	3/4" w/ Chain	0.58	0.06	---

* Zinc die cast

GARDEN HOSE PLUG

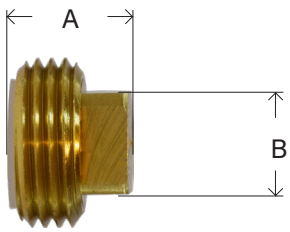

PART #	SIZE	A	B	APPROX. WT. LBS.	LIST PRICE
30026	3/4"	0.69	0.61	0.12	---

WARNING: This product can expose you to chemicals, including lead, which are known to the State of California to cause cancer and birth defects or other reproductive harm. For more information, visit www.P65Warnings.ca.gov

GARDEN HOSE
BRASS FITTINGS

HOSE MENDERS - SOLID BARB X BARB



PART #	HOSE I.D. X HOSE I.D.	A	B	O.D.	APPROX. WT. LBS.	LIST PRICE
32096	1/2"	2.00	0.96	0.62	0.06	---
32097	5/8"	2.05	0.96	0.75	0.08	---
32098	3/4"	2.50	1.15	0.87	0.10	---
32099	1"	3.00	1.44	1.02	0.23	---

QUICK DISCONNECT GARDEN HOSE COUPLERS

•WASHER INCLUDED



30452 30451

PART #	SIZE	A	APPROX. WT. LBS.	LIST PRICE
30450	Complete	1.70	0.24	---
30451	Female end	1.14	0.12	---
30452	Male end	1.26	0.12	---

LA73C

- Unvalved construction allows maximum Flow
- 150 PSI
- NBR Seals

MALE FLARE X FGH RIGID



PART #	MALE FLARE X FGH	A	HEX	APPROX. WT. LBS.	LIST PRICE
30123	3/8" x 3/4"	1.31	1.18	0.10	---

190 46WH HFU21

MALE FLARE x FGH SWIVEL

•WASHER INCLUDED



PART #	MALE FLARE X FGH	A	HEX	APPROX. WT. LBS.	LIST PRICE
30052	1/4" x 3/4"	1.24	0.75	0.10	---
30138	3/8" x 3/4"	1.25	0.25*	0.12	---
30139	1/2" x 3/4"	1.49	0.81	0.14	---

50GHSV 51GHSV W1 68H 191

* Internal Hex

COMPRESSION X FGH

•WASHER INCLUDED



PART #	SWIVEL COMPRESSION X FGH	A	HEX 1	HEX 2	APPROX. WT. LBS.	LIST PRICE
30050	1/4" x 3/4"	1.02	0.50	0.75	0.09	---
30051	3/8" x 3/4"	1.04	0.62	0.75	0.12	---

WARNING: This product can expose you to chemicals, including lead, which are known to the State of California to cause cancer and birth defects or other reproductive harm. For more information, visit www.P65Warnings.ca.gov

GARDEN HOSE
BRASS FITTINGS

BARSTOCK BRASS GARDEN HOSE COUPLINGS

FEMALE SWIVEL ONLY

•WASHER INCLUDED

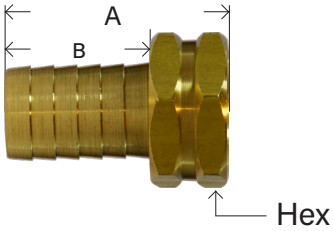

29FGH
329F



BRASS

PART #	HOSE BARB X FGH	A	B	HEX	APPROX. WT. LBS.	LIST PRICE
30031	3/8″ x 3/4"	1.82	1.19	1.18	0.11	---
30032	1/2″ x 3/4"	1.82	1.19	1.18	0.12	---
30033	5/8″ x 3/4"	1.82	1.19	1.18	0.13	---
30034	3/4″ x 3/4"	1.82	1.19	1.18	0.15	---
30044	1" x 3/4"	2.10	1.19	1.18	0.18	---
30035	1″ x 1"	2.28	1.47	1.50	0.18	---

STAINLESS STEEL 316

30032SS	1/2" x 3/4"	1.82	1.19	1.18	0.12	---
30033SS	5/8" x 3/4"	1.82	1.19	1.18	0.13	---
30034SS	3/4" x 3/4"	1.82	1.19	1.18	0.15	---

MALE END ONLY

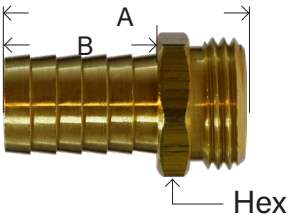

29MGH
329M



BRASS

PART #	HOSE BARB X MGH	A	B	HEX	APPROX. WT. LBS.	LIST PRICE
30039	3/8″ x 3/4"	1.88	1.19	1.06	0.12	---
30040	1/2″ x 3/4"	1.88	1.19	1.06	0.12	---
30041	5/8″ x 3/4"	1.88	1.19	1.06	0.12	---
30042	3/4″ x 3/4"	1.88	1.19	1.06	0.13	---
30045	1" x 3/4"	1.94	1.19	1.06	0.21	---
30043	1″ x 1"	2.34	1.47	1.37	0.26	---

STAINLESS STEEL 316

30040SS	1/2" x 3/4"	1.88	1.19	1.06	0.12	---
30041SS	5/8" x 3/4"	1.88	1.19	1.06	0.12	---
30042SS	3/4" x 3/4"	1.88	1.19	1.06	0.13	---

GARDEN HOSE COUPLING

•WASHER INCLUDED



BRASS

PART #	HOSE BARB	LIST PRICE
30025	3/8″	---
30027	1/2″	---
30028	5/8″	---
30029	3/4″	---
30046	1"(3/4" threads)	---
30030	1″	---



STAINLESS STEEL 316

30027SS	1/2"	---
30029SS	3/4"	---

Dimension data can change without notice. Please check when dimensions are critical.

WARNING: This product can expose you to chemicals, including lead, which are known to the State of California to cause cancer and birth defects or other reproductive harm. For more information, visit www.P65Warnings.ca.gov

GARDEN HOSE
BRASS FITTINGS

FEMALE SWIVEL ONLY - Short Shank Knurled Nut

•WASHER INCLUDED

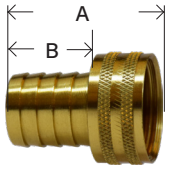

PART #	HOSE BARB X FGH	A	B	APPROX. WT. LBS.	LIST PRICE
30464	1/4" x 3/4"	1.39	0.77	0.09	
30466	1/2" x 3/4"	1.50	0.88	0.08	---
30467	5/8" x 3/4"	1.50	0.88	0.09	---
30468	3/4" x 3/4"	1.47	0.88	0.10	---

FEMALE END ONLY - Short Shank w/ hex

•WASHER INCLUDED



PART #	HOSE X FGH	A	B	HEX	APPROX. WT. LBS.	LIST PRICE
30453	1/2" x 3/4"	1.63	1.00	1.18	0.11	---
30454	5/8" x 3/4"	1.63	1.00	1.18	0.11	---
30455	3/4" x 3/4"	1.63	1.00	1.18	0.13	---

MALE END ONLY - Short Shank

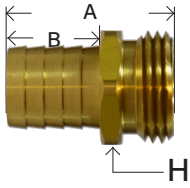

PART #	HOSE BARB X MGH	A	B	HEX	APPROX. WT. LBS.	LIST PRICE
30469	1/4" x 3/4"	1.55	0.88	1.06	0.11	
30471	1/2" x 3/4"	1.55	0.88	1.06	0.11	---
30472	5/8" x 3/4"	1.56	0.88	1.06	0.12	---
30473	3/4" x 3/4"	1.56	0.88	1.06	0.13	---

GARDEN HOSE COUPLING SETS - Short Shank w/ hex nut



PART #	HOSE BARB	LIST PRICE
30457	1/2"	---
30458	5/8"	---
30459	3/4"	---

WITH KNURLED NUT		
30461	1/2"	
30462	5/8"	
30463	3/4"	

FEMALE SWIVEL ONLY - 2" SHANK

•WASHER INCLUDED

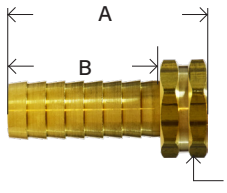

PART #	HOSE BARB X FGH	A	B	HEX	APPROX. WT. LBS.	LIST PRICE
30505	1/2" x 3/4"	2.55	2.04	1.18	0.13	---
30506	5/8" x 3/4"	2.56	2.04	1.18	0.16	---
30507	3/4" x 3/4"	2.67	2.04	1.18	0.17	---
30508	1" x 1"	2.84	2.03	1.43	0.29	---

GHFL 594

MALE END ONLY - 2" SHANK

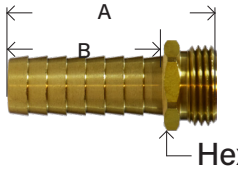

PART #	HOSE BARB X MGH	A	B	HEX	APPROX. WT. LBS.	LIST PRICE
30510	1/2" x 3/4"	2.72	2.04	1.06	0.16	---
30511	5/8" x 3/4"	2.72	2.04	1.06	0.17	---
30512	3/4" x 3/4"	2.72	2.04	1.06	0.20	---
30513	1" x 1"	2.90	2.03	1.37	0.28	---

GHML 593

GARDEN HOSE COUPLING SETS - 2" SHANK

•WASHER INCLUDED



PART #	HOSE X FGH	LIST PRICE
30516	1/2"	---
30517	5/8"	---
30518	3/4"	---

WARNING: This product can expose you to chemicals, including lead, which are known to the State of California to cause cancer and birth defects or other reproductive harm. For more information, visit www.P65Warnings.ca.gov

NPSM GARDEN HOSE
BRASS FITTINGS

NPSM FEMALE SHORT SHANK

•WASHER INCLUDED



329NPSM

PART #	HOSE ID	NPSM THREAD	A	B	HEX	LIST PRICE
30545	1/2	3/4"	1.45	0.88	1.18	---
30546	5/8	3/4"	1.47	0.88	1.18	---
30547	3/4	3/4"	1.47	0.88	1.18	---
30548	1	1"	1.50	1.00	1.50	---

NPSM MALE SHORT SHANK



PART #	HOSE ID	NPSM THREAD	A	B	HEX	LIST PRICE
30550	1/2	3/4"	1.56	0.88	1.06	---
30551	5/8	3/4"	1.56	0.88	1.06	---
30552	3/4	3/4"	1.56	0.88	1.06	---
30553	1	1"	1.77	0.98	1.30	---

NPSM SHORT SHANK SETS

•WASHER INCLUDED



PART #	SIZE	LIST PRICE
30540	1/2"	---
30541	5/8"	---
30542	3/4"	---
30543	1"	---

NPSM FEMALE LONG SHANK

•WASHER INCLUDED

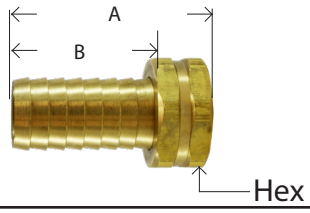

PART #	HOSE ID	NPSM THREAD	A	B	HEX	LIST PRICE
30565	1/2	1/2"	2.09	1.50	0.94	---
30566	5/8	3/4"	2.09	1.50	1.18	---
30567	3/4	3/4"	2.09	1.50	1.18	---
30568	1	1"	2.12	1.53	1.50	---

NPSM MALE LONG SHANK

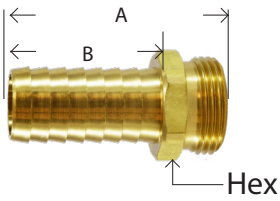

PART #	HOSE ID	NPSM THREAD	A	B	HEX	LIST PRICE
30570	1/2	1/2"	2.18	1.50	0.87	---
30571	5/8	3/4"	2.18	1.50	1.06	---
30572	3/4	3/4"	2.18	1.50	1.06	---
30573	1	1"	2.32	1.53	1.30	---

NPSM LONG SHANK SETS

•WASHER INCLUDED



PART #	SIZE	LIST PRICE
30560	1/2"	---
30561	5/8"	---
30562	3/4"	---
30563	1"	---

WARNING: This product can expose you to chemicals, including lead, which are known to the State of California to cause cancer and birth defects or other reproductive harm. For more information, visit www.P65Warnings.ca.gov

GARDEN HOSE VALVES/ FITTINGS
BRASS FITTINGS

GARDEN HOSE VALVES

ONE WAY BRASS BALL VALVE - FGH x MGH

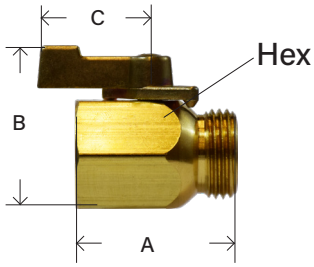

▪ WASHER INCLUDED

PART #	FGH X MGH	A	B	C	HEX	APPROX. WT. LBS.	LIST PRICE
30161	3/4" x 3/4"	1.87	1.89	1.31	1.06	0.42	---

▪ 500 PSI ▪ 180°F

ONE WAY BRASS BALL VALVE - Female Pipe x MGH

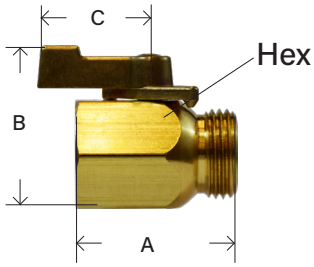

PART #	FEMALE NPTF X MGH	A	B	C	HEX	APPROX. WT. LBS.	LIST PRICE
30162	3/4" x 3/4"	1.55	1.89	1.31	1.06	0.42	---

▪ 500 PSI ▪ 180°F

ZINC ALLOY HOSE SHUT-OFF W/ ONE LEVER

▪ WASHER INCLUDED



PART #	FGH X MGH	A	APPROX. WT. LBS.	LIST PRICE
30631	3/4" x 3/4"	1.67	0.08	---

PLASTIC GARDEN HOSE VALVE ▪ CYCOLAC BODY & BALL

▪ WASHER INCLUDED



PART #	FGH X MGH	A	HEX	APPROX. WT. LBS.	LIST PRICE
30163	3/4" x 3/4"	1.75	1.25	0.04	---

LA45OC

WARNING: This product can expose you to chemicals, including lead, which are known to the State of California to cause cancer and birth defects or other reproductive harm. For more information, visit www.P65Warnings.ca.gov

GARDEN HOSE VALVES
BRASS FITTINGS

ZINC ALLOY HOSE - "Y" CONNECTOR

▪ WASHER INCLUDED



PART #	SIZE FGH X MGH(2)	A	B	APPROX. WT. LBS.	LIST PRICE
30141	3/4"	1.70	0.57	1.5	

86Y 21A

CAST BRASS HOSE - "Y" CONNEC-

▪ WASHER INCLUDED



86YRB
HY12

PART #	SIZE FGH X MGH(2)	A	B	APPROX. WT. LBS.	LIST PRICE
30140	3/4"	1.40	0.67	0.22	---

86Y 21A

AVAILABLE IN LEAD FREE BRASS

PLASTIC, NON-CORROSIVE, 2-WAY HOSE SHUT-OFF "GATED Y"

▪ WASHER INCLUDED

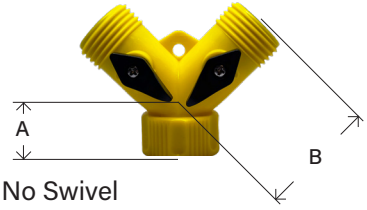

No Swivel

PART #	SIZE FGH X MGH(2)	A	B	APPROX. WT. LBS.	LIST PRICE
30160	3/4"	0.74	1.87	0.08	---

"GATED Y" SHAPE ZINC ALLOY CONNECTOR W/ TWO LEVERS

▪ WASHER INCLUDED



No Swivel

PART #	SIZE FGH X MGH(2)	A	B	APPROX. WT. LBS.	LIST PRICE
30626	3/4"	0.60	1.66	0.10	---

"GATED Y" SHAPE BRASS CONNECTOR W/ 2-WAY SHUT OFF

▪ WASHER INCLUDED



▪ Brass Levers

PART #	SIZE	DESCRIPTION FGH SWIVEL X MGH(2)	APPROX. WT. LBS.	LIST PRICE
30627	3/4"	3/4 Double Y valve, swivel inlet	0.56	---

AVAILABLE IN LEAD FREE BRASS

ZINC ALLOY SWIVEL HOSE CONNECTOR

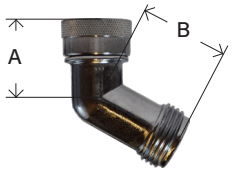

PART #	SIZE FGH X MGH	A	B	APPROX. WT. LBS.	LIST PRICE
30629	3/4"	1.31	1.50	0.08	---

WARNING: This product can expose you to chemicals, including lead, which are known to the State of California to cause cancer and birth defects or other reproductive harm. For more information, visit www.P65Warnings.ca.gov

GARDEN HOSE NOZZLES
BRASS FITTINGS

2-1/2" BRASS NOZZLE

· WASHER INCLUDED

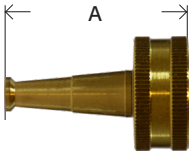

PART #	SIZE	A	APPROX. WT. LBS.	LIST PRICE
30637	3/4"	2.50	0.14	---

3" CROSSED PATTERN BRASS NOZZLE

· WASHER INCLUDED



PART #	SIZE	A	APPROX. WT. LBS.	LIST PRICE
30640	3/4"	2.89	0.25	---

4" CROSSED PATTERN BRASS NOZZLE

· WASHER INCLUDED



PART #	SIZE	A	APPROX. WT. LBS.	LIST PRICE
30638	3/4"	3.80	0.50	---

· WASHER INCLUDED



Adjustable Spray

PART #	SIZE		LIST PRICE
30600	5-1/2"	Zinc Alloy spray nozzle with insulated handle soft grip and front thread protector	---

· WASHER INCLUDED



Lead Free

PART #	SIZE		LIST PRICE
30620	4-1/4"	Zinc Alloy spray nozzle	---

· WASHER INCLUDED



Lead Free
Adjustable Spray

PART #	SIZE		LIST PRICE
30609	5-1/4"	Zinc Alloy spray nozzle with easily adjustable brass head and plastic grip	---

· WASHER INCLUDED



PART #	SIZE		LIST PRICE
30630	4-1/2"	Plastic spray nozzle	---

WARNING: This product can expose you to chemicals, including lead, which are known to the State of California to cause cancer and birth defects or other reproductive harm. For more information, visit www.P65Warnings.ca.gov

SAE 45° FLARE



Tube O.D.	1/8	3/16	1/4	5/16	3/8	7/16	1/2	5/8	3/4
Thread Size-B	5/16-24	3/8-24	7/16-20	1/2-20	5/8-18	11/16-16	3/4-16	7/8-14	1-1/16-14

▪Typical Application
LP and natural gas, flammable liquids, instrumentation, refrigeration, power steering, hydraulic and pneumatic systems.

▪Working Pressure Ranges
Temperature and type of tubing used are important factors. However, the following table is a good guide for proper selection. Temperature 73^{0}F with copper tubing:

PSI	Tube O.D. (in.)	Tube Wall (in.)
2800	1/8	.030
1900	3/16	.030
1400	1/4	.030
1200	5/16	.032
1000	3/8	.032
750	1/2	.032
650	5/8	.035
550	3/4	.035
450	7/8	.035

▪Vibration
Good resistance - use long nut when greater vibration resistance is required.

▪Temperature Range
-65^{0}F to +250^{0}F (-53^{0}C to +121^{0}C) range at maximum operating pressures.

▪Used With
Copper, brass, aluminum and steel hydraulic tubing that can be flared.

▪ Tolerance
+/- .03 on all dimensions. Dimension data can change without notice. Please call us when dimensions are critical.

▪ Approvals:
Meets functional requirements of SAE J530, J531

Assembly Instructions
1- Cut tubing to desired length. Make sure all burrs are removed and ends are cut square.
2- Slide nut on tube. Threaded end "A" of nut must face out.
3- Flare end of tube with a 45^0 flaring tool.
a-Measure flare diameter.
b- Examine flare for excessive thin out.
4- Lubricate threads and assemble to fitting body. Nut should be turned hand tight.
5- Tighten assembly with wrench until a solid feeling is encountered. From that point, apply a one-sixth turn.
Note: Do not over-torque as it may damage the fitting or split the tubing at the flare.



▪ See Lead Free Flare Fittings

Actual O.D. of Flare Fittings



WARNING: This product can expose you to chemicals, including lead, which are known to the State of California to cause cancer and birth defects or other reproductive harm. For more information, visit www.P65Warnings.ca.gov

SAE 45° FLARE
BRASS FITTINGS

SHORT ROD NUT



41S
411S

SAE# 010110

PART #	THREAD SIZE UNF	THREAD	A	HEX	APPROX. WT. LBS.	LIST PRICE
10013	1/8"	5/16-24	0.50	0.37	0.01	---
10014	3/16"	3/8-24	0.62	0.43	0.02	---
10015	1/4"	7/16-20	0.75	0.56	0.03	---
10015L	1/4"	7/16-20	0.75	0.50	0.03	---
10016	5/16"	1/2-20	0.88	0.62	0.04	---
10017L	3/8"	5/8-18	0.77	0.75	0.05	---
10017	3/8"	5/8-18	1.00	0.75	0.04	---
10018	7/16"	11/16-16	1.06	0.81	0.06	---
10019L	1/2"	3/4-16	0.93	0.87	0.06	---
10019	1/2"	3/4-16	1.12	0.87	0.09	---
10020L	5/8"	7/8-14	1.08	1.00	0.10	---
10020	5/8"	7/8-14	1.31	1.06	0.15	---
10021	3/4"	1-1/16-14	1.50	1.25	0.24	---
10022	7/8"	1-1/4-12	1.62	1.50	0.36	---
10026	1"	1-3/8-12	1.81	1.62	0.44	---
10023*	3/8" x 1/4"		0.74	0.81	0.06	---
10024*	1/2" x 3/8"		0.86	0.94	0.10	---
10025*	5/8" x 1/2"		0.99	1.06	0.12	---

*Reducing

20910 41FS 1110 N1 41FX 441S 'L'

LONG ROD NUT



41L

SAE# 010111

PART #	THREAD SIZE UNF	A	HEX	APPROX. WT. LBS.	LIST PRICE
10001	1/8"	0.75	0.37	0.01	---
10002	3/16"	0.81	0.43	0.02	---
10003L	1/4"	0.98	0.55	0.03	---
10003	1/4"	0.94	0.56	0.03	---
10004	5/16"	1.12	0.62	0.04	---
10005	3/8"	1.31	0.75	0.06	---
10006	1/2"	1.62	0.87	0.12	---
10007	5/8"	1.88	1.06	0.20	---
10008	3/4"	2.19	1.25	0.34	---

41FL N2 241 441 41

"L" means light pattern.

These fittings are completely interchangeable with full pattern fittings, but have been modified in some way. This modification is usually in the length of the pipe threads. Used in plumbing and light industrial applications.

LONG FORGED NUT



640L
641L

SAE# 010167

PART #	THREAD SIZE UNF	A	HEX	APPROX. WT. LBS.	LIST PRICE
10028	1/4"	0.94	0.62	0.05	---
10030	3/8"	1.06	0.81	0.08	---
10031	1/2"	1.19	0.94	0.12	---
10032	5/8"	1.44	1.06	0.26	---
10033	3/4"	1.75	1.31	0.35	---

41FF 39 N4 14FL 641

WARNING: This product can expose you to chemicals, including lead, which are known to the State of California to cause cancer and birth defects or other reproductive harm. For more information, visit www.P65Warnings.ca.gov

SAE 45° FLARE
BRASS FITTINGS

SHORT FORGED NUT



641S
6401S
SAE# 010166

PART #	THREAD SIZE UNF	A	HEX	APPROX. WT. LBS.	LIST PRICE
10038	3/16″	0.56	0.50	0.02	---
10039	1/4″	0.60	0.62	0.04	---
10040	5/16″	0.66	0.69	0.04	---
10041	3/8″	0.70	0.81	0.06	---
10042	1/2″	0.82	0.94	0.08	---
10043	5/8″	0.95	1.06	0.12	---
10044	3/4″	1.16	1.31	0.22	---
10045	7/8″	1.18	1.38	0.30	---

14FS 41FFS 40 641-S 1116 NS4

EXTRA HEAVY SHORT FORGED NUT



641SH
6401SXH

PART #	THREAD SIZE UNF	A	HEX	APPROX. WT. LBS.	LIST PRICE
10046	1/4″	0.63	0.75	0.04	---
10047	3/8″	0.72	0.88	0.06	---
10048	1/2″	0.88	1.00	0.08	---
10049	5/8″	0.98	1.12	0.12	---

NSA

FORGED REDUCING NUT



660
662S

PART #	FEMALE FLARE X OD	A	HEX	APPROX. WT. LBS.	LIST PRICE
10051	5/16" x 1/4"	0.66	0.75	0.06	---
10052	3/8″ x 1/4″	0.72	0.81	0.06	---
10053	3/8" x 5/16"	0.72	0.81	0.08	---
10054	1/2″ x 3/8″	0.81	0.94	0.08	---
10055	5/8" x 3/8"	0.96	1.12	0.15	---
10056	5/8″ x 1/2″	0.97	1.06	0.12	---
10057	3/4" x 1/2"				---
10058	3/4″ x 5/8″	1.17	1.31	0.30	---

NSR4 14FS 41FRS 40R 662-S

FLARED PLUG



39
439

PART #	THREAD SIZE UNF	A	HEX	APPROX. WT. LBS.	LIST PRICE
10062	1/8"	0.53	0.34	0.01	
10063	3/16″	0.59	0.50	0.02	---
10064	1/4″	0.69	0.43	0.02	---
10065	5/16″	0.78	0.50	0.04	---
10066	3/8″	0.88	0.62	0.06	---
10067	1/2″	1.06	0.75	0.10	---
10068	5/8″	1.19	0.87	0.14	---
10069	3/4"	1.32	1.06	0.22	---

58 639F PF 57 P2 2229 439

WARNING: This product can expose you to chemicals, including lead, which are known to the State of California to cause cancer and birth defects or other reproductive harm. For more information, visit www.P65Warnings.ca.gov

SAE 45° FLARE
BRASS FITTINGS

FLARED CAP



40
440

PART #	THREAD SIZE UNF	A	HEX	APPROX. WT. LBS.	LIST PRICE
10073	1/8"	0.46	0.37	0.02	
10074	3/16"	0.47	0.50	0.02	---
10075	1/4"	0.48	0.50	0.02	---
10076	5/16"	0.62	0.62	0.04	---
10077	3/8"	0.58	0.75	0.03	---
10078	1/2"	0.69	0.81	0.14	---
10079	5/8"	0.81	0.94	0.20	---
10080	3/4"	1.17	1.37	0.30	---

640F 41FC 56 N5 2129 54 440

FINGER TIGHTENING CAP



NFTS
FTC5
- Neoprene
- **O-Ring Included**

PART #	THREAD SIZE UNF	A	APPROX. WT. LBS.	LIST PRICE
10081	1/4"	0.62	0.02	---
10082	3/8"	0.70	0.03	---

NFT5

COPPER GASKET

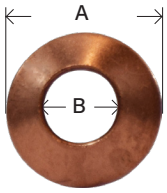

463
SAE# 010113

PART #	SIZE	A	B	APPROX. WT. LBS.	LIST PRICE
10084	3/16"	0.31	0.12	0.01	---
10085	1/4"	0.36	0.19	0.01	---
10086	5/16"	0.42	0.22	0.01	---
10087	3/8"	0.55	0.28	0.01	---
10088	1/2"	0.66	0.41	0.01	---
10089	5/8"	0.77	0.50	0.01	---
10090	3/4"	0.95	0.62	0.01	---

B2 2GF 6251 FG 157 59 46

COPPER BONNET



464
SAE# 010114

PART #	SIZE	A	B	APPROX. WT. LBS.	LIST PRICE
10095	1/4"	0.22	0.36	0.01	---
10097	3/8"	0.34	0.55	0.01	---
10098	1/2"	0.41	0.66	0.01	---
10099	5/8"	0.44	0.77	0.01	---
10100	3/4"	0.56	0.95	0.01	---

B1 3GF 64C 57 156 FB 695 464

WARNING: This product can expose you to chemicals, including lead, which are known to the State of California to cause cancer and birth defects or other reproductive harm. For more information, visit www.P65Warnings.ca.gov

SAE 45° FLARE
BRASS FITTINGS

MALE BALL CHECK CONNECTOR



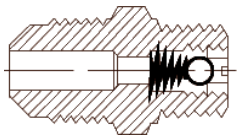

43
403

PART #	MALE FLARE X MALE NPTF	A	HEX	APPROX. WT. LBS.	LIST PRICE
10131*	1/4" x 1/8"	1.06	0.43		---
10256WC	1/4" x 1/4"	1.24	0.6	0.04	---
10133*	3/8" x 1/4"	1.31	0.62	0.08	---

43A

* Note: Ball & Spring position may be reversed to change flow/check position. Min working pressure 3 PSI.

UNION

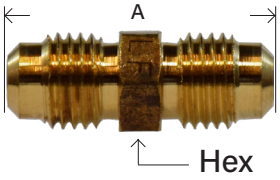

42
402
SAE# 010101

PART #	THREAD SIZE UNF	A	HEX	APPROX. WT. LBS.	LIST PRICE
10104	1/8"	0.91	0.31	0.02	---
10105	3/16"	1.06	0.37	0.02	---
10106L	1/4"	1.19	0.43	0.03	---
10106	1/4"	1.19	0.43	0.03	---
10106SS*	1/4"	1.19	0.43	0.03	---
10107	5/16"	1.34	0.50	0.05	---
10108L	3/8"	1.50	0.62	0.09	---
10108	3/8"	1.50	0.62	0.09	---
10108SS*	3/8"	1.50	0.62	0.09	---
10109L	1/2"	1.67	0.75	0.12	---
10109	1/2"	1.81	0.75	0.14	---
10110L	5/8"	2.00	0.87	0.20	---
10110	5/8"	2.12	0.87	0.20	---
10111	3/4"	2.44	1.06	0.35	---
10112	7/8"	2.72	1.25	0.52	---

*Stainless Steel

42F U2

"L" means light pattern.

These fittings are completely interchangeable with full pattern fittings, but have been modified in some way. This modification is usually in the length of the pipe threads. Used in plumbing and light industrial applications.

REDUCING UNION



42R
506

PART #	THREAD SIZE UNF	A	HEX	APPROX. WT. LBS.	LIST PRICE
10115	1/4" x 1/8"	1.11	0.44	0.03	---
10116	1/4" x 3/16"	1.12	0.44	0.03	---
10117	5/16" x 1/4"	1.28	0.50	0.04	---
10118	3/8" x 1/4"	1.38	0.62	0.06	---
10119	3/8" x 5/16"	1.44	0.62	0.08	---
10120	1/2" x 1/4"	1.53	0.75	0.10	---
10121	1/2" x 3/8"	1.69	0.75	0.10	---
10122	5/8" x 3/8"	1.88	0.87	0.17	---
10123	5/8" x 1/2"	1.87	0.87	0.14	---
10126	3/4" x 1/2"	2.18	1.06	0.26	---
10127	3/4" x 5/8"	2.20	1.06	0.27	---

656F UR2 42-R

WARNING: This product can expose you to chemicals, including lead, which are known to the State of California to cause cancer and birth defects or other reproductive harm. For more information, visit www.P65Warnings.ca.gov

SAE 45° FLARE
BRASS FITTINGS

UNION TEE

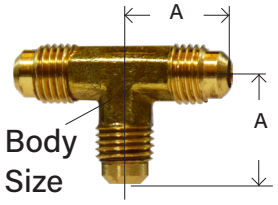

Forged Tee

44F
404
244
SAE# 010401

PART #	THREAD SIZE UNF	A	BODY SIZE	APPROX. WT. LBS.	LIST PRICE
10157	1/8″	0.67	0.36	0.04	---
10158	3/16″	0.75	0.36	0.06	---
10159	1/4″	0.78	0.36	0.06	---
10160	5/16″	0.91	0.44	0.10	---
10161	3/8″	1.00	0.44	0.12	---
10162	1/2″	1.16	0.59	0.19	---
10163	5/8″	1.41	0.69	0.30	---
10164	3/4″	1.64	0.88	0.53	---
10165	7/8″	1.75	1.25	0.93	---

244F T2 144F

REDUCING TEE 1 x 2 x 3

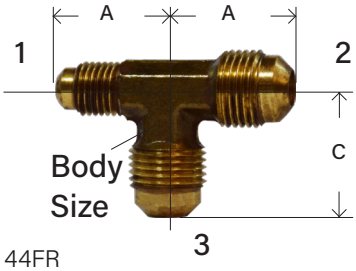

44FR
509

PART #	THREAD SIZE UNF 1X2X3	A	C	BODY SIZE	APPROX. WT. LBS.	LIST PRICE
10170	1/4″ x 1/4″ x 3/8″	0.91	1.00	0.44	0.10	---
10174	3/8" x 3/8" x 1/4"	1.00	0.88	0.44	0.11	---
10175	3/8″ x 3/8″ x 1/2″	1.00	1.19	0.59	0.14	---
10176	3/8″ x 3/8″ x 5/8″	1.16	1.44	0.69	0.16	---
10178	1/2" x 3/8" x 3/8"	1.16	1.12	0.59	0.18	---
10181	1/2″ x 1/2″ x 3/8″	1.16	1.12	0.59	0.19	---
10188	5/8" x 5/8" x 3/8"	1.38	1.16	0.69	0.30	---
10189	5/8″ x 5/8″ x 1/2″	1.38	1.28	0.69	0.28	---

144F TR2 659F 684F 44R

MALE BRANCH TEE

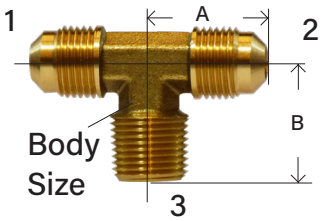

Forged Tee

45R
245
405
SAE# 010425

PART #	MALE FLARE X MALE NPT (1&2)X3	A	B	BODY SIZE	APPROX. WT. LBS.	LIST PRICE
10203	3/16″ x 1/8″	0.75	0.75	0.36	0.10	---
10204B	1/4" x 1/8"					---
10204	1/4″ x 1/8″	0.78	0.75	0.36	0.05	---
10205	1/4″ x 1/4″	0.88	0.88	0.44	0.08	---
10207	5/16″ x 1/8″	0.89	0.78	0.44	0.08	---
10208	5/16″ x 1/4″	0.94	0.94	0.44	0.08	---
10209	3/8″ x 1/8″	1.00	0.91	0.44	0.14	---
10210	3/8″ x 1/4″	1.00	0.94	0.44	0.12	---
10211	3/8″ x 3/8″	1.00	1.00	0.47	0.13	---
10212	3/8″ x 1/2″	1.12	1.22	0.69	0.22	---
10213	1/2″ x 1/4″	1.16	1.00	0.59	0.20	---
10214	1/2″ x 3/8″	1.16	1.14	0.59	0.19	---
10215	1/2″ x 1/2″	1.22	1.22	0.69	0.24	---
10216	1/2″ x 3/4″	1.38	1.41	0.88	0.22	---
10217	5/8" x 3/8"	1.38	1.25	0.69	0.24	---
10218	5/8″ x 1/2″	1.41	1.31	0.69	0.29	---
10220	3/4" x 1/2"	1.63	1.59	0.88	0.49	---

T1 145F 45

WARNING: This product can expose you to chemicals, including lead, which are known to the State of California to cause cancer and birth defects or other reproductive harm. For more information, visit www.P65Warnings.ca.gov

SAE 45° FLARE
BRASS FITTINGS

FEMALE ADAPTER



46
246
406

SAE# 010103

PART #	MALE FLARE X FEMALE NPTF	A	HEX	APPROX. WT. LBS.	LIST PRICE
10222	1/8" x 1/8"				---
10227	3/16" x 1/8"	0.97	0.56	0.03	---
10228L	1/4" x 1/8"	1.03	0.56	0.03	---
10228	1/4" x 1/8"	1.03	0.56	0.04	---
10229L	1/4" x 1/4"	1.06	0.68	0.06	---
10229	1/4" x 1/4"	1.23	0.68	0.07	---
10230	1/4" x 3/8"	1.18	0.81	0.08	---
10231	1/4" x 1/2"	1.31	0.94	0.06	---
10232	5/16" x 1/8"	1.06	0.56	0.05	---
10233	5/16" x 1/4"	1.28	0.68	0.08	---
10223	5/16" x 3/8"				---
10225	5/16" x 1/2"				---
10234	3/8" x 1/8"	1.09	0.62	0.08	---
10235L	3/8" x 1/4"	1.25	0.68	0.08	---
10235	3/8" x 1/4"	1.31	0.81	0.08	---
10236L	3/8" x 3/8"	1.25	0.81	0.08	---
10236	3/8" x 3/8"	1.25	0.81	0.10	---
10237L	3/8" x 1/2"	1.31	0.94	0.08	---
10237	3/8" x 1/2"	1.60	1.00	0.16	---
10238	3/8" x 3/4"	1.41	1.18	0.11	---
10239	1/2" x 1/4"	1.37	0.75	0.10	---
10240L	1/2" x 3/8"	1.38	0.81	0.12	---
10240	1/2" x 3/8"	1.50	0.81	0.14	---
10241L	1/2" x 1/2"	1.42	0.94	0.10	---
10241	1/2" x 1/2"	1.75	1.00	0.12	---
10242L	1/2" x 3/4"	1.40	1.10	0.16	---
10242	1/2" x 3/4"	1.60	1.12	0.16	---
10243	5/8" x 3/8"	1.24	0.87	0.12	---
10244L	5/8" x 1/2"	1.51	0.86	0.15	---
10244	5/8" x 1/2"	1.62	0.94	0.12	---
10245	5/8" x 3/4"	1.65	1.12	0.17	---
10246	3/4" x 1/2"	1.74	1.18	0.32	---
10247	3/4" x 3/4"	1.75	1.18	0.22	---
10248	7/8" x 3/4"	1.94	1.31	0.26	---

"L" means light pattern.

These fittings are completely interchangeable with full pattern fittings, but have been modified in some way. This modification is usually in the length of the pipe threads. Used in plumbing and light industrial applications.

WARNING: This product can expose you to chemicals, including lead, which are known to the State of California to cause cancer and birth defects or other reproductive harm. For more information, visit www.P65Warnings.ca.gov

SAE 45° FLARE
BRASS FITTINGS

MALE ADAPTER



48
248
408

SAE# 010102

*Stainless Steel

"L" means light pattern.

These fittings are completely interchangeable with full pattern fittings, but have been modified in some way. This modification is usually in the length of the pipe threads. Used in plumbing and light industrial applications.

PART #	MALE FLARE X MALE NPTF	A	HEX	APPROX. WT. LBS.	LIST PRICE
10253	1/8″ x 1/8″	0.92	0.43	0.02	---
10254	3/16″ x 1/8″	1.00	0.43	0.03	---
10252	3/16" x 1/4"				---
10255L	1/4″ x 1/8″	1.06	0.43	0.03	---
10255	1/4″ x 1/8″	1.06	0.43	0.04	---
10256L	1/4″ x 1/4″	1.15	0.56	0.03	---
10256	1/4″ x 1/4″	1.25	0.56	0.04	---
10256SS*	1/4" x 1/4"				---
10257	1/4″ x 3/8″	1.31	0.68	0.06	---
10258	1/4″ x 1/2″	1.44	0.87	0.11	---
10259L	5/16″ x 1/8″	1.15	0.50	0.04	---
10259	5/16″ x 1/8″	1.16	0.50	0.04	---
10260L	5/16″ x 1/4″	1.31	0.56	0.06	---
10260	5/16″ x 1/4″	1.34	0.56	0.06	---
10261	5/16″ x 3/8″	1.38	0.68	0.08	---
10251	5/16" x 1/2"				---
10262	3/8″ x 1/8″	1.25	0.62	0.07	---
10262L	3/8" x 1/8"				
10263L	3/8″ x 1/4″	1.31	0.62	0.06	---
10263	3/8″ x 1/4″	1.44	0.62	0.08	---
10263SS*	3/8" x 1/4"				
10264L	3/8″ x 3/8″	1.37	0.68	0.09	---
10264	3/8″ x 3/8″	1.42	0.68	0.09	---
10264SS	3/8" x 3/8"				
10265L	3/8″ x 1/2″	1.44	0.89	0.12	---
10265	3/8″ x 1/2″	1.69	0.87	0.14	---
10265SS*	3/8" x 1/2"				---
10266	3/8″ x 3/4″	1.81	1.06	0.18	---
10267	1/2″ x 1/4″	1.60	0.75	0.11	---
10268L	1/2″ x 3/8″	1.46	0.75	0.10	---
10268	1/2″ x 3/8″	1.62	0.75	0.12	---
10269L	1/2″ x 1/2″	1.62	0.87	0.13	---
10269	1/2″ x 1/2″	1.79	0.87	0.15	---
10269EH	1/2" x 1/2"				---
10270	1/2″ x 3/4″	1.75	1.06	0.22	---
10270EH	1/2" x 3/4"				---
10271	5/8″ x 1/4″	1.81	0.87	0.14	---
10272L	5/8″ x 3/8″	1.67	0.87	0.14	---
10272	5/8″ x 3/8″	1.81	0.87	0.18	---
10273L	5/8″ x 1/2″	1.80	0.87	0.11	---
10273	5/8″ x 1/2″	2.00	0.87	0.20	---
10274	5/8″ x 3/4″	1.85	1.06	0.21	---
10275	3/4″ x 1/2″	2.19	1.06	0.28	---
10276	3/4″ x 3/4″	2.08	1.06	0.28	---
10277	7/8″ x 1/2″	2.22	1.25	0.52	---
10278	7/8″ x 3/4″	2.35	1.25	0.41	---
10279	1″ x 3/4″	2.44	1.43	0.53	---
10280	1″ x 1″	2.44	1.43	0.53	---

WARNING: This product can expose you to chemicals, including lead, which are known to the State of California to cause cancer and birth defects or other reproductive harm. For more information, visit www.P65Warnings.ca.gov

SAE 45° FLARE
BRASS FITTINGS

90° MALE ELBOW

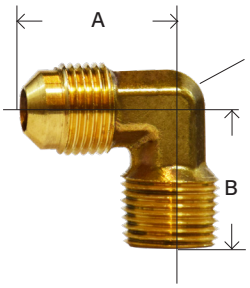

Forged Elbow

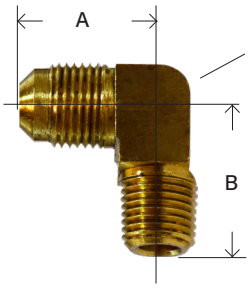

*Barstock Elbow

49
249
409

SAE# 010202

PART #	MALE FLARE X MALE NPTF	A	B	BODY SIZE	APPROX. WT. LBS.	LIST PRICE
10283	1/8″ x 1/8″	0.63	0.73	0.37	0.04	---
10283B*	1/8″ x 1/8″	0.62	0.69	0.43	0.04	---
10284	3/16″ x 1/8″	0.75	0.75	0.38	0.04	---
10284B*	3/16″ x 1/8″	0.75	0.75	0.43	0.06	---
10285	3/16″ x 1/4″	0.81	0.88	0.44	0.08	---
10286	1/4″ x 1/8″	0.84	0.78	0.38	0.04	---
10286L	1/4″ x 1/8″	0.96	0.80	0.37	0.04	---
10286B*	1/4″ x 1/8″	0.81	0.78	0.47	0.05	---
10287	1/4″ x 1/4″	0.81	0.88	0.44	0.05	---
10287B*	1/4″ x 1/4″	0.91	0.93	0.59	0.08	---
10288	1/4″ x 3/8″	0.91	0.91	0.47	0.08	---
10289	1/4″ x 1/2″	1.03	1.09	0.59	0.10	---
10290	5/16″ x 1/8″	0.91	0.88	0.44	0.06	---
10290B*	5/16″ x 1/8″	0.91	0.78	0.52	0.06	---
10291	5/16″ x 1/4″	0.98	0.96	0.44	0.08	---
10291B*	5/16″ x 1/4″	0.95	0.92	0.62	0.08	---
10292	5/16″ x 3/8″	1.06	1.09	0.59	0.08	---
10293	3/8″ x 1/8″	1.00	0.91	0.53	0.08	---
10293B*	3/8″ x 1/8″	1.03	0.91	0.65	0.08	---
10294	3/8″ x 1/4″	1.01	0.89	0.48	0.08	---
10294B*	3/8″ x 1/4″	0.97	1.04	0.68	0.11	---
10295	3/8″ x 3/8″	1.00	0.88	0.47	0.10	---
10295L	3/8″ x 3/8″	0.95	0.89	0.46	0.11	---
10295B*	3/8″ x 3/8″	1.06	1.09	0.69	0.12	---
10296	3/8″ x 1/2″	1.10	1.09	0.59	0.12	---
10297	3/8″ x 3/4″	1.25	1.31	0.81	0.12	---
10298	1/2″ x 1/4″	1.19	1.00	0.59	0.12	---
10298B*	1/2″ x 1/4″	1.22	1.19	0.81	0.12	---
10299	1/2″ x 3/8″	1.10	1.00	0.59	0.13	---
10299B*	1/2″ x 3/8″	1.22	1.12	0.77	0.18	---
10300	1/2″ x 1/2″	1.16	1.13	0.59	0.14	---
10300B*	1/2″ x 1/2″	1.26	1.26	0.94	0.26	---
10301	1/2″ x 3/4″	1.42	1.25	0.81	0.24	---
10311	5/8″ x 1/4″	1.34	1.13	0.72	0.28	---
10302	5/8″ x 3/8″	1.35	1.22	0.72	0.20	---
10302B*	5/8″ x 3/8″	1.41	1.25	0.94	0.20	---
10303	5/8″ x 1/2″	1.35	1.22	0.72	0.20	---
10303L	5/8″ x 1/2″	1.29	1.11	0.70	0.20	---
10303B*	5/8″ x 1/2″	1.41	1.38	0.94	0.20	---
10304	5/8″ x 3/4″	1.44	1.31	0.81	0.25	---
10305	3/4″ x 1/2″	1.67	1.50	0.88	0.34	---
10306	3/4″ x 3/4″	1.67	1.63	0.88	0.30	---
10306B*	3/4" x 3/4"	1.60	1.62	0.91	0.32	---
10307	7/8″ x 3/4″	1.75	1.68	1.00	0.44	---
10309	1" x 1"	1.94	1.75	1.25	0.78	---

WARNING: This product can expose you to chemicals, including lead, which are known to the State of California to cause cancer and birth defects or other reproductive harm. For more information, visit www.P65Warnings.ca.gov

249F 49 E1 149F

Dimension data can change without notice. Please check when dimensions are critical.

SAE 45° FLARE
BRASS FITTINGS

90° FEMALE ELBOW

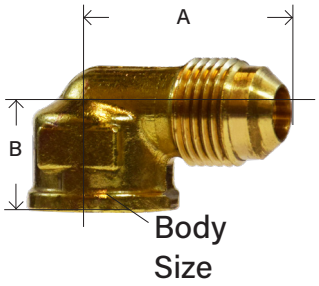

Forged Elbow



50F
250
500
SAE# 010203
* Barstock

PART #	MALE FLARE X FEMALE NPTF	A	B	BODY SIZE	APPROX. WT. LBS.	LIST PRICE
10312	3/16" x 1/8"	0.81	0.44	0.56	0.05	---
10313	1/4" x 1/8"	0.90	0.46	0.56	0.06	---
10314	1/4" x 1/4"	0.97	0.59	0.75	0.08	---
10315	1/4" x 3/8"	1.03	0.57	0.81	0.09	---
10333	1/4" x 1/2"	1.08	0.66	1.00	0.12	---
10316	5/16" x 1/8"	0.94	0.88	0.45	0.08	---
10317	5/16" x 1/4"	1.03	0.58	0.75	0.06	---
10318	3/8" x 1/8"	1.00	0.88	0.47	0.10	---
10319	3/8" x 1/4"	1.06	0.59	0.75	0.09	---
10320	3/8" x 3/8"	1.06	0.57	0.81	0.10	---
10320B*	3/8" x 3/8"	1.10	0.75	0.82	0.16	---
10321	3/8" x 1/2"	1.16	0.66	1.00	0.14	---
10321L	3/8" x 1/2"	1.21	0.42	0.96	0.13	---
10322	3/8" x 3/4"	1.28	0.72	1.25	0.12	---
10323	1/2" x 1/4"	1.25	0.70	0.88	0.13	---
10324	1/2" x 3/8"	1.25	0.70	0.88	0.12	---
10325	1/2" x 1/2"	1.29	0.72	1.00	0.18	---
10325L	1/2" x 1/2"	1.24	0.71	0.98	0.17	---
10326	1/2" x 3/4"	1.41	0.72	1.25	0.20	---
10327	5/8" x 3/8"	1.35	1.22	0.72	0.22	---
10328	5/8" x 1/2"	1.38	0.75	1.00	0.20	---
10329	5/8" x 3/4"	1.50	0.76	1.25	0.28	---
10330	3/4" x 1/2"	1.63	1.06	1.06	0.42	---
10331	3/4" x 3/4"	1.88	1.06	1.31	0.40	---

E3 50 150F

FORGED MALE RUN TEE

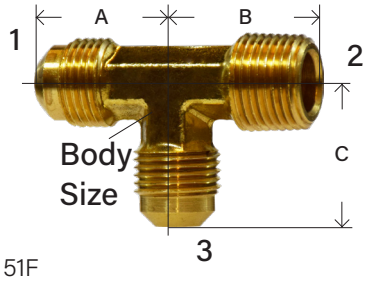

51F
501

PART #	MALE FLARE X MALE NPTF (1&3) X 2	A	B	C	BODY SIZE	APPROX. WT. LBS.	LIST PRICE
10343	3/16" x 1/8"	0.75	0.75	0.75	0.37	0.05	---
10344	1/4" x 1/8"	0.78	0.75	0.78	0.37	0.06	---
10345	1/4" x 1/4"	0.88	0.88	0.88	0.44	0.08	---
10347	5/16" x 1/8"	0.88	0.80	0.88	0.44	0.08	---
10350	3/8" x 1/4"	1.00	0.94	1.00	0.44	0.12	---
10351	3/8" x 3/8"	1.00	1.00	1.00	0.47	0.10	---
10352	3/8" x 1/2"	1.12	1.22	1.12	0.69	0.12	---
10354	1/2" x 3/8"	1.16	1.09	1.16	0.59	0.18	---
10355	1/2" x 1/2"	1.22	1.22	1.22	0.69	0.22	---

T3 151F 51

WARNING: This product can expose you to chemicals, including lead, which are known to the State of California to cause cancer and birth defects or other reproductive harm. For more information, visit www.P65Warnings.ca.gov

Dimension data can change without notice. Please see our website when dimensions are critical.

SAE 45° FLARE
BRASS FITTINGS

FORGED FLARE CROSS

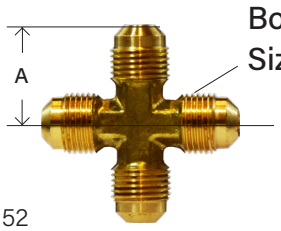

52
502
SAE# 010501

PART #	THREAD SIZE UNF	A	BODY SIZE	APPROX. WT. LBS.	LIST PRICE
10373	1/4″	0.88	0.44	0.10	---
10375	3/8″	1.00	0.44	0.16	---
10376	1/2″	1.16	0.59	0.24	---

455 C1 147F 52

FORGED ADAPTER TEE / SERVICE TEE

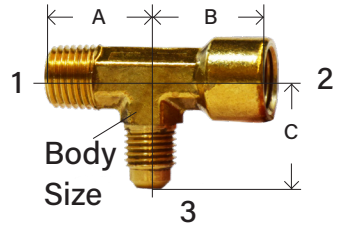

53
503

PART #	SIZE 1 X 2 X 3	A	B	C	BODY SIZE	APPROX. WT. LBS.	LIST PRICE
10382	1/8″ x 1/8″ x 1/4″	0.72	0.53	0.80	0.47	0.08	---
10383	1/4″ x 1/4″ x 1/4″	0.88	1.00	0.91	0.47	0.11	---

T17 53

FORGED 90° FLARE ELBOW

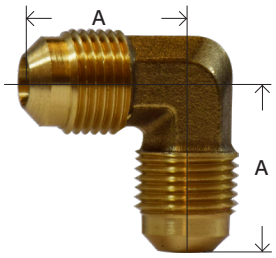

55F
505
* Barstock

PART #	THREAD SIZE UNF	A	APPROX. WT. LBS.	LIST PRICE
10405	3/16″	0.75	0.06	---
10406	1/4″	0.81	0.08	---
10407	5/16″	0.91	0.10	---
10408	3/8″	1.00	0.10	---
10409	1/2″	1.16	0.14	---
10410	5/8″	1.41	0.22	---
10411	3/4″	1.66	0.68	---
10412	7/8″	1.81	0.82	---

E2 155F

FORGED REDUCING ELBOW

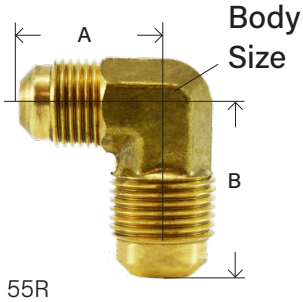

55R
507

PART #	MALE FLARE X MALE FLARE	A	B	BODY SIZE	APPROX. WT. LBS.	LIST PRICE
10416	3/8″ x 1/4″	1.00	0.88	0.47	0.08	---
10419	1/2″ x 3/8″	1.19	1.02	0.59	0.14	---
10420	5/8" x 3/8"					
10421	5/8″ x 1/2″	1.34	1.23	0.72	0.21	---

ER2 657F 55R

WARNING: This product can expose you to chemicals, including lead, which are known to the State of California to cause cancer and birth defects or other reproductive harm. For more information, visit www.P65Warnings.ca.gov

SAE 45° FLARE
BRASS FITTINGS

45° ELBOW



Forged

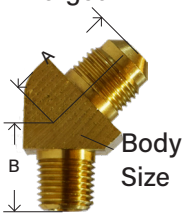

Barstock

54
4945
40945
SAE# 010302
* Barstock

PART #	MALE FLARE X MALE NPTF	A	B	BODY SIZE	APPROX. WT. LBS.	LIST PRICE
10448	1/4" x 1/8"	0.67	0.64	0.41	0.04	---
10448B*	1/4" x 1/8"	0.67	0.64	0.44	0.04	---
10449	1/4" x 1/4"	0.75	0.86	0.53	0.07	---
10449B	1/4" x 1/4"					---
10447	1/4" x 3/8"					---
10450	5/16" x 1/8"	0.78	0.64	0.53	0.06	---
10451	5/16" x 1/4"	0.81	0.86	0.53	0.07	---
10452	3/8" x 1/4"	0.91	0.86	0.53	0.09	---
10452B*	3/8" x 1/4"	0.89	0.86	0.64	0.12	---
10453	3/8" x 3/8"	0.93	0.94	0.59	0.11	---
10453B	3/8" x 3/8"					
10454	3/8" x 1/2"	0.99	1.17	0.75	0.19	---
10455	1/2" x 3/8"	1.07	0.88	0.59	0.12	---
10455B*	1/2" x 3/8"	1.06	0.94	0.76	0.18	---
10456	1/2" x 1/2"	1.12	1.18	0.75	0.20	---
10456B	1/2" x 1/2"					
10460	5/8" x 3/8"	1.13	0.95	0.81	0.22	---
10457	5/8" x 1/2"	1.12	1.17	0.78	0.18	---
10458	3/4" x 1/2"	1.28	1.16	0.88	0.26	---
10459	3/4" x 3/4"	1.41	1.20	0.88	0.31	---

E145 54 159F 654F 59FF 254 47 4945

FEMALE 45° FLARE FITTINGS

UNION

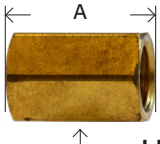

600
600F
SAE# 010107

PART #	FEMALE FLARE X FEMALE FLARE	A	HEX	APPROX. WT. LBS.	LIST PRICE
10135	1/4"	1.00	0.62	0.06	---
10136	3/8"	1.25	0.81	0.14	---
10137	1/2"	1.43	0.94	0.18	---
10138	5/8"	1.69	1.07	0.24	---
10139	3/4"	2.00	1.31	0.42	---

▪ Use with Copper Gasket

2310 U4 660HD 32

FEMALE FLARE ADAPTER



664
SAE# 010106

PART #	FEMALE FLARE X MALE NPTF	A	HEX	APPROX. WT. LBS.	LIST PRICE
10440	1/4" x 1/8"	0.91	0.62	0.05	---
10441	1/4" x 1/4"	1.01	0.62	0.06	---
10442	3/8" x 1/4"	1.28	0.81	0.10	---
10438	3/8" x 1/2"				
10443	1/2" x 3/8"	1.36	0.94	0.14	---
10444	1/2" x 1/2"	1.46	0.94	0.14	---

U5 664FHD 33 48-FF

FLARE REDUCER



601
SAE# 010105

PART #	MALE FLARE X FEMALE FLARE	A	HEX	APPROX. WT. LBS.	LIST PRICE
10462	1/4" x 3/8"	1.22	0.81	0.10	---
10461	1/4" x 1/2"	1.36	0.94	0.14	---
10463	3/8" x 1/4"	1.12	0.62	0.06	---
10464	3/8" x 1/2"	1.44	0.94	0.14	---
10473	3/8" x 5/8"	1.63	1.12	0.16	---
10467	1/2" x 3/8"	1.41	0.81	0.13	---
10468	1/2" x 5/8"	1.68	1.06	0.20	---
10491	5/8" x 3/8"				---
10469	5/8" x 1/2"	1.63	1.00	0.17	---
10470	5/8" x 3/4"	1.97	1.31	0.31	---
10471	3/4" x 5/8"				---

UR3 661FHD 227 46-FF

WARNING: This product can expose you to chemicals, including lead, which are known to the State of California to cause cancer and birth defects or other reproductive harm. For more information, visit www.P65Warnings.ca.gov

SAE 45° FLARE
BRASS FITTINGS

BRASS FLARE SWIVEL FITTINGS

FORGED SWIVEL



700
SAE# 010108

PART #	FEMALE FLARE UNF	A	HEX	APPROX. WT. LBS.	LIST PRICE
10481	1/4″	0.59	0.62	0.04	---
10482	5/16″	0.62	0.68	0.06	---
10483	3/8″	0.69	0.81	0.10	---
10483L	3/8"	0.63	0.80		---
10484	1/2″	0.81	0.94	0.16	---
10484L	1/2"	0.82	0.92		---
10485	5/8″	0.94	1.06	0.24	---
10486	3/4″	1.12	1.31	0.34	---

1350 US4 14FSV 34

REDUCING SWIVELS

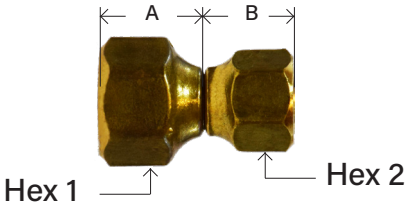

700R

PART #	FEMALE FLARE UNF	A	B	HEX 1	HEX 2	APPROX. WT. LBS.	LIST PRICE
10487	3/8″ x 1/4″	0.72	0.60	0.81	0.62	0.08	---
10488	1/2″ x 3/8″	0.84	0.70	0.94	0.81	0.12	---
10489	5/8″ x 1/2″	0.98	0.82	1.03	0.94	0.22	---

FORGED SWIVEL ELBOWS



701

PART #	MALE FLARE X FEMALE FLARE	A	B	HEX	APPROX. WT. LBS.	LIST PRICE
10493	1/4″	0.93	0.86	.563	0.12	---
10494	3/8″	1.13	1.1	.75	0.20	---
10495	1/2"	1.29	1.20	.88	0.25	---
10496	5/8"	1.50	1.30	1.00	0.37	---
10497	3/4"	1.83	1.60	1.25	0.54	---

ES4

FLARE SWEAT FITTINGS



PART #	FLARE X SWEAT	LIST PRICE
10600	1/4" x 1/4"	---
10612	3/8" x 3/8"	---

WARNING: This product can expose you to chemicals, including lead, which are known to the State of California to cause cancer and birth defects or other reproductive harm. For more information, visit www.P65Warnings.ca.gov

SPACE HEATER/ GAS RANGE FITTINGS

BRASS FITTINGS

SPACE HEATER FITTINGS

9/16-24 FINE THREAD FLARE NUT

#M-82SH

41FT
800



PART #	SIZE	LIST PRICE
14001	3/8	---

MALE ADAPTER

#M-83SH



PART #	SIZE	LIST PRICE
14016	3/8 x 3/8	---
14017	3/8 x 1/2	---

FEMALE ADAPTER

#M-80SH

46FT
805



PART #	SIZE	LIST PRICE
14018	3/8 x 3/8	---
14025	3/8 x 1/2	---

UNION



PART #	SIZE	LIST PRICE
14011	3/8	---

BRASS GAS RANGE FITTINGS

BRASS MALE ADAPTERS

15/16-16 FLARE THREAD

45RG
408RC



PART #	MALE FLARE X MALE NPTF	LIST PRICE
35132	1/2″ x 1/2″ (3/8″ FIP TAP)	---
35134	15/16″ x 1/2″	---
35135	15/16" x 3/4" (1/2" FIP TAP)	---

BRASS FEMALE ADAPTERS



PART #	FLARE X FIP	LIST PRICE
35136	15/16" x 1/2"	---
35142	15/16" x 3/4"	---

DRUM ADAPTERS



- Straight Thread

K1

SAE# 010165

PART #	MALE FLARE X FIP	LIST PRICE
50011	1/4″ x 1/2″	---
50001	1/4″ x 3/4″	---

RD IF K1

CAP



PART #	SIZE	LIST PRICE
35186	15/16"	---

WARNING: This product can expose you to chemicals, including lead, which are known to the State of California to cause cancer and birth defects or other reproductive harm. For more information, visit www.P65Warnings.ca.gov

TAILPIECE ASSEMBLY W/HEX HEAD NUT & STEM



PART #	LENGTH	LIST PRICE
34080	1/4 NPT X POL 2 LONG HARD NOSE 2 OAL	---
34082	MALE POL X 3/8 NPT	---

2906D ME352



PART #	LENGTH	LIST PRICE
34088	MPOL HARD NOSE 9/16-18 FE LH THREAD	---

ME1650



PART #	LENGTH	LIST PRICE
34084	MPOL X 1/4 HOSE BARB 7/8 HEX	---

ME5930 970JR

SOFT NOSE TAILPIECE ASSEMBLY



PART #	LENGTH	LIST PRICE
34060	1/4 NPT X POL 2.1 LONG #60 ORIFICE	---
34061	1/4 MPT X POL SOFT NOSE 2-1/2	---
34062	1/4 NPT POL SOFT NOSE #60 ORIFICE 2.3 LONG	---
34063	POL X 9/16-18 LH TAIL-PIECE SOFT NOSE	---
34064	1/4 NPT X POL SOFT NOSE 2 3/8 LONG	---

ME1638 2003-T-GH-60 2002 2018-L 2003-T 970S

HAND WHEEL POL ADAPTERS



PART #	LENGTH	LIST PRICE
34065	MPOL SOFT NOSE X 1/4 HOSE BARB BR.WHEEL	---

ME1656AR



PART #	LENGTH	LIST PRICE
34072	1/4 MPT POL SOFT NOSE W/PLASTIC WHEEL	---

ME1654



PART #	LENGTH	LIST PRICE
34073	1/4 MPT POL SOFT NOSE WITH BRASS WHEEL	---

ME1654AR



PART #	LENGTH	LIST PRICE
34074	MPOL SOFT NOSE X 1/4 HB W/PLASTIC WHEEL	---

ME1656

WARNING: This product can expose you to chemicals, including lead, which are known to the State of California to cause cancer and birth defects or other reproductive harm. For more information, visit www.P65Warnings.ca.gov

POL FITTINGS
BRASS FITTINGS

PROPANE MOTOR FUEL FILL ADAPTER



- Allows a standard POL fitting to be adapted to fill an engine fuel tank.

PART #	LENGTH	LIST PRICE
34079	FE POL X 1 3/4 ACME FUEL FILL ADPT	---

ME458 2017

FEMALE POL X MIP ADAPTER



PART #	LENGTH	LIST PRICE
34111	1/4 MPT X FE POL ADAPTER	---
34112	3/8 MPT X FE POL ADAPTER	---
34113	1/2 MPT X FE POL ADAPTER	---
34114	3/4 MPT X FE POL ADAPTER	---

2011-B ME285 2011-D 2011-E

FEMALE FPT X FEMALE POL ADAPTER



PART #	LENGTH	LIST PRICE
34120	1/4 FPT X FE POL	---
34121	3/8 FPT X FE POL	---
34122	1/2 FPT X FE POL	---
34123	3/4 FPT X FE POL	---

2016-B ME302 2016-D ME304

POL O-RING ONLY



PART #	LENGTH	LIST PRICE
34143	POL O-RING ONLY	---

C5-OR-POL 568-110-01

POL PLASTIC DUST PLUG



PART #	LENGTH	LIST PRICE
34160	POL PLASTIC DUST PLUG	---

ME970P

WARNING: This product can expose you to chemicals, including lead, which are known to the State of California to cause cancer and birth defects or other reproductive harm. For more information, visit www.P65Warnings.ca.gov

TEE CONNECTION



2000

PART #	PIPE SIZE	LIST PRICE
34001	1/4" Inverted flare x 1/4" MPT	---

41-1-390-0014 2000

TAILPIECE WITH FLATS



1/4 NPT
2001A

PART #	DESCRIPTION	LIST PRICE
34011	2.34 w/ wrench Flats	---
34012	2.13 w/ Hex	---

1001AUL 21605 M-2001-A 2002A 2001AHN

STANDARD NUT

7/8" Hex



2001B

PART #	PIPE SIZE	LIST PRICE
34016	.880-14 LH	---

2001B

TAILPIECE & NUT ASSEMBLY



2002AB

PART #	PIPE SIZE	LIST PRICE
34022	1/4	---

2002AB

POL CAP



2004

PART #	PIPE SIZE	LIST PRICE
34031	.880-14LH	---

ME1699 POL2004 1004A M-2004

POL PLUG WITH CHAIN



2014

PART #	DESCRIPTION	LIST PRICE
34141	POL PLUG WITH CHAIN	---

ME1691-1

SINGLE PIECE POL ADAPTER



2008

PART #	DESCRIPTION	LIST PRICE
34130	MALE POL X 1/4 FPT	---
34131	MALE POL X 1/2 FPT	---

ME351 ME357

ADAPTERS



35792
35810

PART #	PIPE SIZE	LIST PRICE
34041	3/8 Flare x .880-14LH	---
34046	1/2 Flare x .880-14LH	---
34051	5/8 Flare x .880-14LH	---

ME3510 2906E 2007

Plug



PART #	PIPE SIZE	LIST PRICE
34036		

WARNING: This product can expose you to chemicals, including lead, which are known to the State of California to cause cancer and birth defects or other reproductive harm. For more information, visit www.P65Warnings.ca.gov

JIC 37° FLARE STRAIGHTS

BRASS FITTINGS

STRAIGHT TUBE UNION



PART #	TUBE OD	TUBE THREAD	L	HEX	WORKING PRESSURE	LIST PRICE
28966	1/4	7/16-20	1.35	0.49	3250 psi	---
28969	3/8	9/16-18	1.41	0.63	3250 psi	---
28970	1/2	3/4-16	1.62	0.81	3250 psi	---
28971	3/4	1-1/16-12				

SBC 132403 HTXB

FEMALE STRAIGHT ADAPTER



PART #	TUBE OD	FEMALE NPTF	TUBE THREAD	L	HEX	WORKING PRESSURE	LIST PRICE
28957	1/4	1/8-27	7/16-20	1.19	0.56	3250 psi	---
28958	1/4	1/4-18	7/16-20	1.40	0.75	3250 psi	---
28959	3/8	1/4-18	9/16-18	1.40	0.75	3250 psi	---
28960	3/8	3/8-18	9/16-18	1.40	0.88	3250 psi	---
28961	1/2	3/8-18	3/4-16	1.56	0.88	3250 psi	---
28962	1/2	1/2-14	3/4-16	1.79	1.13	3250 psi	---
28963	5/8	1/2-14	7/8-14	1.87	1.13	3250 psi	---
28964	3/4	3/4-1/4	1-1/16-12	2.06	1.38	2600 psi	---

STRAIGHT



PART #	TUBE OD	MALE NPTF	TUBE THREAD	L	HEX	WORKING PRESSURE	LIST PRICE
28701	1/4	1/8-27	7/16-20	1.22	0.45	3250 psi	---
28702	1/4	1/4-18	7/16-20	1.37	0.56	3250 psi	---
28703	1/4	3/8-18	7/16-20	1.42	0.75	3250 psi	---
28704	5/16	1/8-27	1/2-20	1.41	0.56	3250 psi	---
28705	5/16	1/4-18	1/2-20	1.42	0.56	3250 psi	---
28706	3/8	1/8-27	9/16-18	1.24	0.63	3250 psi	---
28707	3/8	1/4-18	9/16-18	1.43	0.63	3250 psi	---
28708	3/8	3/8-18	9/16-18	1.38	0.75	3250 psi	---
28709	3/8	1/2-14	9/16-18	1.69	0.88	3250 psi	---
28710	1/2	1/4-18	3/4-16	1.53	0.81	3250 psi	---
28711	1/2	3/8-18	3/4-16	1.53	0.81	3250 psi	---
28712	1/2	1/2-14	3/4-16	1.79	0.88	3250 psi	---
28713	1/2	3/4-14	3/4-16	1.85	1.13	2600 psi	---
28714	5/8	3/8	7/8-14	1.84	0.94	3250 psi	---
28715	5/8	1/2-14	7/8-14	1.89	0.94	3250 psi	---
28716	5/8	3/4-14	7/8-14	1.95	1.13	2600 psi	---
28748	3/4	1/2-14	1 1/16-12	2.06	1.13	2925 psi	---
28717	3/4	3/4-14	1 1/16-12	2.06	1.13	2600 psi	---
28749	3/4	1-11 1/2	1 1/16-12	2.25	1.38	1950 psi	---
28718	1	1-11 1/2	1 5/16-12	2.3	1.38	1950 psi	---

B2404 SB FTXB

STRAIGHT SWIVEL ADAPTER



PART #	TUBE OD	MALE NPTF	TUBE THREAD	L	HEX	WORKING PRESSURE	LIST PRICE
28752	1/4	1/4-18	7/16-20	1.389	.563	3250 psi	---
28753	3/8	1/4-18	9/16-18	1.6	.563	3250 psi	---
28754	3/8	3/8-18	9/16-18	1.574	.690	2925 psi	---
28756	1/2	1/2-14	3/4-16	1.706	.875	2600 psi	---

B6505 SJS

WARNING: This product can expose you to chemicals, including lead, which are known to the State of California to cause cancer and birth defects or other reproductive harm. For more information, visit www.P65Warnings.ca.gov

JIC 37° SHAPES
BRASS FITTINGS

90°FORGED MALE ELBOW



▪ Swivel available

PART #	TUBE OD	MALE NPTF	TUBE THREAD	M	N	Y	WORKING PRESSURE	LIST PRICE
28760F	1/4	1/8-27	7/16-20	0.89	0.78	0.5	2160 psi	---
28762F	1/4	1/4-18	7/16-20	1.05	1.03	0.53	1846 psi	---
28763F	1/4	3/8-18	7/16-20					---
28766F	5/16	1/4-18	1/2-20	1.10	1.10	0.55	3905 psi	---
28768F	3/8	1/8-27	9/16-18	1.06	1.00	0.56	3128 psi	---
28770F	3/8	1/4-18	9/16-18	1.06	1.09	0.54	1564 psi	---
28772F	3/8	3/8-18	9/16-18	1.15	1.22	0.74	1464 psi	---
28773F	3/8	1/2-14	9/16-18					---
28774F	1/2	3/8-18	3/4-16	1.25	1.22	0.81	1467 psi	---
28777F	1/2	1/2-14	3/4-16	1.31	1.47	0.90	1265 psi	---
28778F	1/2	3/4-14	3/4-16	1.4	1.59	0.89	2061 psi	---
28780F	5/8	1/2-14	7/8-14	1.45	1.47	0.88	1265 psi	---
28781F	3/4	1/2-14	1 1/16-12					---
28783F	3/4	3/4-14	1 1/16-12	1.66	1.59	1.06	1084 psi	---
28784F	1	3/4-14	1 15/16-12					---
28786F	1	1	1 15/16-12					---

DL3B2 3F69CL GGL6A1 F23L2 EE48D3 EE46B2 FF45A2 F48C3 FF22C3 D49B1 D25B1 3F47C1

45° FORGED MALE ELBOW



▪ Swivel available

PART #	TUBE OD	MALE NPTF	TUBE THREAD	M	N	Y	WORKING PRESSURE	LIST PRICE
28724F	1/4	1/4-18	7/16-20	0.81	0.84	0.53	3750 psi	---
28731F	3/8	1/4-18	9/16-18	0.83	0.86	0.63	3128 psi	---
28733F	3/8	3/8-18	9/16-18	0.91	0.95	0.81	3100 psi	---
28736F	1/2	3/8-18	3/4-16	0.98	0.95	0.75	2938 psi	---
28738F	1/2	1/2-14	3/4-16	1.13	1.17	0.86	2826 psi	---
28740F	5/8	1/2-14	7/8-14					---
28742F	3/4	3/4-14	1 1/16-12	1.28	1.2	1.13	2442 psi	---

B2503 FBC-F VTXB

90°FORGED FEMALE ELBOW



PART #	TUBE OD	FEMALE NPTF	TUBE THREAD	M	N	Y	WORKING PRESSURE	LIST PRICE
28975	3/8	1/4-18	9/16-18					---

Thread Chart	
SIZE	JIC THREAD
1/8	5/16-24
3/16	3/8-24
1/4	7/16-20
5/16	1/2-20
3/8	9/16-18
1/2	3/4-16
5/8	7/8-14
3/4	1-1/16-12
1	1-5/16-12

WARNING: This product can expose you to chemicals, including lead, which are known to the State of California to cause cancer and birth defects or other reproductive harm. For more information, visit www.P65Warnings.ca.gov

INVERTED FLARE FITTINGS



Tube O.D.	1/8	3/16	1/4	5/16	3/8	7/16	1/2	5/8	3/4	7/8	1
Thread O.D. threads per inch	5/16-28	3/8-24	7/16-24	1/2-20	5/8-18	11/16-18	3/4-18	7/8-18	1-1/16-16	1-3/16-16	1-5/16-16

▪Typical Application
Hydraulic brake, power steering, fuel lines and transmission cooler lines, LP and natural gas.

▪Working Pressure Ranges
Temperature and type of tubing used are important factors. However, the following table is a good guide for proper selection. Temperature 73°F with copper tubing:

PSI	Tube O.D. (in.)	Tube Wall (in.)
2800	1/8	.030
1900	3/16	.030
1400	1/4	.030
1200	5/16	.032
1000	3/8	.032
750	1/2	.032
650	5/8	.035
550	3/4	.035

▪Vibration
Excellent resistance.

▪Temperature Range
-650F to +250^{0}F (-530C to +1210C) range at maximum operating pressures.

▪Used With
Copper, brass, aluminum and steel hydraulic tubing that can be flared.

▪Advantages
Very low cost and reusable. Seats and threads are internal and protected. Compact, excellent vibration life. Short nut affords very close tube bends. Steel or brass tube nut.

▪ Tolerance
+/- .03 on all dimensions.

▪ Approvals:
Meets functional requirements of SAE J530, J531

▪Assembly Instructions
1-Cut tubing to desired length. Make sure all burrs are removed and the ends are cut square.
2- Slide nut on tube. Threaded end "A" of nut must face out.
3- Flare end of tube with a 45^0 flaring tool.
a- Measure flare diameter.
b- Examine flare for excessive thin out.
c- On thin wall, welded or brazed tubing, use double flare to prevent pinch-off and cracked flares.
4- Lubricate threads and assemble to fitting body. Nut should be turned hand tight.
5- Tighten assembly with wrench until a solid feeling is encountered. From that point, apply a one-sixth turn.

Note: Do not over-torque as it may damage the fitting or split the tubing at the flare.

STANDARD METRIC THREADS

DESCRIPTION TUBE SIZE	THREAD O.D.	CREST (PITCH)	THREAD DESCRIPTION
Japanese 3/16"	10mm	1.0mm	M10 x 1.0
European 3/16"	10mm	1.0mm	M10 x 1.0
GM 6mm	12mm	1.0mm	M12 x 1.0
Fuel 5/16"	14mm	1.5mm	M14 x 1.5
Fuel 3/8"	16mm	1.5mm	M16 x 1.5

Measuring Metric Threads: Measure the O.D. of the threads and the crest to crest distance (pitch) in millimeters between threads.

Actual O.D. of male inverted flare threads



WARNING: This product can expose you to chemicals, including lead, which are known to the State of California to cause cancer and birth defects or other reproductive harm. For more information, visit www.P65Warnings.ca.gov

INVERTED FLARE
BRASS FITTINGS

ZINC CHROMATE STEEL NUT



41IFS
41INS

SAE# 040110

PART #	SIZE	THREAD	A	HEX	APPROX. WT. LBS.	LIST PRICE
12001	1/8"	5/16-28	0.52	0.31	0.01	---
12002	3/16"	3/8-24	0.56	0.37	0.02	---
12018	3/16"	7/16-24	0.56	0.43	0.02	---
12003	1/4"	7/16-24	0.56	0.43	0.02	---
12004	5/16"	1/2-20	0.62	0.50	0.02	---
12005	3/8"	5/8-18	0.66	0.62	0.03	---
12011	3/8"	11/16-18	0.66	0.68	0.05	---
12000	7/16"	11/16-18	0.68	0.68	0.04	---
12006	1/2"	3/4-18	0.74	0.75	0.08	---
12007	5/8"	7/8-18	0.80	0.87	0.10	---
12008	3/4"	1-1/16-16	0.88	1.06	0.10	---

121XXX 2105 411FS 105 41W

LONG STEEL NUT



411NL

PART #	SIZE	A	HEX	APPROX. WT. LBS.	LIST PRICE
12009	3/16"	0.84	0.37	0.02	---
12010	1/4"	0.81	0.43	0.02	---

for Domestic lines

7896

INVERTED FLARE BRASS NUT



411FB
41INB

- More sizes available

PART #	SIZE	A	HEX	APPROX. WT. LBS.	LIST PRICE
12012	1/8"	0.52	0.31	0.01	---
12013	3/16"	0.56	0.37	0.01	---
12014	1/4"	0.56	0.43	0.02	---
12015	5/16"	0.62	0.50	0.03	---
12016	3/8"	0.66	0.62	0.04	---
12017	1/2"	0.74	0.75	0.05	---
12019	5/8"				

SAE# 040110

2100 41IF 100 41IB



PART #	TUBESIZE	THREAD	REF#	LIST PRICE
12260	3/16 British	3/8-24 Bubble	---	---
12261	3/16 European	M10 x 1.0 Bubble	276110	---
12262	3/16 Japanese	M10 x 1.0 Inv.	121050	---
12263	3/16 Domestic	1/2 x 20 Inv.	---	---
12264	3/16 Domestic	9/16 - 18 Inv.	121039	---
12265	3/16 Imported	M11 x 1.5 Bubble	276011	---
12266	3/16 Imported	M12 x 1.0 Bubble	276012	---
12268	1/4 Domestic	9/16 x 18 Inv.	121049	---
12269	1/4 Domestic	1/2 x 20 Inv.	121045	---
12270	6mm Imported	M12 x 1.0 Bubble		---
12271	6mm GM	M12 x 1.0 Bubble		---
12274	5/16 Domestic	M14 x 1.5 Surface Seal	121069	---
12275	3/8 Domestic	M16 x 1.5 Surface Seal	121070	---

WARNING: This product can expose you to chemicals, including lead, which are known to the State of California to cause cancer and birth defects or other reproductive harm. For more information, visit www.P65Warnings.ca.gov

INVERTED FLARE
BRASS FITTINGS

UNION INTERNAL



421F
421N

SAE# 040101

PART #	INV. FLARE X INV. FLARE	A	HEX	APPROX. WT. LBS.	LIST PRICE
12022	1/8″	0.59	0.40	0.02	---
12023	3/16″	0.62	0.43	0.02	---
12024	1/4″	0.62	0.50	0.03	---
12025	5/16″	0.70	0.56	0.04	---
12026	3/8″	0.80	0.75	0.08	---
12027	1/2″	0.91	0.90	0.10	---
12028	5/8"	1.31	1.06	0.22	---

302 2300 42IFHD

FEMALE ADAPTER

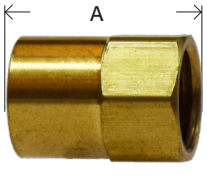

46IN
46IN

SAE# 040103

PART #	INV. FLARE X FEMALE NPTF	A	HEX	APPROX. WT. LBS.	LIST PRICE
12029	1/8" x 1/8"	0.716	0.50	0.03	---
12032	3/16″ x 1/8″	0.75	0.50	0.02	---
12033	1/4″ x 1/8″	0.75	0.53	0.02	---
12030	1/4" x 1/4"	1.01	0.751	0.11	---
12034	5/16″ x 1/8″	0.78	0.59	0.04	---
12035	3/8″ x 1/4″	1.03	0.75	0.08	---
12031	7/16" x 1/4"	1.06	0.81	0.11	---
12037	1/2" x 1/4"	1.09	0.90	0.12	---
12036	1/2″ x 3/8″	1.10	0.90	0.12	---
12039	5/8" x 1/2"	1.32	1.065	0.19	---
12099	3/4" x 3/4"	1.50	1.25	0.36	---

46IFHD 252 46W

MALE ADAPTER



481N
481F

SAE# 040102

PART #	INV. FLARE X MALE NPTF	A	HEX	APPROX. WT. LBS.	LIST PRICE
12041	1/8″ x 1/8″	0.63	0.40	0.02	---
12042	3/16″ x 1/8″	0.70	0.43	0.02	---
12053	3/16" x 1/4"	0.72	0.56	0.04	---
12043	1/4″ x 1/8″	0.74	0.50	0.03	---
12044	1/4″ x 1/4″	0.89	0.56	0.04	---
12045	5/16″ x 1/8″	0.79	0.56	0.03	---
12046	5/16″ x 1/4″	0.98	0.56	0.05	---
12055	5/16" x 3/8"	1.01	0.75	0.07	---
12047	3/8″ x 1/8″	0.88	0.72	0.05	---
12048	3/8″ x 1/4″	1.02	0.75	0.06	---
12049	3/8″ x 3/8″	1.02	0.75	0.08	---
12104	7/16" x 1/4"	1.05	0.81	0.06	---
12038	1/2″ x 1/4″	0.97	0.87	0.10	---
12050	1/2″ x 3/8″	1.06	0.87	0.08	---
12051	1/2″ x 1/2″	1.06	0.87	0.11	---
12052	5/8″ x 1/2″	1.32	1.06	0.15	---
12105	3/4" x 1/2"	1.38	1.25	0.18	---
12040	3/4″ x 3/4″	1.39	1.25	0.24	---

2200 48IFHD 202 48W 200

Dimension data can change without notice. Please check when dimensions are critical.

WARNING: This product can expose you to chemicals, including lead, which are known to the State of California to cause cancer and birth defects or other reproductive harm. For more information, visit www.P65Warnings.ca.gov

INVERTED FLARE
BRASS FITTINGS

ELBOW

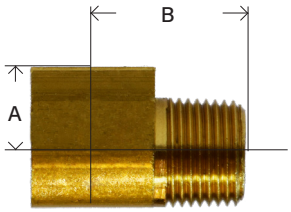

491N
491F

SAE# 040202

PART #	INV. FLARE X MALE NPTF	A	B	APPROX. WT. LBS.	LIST PRICE
12057	1/8" x 1/8"	0.26	0.59	0.03	---
12058	3/16" x 1/8"	0.26	0.61	0.03	---
12059	1/4" x 1/8"	0.33	0.65	0.04	---
12060	1/4" x 1/4"	0.28	0.82	0.06	---
12061	5/16" x 1/8"	0.47	0.68	0.05	---
12062	5/16" x 1/4"	0.45	0.85	0.08	---
12082	5/16" x 3/8"	0.47	0.86	0.12	---
12063	3/8" x 1/8"	0.54	0.76	0.14	---
12064	3/8" x 1/4"	0.53	0.92	0.14	---
12065	3/8" x 3/8"	0.50	0.94	0.12	---
12114	1/2" x 1/4"	0.72	1.08	0.14	---
12066	1/2" x 3/8"	0.59	1.03	0.16	---
12067	1/2" x 1/2"	0.66	1.22	0.25	---
12056	5/8" x 3/8"	0.67	1.09	0.20	---
12068	5/8" x 1/2"	0.67	1.29	0.18	---
12069	3/4" x 1/2"	0.80	1.39	0.42	---
12080	7/8" x 3/4"	0.94	1.43	0.48	---
12081	1" x 1"	1.02	1.69	0.60	---

400 2400 249IFHD 402 249IF 49W

45° ELBOW

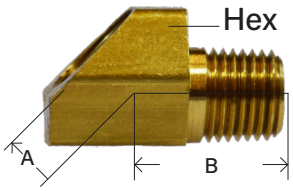

591F
941N

SAE# 040302

PART #	INV. FLARE X MALE NPTF	A	B	HEX	APPROX. WT. LBS.	LIST PRICE
12070	1/8" x 1/8"	0.22	0.48	0.50	0.03	---
12072	3/16" x 1/8"	0.25	0.55	0.53	0.02	---
12073	1/4" x 1/8"	0.27	0.58	0.56	0.04	---
12074	5/16" x 1/8"	0.36	0.56	0.62	0.06	---
12075	5/16" x 1/4"	0.23	0.83	0.62	0.06	---
12115	3/8" x 1/8"	0.34	0.87	0.87	0.09	---
12076	3/8" x 1/4"	0.51	0.84	0.78	0.09	---
12077	1/2" x 3/8"	0.38	0.91	0.84	0.11	---
12079	5/8" x 1/2"	0.44	1.00	1.06	0.21	---

154 2352 259IFHD 352 94W

UNION TEE

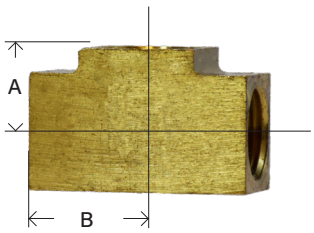

441F
441N

SAE# 040401

PART #	SIZE	A	B	APPROX. WT. LBS.	LIST PRICE
12085	1/8"	0.33	0.47	0.04	---
12086	3/16"	0.39	0.55	0.04	---
12087	1/4"	0.42	0.56	0.08	---
12088	5/16"	0.45	0.63	0.09	---
12089	3/8"	0.56	0.74	0.17	---
12090	1/2"	0.67	0.88	0.24	---

244IFHD 702 44I

WARNING: This product can expose you to chemicals, including lead, which are known to the State of California to cause cancer and birth defects or other reproductive harm. For more information, visit www.P65Warnings.ca.gov

INVERTED FLARE
BRASS FITTINGS

STEEL PLUG



391N 391N
391F 391F



PART # STEEL	SIZE	A	HEX	APPROX. WT. LBS.	LIST PRICE
12091	3/16"	0.53	0.37	0.01	---
12092	1/4"	0.54	0.43	0.02	---
12093	5/16"	0.59	0.50	0.03	---
12094	3/8"	0.66	0.62	0.04	---
BRASS					
12095	3/8"	0.66	0.63	0.04	---
12096	1/2"	0.82	0.75	0.07	---
12097	5/8"	0.90	0.87	0.10	---
12098	3/4"	0.95	1.07	0.17	---

▪ **cored**

106 41IP 131 2131

MALE BRANCH TEE

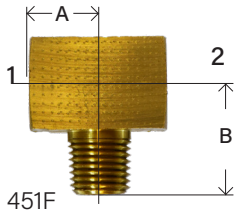

451F
451N

SAE# 040425

PART #	INV. FLARE X MALE NPTF (1&2)X3	A	B	APPROX. WT. LBS.	LIST PRICE
12100	3/16" x 1/8"	0.41	0.60	0.04	---
12101	1/4" x 1/8"	0.42	0.64	0.06	---
12102	5/16" x 1/8"	0.47	0.68	0.07	---
12103	3/8" x 1/4"	0.58	0.93	0.15	---

145 245IFHD 602 2600 600

FEMALE ELBOW

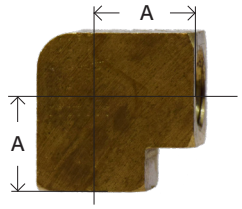

501F
501N

SAE# 040203

PART #	INV. FLARE X FEMALE NPTF	A	APPROX. WT. LBS.	LIST PRICE
12110	1/4" x 1/8"	0.55	0.07	---
12111	5/16" x 1/8"	0.51	0.08	---
12112	3/8" x 1/4"	0.68	0.10	---

450

MALE RUN TEE



51IF
511N

SAE# 040424

PART #	INV. FLARE X MALE NPTF (1&3)X2	A	B	C	APPROX. WT. LBS.	LIST PRICE
12118	3/16" x 1/8"	0.53	0.72	0.39	0.06	---
12119	1/4" x 1/8"	0.56	0.75	0.42	0.08	---
12120	5/16" x 1/8"	0.62	0.85	0.45	0.10	---
12121	3/8" x 1/4"	0.75	1.08	0.56	0.14	---

251IFHD 752 550 151

WARNING: This product can expose you to chemicals, including lead, which are known to the State of California to cause cancer and birth defects or other reproductive harm. For more information, visit www.P65Warnings.ca.gov

FEMALE BRANCH TEE

SAE# 040427

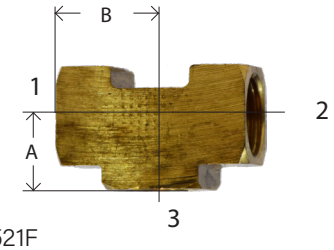

521F
521N

PART #	INV. FLARE X FEMALE NPTF (1&2)X3	A	B	APPROX. WT. LBS.	LIST PRICE
12127	3/16" x 1/8"	0.39	0.55	0.06	---
12129	5/16" x 1/8"	0.45	0.63	0.12	---
12130	3/8" x 1/4"	0.56	0.74	0.17	---

252IFHD 652 136

TOWED TRAILER BRAKE TEE



127BT

PART #	A	B	C	REFERENCE #	APPROX. WT. LBS.	LIST PRICE
12147	3/16" 0.57	3/16" 0.76	3/16" 0.42	7900	0.08	---
12146	3/16" (7/16-24) 0.54	3/16" (3/8-24) 0.78	1/4" (7/16-24) 0.42	7914	0.08	---
12150	1/4" 0.56	3/16" 0.77	1/4" 0.43	7901	0.10	---
12151	1/4" 0.56	1/4" 0.77	1/4" 0.43	7898	0.12	---

INVERTED FLARE AUTO FITTINGS

DUAL MASTER CYLINDER ADAPTER



PART #	MALE FLARE X FEMALE INV.	A	HEX	REFERENCE #	APPROX. WT. LBS.	LIST PRICE
12200	3/16" x 3/16"	1.00	0.50	1441	0.03	---
12202	5/16" x 3/16"	0.96	0.68	7897	0.07	---

WARNING: This product can expose you to chemicals, including lead, which are known to the State of California to cause cancer and birth defects or other reproductive harm. For more information, visit www.P65Warnings.ca.gov

INVERTED FLARE
BRASS FITTINGS

DUAL MASTER CYLINDER ADAPTER



*** Seals on hex face**



48STA
6641N
6011N

PART #	MALE INVERTED THREAD	FEMALE INVERTED THREAD	REF#	LIST PRICE
12206	3/16(9/16-18)	3/16	7911	---
12209	3/16(9/16-18)	3/16(1/2-20)	7913	---
12207	3/16(9/16-20)	3/16	7910	---
12210	3/16	1/4	7828	---
12212	1/4	3/16	7818	---
12211	1/4(9/16-18)	1/4	7908	---
12215	1/4	5/16	7917	---
12213*	5/16	3/16	7817	---
12216	5/16	3/16	7909	---
12208	5/16	3/16(9/16-18)	7912	---
12218*	5/16	1/4	7727	---
12220	5/16	1/4	7829	---
12222*	5/16	5/16	1074	---
12221	5/16	3/8	7915	---
12224	3/8" NPTF	5/16	7771	---
12217	3/8	5/16	7916	---

47W

CARBURETOR TO FUEL LINE ADAPTER - FORD



PART #	FEMALE TUBE OD X MALE NPTF	A	HEX	REF #	APPROX. WT. LBS.	LIST PRICE
12230	1/4"(1/2-20) x 1/8"	1.06	0.56	1513	0.04	---

1513

RESTRICTION PIPE ADAPTER
(.0625 ORIFICE)



PART #	SIZE FIP X MIP	A	HEX	REF #	APPROX. WT. LBS.	LIST PRICE
12310	1/8"	0.75	0.50	1512	0.02	---

1510

Dimension data can change without notice. Please check when dimensions are critical.

WARNING: This product can expose you to chemicals, including lead, which are known to the State of California to cause cancer and birth defects or other reproductive harm. For more information, visit www.P65Warnings.ca.gov

INVERTED FLARE
BRASS FITTINGS

SAE FLARE X INVERTED FLARE

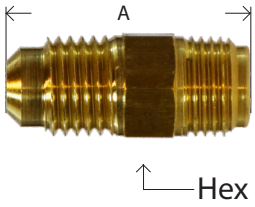

PART #	SAE FLARE X INV. FLARE	A	HEX	REF #	APPROX. WT. LBS.	LIST PRICE
12250	1/4" x 3/16"	1.03	0.43	1518	0.02	---
12252	1/4" x 1/4"	1.03	0.43	1522	0.03	---
12254	3/8" x 5/16"	1.34	0.63	1553	0.08	---
12256	3/8" x 3/8"	1.37	0.63	1563	0.09	---
12257	3/8" x 7/16"	1.40	0.68	1554	0.10	---

4205

METRIC HYDRAULIC BRAKE FITTINGS

METRIC ADAPTER



PART #	BUBBLE MALE THREAD	TUBE O.D./ FE-MALE THREAD	A	HEX	REF #	APPROX. WT. LBS.	LIST PRICE
12335	M10x1.0	3/16"(3/8-24)	1.02	0.50	1442	0.02	---
12327	M12x1.0	3/16"(M10x1.0)	1.02	0.53	7936	0.04	---
12328	M16x1.5	3/16"(M10x1.0)	1.02	0.56	7937	0.06	---

ADAPTER STANDARD TO METRIC BUBBLE



PART #	FEMALE INV. FLARE SEAT	MALE METRIC BUBBLE FLARE	A	HEX	REF #	APPROX. WT. LBS.	LIST PRICE
12336	3/16" (3/8-24)	11x1.5			7973		---
12337	3/16" (3/8-24)	(3/16") (10x1.25)	1.00	0.50	7970	0.02	---
12341	3/16" (3/8-24)	12x1.0	1.02	0.53	7974	0.04	---

FEMALE X MALE ADAPTERS



PART #	FEMALE STANDARD FLARE SEAT	MALE BUBBLE FLARE	MATE-RIAL	LIST PRICE
12330	3/8-24 (3/16)	7/16-20	Steel	---



PART #	TUBE OD/ FEMALE THREAD	INVERTED MALE THREAD	REF #	LIST PRICE
12205	3/16 (3/8-24)	M10 x 1.0	1443	---



PART #	FEMALE STANDARD FLARE	INVERTED MALE THREAD	MATE-RIAL	LIST PRICE
12329	3/8-24 (3/16)	M9 x 1.0	Steel	---

METRIC UNION



PART #	SIZE	A	HEX	REF #	APPROX. WT. LBS.	LIST PRICE
12342	British Brake Lines 3/16 (3/8-24 Bubble)	0.87	0.50	1594	0.03	---
12343	European Brake Lines 3/16"(10.0MM)	1.04	0.56	7975	0.04	---
12344	Japanese Brake Lines 3/16 (M10 x 1.0) Inverted	1.00	0.50	7934A	0.04	---
12345	GM Brake Lines 6mm M12 x 1.0 Bubble	1.11	0.63		0.06	---

WARNING: This product can expose you to chemicals, including lead, which are known to the State of California to cause cancer and birth defects or other reproductive harm. For more information, visit www.P65Warnings.ca.gov

COMPRESSION FITTINGS



These are NOT Lead Free
See Lead Free Section for Lead Free products

TUBE O.D.	1/8	3/16	1/4	5/16	3/8	7/16	1/2	5/8	3/4	7/8
THREAD SIZE-B	5/16-24	3/8-24	7/16-24	1/2-24	9/16-24	5/8-24	11/16-20	13/16-18	1-18	1-1/8-18
WORKING PRESSURE	400	400	300	300	200	200	200	150	100	75

• Typical Application
Use with copper, aluminum and thermoplastic tubing. Not recommended for steel tubing. Manufactured for low and medium pressure tubing connection work where excessive vibration or tube movement is not involved. Not recommended for application using gaseous media.

•Pressure
See table above for working pressures at 73oF.

•Vibration
Fair resistance - use long nut when greater vibration resistance is needed.

•Temperature Range
-65°F to +250°F (-53oC to +121oC) range at maximum operating pressures. (Refer to tubing temperature range.)

•Used With
Aluminum, copper, brass and plastic tubing. Plastic tubing requires insert. Not recommended for steel tubing.

• Tolerance
+/- .02 on all dimensions. Dimension data can change without notice. Please call us when dimensions are critical.

• Approvals
Meets function requirements of SAE J530, J531

•Assembly Instructions
1- Cut tubing to desired length.
2- Slide nut and then sleeve on tube. Threaded end "A" of nut must face toward fitting.
3- Insert tubing into fitting body. Be sure tubing is bottomed on fitting shoulder.
4- Lubricate threads and assemble nut to fitting body.
5- Tighten nut hand tight. From that point, tighten with a wrench the number of turns indicated in the chart below.

TUBE SIZE	ADDITIONAL TURNS FROM HAND TIGHT
1/8" thru 1/4"	1-1/4"
5/16"	1-3/4"
3/8" thru 1"	2-1/4"

• "L" at the end of a Part# means Light Pattern -These fittings are completely interchangeable with full pattern fittings, but have been modified in some way. This modification is usually in the length of the pipe threads. Used in plumbing and light industrial applications.

WARNING: This product can expose you to chemicals, including lead, which are known to the State of California to cause cancer and birth defects or other reproductive harm. For more information, visit www.P65Warnings.ca.gov

Actual Profile of Compression Threads



COMPRESSION
BRASS FITTINGS

BRASS SLEEVE

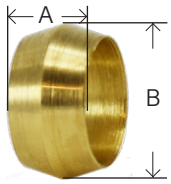

60
· FERRULES
SAE# 060115

PART #	SIZE	A	B	APPROX. WT. LBS.	LIST PRICE
18001	1/8″	0.19	0.19	0.01	---
18002	3/16″	0.22	0.27	0.01	---
18003	1/4″	0.25	0.34	0.01	---
18004	5/16″	0.25	0.41	0.01	---
18005	3/8″	0.25	0.47	0.02	---
18006	7/16″	0.31	0.53	0.02	---
18007	1/2″	0.38	0.59	0.02	---
18008	5/8″	0.38	0.71	0.03	---
18009	3/4″	0.44	0.87	0.03	---
18010	7/8″	0.41	0.99	0.03	---
18011	1"	0.55	1.16	0.03	---

60 260

BRASS NUT



61
SAE# 060110

PART #	SIZE	THREAD	A	HEX	APPROX. WT. LBS.	LIST PRICE
18033	1/8″	5/16-24	0.38	0.37	0.01	---
18034	3/16″	3/8-24	0.41	0.43	0.01	---
18035L	1/4″	7/16-24	0.44	0.50	0.02	---
18035	1/4″	7/16-24	0.44	0.50	0.02	---
18036	5/16″	1/2-24	0.44	0.56	0.02	---
18037L	3/8″	9/16-24	0.47	0.62	0.04	---
18037	3/8″	9/16-24	0.47	0.62	0.04	---
18038	7/16″	5/8-24	0.50	0.68	0.04	---
18039L	1/2″	11/16-20	0.56	0.75	0.04	---
18039	1/2″	11/16-20	0.62	0.81	0.04	---
18040L	5/8″	13/16-18	0.56	0.87	0.06	---
18040	5/8″	13/16-18	0.62	0.94	0.06	---
18041	3/4″	1-18	0.68	1.12	0.08	---
18042	7/8″	1-1/8 - 18	0.62	1.25	0.10	---
18043	1"		0.94	1.38	0.15	---

61 261

UNION

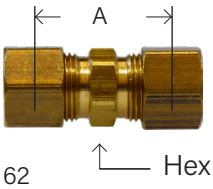

62
262

SAE# 060101BA

PART #	SIZE	A	HEX	APPROX. WT. LBS.	LIST PRICE
18062	1/8″	0.64	0.31	0.03	---
18063	3/16″	0.75	0.37	0.04	---
18064L	1/4″	0.79	0.43	0.06	---
18064	1/4″	0.81	0.43	0.06	---
18065	5/16″	0.88	0.50	0.06	---
18066L	3/8″	0.96	0.56	0.09	---
18066	3/8″	0.98	0.56	0.10	---
18067	7/16″	1.02	0.62	0.12	---
18068L	1/2″	1.06	0.68	0.16	---
18068	1/2″	1.25	0.68	0.16	---
18069L	5/8″	1.43	0.81	0.24	---
18069	5/8″	1.25	0.81	0.26	---
18070	3/4″	1.41	1.00	0.35	---
18071L	7/8″	1.03	1.12	0.34	---
18071	7/8″	1.00	1.12	0.36	---

M-62

WARNING: This product can expose you to chemicals, including lead, which are known to the State of California to cause cancer and birth defects or other reproductive harm. For more information, visit www.P65Warnings.ca.gov

COMPRESSION
BRASS FITTINGS

REDUCING UNION

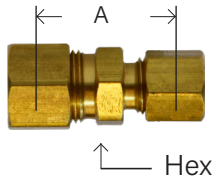

62R

PART #	SIZE	A	HEX	APPROX. WT. LBS.	LIST PRICE
18076	1/4" x 1/8"	0.73	0.44	0.04	---
18077	1/4" x 3/16"	0.78	0.44	0.06	---
18078	5/16" x 1/4"	0.81	0.50	0.06	---
18079	3/8" x 1/4"	0.90	0.56	0.10	---
18080	3/8" x 5/16"	0.94	0.56	0.10	---
18081	1/2" x 3/8"	1.03	0.68	0.12	---
18082	5/8" x 3/8"	1.03	0.81	0.15	---
18083	5/8" x 1/2"	1.16	0.81	0.18	---
18084	7/8" x 5/8"	1.23	1.18	0.20	---

62-R

TEE

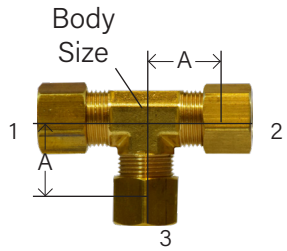

Forged

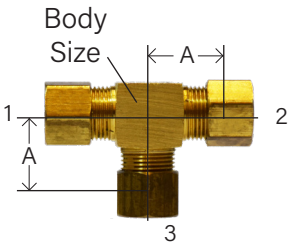

Barstock

64
SAE# 060401

PART #	SIZE	A	BODY SIZE	APPROX. WT. LBS.	LIST PRICE
18101	1/8"	0.61	0.37	0.04	---
18101B*	1/8"	0.62	0.33	0.04	---
18102	3/16"	0.59	0.36	0.08	---
18103	1/4"	0.63	0.36	0.10	---
18103B*	1/4"	0.62	0.49	0.10	---
18104	5/16"	0.72	0.50	0.13	---
18105	3/8"	0.75	0.50	0.16	---
18105B*	3/8"	0.73	0.59	0.16	---
18106	1/2"	0.94	0.59	0.22	---
18107	5/8"	1.06	0.69	0.28	---
18108	3/4"	1.22	0.88	0.32	---
18109	7/8"	1.25	0.94	0.34	---

* Barstock

64 264C

FORGED REDUCING TEE

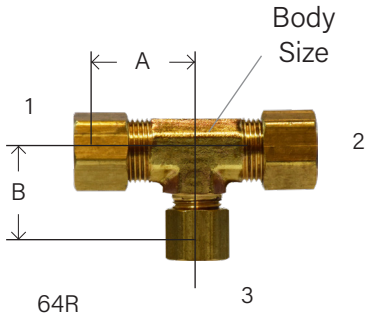

64R

PART #	SIZE 1 X 2 X 3	A	B	BODY SIZE	APPROX. WT. LBS.	LIST PRICE
18114	1/4" x 1/4" x 1/8"	0.62	0.59	0.38	0.09	---
18110	1/4" x 1/4" x 3/8"	0.69	0.75	0.50	0.14	---
18115	3/8" x 3/8" x 1/4"	0.75	0.69	0.50	0.14	---
18116	1/2" x 1/2" x 1/4"	0.94	0.81	0.59	0.16	---
18117	1/2" x 1/2" x 3/8"	0.94	0.81	0.59	0.24	---
18118	5/8" x 5/8" x 3/8"	1.06	0.94	0.69	0.28	---
18119	5/8" x 5/8" x 1/2"	1.06	1.06	0.69	0.30	---

64-R

WARNING: This product can expose you to chemicals, including lead, which are known to the State of California to cause cancer and birth defects or other reproductive harm. For more information, visit www.P65Warnings.ca.gov

COMPRESSION
BRASS FITTINGS

UNION ELBOW

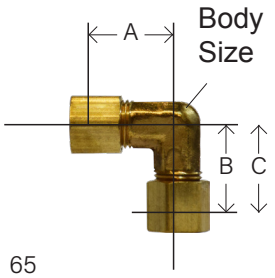

65
Forged Barstock

SAE# 060201

PART #	SIZE	A	BODY SIZE	APPROX. WT. LBS.	LIST PRICE
18122B*	1/8″	0.62	0.35	0.04	---
18123	3/16″	0.61	0.37	0.06	---
18124	1/4″	0.66	0.38	0.08	---
18124B	1/4"				
18125	5/16″	0.69	0.47	0.09	---
18126	3/8″	0.72	0.43	0.12	---
18127	1/2″	0.94	0.59	0.19	---
18128	5/8″	1.06	0.72	0.26	---
18129	3/4″	1.19	0.94	0.48	---
18130	7/8″	1.25	0.94	0.44	---

65 BSE2 165C 265C

REDUCING ELBOW - Forged

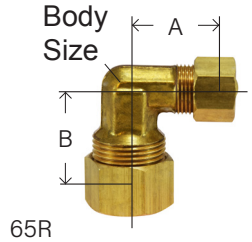

65R

PART #	SIZE	A	B	BODY SIZE	APPROX. WT. LBS.	LIST PRICE
18135	3/8″ x 1/4″	0.69	0.75	0.47	0.12	---
18136	1/2″ x 3/8″	0.88	0.94	0.59	0.15	---
18137	5/8" x 3/8"					---
18138	5/8" x 1/2"					---

65-R

FEMALE ADAPTER



66
SAE# 060103

PART #	COMP. X FEMALE NPTF	A	HEX	APPROX. WT. LBS.	LIST PRICE
18142	1/8″ x 1/8″	0.75	0.56	0.02	---
18143	3/16″ x 1/8″	0.78	0.56	0.04	---
18143L	3/16" x 1/4"				
18144	3/16″ x 1/4″	0.96	0.68	0.04	---
18145L	1/4″ x 1/8″	0.84	0.50	0.05	---
18145	1/4″ x 1/8″	0.78	0.56	0.05	---
18146L	1/4″ x 1/4″	0.88	0.62	0.09	---
18146	1/4″ x 1/4″	1.03	0.68	0.09	---
18148	1/4″ x 1/2″	1.02	0.87	0.12	---
18149	5/16″ x 1/8″	0.81	0.56	0.05	---
18150	5/16″ x 1/4″	0.91	0.62	0.06	---
18152	3/8″ x 1/8″	0.88	0.56	0.06	---
18153L	3/8″ x 1/4″	0.97	0.62	0.08	---
18153	3/8″ x 1/4″	1.06	0.68	0.08	---
18154L	3/8″ x 3/8″	1.03	0.75	0.08	---
18154	3/8″ x 3/8″	1.06	0.81	0.10	---
18155	3/8″ x 1/2″	1.12	1.00	0.08	---
18156	3/8″ x 3/4″	1.19	1.16	0.14	---
18157	1/2″ x 1/4″	1.09	0.68	0.10	---
18158L	1/2″ x 3/8″	0.94	0.81	0.12	---
18158	1/2″ x 3/8″	1.12	0.81	0.12	---
18159L	1/2″ x 1/2″	1.19	1.00	0.12	---
18159	1/2″ x 1/2″	1.31	1.00	0.12	---
18162L	5/8″ x 1/2″	1.20	0.94	0.18	---
18162	5/8″ x 1/2″	1.38	1.00	0.18	---
18163	5/8″ x 3/4″	1.20	1.12	0.22	---
18164	3/4″ x 1/2″	1.25	1.06	0.26	---
18165	3/4″ x 3/4″	1.28	1.19	0.28	---
18167	7/8″ x 1/2″	1.31	1.12	0.34	---
18166	7/8" x 3/4"	1.31	1.12	0.34	---

• More sizes available

WARNING: This product can expose you to chemicals, including lead, which are known to the State of California to cause cancer and birth defects or other reproductive harm. For more information, visit www.P65Warnings.ca.gov

COMPRESSION
BRASS FITTINGS

MALE ADAPTER



68
SAE# 060102

PART #	COMP. X MALE NPTF	A	HEX	APPROX. WT. LBS.	LIST PRICE
18175	1/8" x 1/16"	0.78	0.37	0.02	---
18176	1/8" x 1/8"	0.78	0.43	0.04	---
18177	3/16" x 1/8"	0.84	0.43	0.04	---
18178	3/16" x 1/4"	0.94	0.56	0.06	---
18179L	1/4" x 1/8"	0.88	0.56	0.04	---
18179	1/4" x 1/8"	0.88	0.43	0.04	---
18180L	1/4" x 1/4"	0.94	0.56	0.05	---
18180	1/4" x 1/4"	1.06	0.56	0.06	---
18181	1/4" x 3/8"	1.03	0.68	0.08	---
18182	1/4" x 1/2"	1.09	0.81	0.10	---
18183	5/16" x 1/8"	0.91	0.50	0.05	---
18184L	5/16" x 1/4"	1.01	0.56	0.06	---
18184	5/16" x 1/4"	1.09	0.56	0.06	---
18185	5/16" x 3/8"	1.06	0.68	0.07	---
18186	5/16" x 1/2"	1.14	0.87	0.10	---
18187L	3/8" x 1/8"	0.94	0.56	0.06	---
18187	3/8" x 1/8"	0.97	0.56	0.06	---
18188L	3/8" x 1/4"	1.03	0.56	0.06	---
18188	3/8" x 1/4"	1.16	0.56	0.07	---
18189L	3/8" x 3/8"	1.09	0.68	0.08	---
18189	3/8" x 3/8"	1.14	0.69	0.08	---
18190L	3/8" x 1/2"	1.19	0.88	0.12	---
18190	3/8" x 1/2"	1.34	0.87	0.13	---
18191	3/8" x 3/4"	1.29	1.06	0.16	---
18192	7/16" x 1/4"	1.06	0.62	0.10	---
18204	7/16" x 3/8"	1.10	0.68	0.12	---
18193L	1/2" x 1/4"	1.09	0.69	0.11	---
18193	1/2" x 1/4"	1.22	0.68	0.11	---
18194L	1/2" x 3/8"	1.16	0.68	0.12	---
18194	1/2" x 3/8"	1.16	0.69	0.12	---
18195L	1/2" x 1/2"	1.09	0.81	0.12	---
18195	1/2" x 1/2"	1.41	0.87	0.19	---
18196	1/2" x 3/4"	1.38	1.06	0.22	---
18216	5/8" x 1/4"	1.21	0.87	0.22	---
18197	5/8" x 3/8"	1.22	0.87	0.24	---
18198	5/8" x 1/2"	1.12	0.81	0.24	---
18199	5/8" x 3/4"	1.31	1.06	0.26	---
18200	3/4" x 1/2"	1.44	1.00	0.26	---
18201	3/4" x 3/4"	1.50	1.06	0.26	---
18202	7/8" x 1/2"	1.18	1.12	0.26	---
18203	7/8" x 3/4"	1.22	1.12	0.28	---
18205	7/8" x 1"	1.67	1.37	0.32	---
18207	1" x 1"	2.00	1.38	0.48	---

WARNING: This product can expose you to chemicals, including lead, which are known to the State of California to cause cancer and birth defects or other reproductive harm. For more information, visit www.P65Warnings.ca.gov

COMPRESSION
BRASS FITTINGS

MALE ELBOW

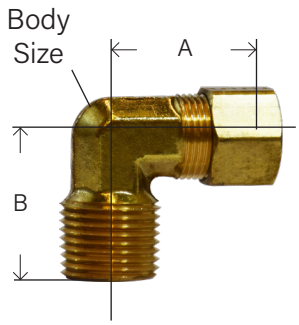

Forged

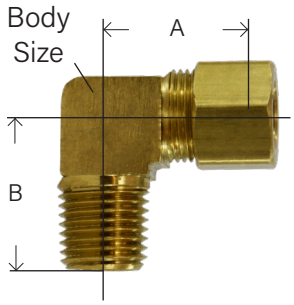

Barstock

69

SAE# 060202

PART #	COMP. X MALE NPTF	A	B	BODY SIZE	APPROX. WT. LBS.	LIST PRICE
18219	1/8" x 1/16"	0.59	0.73	0.34	0.02	---
18220	1/8" x 1/8"	0.59	0.75	0.34	0.02	---
18220B*	1/8" x 1/8"	0.60	0.67	0.43	0.04	---
18221	3/16" x 1/8"	0.63	0.72	0.34	0.04	---
18221B*	3/16" x 1/8"	0.62	0.69	0.43	0.06	---
18223	3/16" x 1/4"	0.60	0.81	0.39	0.05	---
18224	1/4" x 1/8"	0.60	0.75	0.37	0.06	---
18224B*	1/4" x 1/8"	0.62	0.75	0.43	0.06	---
18225	1/4" x 1/4"	0.65	0.94	0.36	0.08	---
18225B*	1/4" x 1/4"	0.61	0.81	0.56	0.08	---
18226	1/4" x 3/8"	0.75	0.91	0.47	0.08	---
18227	1/4" x 1/2"	0.81	1.13	0.56	0.12	---
18228	5/16" x 1/8"	0.66	0.75	0.47	0.06	---
18228B*	5/16" x 1/8"	0.62	0.75	0.42	0.06	---
18229	5/16" x 1/4"	0.66	0.81	0.47	0.07	---
18229B*	5/16" x 1/4"	0.69	0.84	0.57	0.08	---
18230	5/16" x 3/8"	0.75	0.91	0.47	0.10	---
18232	3/8" x 1/8"	0.72	0.66	0.39	0.06	---
18232B*	3/8" x 1/8"	0.69	0.69	0.57	0.06	---
18233	3/8" x 1/4"	0.75	0.82	0.46	0.08	---
18233B*	3/8" x 1/4"	0.75	0.94	0.57	0.08	---
18234	3/8" x 3/8"	0.81	0.94	0.46	0.10	---
18234B*	3/8" x 3/8"	0.71	0.83	0.69	0.10	---
18235	3/8" x 1/2"	0.87	1.12	0.56	0.14	---
18235B*	3/8" x 1/2"	0.88	1.16	0.94	0.14	---
18248	3/8" x 3/4"	1.03	1.19	0.81	0.18	---
18247	7/16" x 1/4"	0.84	1.00	0.56	0.14	---
18249	7/16" x 3/8"					---
18236	1/2" x 1/4"	0.88	0.97	0.56	0.14	---
18237	1/2" x 3/8"	0.88	1.03	0.56	0.19	---
18237B*	1/2" x 3/8"	0.94	1.12	0.70	0.19	---
18238	1/2" x 1/2"	0.94	1.13	0.59	0.17	---
18238B*	1/2" x 1/2"	0.94	1.31	0.86	0.17	---
18239	1/2" x 3/4"	1.16	1.25	0.81	0.18	---
18240	5/8" x 3/8"	1.06	1.12	0.68	0.18	---
18241	5/8" x 1/2"	1.06	1.16	0.68	0.20	---
18241B*	5/8" x 1/2"	1.06	1.31	0.86	0.20	---
18242	5/8" x 3/4"	1.16	1.31	0.81	0.24	---
18243	3/4" x 1/2"	1.19	1.31	0.94	0.26	---
18245	3/4" x 3/4"	1.19	1.38	0.94	0.30	---
18246	7/8" x 3/4"	1.25	1.38	0.94	0.35	---

* Barstock

Dimension data can change without notice. Please check when dimensions are critical.

WARNING: This product can expose you to chemicals, including lead, which are known to the State of California to cause cancer and birth defects or other reproductive harm. For more information, visit www.P65Warnings.ca.gov

COMPRESSION
BRASS FITTINGS

FEMALE ELBOW

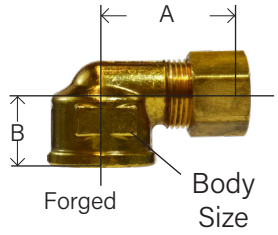

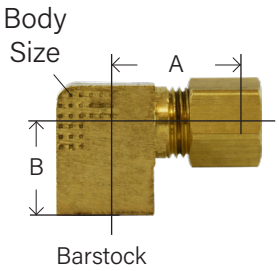

70

SAE# 060203

PART #	COMP. X FEMALE NPTF	A	B	BODY SIZE	APPROX. WT. LBS.	LIST PRICE
18251	1/8" x 1/8"	0.69	0.56	0.56	0.04	---
18252	3/16" x 1/8"	0.69	0.47	0.56	0.04	---
18253	1/4" x 1/8"	0.69	0.47	0.56	0.06	---
18253B*	1/4" x 1/8"	0.69	0.56	0.56	0.06	---
18254	1/4" x 1/4"	0.75	0.50	0.72	0.08	---
18267	1/4" x 3/8"	0.81	0.58	0.81	0.08	---
18268	1/4" x 1/2"	0.89	0.66	1.00	0.10	---
18255	5/16" x 1/8"	0.72	0.84	0.47	0.08	---
18256	5/16" x 1/4"	0.78	0.50	0.72	0.09	---
18257	3/8" x 1/8"	0.75	0.84	0.47	0.10	---
18258	3/8" x 1/4"	0.84	0.59	0.75	0.10	---
18259	3/8" x 3/8"	0.88	0.58	0.81	0.12	---
18260	3/8" x 1/2"	0.97	0.66	1.00	0.14	---
18261	1/2" x 1/4"	1.06	0.70	0.88	0.18	---
18262	1/2" x 3/8"	1.00	0.70	0.88	0.16	---
18263	1/2" x 1/2"	1.03	0.72	1.00	0.20	---
18269	5/8" x 3/8"					---
18264	5/8" x 1/2"	1.09	0.77	1.00	0.22	---
18265	5/8" x 3/4"	1.22	0.77	1.25	0.24	---
18266	3/4" x 1/2"					---

* Barstock

70 270C BSE3 170C

FORGED MALE RUN TEE

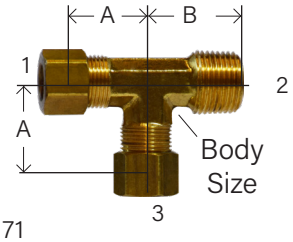

71

SAE#060424BA

PART #	COMP. X MALE NPTF (1&3) X 2	A	B	BODY SIZE	APPROX. WT. LBS.	LIST PRICE
18273	3/16" x 1/8"	0.63	0.69	0.36	0.07	---
18274	1/4" x 1/8"	0.63	0.75	0.36	0.08	---
18275	1/4" x 1/4"	0.69	0.88	0.44	0.10	---
18276	5/16" x 1/8"	0.72	0.75	0.50	0.10	---
18279	3/8" x 1/4"	0.79	0.87	0.44	0.18	---
18280	3/8" x 3/8"	0.88	1.00	0.47	0.20	---
18281	1/2" x 3/8"	0.94	1.09	0.59	0.24	---
18282	1/2" x 1/2"	0.97	1.19	0.69	0.26	---

71 171C BST3

MALE BRANCH TEE

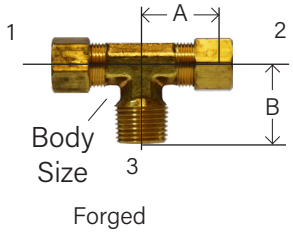

72

SAE# 060425

PART #	COMP. X MALE NPTF (1&2) X 3	A	B	BODY SIZE	APPROX. WT. LBS.	LIST PRICE
18289	1/8" x 1/8"					---
18290	3/16" x 1/8"	0.63	0.69	0.36	0.08	---
18291	1/4" x 1/8"	0.62	0.75	0.36	0.10	---
18292	1/4" x 1/4"	0.69	0.86	0.44	0.10	---
18293	5/16" x 1/8"	0.72	0.75	0.50	0.11	---
18294	5/16" x 1/4"	0.75	0.88	0.44	0.12	---
18295	3/8" x 1/8"	0.75	0.75	0.50	0.14	---
18296	3/8" x 1/4"	0.78	0.88	0.44	0.16	---
18297	3/8" x 3/8"	0.78	0.97	0.47	0.18	---
18298	3/8" x 1/2"	0.88	1.22	0.69	0.20	---
18299	1/2" x 3/8"	0.94	1.12	0.59	0.24	---
18300	1/2" x 1/2"	0.97	1.19	0.69	0.30	---
18301	5/8" x 1/2"	1.06	1.31	0.69	0.32	---
18302	3/4" x 1/2"	1.22	1.34	0.88	0.50	---

72 BST1 172C

WARNING: This product can expose you to chemicals, including lead, which are known to the State of California to cause cancer and birth defects or other reproductive harm. For more information, visit www.P65Warnings.ca.gov

COMPRESSION
BRASS FITTINGS

FORGED TEE

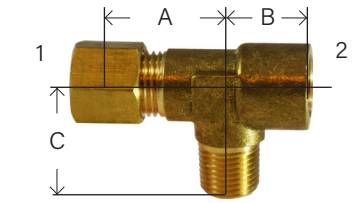

75

PART #	COMP. X FEMALE NPTF X MALE NPTF 1X(2&3)	A	B	C	APPROX. WT. LBS.	LIST PRICE
18307	1/4" x 1/8"	0.72	0.53	0.72	0.20	---

BST3

ADAPTER TEE

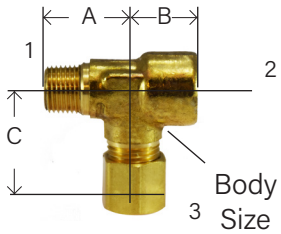

76

PART #	MALE NPTF X FEMALE NPTF X COMP. (1&2)X3	A	B	C	BODY SIZE	APPROX. WT. LBS.	LIST PRICE
18314	1/8" x 1/4"	0.72	0.53	0.72	0.47	0.08	---
18316	1/4" x 3/8"	0.84	0.97	0.81	0.47	0.10	---

76 176C

FEMALE BRANCH FORGED TEE

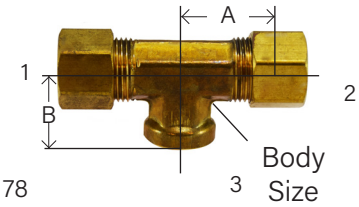

78

PART #	COMP. X FEMALE NPTF (1&2)X3	A	B	BODY SIZE	APPROX. WT. LBS.	LIST PRICE
18321	1/4" x 1/8"	0.78	0.75	0.45	0.10	---
18328	1/4" x 1/4"	0.78	0.75	0.44	0.12	---
18325	3/8" x 1/8"	0.75	0.63	0.50	0.12	---

78 BST4 77 177C 2908

45° ELBOW

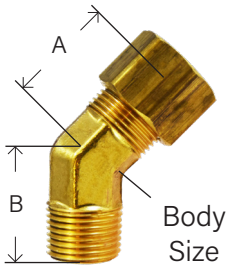

6945
SAE# 060302

PART #	COMP. X MALE NPTF	A	B	BODY SIZE	APPROX. WT. LBS.	LIST PRICE
18329	3/16" x 1/8"	0.40	0.63	0.41	0.04	---
18330	1/4" x 1/8"	0.40	0.61	0.41	0.04	---
18336	1/4" x 1/4"	0.59	0.84	0.53	0.06	---
18331	5/16" x 1/8"	0.59	0.65	0.53	0.06	---
18332	5/16" x 1/4"	0.59	0.83	0.53	0.08	---
18333	3/8" x 1/4"	0.62	0.83	0.53	0.08	---
18338	3/8" x 3/8"	0.75	0.95	0.59	0.10	---
18334	1/2" x 3/8"	0.75	0.88	0.59	0.14	---
18339	1/2" x 1/2"	0.94	1.14	0.75	0.14	---
18335	5/8" x 1/2"	0.78	1.14	0.78	0.14	---

6945 45BSE1 74 179C 273 77

COMPRESSION PLUG

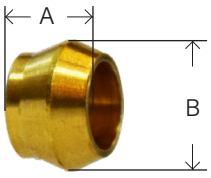

60CP
60CSP

PART #	SIZE	A	B	APPROX. WT. LBS.	LIST PRICE
18028	1/4"	0.30	0.34	0.01	---
18029	3/8"	0.31	0.47	0.04	---
18030	1/2"	0.34	0.59	0.06	---

CSP

WARNING: This product can expose you to chemicals, including lead, which are known to the State of California to cause cancer and birth defects or other reproductive harm. For more information, visit www.P65Warnings.ca.gov

COMPRESSION
BRASS FITTINGS

CAP

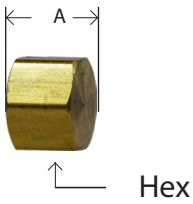

61CC
61CX

PART #	SIZE	A	HEX	APPROX. WT. LBS.	LIST PRICE
18046	5/16"				---
18047	1/4"	0.44	0.50	0.02	---
18048	3/8"	0.40	0.62	0.04	---
18049	1/2"	0.48	0.75	0.06	---
18050	5/8"	0.56	0.94	0.10	---

61-CC **N5CT**

BULKHEAD UNIONS

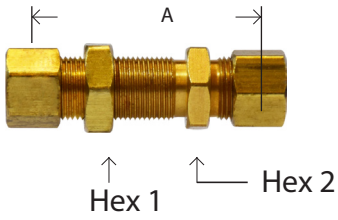

62BH
SAE# 060101

PART #	SIZE	A	HEX 1	HEX 2	APPROX. WT. LBS.	LIST PRICE
18088	1/4"	1.58	0.56	0.56	0.10	---
18089	5/16"					---
18090	3/8"	1.76	0.68	0.68	0.14	---

62BH **75** 274

BALL CHECK VALVE - Min. Working pressure 3 psi.

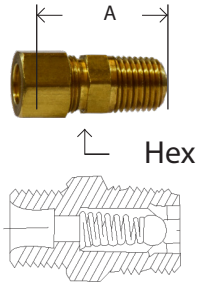

63

PART #	TUBE OD X MALE NPTF	A	HEX	APPROX. WT. LBS.	LIST PRICE
18092	1/8" x 1/8"	0.78	0.44	0.04	---
18094	1/4" x 1/8"	0.88	0.44	0.04	---
18096	3/8" x 1/4"	1.16	0.56	0.08	---

63 **263** 63A

TANK ADAPTER DRILLED THRU (NO STOP)



68T

PART #	COMP. X MALE NPTF	A	HEX	APPROX. WT. LBS.	LIST PRICE
18208	1/4" x 1/8"	0.88	0.43	0.04	---
18209	1/4" x 1/4"	0.99	0.56	0.05	---
18210	3/8" x 1/4"	1.16	0.56	0.05	---
18211	3/8" x 3/8"	1.09	0.68	0.08	---
18212	3/8" x 1/2"	1.19	0.87	0.10	---
18213	1/2" x 3/8"	1.22	0.68	0.12	---
18214	1/2" x 1/2"	1.09	0.81	0.14	---
18215	5/8" x 1/2"	1.12	0.81	0.18	---

68-T **682C** 80F

WARNING: This product can expose you to chemicals, including lead, which are known to the State of California to cause cancer and birth defects or other reproductive harm. For more information, visit www.P65Warnings.ca.gov

DOUBLE COMPRESSION
BRASS FITTINGS

DOUBLE COMPRESSION THREADED SLEEVE FITTINGS

- Use with aluminum and copper tubing or plastic tubing with internal tube support. Not recommended for steel tubing.
- Easy to assemble, no flaring, two piece construction.
- For use on oil, air, water and grease lubrication systems.
- When design makes a dimension critical, contact us for information.

TUBE OD	1/8	3/16	1/4	5/16	3/8
THREAD	5/16-24	3/8-24	7/16-24	1/2-20	9/16-20
WORKING PRESSURE	500	500	500	250	250

NUT



181

PART #	SIZE	A	HEX	APPROX. WT. LBS.	LIST PRICE
16001	1/8″	0.50	0.37	0.02	---
16002	3/16″	0.53	0.43	0.02	---
16003	1/4″	0.56	0.50	0.04	---
16004	5/16″	0.61	0.56	0.04	---
16005	3/8"	0.61	0.62	0.05	---

181 6100 11

MALE ADAPTER



188
26200

PART #	THRD SLEEVE X MALE NPTF	A	HEX	APPROX. WT. LBS.	LIST PRICE
16117	1/8″ x *	0.62	0.43	0.02	---
16118	1/8″ x 1/8″	0.62	0.43	0.02	---
16119	3/16″ x 1/8″	0.69	0.43	0.02	---
16121	1/4″ x 1/8″	0.75	0.50	0.04	---
16122	5/16″ x 1/8″	0.89	0.56	0.04	---
16123	3/8″ x 1/4″	0.84	0.62	0.06	---

* 1/4 - 28 Male Thread Tapered.

188 6200 12

90° ELBOW

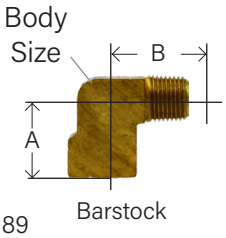

189
26400

PART #	THRD SLEEVE X MALE NPTF	A	B	BODY SIZE	APPROX. WT. LBS.	LIST PRICE
16127	1/8″ x *	0.50	0.52	0.41	0.02	---
16128	1/8″ x 1/8″	0.50	0.66	0.43	0.02	---
16130	1/4″ x 1/8″	0.52	0.62	0.50	0.04	---

* 1/4 - 28 Male Thread Tapered

189 6400 15

BREAK-AWAY NUT



181SP
21604

PART #	SIZE	A	HEX	APPROX. WT. LBS.	LIST PRICE
16009	1/8"	0.66	0.31	0.02	---
16090	3/16″	0.57	0.37	0.02	---
16010	1/4″	0.62	0.43	0.02	---
16011	5/16"	0.77	0.50	0.04	---
16012	3/8"	0.84	0.56	0.04	---

• 1-Piece Fiting

181-BA 21604 99LB 81LB

WARNING: This product can expose you to chemicals, including lead, which are known to the State of California to cause cancer and birth defects or other reproductive harm. For more information, visit www.P65Warnings.ca.gov

SPLIT SLEEVE FITTINGS
BRASS FITTINGS

BRASS SPLIT SLEEVE D.O.T. FITTINGS (5/32 O.D.)

TRANSMISSION BRASS FITTINGS

APPLICATIONS: Used with SAE J844 Type A nylon tube in pressure protected air transmission applications. TECHNICAL DATA: Maximum working pressure up to 150 PSI. Fittings will withstand variations from -40°F to +220°F (-40°C to + 104°C)

Ideally suited for use in passive protected air transmission applications. A specially designed slotted sleeve helps eliminate notch stress related to over torque. **25 prefix parts do not have a stake, use 38 part # with white sealant only**.

COLLET



PART #	TUBE O.D.	LIST PRICE
38711	5/32"	---
25001	1/8"	---

1460 90791 280 90946

NUT



PART #	TUBE O.D.	LIST PRICE
38732	5/32"	---
25033	1/8"	---

1461 90790 281 90885

DOUBLE END UNION



PART #	TUBE O.D.	LIST PRICE
38761	5/32"	---
25062	1/8"	---

1462 90792 283 90891

CONNECTOR WITH NUT AND SLEEVE



PART #	TUBE O.D.	PIPE THREAD	LIST PRICE
38769	5/32"	1/16"	---
38770	5/32"	1/8"	---
25175	1/8"	1/16"	---
25176	1/8"	1/8"	---

• Shipped with nut and split sleeve, picture shows insert

1468 90794 282 90985

ELBOW



PART #	TUBE O.D.	PIPE THREAD	LIST PRICE
38715	5/32"	1/16"	---
38718	5/32"	1/8"	---
25220	1/8"	1/8"	---
25219	1/8"	1/16"	---
25221	3/16"	1/8"	---

284

WARNING: This product can expose you to chemicals, including lead, which are known to the State of California to cause cancer and birth defects or other reproductive harm. For more information, visit www.P65Warnings.ca.gov

SPECIAL COMPRESSION ASSEMBLIES

BRASS FITTINGS

To purchase special compression assemblies, delete the 18 prefix on part# and add the prefix of the type of special assembly you desire. Pricing and availability upon request.

22 - Plastic sleeve (inserts should be ordered seperately)
24 - Long nut compression
26 - Captive sleeve (parts listed on following pages)
27 - Self align sleeve

DELRIN SLEEVE



60P

PART #	SIZE	A	B	APPROX. WT. LBS.	LIST PRICE
18015	1/4″	0.19	0.37	0.01	---
18016	5/16″	0.19	0.43	0.01	---
18017	3/8″	0.19	0.50	0.02	---
18018	1/2″	0.25	0.63	0.02	---
18019	5/8″	0.22	0.74	0.02	---

60-P

BRASS INSERT

· SLEEVE

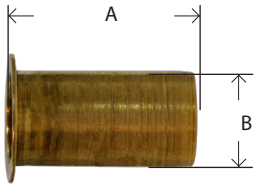

61P
63P

PART #	SIZE	A	B	APPROX. WT. LBS.	WALL	LIST PRICE
22008	1/8″	0.46	0.080	0.01	.016	---
22008A	1/8"	0.465	0.073	0.01	.023	---
22009	3/16″	0.45	0.135	0.01	.025	---
22009A	3/16″	0.52	0.095	0.01	.040	---
22010	1/4″	0.50	0.163	0.02	.04	---
22010A	1/4″	0.59	0.125	0.02	.04	---
22010B	1/4″	0.53	0.172	0.02	.03	---
22011A	5/16″	0.50	0.232	0.02	.04	---
22011	5/16″	0.53	0.187	0.02	.062	---
22012	3/8″	0.56	0.250	0.03	.062	---
22013	1/2″	0.72	0.370	0.03	.062	---
22014	5/8″	0.72	0.483	0.03	.062	---
22015	3/4″	1.03	0.563	0.03	.03	---

63-BI **60AE** 2030 **63PT**

LONG NUT COMPRESSION - Can be assembled on any compression fitting

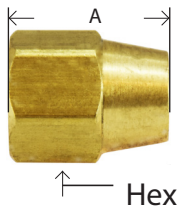

161

PART #	SIZE	A	HEX	APPROX. WT. LBS.	LIST PRICE
10013	1/8"	0.50	0.37	0.01	---
24002	3/16"	0.62	0.43	0.01	---
24003	1/4″	0.75	0.50	0.02	---
24004	5/16″	0.84	0.56	0.02	---
24005	3/8″	0.97	0.62	0.04	---
24006	1/2″	1.06	0.81	0.06	---
24007	5/8"	1.19	0.94	0.11	---
24008	3/4"	1.50	1.25	0.14	---

SELF-ALIGN SLEEVES



PART #	SIZE	LIST PRICE
27001	1/8"	---
27002	3/16"	---
27003	1/4"	---
27005	3/8"	---
27006	1/2"	---

▪ More sizes available

860 **601**

WARNING: This product can expose you to chemicals, including lead, which are known to the State of California to cause cancer and birth defects or other reproductive harm. For more information, visit www.P65Warnings.ca.gov

CAPTIVE SLEEVE COMPRESSION
BRASS FITTINGS

CAPTIVE SLEEVE NUT



61SA
61CS

PART #	SIZE	LIST PRICE
26001	1/8″	---
26002	3/16″	---
26003	1/4″	---
26004	5/16″	---
26005	3/8″	---
26007	1/2″	---
26008	5/8″	---

CS61 **61CA**

UNION



62SA

PART #	SIZE	LIST PRICE
26062	1/8″	---
26063	3/16″	---
26064	1/4″	---
26065	5/16″	---
26066	3/8″	---
26079	3/8″ x 1/4″	---
26068	1/2"	---
26-069	5/8"	---

CS62 **62CA**

TEE



64SA

PART #	SIZE	LIST PRICE
26102	3/16″	---
26103	1/4″	---
26105	3/8″	---

CS64 **164CA**

FEMALE ADADPTER



66SA

PART #	COMP. X FEMALE NPTF	LIST PRICE
26142	1/8" x 1/8"	---
26145	1/4″ x 1/8″	---
26146	1/4" x 1/4"	---
26153	3/8″ x 1/4″	---

CS66 **66CA**

MALE ADAPTER



68SA

PART #	COMP. X MALE NPTF	LIST PRICE
26175	1/8" x 1/16"	---
26176	1/8″ x 1/8″	---
26177	3/16″ x 1/8″	---
26178	3/16" x 1/4"	
26179	1/4″ x 1/8″	---
26180	1/4″ x 1/4″	---
26180L	1/4" x 1/4"	---
26181	1/4″ x 3/8″	---
26182	1/4" x 1/2"	---
26183	5/16″ x 1/8″	---
26184	5/16″ x 1/4″	---
26188	3/8″ x 1/4″	---
26189	3/8″ x 3/8″	---
26190	3/8″ x 1/2″	---
26193	1/2" x 1/4"	
26194	1/2" x 3/8"	---
26195	1/2″ x 1/2″	---
26198	5/8" x 1/2"	

CS68 **68CA**

MALE BRANCH TEE



72SA

PART #	COMP. X MALE NPTF (1&2) X 3	LIST PRICE
26291	1/4″ x 1/8″	---
26292	1/4″ x 1/4″	---
26293	5/16″ x 1/8″	---
26296	3/8″ x 1/4″	---

CS72 **172CA**

CAPTIVE SLEEVE x MALE PIPE ANGLE NEEDLE VALVE



PART #	COMP X MALE PIPE	LIST PRICE
26011	1/4″ x 1/8″	---
26014	5/16″ x 1/4″	---

MALE ELBOW



69SA

PART #	COMP. X MALE NPTF	LIST PRICE
26220	1/8″ x 1/8″	---
26220B	1/8″ x 1/8″	---
26221B	3/16" x 1/8"	---
26221	3/16″ x 1/8″	---
26224B	1/4" x 1/8"	---
26224	1/4″ x 1/8″	---
26223	3/16" x 1/4"	
26225	1/4″ x 1/4″	---
26225B	1/4″ x 1/4″	---
26226	1/4" x 3/8"	
26228	5/16″ x 1/8″	---
26229	5/16″ x 1/4″	---
26232	3/8" x 1/8"	---
26233	3/8″ x 1/4″	---
26233B	3/8" x 1/4"	---
26234	3/8" x 3/8"	---
26235	3/8" x 1/2"	----
26237	1/2″ x 3/8″	---
26238	1/2″ x 1/2″	---

CS69 **169CA**

CAPTIVE SLEEVE x CAPTIVE SLEEVE NEEDLE VALVE



PART #	COMP X COMP	LIST PRICE
26021	1/4″	---
26023	3/8″	---

Interchangeable with compress-align fittings.

These are NOT Lead Free
Lead Free products
available upon request

- More sizes available
- Lead Free - add LF to part #

WARNING: This product can expose you to chemicals, including lead, which are known to the State of California to cause cancer and birth defects or other reproductive harm. For more information, visit www.P65Warnings.ca.gov

FLARELESS FITTINGS

Flareless Brass Tube Fittings are Interchangeable with Poly-Flo®, Poly-Tite® and Poly-Line® and Poly-Fit®



Built-in SS
Tube Support

TUBE O.D.	1/8	3/16	1/4	5/16	3/8	1/2
THREAD SIZE-B	5/16-24	3/8-24	3/8-24	7/16-24	1/2-24	11/16-20

•Typical Application
Pneumatic instrumentation circuits, lubricant and cooling lines.

•Working Pressure and Temperature Ranges
Up to 150 PSI from 0°F to + 150°F with thermoplastic tubing. Up to 300 PSI from 0°F to + 175°F with soft metal tubing.

•Maximum allowable metal tube wall thickness for use with Poly-Tite fittings:
1/8", 3/16" O.D. --no limitation,
1/4" O.D.--.035 5/16", 3/8",1/2" O.D.--.049

•Vibration
Excellent Resistance.

•Temperature Range
Depends on tubing used. -65°F to +250°F (-53°C to +121°C) with brass sleeve, -40°F to +150°F (-40°C to +66°C) with plastic sleeve. (Refer to tubing temperature range.)

•Used With
Aluminum & copper tubing. Hard plastic tubing requires brass sleeve. Not recommended for steel tubing.

• Tolerance
+/- .02 on all dimensions. Dimension data can change without notice. Please call us when dimensions are critical.

•Advantages
No flaring of tubing required. Easy installation, captive sleeve, pre-assembled for installation and can be reassembled. Nuts rotate around the sleeve during tightening, preventing twisting of tubing.

•Assembly Instructions
1- Cut tubing to desired length.
2- Slide nut/sleeve assembly on tube. Threaded end "A" of nut must face toward fitting.
3- Bottom tubing into fitting.
4- Plastic sleeve - Tighten nut hand tight.
Brass Sleeve - Tighten nut hand tight, then an additional 3/4 turn.

* Note: 1/8 and 3/16 sizes have brass sleeves

WARNING: This product can expose you to chemicals, including lead, which are known to the State of California to cause cancer and birth defects or other reproductive harm. For more information, visit www.P65Warnings.ca.gov

FLARELESS
BRASS FITTINGS

NUT AND PLASTIC SLEEVE ASSEMBLY



MP61P
261PF

PART #	TUBE O.D.	THREAD	A	HEX (DIA.)	APPROX. WT. LBS.	LIST PRICE
20211	1/4″	3/8-24	0.34	0.43	0.02	---
20212	5/16″	7/16-24	0.45	0.50	0.02	---
20213	3/8″	1/2-24	0.38	0.56	0.04	---
20214	1/2″	11/16-20	0.42	0.81	0.04	---

261PF 1261 61PN 261U

UNION



MP62
262PF

PART #	TUBE O.D.	A	HEX	APPROX. WT. LBS.	LIST PRICE
20240	1/8″	0.66	0.31	0.02	---
20242	1/4″	0.69	0.37	0.04	---
20243	5/16″	0.69	0.44	0.04	---
20244	3/8″	0.72	0.50	0.10	---
20200	3/8″ x 1/4″	0.72	0.50	0.08	---
20245	1/2″	0.84	0.69	0.14	---

262PF 1262 62P 262P

BULKHEAD UNION



MP82
282PF

PART #	TUBE O.D.	A	HEX	APPROX. WT. LBS.	LIST PRICE
20337	1/4″	1.25	0.56	0.06	---
20339	3/8"				

62PBH 329P 282P

BULKHEAD UNION - FLARELESS X COMPRESSION



MP827
282PFC

PART #	TUBE O.D.	A	HEX	APPROX. WT. LBS.	LIST PRICE
20333	1/4″	1.31	0.56	0.07	---
20334	3/8"	1.44	0.69	0.12	---

1274

UNION TEE

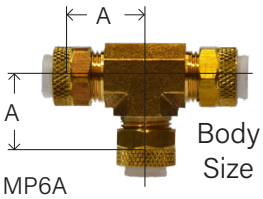

MP6A
264PF

PART #	TUBE O.D.	A	BODY SIZE	APPROX. WT. LBS.	LIST PRICE
20248	1/8″	0.62	0.31	0.02	---
20250	1/4″	0.73	0.44	0.06	---
20251	5/16″	0.62	0.37	0.08	---
20252	3/8″	0.86	0.56	0.08	---
20253	1/2″	0.81	0.62	0.24	---
20330	3/8" x 1/4"				

1264 164P 264P

WARNING: This product can expose you to chemicals, including lead, which are known to the State of California to cause cancer and birth defects or other reproductive harm. For more information, visit www.P65Warnings.ca.gov

FLARELESS
BRASS FITTINGS

FEMALE CONNECTOR



MP66
266PF

PART #	TUBE O.D. X FEMALE NPTF	A	HEX	APPROX. WT. LBS.	LIST PRICE
20256	1/8" x 1/8"	0.75	0.56	0.03	---
20259	1/4" x 1/8"	0.76	0.50	0.04	---
20260	1/4" x 1/4"	1.08	0.62	0.05	---
20261	5/16" x 1/8"	0.75	0.50	0.03	---
20262	3/8" x 1/4"	0.94	0.62	0.05	---
20263	1/2" x 3/8"	1.00	0.81	0.12	---

1266 66P 266P

MALE CONNECTOR



MP68
268PF

PART #	TUBE O.D. X MALE NPTF	A	HEX	APPROX. WT. LBS.	LIST PRICE
20268	1/8" x 1/8"	0.80	0.34	0.04	---
20269	3/16" x 1/8"	0.86	0.44	0.04	---
20270	1/4" x 10/32"				
20271	1/4" x 1/8"	0.82	0.44	0.03	---
20272	1/4" x 1/4"	1.00	0.56	0.05	---
20273	1/4" x 3/8"	1.03	0.69	0.08	---
20274	5/16" x 1/8"	0.81	0.44	0.04	---
20275	5/16" x 1/4"	1.00	0.56	0.05	---
20276	3/8" x 1/8"	1.00	0.56	0.06	---
20277	3/8" x 1/4"	1.03	0.56	0.08	---
20278	3/8" x 3/8"	1.03	0.69	0.10	---
20279	1/2" x 3/8"	1.09	0.69	0.16	---
20282	1/2" x 1/2"	1.33	0.88	0.18	---

1268 68P 268P

MALE ELBOW

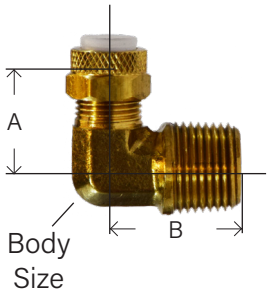

MP69
269PF

PART #	TUBE O.D. X MALE NPTF	A	B	BODY SIZE	APPROX. WT. LBS.	LIST PRICE
20287	1/8" x 1/8"	0.62	0.69	0.31	0.02	---
20289*	1/4" x 1/8"	0.53	0.73	0.50	0.04	---
20290	1/4" x 1/4"	0.66	0.94	0.37	0.06	---
20291	1/4" x 3/8"	0.75	1.03	0.50	0.10	---
20292	5/16" x 1/8"	0.62	0.75	0.41	0.04	---
20293	3/8" x 1/8"	0.79	0.73	0.37	0.08	---
20294	3/8" x 1/4"	0.72	0.94	0.44	0.10	---
20295	3/8" x 3/8"	0.78	1.03	0.50	0.14	---
20296	1/2" x 3/8"	1.09	1.10	0.73	0.16	---

* Barstock

1269 169P 269P

WARNING: This product can expose you to chemicals, including lead, which are known to the State of California to cause cancer and birth defects or other reproductive harm. For more information, visit www.P65Warnings.ca.gov

FLARELESS
BRASS FITTINGS

FEMALE ELBOW

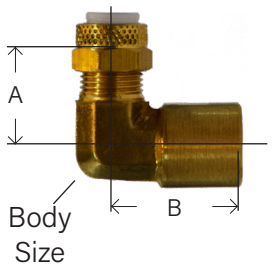

MP70
270PF

PART #	TUBE O.D. X FEMALE NPTF	A	B	BODY SIZE	APPROX. WT. LBS.	LIST PRICE
20302	1/4" x 1/8"	0.62	0.75	0.37	0.08	---
20303	1/4" x 1/4"	0.72	0.88	0.50	0.10	---
20304	3/8" x 1/4"	0.72	0.88	0.50	0.12	---
20305	1/2" x 3/8"	0.91	0.94	0.63	0.16	---

1270 170P 270P

MALE RUN TEE

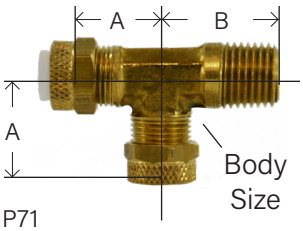

MP71
271PF

PART #	TUBE O.D. X MALE NPTF	A	B	BODY SIZE	APPROX. WT. LBS.	LIST PRICE
20310	1/4" x 1/8"	0.62	0.75	0.37	0.08	---
20311	1/4" x 1/4"	0.66	0.94	0.37	0.10	---
20313	3/8" x 1/4"	0.66	0.94	0.44	0.10	---

1271 171P 271P

MALE BRANCH TEE

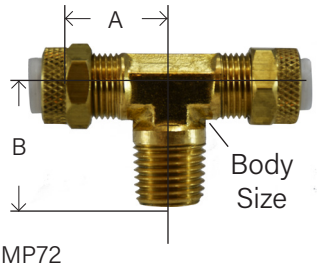

MP72
272PF

PART #	TUBE O.D. X MALE NPTF	A	B	BODY SIZE	APPROX. WT. LBS.	LIST PRICE
20319	1/4" x 1/8"	0.63	0.75	0.37	0.07	---
20320	1/4" x 1/4"	0.66	0.94	0.37	0.09	---
20322	3/8" x 1/8"	0.63	0.75	0.44	0.08	---
20323	3/8" x 1/4"	0.66	0.94	0.44	0.11	---
20324	1/2" x 3/8"	0.81	1.06	0.63	0.21	---

1272 172P 272P

FEMALE BRANCH TEE

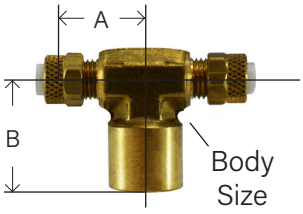

MP77
277PF

PART #	TUBE O.D. X FEMALE NPTF	A	B	BODY SIZE	APPROX. WT. LBS.	LIST PRICE
20328	1/4" x 1/4"	0.84	1.16	0.56	0.16	---

1277 177P 277P

WARNING: This product can expose you to chemicals, including lead, which are known to the State of California to cause cancer and birth defects or other reproductive harm. For more information, visit www.P65Warnings.ca.gov

Dimension data can change without notice. Please check when dimensions are critical.

FLARELESS
BRASS FITTINGS

UNIVERSAL NUT AND BRASS SLEEVE ASSEMBLY



MP61B
261PFB

PART #	TUBE O.D.	THREAD	A	HEX	APPROX. WT. LBS.	LIST PRICE
20227	1/8″	5/16-24	0.37	0.37	0.02	---
20228	3/16″	3/8-24	0.41	0.44	0.02	---
20229	1/4″	3/8-24	0.34	0.43	0.02	---
20230	5/16″	7/16-24	0.34	0.50	0.02	---
20231	3/8″	1/2-24	0.37	0.56	0.04	---
20232	1/2″	11/16-20	0.42	0.81	0.04	---

261PFB **1261B** 61PB **261UB**

NUT



MP61
261PFN

PART #	TUBE O.D.	THREAD	A	HEX (DIA.)	APPROX. WT. LBS.	LIST PRICE
20218	1/8″	5/16-24	0.37	0.37	0.01	---
20219	3/16″	3/8-24	0.41	0.44	0.01	---
20220	1/4″	3/8-24	0.34	0.44	0.02	---
20221	5/16″	7/16-24	0.34	0.50	0.02	---
20222	3/8″	1/2-24	0.38	0.56	0.04	---
20223	1/2″	11/16-20	0.42	0.81	0.06	---

61PN **1261** 261FPN

PLASTIC SLEEVE



MP60
260PF

PART #	TUBE O.D.	A	B	APPROX. WT. LBS.	LIST PRICE
20205	1/4″	0.34	0.26	0.01	---
20206	5/16″	0.39	0.32	0.01	---
20207	3/8″	0.41	0.38	0.01	---
20208	1/2″	0.44	0.51	0.01	---

260FF **1260** 60P **260P**

PLASTIC CAP



MP59
269PF

PART #	TUBE O.D.	A	APPROX. WT. LBS.	LIST PRICE
20201	1/4″	0.50	0.01	---
20203	3/8″	0.56	0.01	---
20204	1/2″	0.59	0.01	---

1229 **59P** 259P

Dimension data can change without notice. Please check when dimensions are critical.

WARNING: This product can expose you to chemicals, including lead, which are known to the State of California to cause cancer and birth defects or other reproductive harm. For more information, visit www.P65Warnings.ca.gov

PUSH-IN/ PUSH-TO-CONNECT FITTINGS

BRASS PUSH-IN



NICKEL PLATED BRASS PUSH-IN



NICKEL PLATED W/ NICKEL COLLET



STAINLESS STEEL PUSH-IN



DOT COMPOSITE PUSH-IN



METRIC N/P BRASS PUSH-IN



COMPOSITE BODY PUSH-IN



COMPOSITE BODY METRIC PUSH-IN



FDA PLASTIC PUSH-IN



DOT BRASS PUSH-IN



WARNING: This product can expose you to chemicals, including lead, which are known to the State of California to cause cancer and birth defects or other reproductive harm. For more information, visit www.P65Warnings.ca.gov

BRASS PUSH-IN FITTINGS



ENGINEERING AND DESIGN

• QUICK CONNECT, simply push tubing in, no tools. Saves up to 75% of assembly time of standard compression fittings.
• QUICK DISCONNECT, hold two fingers on insert and pull tubing out, no tools required.
• REUSEABLE, connect and disconnect numerous times.
• FULL FLOW DESIGN, provides up to 60% more flow area than conventional fittings with internal tube supports.
• POSITIVE SEAL, no leaks. After tubing is inserted, seal is made.
• VERSATILE, BunaN “O” rings standard. Other materials of “O” rings available.
• SECURE TUBE RETENTION, pulling on tubing only serves to tighten the connection.
• SELF CONTAINED ASSEMBLY, no loose parts, brass body and insert.
• BRASS CONSTRUCTION, elbows and tees are forged brass.
• CHOICE of convenient swivel of economical stationary elbows and tees.
• STRAIGHT CONNECTORS have interior hex for Allen key tightening where space is limited...no need to use a wrench.
• PRE-APPLIED TEFLON ® based pipe sealant on all male pipe threads, saving customer additional labor.
• METRIC SIZES AVAILABLE: Metric tube sizes from 2mm through 12mm in both standard NPT and metric pipe sizes are available on a special order basis.
• WORKING TEMPERATURE:
-100^{0}F to 200^{0}F (other ranges available on request).
• PIPE THREAD: NPTF with Teflon ® based sealant pre-applied.
• TOLERANCE
+/- .02 on all dimensions. Dimension data can change without notice. Please call us when dimensions are critical

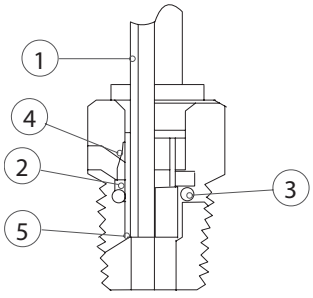

When tubing (1) is inserted into the fitting, it first passes through the gripping teeth (2). Just beyond the gripping teeth is the o-ring (3) which provides the leak proof seal against the OD of the tube. The gripping teeth grab the tube, which expands the insert. Pulling back on the tube only tightens the grip as the insert moves onto the camming surface (4). Pressure through the tube also serves to tighten the grip. The tube bottoms against a positive tube stop (5) in a cavity providing tube support to prevent leakage.

WARNING: This product can expose you to chemicals, including lead, which are known to the State of California to cause cancer and birth defects or other reproductive harm. For more information, visit www.P65Warnings.ca.gov

BRASS PUSH-IN FITTINGS
BRASS FITTINGS

Union Connector



AQ62P
MQ62

PART #	TUBE O.D.	A	B	APPROX. WT. LBS.	LIST PRICE
20017	1/8″	1.07	0.38	0.03	---
20018	5/32″	1.07	0.38	0.03	---
20019	1/4″	1.50	0.44	0.05	---
20001	3/16"				
20022	3/8″ x 1/4″	1.46	0.56	0.05	---
20015	5/16"				
20020	3/8″	1.44	0.56	0.06	---
20021	1/2″	1.63	0.81	0.18	---

AQ62 6580 3106 62PL KQH 12-020 50-562 262-OF 1162 262PP

UNION TEE

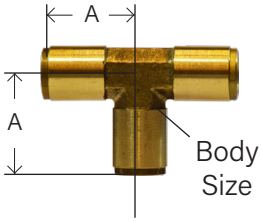

AQ64P
MQ64

PART #	TUBE O.D.	A	BODY SIZE	APPROX. WT. LBS.	LIST PRICE
20025	1/8″	0.65	0.31	0.04	---
20026	5/32″	0.67	0.31	0.04	---
20027	3/16″	0.75	0.37	0.06	---
20028	1/4″	0.92	0.37	0.09	---
20031*	5/16″	0.89	0.49	0.10	---
20029	3/8″	0.98	0.50	0.13	---
20030	1/2″	1.16	0.62	0.24	---
20029R64	3/8" x 1/4"				

* Nickel Plated

KQT 12-060 50-564 264OF 264PP 1164 AQ64 6540 3140 164PL

UNION ELBOW

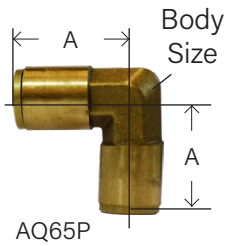

AQ65P
MQ65

PART #	TUBE O.D.	A	BODY SIZE	APPROX. WT. LBS.	LIST PRICE
20150	1/8″	0.65	0.31	0.02	---
20151	5/32″	0.67	0.31	0.04	---
20152	1/4″	0.87	0.37	0.06	---
20155	5/16"	0.91	0.47	0.08	---
20153	3/8″	0.97	0.50	0.09	---
20154	1/2″	1.15	0.62	0.18	---

AQ65 6550 3102 165PL KQL 12-040 50-565 265-OF

FEMALE CONNECTOR



AQ66P

PART #	TUBE O.D. X FEMALE NPTF	A	HEX	APPROX. WT. LBS.	LIST PRICE
20032	1/8″ x 1/8″	0.96	0.56	0.04	---
20038	1/8″ x 1/4″	1.04	0.67	0.04	---
20012	5/32" x 1/8"	1.09	0.56	0.05	---
20034	1/4″ x 1/8″	1.23	0.56	0.06	---
20035	1/4″ x 1/4″	1.42	0.75	0.09	---
20036	3/8″ x 1/4″	1.32	0.75	0.09	---
20037	3/8″ x 3/8″	1.31	0.87	0.12	---

266PP AQ66 6463 3114 66PL 12-426 50-566 266-OF 1166

WARNING: This product can expose you to chemicals, including lead, which are known to the State of California to cause cancer and birth defects or other reproductive harm. For more information, visit www.P65Warnings.ca.gov

BRASS PUSH-IN FITTINGS
BRASS FITTINGS

MALE CONNECTOR



AQ68P
MQ68

PART #	TUBE O.D. X MALE NPTF	A	HEX	APPROX. WT. LBS.	LIST PRICE
20045	1/8" x 1/16"	0.68	0.37	0.02	---
20047*	1/8" x 10-32"	0.69	0.37	0.02	---
20048	1/8" x 1/8"	0.61	0.43	0.02	---
20023	1/8" x 1/4"	0.98	0.56	0.04	---
20049*	5/32" x 10-32"*	0.67	0.37	0.02	---
20050	5/32" x 1/8"	0.67	0.43	0.03	---
20046	5/32" x 1/4"	0.85	0.56	0.05	---
20051*	3/16" x 10-32"*	0.80	0.37	0.02	---
20052	3/16" x 1/8"	0.93	0.43	0.03	---
20053*	1/4" x 10-32"*	0.70	0.43	0.03	---
20039	1/4" x 1/16"	0.92	0.43	0.06	---
20054	1/4" x 1/8"	0.93	0.43	0.06	---
20055	1/4" x 1/4"	0.93	0.56	0.10	---
20056	1/4" x 3/8"	0.94	0.68	0.08	---
20530	5/16" x 1/8"	1.07	0.56	0.05	---
20531	5/16" x 1/4"	0.98	0.56	0.10	---
20532	5/16" x 3/8"	1.06	0.75	0.08	---
20057	3/8" x 1/8"	1.10	0.56	0.06	---
20058	3/8" x 1/4"	1.11	0.56	0.05	---
20059	3/8" x 3/8"	1.02	0.68	0.08	---
20062	3/8"x 1/2"	1.02	0.87	0.08	---
20060	1/2" x 1/4"	1.36	0.81	0.11	---
20061	1/2" x 3/8"	1.30	0.81	0.12	---
20063	1/2" x 1/2"	1.23	0.87	0.14	---

* Furnished with gaskets

268PP AQ68 6510 3115 68PL KQH 12-425 50-568 268-OF 1168

SWIVEL MALE ELBOW

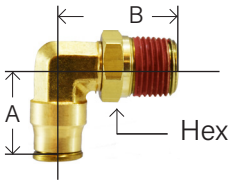

AQ69PS
MQ69S

* Nickel Plated
** Furnished with gaskets

PART #	TUBE O.D. X MALE NPTF	A	B	HEX	APPROX. WT. LBS.	LIST PRICE
20079C210	1/8" x 10-32"					
20079	1/8" x 1/8"	0.69	0.98	0.43	0.07	---
20535*	1/8" x 1/4"	0.76	0.87	0.56	0.06	---
20076**	5/32" x 10-32"	0.67	0.71	0.37	0.04	---
20080	5/32" x 1/8"	0.68	0.89	0.43	0.05	---
20077	5/32" x 1/4"	0.68	1.08	0.56	0.07	---
20078**	1/4" x 10-32"	0.86	0.79	0.31	0.05	---
20081	1/4" x 1/8"	0.90	0.93	0.37	0.08	---
20082	1/4" x 1/4"	0.90	0.99	0.56	0.10	---
20086	1/4" x 3/8"	0.98	1.14	0.68	0.09	---
20538*	5/16" x 1/4"	0.91	0.85	0.56	0.07	---
20539*	5/16" x 3/8"	0.91	0.87	0.75	0.08	---
20087	3/8" x 1/8"	1.00	1.06	0.43	0.09	---
20083	3/8" x 1/4"	0.99	1.15	0.56	0.10	---
20084	3/8" x 3/8"	1.00	1.24	0.68	0.20	---
20088	3/8" x 1/2"	1.00	1.54	0.87	0.19	---
20085	1/2" x 3/8"	1.16	1.34	0.68	0.18	---
20092	1/2" x 1/2"	1.16	1.51	0.87	0.24	---

AQ69-PS 56520 3109 169PL KQL 12-447 50-579 269-OFS 11695

WARNING: This product can expose you to chemicals, including lead, which are known to the State of California to cause cancer and birth defects or other reproductive harm. For more information, visit www.P65Warnings.ca.gov

BRASS PUSH-IN FITTINGS
BRASS FITTINGS

FIXED MALE ELBOW

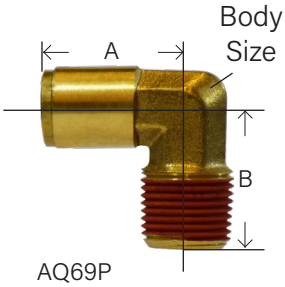

AQ69P
MQ69

Dimension data can change without notice. Please check when dimensions are critical.

PART #	TUBE O.D. X MALE NPTF	A	B	BODY SIZE	APPROX. WT. LBS.	LIST PRICE
20065	1/8" x 1/8"	0.69	0.69	0.31	0.03	---
20066	5/32" x 1/8"	0.68	0.68	0.31	0.03	---
20067	3/16" x 1/8"	0.75	0.71	0.37	0.04	---
20068	1/4" x 1/8"	0.89	0.75	0.37	0.06	---
20069	1/4" x 1/4"	0.95	0.96	0.37	0.08	---
20070	1/4" x 3/8"	1.00	0.98	0.50	0.10	---
20071	3/8" x 1/8"	0.99	0.80	0.50	0.06	---
20072	3/8" x 1/4"	0.98	0.98	0.50	0.09	---
20073	3/8" x 3/8"	0.97	0.98	0.50	0.12	---
20074	1/2" x 1/4"	1.15	1.05	0.62	0.15	---
20075	1/2" x 3/8"	1.18	1.05	0.62	0.22	---
20064	1/2" x 1/2"	1.16	1.66	0.62	0.20	---

269PP AQ69-P 6500 169PLNS 12-445 1169

FEMALE SWIVEL ELBOW

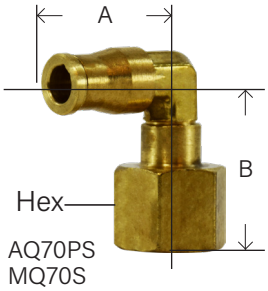

AQ70PS
MQ70S

PART #	TUBE O.D. X FEMALE NPTF	A	B	HEX	LIST PRICE
20094S	5/32" x 1/8"	0.76	1.06	0.56	---
20089S	1/4" x 1/8"	0.98	1.08	0.56	---
20090S	1/4" x 1/4"	0.98	1.26	0.75	---

FIXED FEMALE ELBOW

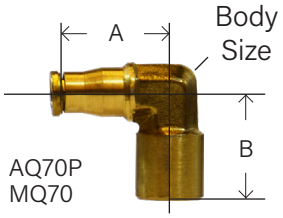

AQ70P
MQ70

PART #	TUBE O.D. X FEMALE NPTF	A	B	BODY SIZE	APPROX. WT. LBS.	LIST PRICE
20192	1/8" x 1/8"	0.78	0.82	0.31	0.02	---
20089	1/4" x 1/8"	0.91	0.75	0.37	0.06	---
20090	1/4" x 1/4"	1.03	1.03	0.50	0.11	---
20091	3/8" x 1/4"	0.98	0.95	0.50	0.16	---

AQ70-P 3009

SWIVEL MALE RUN TEE

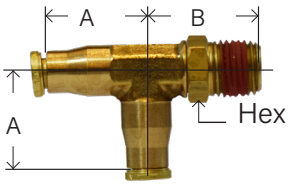

AQ71PS
MQ71S

PART #	TUBE O.D. X MALE NPTF	A	B	HEX	APPROX. WT. LBS.	LIST PRICE
20160	1/8" x 1/8"	0.65	0.86	0.43	0.08	---
20161	5/32" x 1/8"	0.67	1.04	0.43	0.09	---
20162	1/4" x 1/8"	0.92	1.04	0.44	0.09	---
20163	1/4" x 1/4"	0.92	1.13	0.56	0.11	---
20168	1/4" x 3/8"					
20164	3/8" x 1/4"	0.94	1.19	0.56	0.11	---
20165	3/8" x 3/8"	0.96	1.24	0.50	0.12	---
20166	1/2" x 3/8"	1.14	1.31	0.68	0.14	---
20167	1/2" x 1/2"	1.14	1.61	0.87	0.16	---

AQ71-PS 56440 3103 171PL KQY 12-468 50-571 271-OFS 11715

WARNING: This product can expose you to chemicals, including lead, which are known to the State of California to cause cancer and birth defects or other reproductive harm. For more information, visit www.P65Warnings.ca.gov

BRASS PUSH-IN FITTINGS
BRASS FITTINGS

FIXED MALE RUN TEE

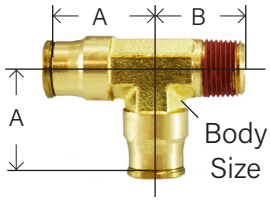

AQ71P
MQ71

PART #	TUBE O.D. X MALE NPTF	A	B	BODY SIZE	APPROX. WT. LBS.	LIST PRICE
20095	1/8" x 1/8"	0.65	0.72	0.31	0.04	---
20098	1/4" x 1/8"	0.92	0.74	0.37	0.08	---
20093	1/4" x 1/4"	0.92	0.92	0.43	0.10	---
20099	3/8" x 1/8"	0.94	0.82	0.50	0.14	---
20100	3/8" x 1/4"	0.98	0.98	0.50	0.12	---
20101	3/8" x 3/8"	1.05	1.05	0.62	0.10	---
20102	1/2" x 3/8"	1.14	1.05	0.62	0.18	---

AQ71-P

SWIVEL MALE BRANCH TEE

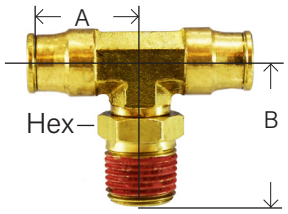

AQ72PS
MQ72S

PART #	TUBE O.D. X MALE NPTF	A	B	HEX	APPROX. WT. LBS.	LIST PRICE
20103	1/8" x 1/8"	0.65	0.81	0.31	0.04	---
20104*	5/32" x 10-32"*	0.65	0.71	0.31	0.04	---
20109	5/32" x 1/8"	0.67	0.94	0.37	0.06	---
20105	1/4" x 1/8"	0.92	0.97	0.43	0.08	---
20106	1/4" x 1/4"	0.92	1.09	0.55	0.10	---
20107	3/8" x 1/4"	0.96	1.14	0.56	0.18	---
20108	3/8" x 3/8"	0.96	1.23	0.69	0.16	---
20110	1/2" x 3/8"	1.16	1.34	0.69	0.24	---
20111	1/2" x 1/2"	1.16	1.64	0.87	0.28	---

* Furnished with gaskets

FIXED MALE BRANCH TEE

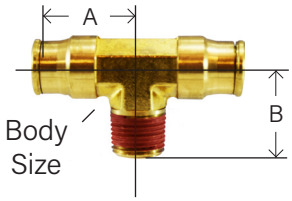

AQ72P
MQ72

PART #	TUBE O.D. X MALE NPTF	A	B	BODY SIZE	APPROX. WT. LBS.	LIST PRICE
20112	1/8" x 1/8"	0.69	0.72	0.31	0.04	---
20113	5/32" x 1/8"	0.69	0.65	0.31	0.04	---
20115	1/4" x 1/8"	0.92	0.74	0.37	0.12	---
20116	1/4" x 1/4"	0.91	0.91	0.43	0.10	---
20117	3/8" x 1/8"	0.98	0.80	0.50	0.08	---
20118	3/8" x 1/4"	0.98	0.97	0.50	0.12	---
20119	3/8" x 3/8"	0.98	0.97	0.50	0.14	---
20607	1/2" x 1/4"					
20120	1/2" x 3/8"	1.16	1.05	0.62	0.18	---

AQ72-P

SWIVEL 45° ELBOW



PART #	TUBE O.D. X MALE NPTF	A	B	BODY SIZE	APPROX. WT. LBS.	LIST PRICE
20139	1/4" x 1/8"					---
20140	1/4" x 1/4"					---
20141	3/8" x 1/4"					---

WARNING: This product can expose you to chemicals, including lead, which are known to the State of California to cause cancer and birth defects or other reproductive harm. For more information, visit www.P65Warnings.ca.gov

BRASS PUSH-IN FITTINGS
BRASS FITTINGS

UNION "Y"

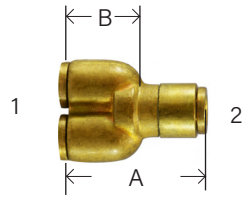

AQ89P

PART #	TUBE O.D. 1 X 2	A	B	APPROX. WT. LBS.	LIST PRICE
20551	5/32" x 5/32"	1.36	0.81	0.11	---
20552	1/4" x 1/8"	1.61	1.06	0.12	---
20553	1/4" x 1/4"	1.81	1.16	0.14	---

BULKHEAD UNION



AQ82P
MQ82

PART #	TUBE O.D. A	B	C	HEX	APPROX. WT. LBS.	LIST PRICE
20124	1/8"	1.12	7/16-20	0.62	0.03	---
20125	5/32"	1.12	7/16-20	0.62	0.03	---
20126	3/16"	1.27	1/2-20	0.68	0.04	---
20127	1/4"	1.69	1/2-20	0.68	0.06	---
20128	3/8"	1.69	3/4-16	0.81	0.13	---
20129	1/2"	1.85	15/16-20	1.12	0.16	---

AQ82-P **6590** 62PLBH **KQE** 12-029 **50-582** 282-OF **1174**

FEMALE BULKHEAD UNION



AQ86P
MQ86

PART #	TUBE O.D. X FEMALE NPTF	A	HEX	APPROX. WT. LBS.	LIST PRICE
20170	1/4" x 1/8"	1.19	0.68	0.08	---
20171	1/4" x 1/4"	1.36	0.75	0.10	---
20172	3/8" x 1/4"	1.71	0.75	0.14	---

AQ86-P **1166BH**

Dimension data can change without notice. Please call us when dimensions are critical.

CROSS

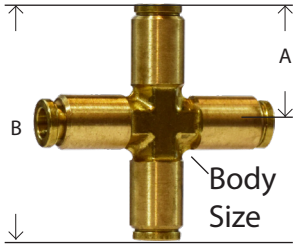

SIZE	SIZE	A	B	BODY SIZE	LIST PRICE
20142	1/4"	1.03	2.06	0.37	---
20143	3/8"	1.06	2.12	0.50	---

WARNING: This product can expose you to chemicals, including lead, which are known to the State of California to cause cancer and birth defects or other reproductive harm. For more information, visit www.P65Warnings.ca.gov

BRASS PUSH-IN FITTINGS
BRASS FITTINGS

REDUCER - NICKEL PLATED - TUBE OD X STUD



PART #	TUBE O.D. 1 X 2	A	B	APPROX. WT. LBS.	LIST PRICE
20510	1/8" x 1/4"	1.38	0.39	0.02	---
20511	5/32" x 1/4"	1.33	0.35	0.02	---
20512	1/4" x 3/8"	1.50	0.51	0.04	---

67PPL **286PP**

MQ97

DOUBLE MALE UNION - NICKEL PLATED



PART #	TUBE O.D.	A	APPROX. WT. LBS.	LIST PRICE
20006	1/4"	1.40	0.02	---
20008	3/8"	1.81	0.02	---

(For polyurethane or other soft plastic tubing)

AQ34

PLASTIC PLUG



▪ Cored

AQ59P
MQ59

PART #	TUBE O.D.	A	APPROX. WT. LBS.	LIST PRICE
20009	5/32"	1.16	0.01	---
20010	1/4"	1.40	0.01	---
20011	3/8"	1.40	0.02	---
20013	1/2"	1.50	0.02	---
20014	5/16"			---

284PP **AQ59** 209-OF **1129** 6900 **639PL** 12-004 **50-526**

WARNING: This product can expose you to chemicals, including lead, which are known to the State of California to cause cancer and birth defects or other reproductive harm. For more information, visit www.P65Warnings.ca.gov

NICKEL PLATED PUSH-IN FITTINGS WITH GLOBAL THREAD

• NPTF • BSPP • BSPT • ISO 7 • ISO 228 • G THREAD • J THREAD



- Saves time and money
- No stripped threads
- No stripped parts
- Reduce inventory
- Completely reusable
- Quick installation
- No pitch identification

Component Parts and Materials	
Body	Brass - Nickel Plated
Thrust Ring	Acetalic Resin/ Glass filled Nylon
Sleeve	Brass - Nickel Plated
Gripper Collet	Stainless Steel
Safety Ring	PA66
Lip Seal (1/8 O-Ring Seal)	NBR 70
Thread Seal	NBR 70

Max Operating Pressure: Vacuum to 290PSI.
Min Temperature: -4°F
Max Temperature: 176°F
Tubing: Nylon, Polyethylene, Polyurethane.
- For best results use 95 Durometer
Media: Compressed air, water, vacuum

- Tolerance
+/- .02 on all dimensions. Dimension data can change without notice. Please call us when dimensions are critical.

GLOBAL THREAD
Works With Inch or Metric Threads

GLOBAL THREAD
NPT • BSPT • RC • NPTF • BSPP • G

"Global Thread" fittings can be assembled with female threads produced to the following standards:

Tapered NPTF
Parrallel (BSPP, BSP, ISO 7)
Tapered (BSPT, PT, ISO 7, ISO 228)

WARNING: This product can expose you to chemicals, including lead, which are known to the State of California to cause cancer and birth defects or other reproductive harm. For more information, visit www.P65Warnings.ca.gov

NICKEL PLATED PUSH-IN FITTINGS

UNION CONNECTOR



PART #	TUBE O.D.	LIST PRICE
20017N	1/8″	---
20018N	5/32″	---
20016N	5/32" x 1/4"	---
20019N	1/4″	---
20015N	5/16"	---
20020N	3/8″	---
20022N	3/8" x 1/4"	---
20021N	1/2″	---
20024N	1/2" x 3/8"	---

62PL 88040

UNION TEE



PART #	TUBE O.D.	LIST PRICE
20025N	1/8″	---
20026N	5/32″	---
20028N	1/4″	---
20031N	5/16″	---
20029N	3/8″	---
20030N	1/2″	---

164PL 88230

UNION ELBOW



PART #	TUBE O.D.	LIST PRICE
20150N	1/8″	---
20151N	5/32″	---
20152N	1/4″	---
20155N	5/16″	---
20153N	3/8″	---
20154N	1/2″	---

165PL 88130

FEMALE CONNECTOR



PART #	TUBE O.D. X FEMALE NPTF	LIST PRICE
20032N	1/8″ x 1/8″	---
20038N	1/8″ x 1/4″	---
20034N	1/4″ x 1/8″	---
20035N	1/4″ x 1/4″	---
20036N	3/8″ x 1/4″	---
20037N	3/8″ x 3/8″	---

66PL 88030

WARNING: This product can expose you to chemicals, including lead, which are known to the State of California to cause cancer and birth defects or other reproductive harm. For more information, visit www.P65Warnings.ca.gov

NICKEL PLATED PUSH-IN FITTINGS
BRASS FITTINGS

MALE CONNECTOR



GLOBAL THREAD
NPT • BSPT • RC • NPTF • BSPP • G

PART #	TUBE O.D. X MALE GLOBAL THREAD	LIST PRICE
20047N	1/8″ x 10-32″	---
20048N	1/8″ x 1/8″	---
20023N	1/8″ x 1/4″	---
20049N	5/32″ x 10-32″	---
20050N	5/32″ x 1/8″	---
20046N	5/32″ x 1/4″	---
20053N	1/4″ x 10-32″	---
20054N	1/4″ x 1/8″	---
20055N	1/4″ x 1/4″	---
20056N	1/4″ x 3/8″	---
20530N	5/16″ x 1/8″	---
20531N	5/16″ x 1/4″	---
20532N	5/16″ x 3/8″	---
20057N	3/8″ x 1/8″	---
20058N	3/8″ x 1/4″	---
20059N	3/8″ x 3/8″	---
20062N	3/8″ x 1/2″	---
20841N	1/2" x1/8"	---
20060N	1/2″ x 1/4″	---
20061N	1/2″ x 3/8″	---
20063N	1/2″ x 1/2″	---

FIXED MALE ELBOW



PART #	TUBE O.D. X MALE NPTF	LIST PRICE
20068N	1/4″ x 1/8″	---
20069N	1/4″ x 1/4″	---
20072N	3/8″ x 1/4″	---
20073N	3/8″ x 3/8″	---

W169PLNS 8100

SWIVEL MALE ELBOW



GLOBAL THREAD
NPT • BSPT • RC • NPTF • BSPP • G

PART #	TUBE O.D. X MALE GLOBAL THREAD	LIST PRICE
20079N	1/8″ x 1/8″	---
20535N	1/8″ x 1/4″	---
20076N	5/32″ x 10-32″	---
20080N	5/32″ x 1/8″	---
20848N	5/32" x 1/4"	---
20081N	1/4″ x 1/8″	---
20082N	1/4″ x 1/4″	---
20086N	1/4″ x 3/8″	---
20537N	5/16" x 1/8"	---
20538N	5/16″ x 1/4″	---
20539N	5/16″ x 3/8″	---
20087N	3/8″ x 1/8″	---
20083N	3/8″ x 1/4″	---
20084N	3/8″ x 3/8″	---
20088N	3/8″ x 1/2″	---
20184N	1/2" x 1/4"	---
20085N	1/2″ x 3/8″	---
20092N	1/2″ x 1/2″	---

W169PL 87110

WARNING: This product can expose you to chemicals, including lead, which are known to the State of California to cause cancer and birth defects or other reproductive harm. For more information, visit www.P65Warnings.ca.gov

NICKEL PLATED PUSH-IN FITTINGS
BRASS FITTINGS

FEMALE SWIVEL ELBOW



PART #	TUBE O.D. X FEMALE NPTF	LIST PRICE
20094N	5/32" x 1/8"	---
20089N	1/4" x 1/8"	---
20090N	1/4" x 1/4"	---
20762N	3/8" x 1/8"	---
20091N	3/8" x 1/4"	---

SWIVEL MALE RUN TEE



GLOBAL THREAD
NPT • BSPT • RC • NPTF • BSPP • G

PART #	TUBE O.D. X MALE GLOBAL THREAD	LIST PRICE
20162N	1/4″ x 1/8″	---
20163N	1/4″ x 1/4″	---
20164N	1/4" x 3/8"	---
20168N	3/8" x 1/4"	---
20165N	3/8″ x 3/8″	---
20166N	1/2″ x 3/8″	---
20167N	1/2" x 1/2"	---

W171PL 87222

SWIVEL MALE BRANCH TEE



GLOBAL THREAD
NPT • BSPT • RC • NPTF • BSPP • G

PART #	TUBE O.D. X MALE GLOBAL THREAD	LIST PRICE
20103N	1/8″ x 1/8″	---
20109N	5/32" x 1/8"	---
20105N	1/4″ x 1/8″	---
20106N	1/4″ x 1/4″	---
20156N	1/4" x 3/8"	---
20157N	3/8" x 1/8"	---
20107N	3/8″ x 1/4″	---
20108N	3/8″ x 3/8″	---
20158N	3/8" x 1/2"	---
20112N	1/2" x 1/4"	---
20110N	1/2″ x 3/8″	---
20111N	1/2″ x 1/2″	---

W172PL 87210

BULKHEAD UNION



PART #	TUBE O.D.	LIST PRICE
20124N	1/8"	---
20125N	5/32"	---
20127N	1/4″	---
20123N	5/16″	---
20128N	3/8″	---
20129N	1/2"	---

62PLBH 88050

WARNING: This product can expose you to chemicals, including lead, which are known to the State of California to cause cancer and birth defects or other reproductive harm. For more information, visit www.P65Warnings.ca.gov

NICKEL PLATED PUSH-IN FITTINGS
BRASS FITTINGS

UNION "Y"



PART #	TUBE O.D.	LIST PRICE
20553N	1/4″ x 1/4″	---

662PL 88310

REDUCER



PART #	TUBE O.D. 2	TUBE O.D. 1	LIST PRICE
20510N	1/4"	1/8"	---
20511N	1/4"	5/32"	---
20512N	3/8"	1/4"	---
20513N	1/2"	1/4"	---
20514N	1/2"	3/8"	---

67PPL 88700

Also available: Nylon plug || Single banjo || Double banjo || Push fit cartridges and tools

RIGHT ANGLE FLOW CONTROL METER OUT



PART #	TUBE O.D.	MALE NPT	LIST PRICE
958PPNI-2x1032	1/4″	10-32"	---
958PPNI-2A	1/8″	1/8"	---
958PPNI-2.5x1032	5/32"	10-32"	---
958PPNI-4A	1/4"	1/4"	---
958PPNI-4B	1/4"	3/8"	---
958PPNI-6B	3/8″	3/8"	---
958PPNI-6C	3/8"	1/2"	---

WARNING: This product can expose you to chemicals, including lead, which are known to the State of California to cause cancer and birth defects or other reproductive harm. For more information, visit www.P65Warnings.ca.gov

NICKEL PLATED METRIC PUSH-IN FITTINGS

UNION



PART #	TUBE O.D. (MM)	TUBE O.D. (MM)	LIST PRICE
20600N	4		---
20724N	5		---
20725N	6	4	---
20601N	6		---
20726N	8	6	---
20727N	8		---
20728N	10	8	---
20603N	10		---
20729N	12	10	---
20604N	12		---
20730N	14		---

UNION TEE



PART #	TUBE O.D. (MM)	LIST PRICE
20610N	4	---
20611N	6	---
20612N	8	---
20613N	10	---
20614N	12	---
20743N	14	---

WARNING: This product can expose you to chemicals, including lead, which are known to the State of California to cause cancer and birth defects or other reproductive harm. For more information, visit www.P65Warnings.ca.gov

NICKEL PLATED METRIC PUSH-IN FITTINGS
BRASS FITTINGS

UNION ELBOW



PART #	TUBE O.D. (MM)	LIST PRICE
20206N	4	---
20660N	6	---
20661N	8	---
20807N	10	---
20808N	12	---

UNION Y



PART #	TUBE O.D. (MM)	LIST PRICE
20813N	4	---
20814N	6	---
20815N	8	---
20746N	10	---

PLUG



PART #	TUBE O.D. (MM)	LIST PRICE
20748N	4	---
20749N	5	---
20750N	6	---
20751N	8	---
20752N	10	---
20753N	12	---

METRIC TUBE STRAIGHT MALE



GLOBAL THREAD
NPT · BSPT · RC · NPTF · BSPP · G

PART #	TUBE O.D. (MM)	GLOBAL THREAD	LIST PRICE
20630N*	4	1/8"	---
20631N*	4	1/4"	---
20700N	5	1/8"	---
20701N	5	1/4"	---
20632N*	6	1/8"	---
20633N*	6	1/4"	---
20628N	6	3/8"	---
20629N	6	1/2"	---
20702N*	8	1/8"	---
20634N*	8	1/4"	---
20635N	8	3/8"	---
20703N	8	1/2"	---
20636N*	10	1/4"	---
20637N*	10	3/8"	---
20704N*	10	1/2"	---
20801N	12	1/4"	---
20638N*	12	3/8"	---
20705N*	12	1/2"	---
20706N	14	3/8"	---
20707N	14	1/2"	---

WARNING: This product can expose you to chemicals, including lead, which are known to the State of California to cause cancer and birth defects or other reproductive harm. For more information, visit www.P65Warnings.ca.gov

NICKEL PLATED METRIC PUSH-IN FITTINGS
BRASS FITTINGS

METRIC TUBE INTERNAL HEX



PART #	TUBE O.D. (MM)	GLOBAL THREAD	LIST PRICE
20623N	6	1/4"	---
20624N	6	1/8"	---
20625N*	6	M5	---
20626N	8	1/4"	---

METRIC TUBE SWIVEL MALE ELBOW



GLOBAL THREAD
NPT • BSPT • RC • NPTF • BSPP • G

PART #	TUBE O.D. (MM)	GLOBAL THREAD	LIST PRICE
20708N*	4	1/8"	---
20709N*	4	1/4"	---
20710N	5	1/8"	---
20642N*	6	1/8"	---
20803N*	6	1/4"	---
20711N*	8	1/8"	---
20805N*	8	1/4"	---
20655N	8	3/8"	---
20712N	8	1/2"	---
20656N*	10	1/4"	---
20657N*	10	3/8"	---
20713N*	10	1/2"	---
20658N*	12	3/8"	---
20659N*	12	1/2"	---
20714N	14	3/8"	---
20715N	14	1/2"	---

METRIC TUBE SWIVEL MALE BRANCH TEE



GLOBAL THREAD
NPT • BSPT • RC • NPTF • BSPP • G

PART #	TUBE O.D. (MM)	GLOBAL THREAD	LIST PRICE
20680N*	4	1/8"	---
20682N*	6	1/8"	---
20683N*	6	1/4"	---
20809N*	8	1/8"	---
20684N*	8	1/4"	---
20686N*	10	1/4"	---
20687N*	10	3/8"	---
20718N	14	3/8"	---
20719N	14	1/2"	---

BULKHEAD



PART #	TUBE O.D. (MM)	M	LIST PRICE
20732N	4	MI2x1	---
20734N	6	M14x1	---
20735N	8	M16x1	---
20736N	10	M20x1	---
20737N	12	M22x1	---

WARNING: This product can expose you to chemicals, including lead, which are known to the State of California to cause cancer and birth defects or other reproductive harm. For more information, visit www.P65Warnings.ca.gov

NICKEL PLATED WITH NICKEL COLLET

BRASS FITTINGS

UNION W/ NICKEL COLLET



PART #	TUBE O.D.	LIST
20017NIC	1/8"	
20018NIC	5/32"	
20019NIC	1/4"	
20015NIC	5/16"	
20020NIC	3/8"	
20021NIC	1/2"	

UNION TEE W/ NICKEL COLLET



PART #	TUBE O.D.	LIST
20025NIC	1/8"	
20026NIC	5/32"	
20028NIC	1/4"	
20029NIC	3/8"	
20030NIC	1/2"	

90° UNION ELBOW W/ NICKEL COLLET



PART #	TUBE O.D.	LIST
20150NIC	1/8"	
20151NIC	5/32"	
20152NIC	1/4"	
20155NIC	5/16"	
20153NIC	3/8"	
20154NIC	1/2"	

FEMALE ADAPTER W/ NICKEL COLLET



PART #	TUBE O.D.	FEMALE NPTF	LIST
20032NIC	1/8"	1/8"	
20034NIC	1/4"	1/8"	
20035NIC	1/4"	1/4"	
20036NIC	3/8"	1/4"	
20037NIC	3/8"	3/8"	

WARNING: This product can expose you to chemicals, including lead, which are known to the State of California to cause cancer and birth defects or other reproductive harm. For more information, visit www.P65Warnings.ca.gov

NICKEL PLATED WITH NICKEL COLLET

BRASS FITTINGS

MALE ADAPTER W/ NICKEL COLLET



PART #	TUBE O.D.	MALE NPTF	LIST
20047NIC	1/8"	10-32	
20048NIC	1/8"	1/8"	
20023NIC	1/8"	1/4"	
20049NIC	5/32"	10-32	
20050NIC	5/32"	1/8"	
20046NIC	5/32"	1/4"	
20053NIC	1/4"	10-32	
20054NIC	1/4"	1/8"	
20055NIC	1/4"	1/4"	
20056NIC	1/4"	3/8"	
20530NIC	5/16"	1/8"	
20531NIC	5/16"	1/4"	
20532NIC	5/16"	3/8"	
20057NIC	3/8"	1/8"	
20058NIC	3/8"	1/4"	
20059NIC	3/8"	3/8"	
20062NIC	3/8"	1/2"	
20060NIC	1/2"	1/4"	
20061NIC	1/2"	3/8"	
20063NIC	1/2"	1/2"	

90° MALE ELBOW SWIVEL W/ NICKEL COLLET



PART #	TUBE O.D.	MALE NPTF	LIST
20079NIC	1/8"	1/8"	
20535NIC	1/8"	1/4"	
20076NIC	5/32"	10-32	
20080NIC	5/32"	1/8"	
20081NIC	1/4"	1/8"	
20082NIC	1/4"	1/4"	
20086NIC	1/4"	3/8"	
20538NIC	5/16"	1/4"	
20539NIC	5/16"	3/8"	
20087NIC	3/8"	1/8"	
20083NIC	3/8"	1/4"	
20084NIC	3/8"	3/8"	
20088NIC	3/8"	1/2"	
20184NIC	1/2"	1/4"	
20085NIC	1/2"	3/8"	
20092NIC	1/2"	1/2"	

WARNING: This product can expose you to chemicals, including lead, which are known to the State of California to cause cancer and birth defects or other reproductive harm. For more information, visit www.P65Warnings.ca.gov

NICKEL PLATED WITH NICKEL COLLET

BRASS FITTINGS

MALE RUN TEE SWIVEL W/ NICKEL COLLET



PART #	TUBE O.D.	MALE NPTF	LIST
20160NIC	1/8"	1/8"	
20162NIC	1/4"	1/8"	
20163NIC	1/4"	1/4"	
20164NIC	3/8"	1/4"	

MALE BRANCH TEE SWIVEL W/ NICKEL COLLET



PART #	TUBE O.D.	MALE NPTF	LIST
20103NIC	1/8"	1/8"	
20105NIC	1/4"	1/8"	
20106NIC	1/4"	1/4"	
20107NIC	3/8"	1/4"	
20108NIC	3/8"	3/8"	

BULKHEAD UNION W/ NICKEL COLLET



PART #	TUBE O.D.	LIST
20125NIC	5/32"	
20127NIC	1/4"	
20123NIC	5/16"	
20128NIC	3/8"	
20129NIC	1/2"	

METRIC N/P W/NICKEL COLLET

METRIC UNION W/ NICKEL COLLET



PART #	TUBE O.D. (MM)	LIST
20600NIC	4	
20601NIC	6	
20727NIC	8	
20603NIC	10	
20604NIC	12	

METRIC UNION TEE W/ NICKEL COLLET



PART #	TUBE O.D. (MM)	LIST
20611NIC	6	
20612NIC	8	
20613NIC	10	
20614NIC	12	

WARNING: This product can expose you to chemicals, including lead, which are known to the State of California to cause cancer and birth defects or other reproductive harm. For more information, visit www.P65Warnings.ca.gov

NICKEL PLATED WITH NICKEL COLLET

BRASS FITTINGS

METRIC 90° UNION ELBOW W/ NICKEL COLLET



PART #	TUBE O.D. (MM)	LIST
20206NIC	4	
20660NIC	6	
20661NIC	8	
265PPNIC-10MM	10	
265PPNIC-12MM	12	
20743NIC	14	

METRIC MALE CONNECTOR W/ NICKEL COLLET



PART #	TUBE O.D. (MM)	MALE BSPT	LIST
20630NIC	4	1/8	
20631NIC	4	1/4	
20632NIC	6	1/8	
20633NIC	6	1/4	
20702NIC	8	1/8	
20634NIC	8	1/4	
20635NIC	8	3/8	
20636NIC	10	1/4	
20637NIC	10	3/8	
20801NIC	12	1/4	

METRIC 90° MALE ELBOW SWIVEL W/ NICKEL COLLET



PART #	TUBE O.D. (MM)	MALE BSPT	LIST
20710NIC	4	1/8	
20709NIC	4	1/4	
20859NIC	6	M5	
20642NIC	6	1/8	
20803NIC	6	1/4	
20702NIC	8	1/8	
20805NIC	8	1/4	
20655NIC	8	3/8	
20656NIC	10	1/4	
20657NIC	10	3/8	

WARNING: This product can expose you to chemicals, including lead, which are known to the State of California to cause cancer and birth defects or other reproductive harm. For more information, visit www.P65Warnings.ca.gov

STAINLESS STEEL PUSH IN FITTINGS

BRASS FITTINGS

UNION STAINLESS STEEL



PART #	TUBE O.D.	LIST
20019SS	1/4"	
20015SS	5/16"	
20020SS	3/8"	
20021SS	1/2"	
20022SS	3/8" x 1/4"	
20515SS	5/16" x 1/4"	
20516SS	3/8" x 5/16"	

UNION TEE STAINLESS STEEL



PART #	TUBE O.D.	LIST
20028SS	1/4"	
20029SS	3/8"	
20030SS	1/2"	
20029R64SS	3/8" x 1/4"	

90° UNION ELBOW STAINLESS STEEL



PART #	TUBE O.D.	LIST
20151SS	5/32"	
20152SS	1/4"	
20155SS	5/16"	
20153SS	3/8"	
20154SS	1/2"	

MALE CONNECTOR STAINLESS STEEL



PART #	TUBE O.D.	MALE NPTF	LIST
20054SS	1/4"	1/8"	
20055SS	1/4"	1/4"	
20056SS	1/4"	3/8"	
20058SS	3/8"	1/4"	
20059SS	3/8"	3/8"	
20060SS	1/2"	1/4"	
20061SS	1/2"	3/8"	
20063SS	1/2"	1/2"	

90° MALE ELBOW SWIVEL STAINLESS STEEL



PART #	TUBE O.D.	MALE NPTF	LIST
20081SS	1/4"	1/8"	
20082SS	1/4"	1/4"	
20086SS	1/4"	3/8"	
20538SS	5/16"	1/4"	
20087SS	3/8"	1/8"	
20083SS	3/8"	1/4"	
20084SS	3/8"	3/8"	
20092SS	1/2"	1/2"	

WARNING: This product can expose you to chemicals, including lead, which are known to the State of California to cause cancer and birth defects or other reproductive harm. For more information, visit www.P65Warnings.ca.gov

COMPOSITE BODY PUSH-IN FITTINGS



SPECIFICATIONS	
Fluid admitted	Air
Working pressure range	0-150 PSI (10BAR)
Min. Burst pressure	340PSI (23BAR)
Working Temperature range	0°F ~160°F

The latest generation of composite material is used in the body construction in addition to brass on threaded components and stainless steel on the tube gripper.

• Tolerance
+/- .02 on all dimensions. Dimension data can change without notice. Please call us when dimensions are critical.

MATERIALS OF CONSTRUCTION:		
1	Body	Composite Polyacetal (hemopolymer,copolymer)
2	Body	Brass
3	Tube Release	Acetal Resin
4	Retainer	Brass
5	Gripper Ring	Stainless Steel
6	Spacer	Brass
7	O-Ring	NBR 70
8	Threads	Brass w/ white sealant

WARNING: This product can expose you to chemicals, including lead, which are known to the State of California to cause cancer and birth defects or other reproductive harm. For more information, visit www.P65Warnings.ca.gov

COMPOSITE BODY PUSH-IN FITTINGS

BRASS FITTINGS

UNION



PART #	TUBE O.D.	APPROX. WT. LBS.	LIST PRICE
20017C	1/8"	0.01	---
20018C	5/32"	0.01	---
20001C	3/16"	0.01	---
20019C	1/4″	0.01	---
20015C	5/16"	0.01	---
20020C	3/8″	0.02	---
20021C	1/2"	0.03	---
20002C	1/4" x 1/8"		---
20016C	1/4" x 5/32"	0.01	---
20515C	5/16" x 1/4"	0.01	---
20022C	3/8" x 1/4"	0.01	---
20516C	3/8" x 5/16"	0.02	---
20024C	1/2" x 3/8"	0.03	---

PQ62P

UNION TEE



PART #	TUBE O.D.	APPROX. WT. LBS.	LIST PRICE
20025C	1/8"	0.01	---
20026C	5/32"	0.01	---
20027C	3/16"	0.02	---
20028C	1/4″	0.02	---
20031C	5/16"	0.02	---
20029C	3/8″	0.02	---
20030C	1/2"	0.08	---

PQ64P

90° UNION ELBOW



PART #	TUBE O.D.	APPROX. WT. LBS.	LIST PRICE
20150C	1/8"	0.01	---
20151C	5/32"	0.01	---
20149C	3/16"	0.01	---
20152C	1/4″	0.02	---
20155C	5/16"	0.02	---
20153C	3/8″	0.02	---
20154C	1/2"	0.02	---

PQ65P

UNION "Y" CONNECTOR



PART #	TUBE O.D.	APPROX. WT. LBS.	LIST PRICE
20551C	5/32"	0.01	---
20553C	1/4″	0.02	---
20182C	5/16"	0.02	---
20555C	3/8″	0.02	---
20185C	1/2"	0.07	---

PQ89P

FEMALE CONNECTOR

• Brass



PART #	TUBE O.D.	FEMALE NPT	APPROX. WT. LBS.	LIST PRICE
20034C	1/4″	1/8"	0.02	---
20035C	1/4″	1/4"	0.04	---
20507C	3/8"	1/8"		---
20036C	3/8″	1/4"	0.04	---
20037C	3/8″	3/8"	0.06	---

PQ66P

WARNING: This product can expose you to chemicals, including lead, which are known to the State of California to cause cancer and birth defects or other reproductive harm. For more information, visit www.P65Warnings.ca.gov

COMPOSITE BODY PUSH-IN FITTINGS

BRASS FITTINGS

MALE CONNECTOR

- Nickel Plated



N/P push-in fittings

PART #	TUBE O.D.	MALE NPT	APPROX. WT. LBS.	LIST PRICE
20047C	1/8"	10-32"		---
20045C	1/8"	1/16"		---
20048C	1/8"	1/8"		---
20223C	1/8"	1/4"		---
20052C	3/16"	1/8"		---
20052C34	3/16"	1/4"		---
20050C	5/32"	1/8"	0.02	---
20050C5332	5/32"	10-32"		---
20050C534	5/32"	1/4"		---
20053C	1/4"	10-32"	0.02	---
20054C	1/4"	1/8"	0.02	---
20055C	1/4"	1/4"	0.02	---
20056C	1/4"	3/8"	0.04	---
20530C	5/16"	1/8"	0.05	---
20531C	5/16"	1/4"	0.05	---
20532C	5/16"	3/8"		---
20057C	3/8"	1/8"	0.05	---
20058C	3/8"	1/4"	0.06	---
20059C	3/8"	3/8"	0.06	---
20062C	3/8"	1/2"	0.08	---
20060C	1/2"	1/4"	0.06	---
20061C	1/2"	3/8"	0.08	---
20063C	1/2"	1/2"	0.10	---

PQ68P

SWIVEL MALE ELBOW

- Swivels for installation only.
- Not a live swivel



* Global Thread

PART #	TUBE O.D.	MALE NPT	APPROX. WT. LBS.	LIST PRICE
20079C	1/8"	1/8"	0.01	---
20535C*	1/8"	1/4"	0.01	---
20517C*	3/16"	1/4"	0.01	---
20080C*	5/32"	1/8"	0.01	---
20077C*	5/32"	1/4"	0.01	---
20049C*	5/32"	10/32"	0.01	---
20078C	1/4"	10-32	0.01	---
20081C	1/4"	1/8"	0.02	---
20082C	1/4"	1/4"	0.04	---
20086C	1/4"	3/8"	0.06	---
20518C*	1/4"	1/2"	0.07	---
20537C	5/16"	1/8"	0.04	---
20538C	5/16"	1/4"	0.04	---
20539C*	5/16"	3/8"	0.06	---
20087C	3/8"	1/8"	0.04	---
20083C	3/8"	1/4"	0.08	---
20084C	3/8"	3/8"	0.10	---
20088C	3/8"	1/2"	0.12	---
20184C	1/2"	1/4"	0.14	---
20085C	1/2"	3/8"	0.16	---
20092C*	1/2"	1/2"	0.18	---

PQ69PS

FEMALE SWIVEL ELBOWS

- Swivels for installation only.
- Not a live swivel



PART #	TUBE O.D.	FEMALE NPT	APPROX. WT. LBS.	LIST PRICE
20089C	1/4"	1/8"	0.05	---
20090C	1/4"	1/4"	0.06	---
20591C	1/4"	3/8"	0.07	---
20091C	3/8"	1/4"	0.10	---
20595C	3/8"	3/8"	0.14	---
20596C	3/8 "	1/2"	0.15	---
20597C	1/2"	3/8"	0.20	---
20598C	1/2"	1/2"	0.23	---

WARNING: This product can expose you to chemicals, including lead, which are known to the State of California to cause cancer and birth defects or other reproductive harm. For more information, visit www.P65Warnings.ca.gov

COMPOSITE BODY PUSH-IN FITTINGS
BRASS FITTINGS

45° SWIVELS
- Swivels for installation only.
- Not a live swivel



PART #	TUBE O.D.	MALE NPT	APPROX. WT. LBS.	LIST PRICE
20139C	1/4"	1/8"	0.04	---
20140C	1/4"	1/4"	0.05	---

SWIVEL MALE RUN TEE
- Swivels for installation only.
- Not a live swivel



* Global Thread

PART #	TUBE O.D.	MALE NPT	APPROX. WT. LBS.	LIST PRICE
20160C*	1/8"	1/8"	0.03	---
20162C	1/4″	1/8″	0.04	---
20163C	1/4″	1/4″	0.04	---
20099C	3/8″	1/8″	0.06	---
20100C	3/8″	1/4″	0.08	---
20165C	3/8"	3/8"	0.10	---
20166C	1/2"	3/8"	0.14	---
20167C	1/2"	1/2"	0.16	---

PQ71PS

SWIVEL MALE BRANCH TEE
- Swivels for installation only.
- Not a live swivel



* Global Thread

PART #	TUBE O.D.	MALE NPT	APPROX. WT. LBS.	LIST PRICE
20103C*	1/8"	1/8"	0.02	---
20519C*	1/8"	1/4"	0.03	---
20109C*	5/32"	1/8"	0.02	---
20135C*	5/32"	1/4"	0.03	---
20104C*	5/32"	10/32"	0.03	---
20105C	1/4″	1/8″	0.04	---
20106C	1/4″	1/4″	0.06	---
20121C	1/4″	3/8″	0.08	---
20136C*	5/16"	1/8"	0.04	---
20137C*	5/16"	1/4"	0.05	---
20832C*	5/16"	3/8"	0.06	---
20107C62	3/8"	1/8"		---
20107C	3/8″	1/4″	0.10	---
20108C	3/8″	3/8″	0.12	---
20158C*	3/8"	1/2"	0.14	---
20138C*	1/2"	1/4"	0.14	---
20110C	1/2"	3/8"	0.16	---
20111C	1/2"	1/2"	0.21	---

PQ72PS

BULKHEAD UNION



PART #	TUBE O.D.	APPROX. WT. LBS.	LIST PRICE
20127C	1/4″	0.04	---
20128C	3/8″	0.06	---
20129C	1/2"	0.10	---

PQ82P

WARNING: This product can expose you to chemicals, including lead, which are known to the State of California to cause cancer and birth defects or other reproductive harm. For more information, visit www.P65Warnings.ca.gov

COMPOSITE BODY PUSH-IN FITTINGS
BRASS FITTINGS

BULKHEAD FEMALES



PART #	TUBE O.D.	FEMALE NPTF	APPROX. WT. LBS.	LIST PRICE
20171C	1/4"	1/4"	0.04	---

SWIVEL "Y" CONNECTOR



PART #	TUBE O.D.	MALE NPT	APPROX. WT. LBS.	LIST PRICE
20187C	1/4"	1/8"	0.02	---
20557C	1/4″	1/4"	0.02	---
20188C	3/8"	1/4"	0.04	---
20189C	3/8"	3/8"	0.04	---
20194C	1/2"	3/8"	0.06	---
20195C	1/2"	1/2"	0.09	---

• Swivels for installation only. • Not a live swivel

PQ88PS

IN-LINE NEEDLE VALVE



PART #	TUBE O.D.	APPROX. WT. LBS.	LIST PRICE
20487C	1/4″	0.04	---
20488C	5/16″	0.05	---
20489C	3/8″	0.06	---
20490C	1/2"		---

PQ310C

RIGHT ANGLE FLOW CONTROL METER IN



• Marked w/V
• Free flow out

PART #	TUBE O.D.	MALE NPT	APPROX. WT. LBS.	LIST PRICE
20727C	1/4"	1/8"	0.04	---
20728C	1/4″	1/4"	0.04	---
20780C	3/8"	1/4"	0.06	---
20781C	3/8"	3/8"	0.06	---
20782C	1/2"	1/2"	0.10	---

• Free flow out

JPQ

WARNING: This product can expose you to chemicals, including lead, which are known to the State of California to cause cancer and birth defects or other reproductive harm. For more information, visit www.P65Warnings.ca.gov

COMPOSITE BODY PUSH-IN FITTINGS
BRASS FITTINGS

RIGHT ANGLE FLOW CONTROL METER OUT



PART #	TUBE O.D.	MALE NPT	APPROX. WT. LBS.	LIST PRICE
20785C2510S	5/32"	10-32"		---
20785C252	5/32"	1/8"		---
20785C410S	1/4"	10-32"		---
20785C	1/4"	1/8"	0.04	---
20786C	1/4"	1/4"	0.04	---
20785C46	1/4"	3/8"		---
20787C	3/8"	1/4"	0.06	---
20788C	3/8"	3/8"	0.06	---
20789C	1/2"	1/2"	0.10	---

UNION STRAIGHT HAND VALVE - HVU



PART #	TUBE O.D.	APPROX. WT. LBS.	LIST PRICE
320PPC-4	1/4"	0.05	---
320PPC-6	3/8"	0.09	---
320PPC-8	1/2"	0.10	---

METRIC COMPOSITE BODY PUSH-IN FITTINGS

Technical Characteristics

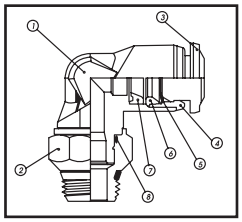

PART 1	BODY	COMPOSITE
PART 2	BODY	NICKEL PLATED BRASS
PART 3	TUBE RELEASE	ACETAL RESIN
PART 4	RETAINER	NICKEL PLATED BRASS
PART 5	GRIPPER RING	STAINLESS STEEL
PART 6	SPACER	COMPOSITE
PART 7	THREAD PACKING	NBR 70
PART 8	O-RING	NBR 70
PART 9	THREAD SEAL	NBR70

Operating Range
Pressure: 0 to 220 PSI (15 bar)
Vacuum: 0 to 29hg (-.99 bar)

Temperature
-50°F to + 175°F (-45°C to + 80°C)

Media
Compressed air.
Non-toxic fluids (water)

Materials
The latest generation of composite material is used in the body construction in addition to nickel-plated brass on threaded components and stainless steel on the tube gripper.

UNION



PART #	TUBE O.D. (MM)	LIST PRICE
20600	4	---
20601	6	---
20602	8	---
20603	10	---
20604	12	---
20730C	14	---

WARNING: This product can expose you to chemicals, including lead, which are known to the State of California to cause cancer and birth defects or other reproductive harm. For more information, visit www.P65Warnings.ca.gov

METRIC COMPOSITE BODY PUSH-IN FITTINGS

BRASS FITTINGS

UNION TEE



PART #	TUBE O.D. (MM)	LIST PRICE
20610	4	---
20611	6	---
20612	8	---
20613	10	---
20614	12	---
20861	14	---

3104

UNION ELBOW



PART #	TUBE O.D. (MM)	LIST PRICE
20806	4	---
20660	6	---
20661	8	---
20807	10	---
20808	12	---
20740	14	---

3102

MALE ADAPTER



PART #	TUBE OD (MM)	MALE BSPT	LIST PRICE
20630	4	1/8″	---
20631	4	1/4″	---
20632	6	1/8″	---
20633	6	1/4″	---
20702C	8	1/8"	---
20634	8	1/4″	---
20635	8	3/8″	---
20636	10	1/4″	---
20637	10	3/8″	---
20637C108	10	1/2"	---
20801	12	1/4″	---
20638	12	3/8″	---
20638C128	12	1/2"	---

3175

SWIVEL ELBOW



* Global Thread

PART #	TUBE OD (MM)	MALE BSPT	LIST PRICE
20690*	4	M5	---
20856*	4	1/8"	---
20855*	4	1/4"	---
20857*	5	1/8"	---
20859*	6	M5	---
20642	6	1/8″	---
20803	6	1/4″	---
20698*	6	3/8"	---
20699*	6	1/2"	---
20711*	8	1/8"	---
20805	8	1/4″	---
20655	8	3/8"	---
20712	8	1/2"	---
20656	10	1/4"	---
20657	10	3/8"	---
20713	10	1/2"	---
20790	12	1/4"	---
20658	12	3/8"	---
20659	12	1/2"	---

WARNING: This product can expose you to chemicals, including lead, which are known to the State of California to cause cancer and birth defects or other reproductive harm. For more information, visit www.P65Warnings.ca.gov

METRIC COMPOSITE BODY PUSH-IN FITTINGS

BRASS FITTINGS

SWIVEL BRANCH TEE



* Global Thread

PART #	TUBE OD (MM)	MALE BSPT	LIST PRICE
20680	4	1/8"	---
20682	6	1/8"	---
20683	6	1/4"	---
20809	8	1/8"	---
20684	8	1/4"	---
20685	8	3/8"	---
20686	10	1/4"	---
20687	10	3/8"	---
20810	10	1/2"	---
20688	12	3/8"	---
20689	12	1/2"	---

SWIVEL RUN TEE



* Global Thread

PART #	TUBE OD (MM)	MALE BSPT	LIST PRICE
20672	6	1/8"	---
20673	6	1/4"	---
20811	8	1/8"	---
20674	8	1/4"	---
20676	10	1/4"	---
20677	10	3/8"	---

UNION WYE



PART #	TUBE OD (MM)	LIST PRICE
20813	4	---
20814	6	---
20815	8	---
20746	10	---
20802	12	---

SWIVEL MALE WYE



* Global Thread

PART #	TUBE OD (MM)	GLOBAL THREAD	LIST PRICE
20816	4	1/8"	---
20817*	6	1/8"	---
20818	6	1/4"	---
20820*	8	1/4"	---

RIGHT ANGLE FLOW CONTROL METER OUT



PART #	TUBE OD (MM)	GLOBAL THREAD	LIST PRICE
20794C42	4	1/8	---
20797C4M5	4	M5 x .08	---
20795C62	6	1/8	---
20795C64	6	1/4	---
20795C6M5	6	M5 x .08	---

WARNING: This product can expose you to chemicals, including lead, which are known to the State of California to cause cancer and birth defects or other reproductive harm. For more information, visit www.P65Warnings.ca.gov

D.O.T. PUSH-IN TUBE FITTINGS



Meets D.O.T. FMVSS 571.106 SAE J1131 Air Brake System Requirements

Benefits for Cost Savings & Engineering Project

• Fast assembly: No tools required. Simply push tubing in. Saves up to 75% of assembly time compared to standard air compression fittings. No loose parts to handle.

• Fast disconnect: Hold the collet collar with two fingers and pull out tube. No tools required.

• Reusable: Can be connected and disconnected several times.

• Reliable sealing: Using recommended tubing, full sealing is guaranteed.

• Versatility: Buna N O'ring standard. Viton and others available per request. Secure tube retention. Pulling on tubing only serves to tighten the connection.

• Pre-Applied Teflon® based pipe sealant on all male pipe threads, saving customer additional labor.

• Full Flow Design, provides more flow area than conventional fittings with internal tube supports even in the swivels.

DOT Fittings are constructed with an all brass captive eyelet which allows for maximum flow. The brass captive eyelet with extended length is floating and has a machined top end radius for easy installation of tubing. All male threads have a pre-applied Teflon® based pipe sealant to provide for easy assembly and leak proof seal.

• Materials:
Brass
"O" Ring: Buna - Nitrile (90 Durometer)
EP (Ethylene Propylene)

• Working Pressures & Temperature Ranges
Vacuum to 150 PSI
-40°F to 200°F (-40°C to +93°C)

Dimension data can change without notice. Please check when dimensions are critical.

WARNING: This product can expose you to chemicals, including lead, which are known to the State of California to cause cancer and birth defects or other reproductive harm. For more information, visit www.P65Warnings.ca.gov

D.O.T. PUSH-IN
BRASS FITTINGS

PLUG



AQ59DOT

PART #	TUBE O.D.	APPROX. WT. LBS.	LIST PRICE
595320	5/32″	0.01	---
590400	1/4″	0.02	---
590600	3/8″	0.02	---
590800	1/2″	0.04	---

1829 DQ59DOT 639PMT

UNION



AQ62DOT
DQ62

PART #	TUBE O.D.	APPROX. WT. LBS.	LIST PRICE
620532	5/32″	0.06	---
620400	1/4″	0.06	---
620600	3/8″	0.13	---
620604	3/8" x 1/4"	0.15	---
620800	1/2″	0.19	---
621000	5/8″	0.30	---
621200	3/4″	0.44	---

AQ62DOT 62PMT 1862 DQ62DOT

UNION TEE



AQ64DOT
DQ64

PART #	TUBE O.D.	APPROX. WT. LBS.	LIST PRICE
640400	1/4″	0.09	---
640600	3/8″	0.16	---
640800	1/2″	0.25	---
641000	5/8"	0.32	---
641200	3/4"	0.36	---
640509	3/8" x 1/4"		

AQ64DOT 164 PMT 1864 DQ64DOT

UNION ELBOW



AQ65DOT
DQ65

PART #	TUBE O.D.	APPROX. WT. LBS.	LIST PRICE
655320	5/32″	0.03	---
650300	3/16"		---
650400	1/4″	0.06	---
650600	3/8″	0.12	---
650800	1/2″	0.18	---

FEMALE CONNECTOR



AQ66DOT
DQ66

PART #	TUBE O.D. X FEMALE NPTF	APPROX. WT. LBS.	LIST PRICE
660402	1/4″ x 1/8″	0.06	---
660404	1/4″ x 1/4″	0.10	---
660602	3/8″ x 1/8″	0.11	---
660604	3/8″ x 1/4″	0.11	---
660606	3/8″ x 3/8″	0.17	---
660804	1/2″ x 1/4″	0.14	---
660806	1/2″ x 3/8″	0.16	---
660808	1/2″ x 1/2″	0.25	---

AQ66DOT 66PMT 1866 DQ66DOT

WARNING: This product can expose you to chemicals, including lead, which are known to the State of California to cause cancer and birth defects or other reproductive harm. For more information, visit www.P65Warnings.ca.gov

D.O.T. PUSH-IN
BRASS FITTINGS

MALE CONNECTOR



AQ68DOT
DQ68

PART #	TUBE O.D. X MALE NPTF	APPROX. WT. LBS.	LIST PRICE
685320	5/32" x 10/32"	0.02	---
685321	5/32" x 1/16"	0.02	---
685322	5/32" x 1/8"	0.02	---
680300	3/16" x 1/16"		---
680302	3/16" x 1/8"	0.02	---
680421	1/4" x 1/16"	0.02	---
680402	1/4" x 1/8"	0.03	---
680404	1/4" x 1/4"	0.04	---
680406	1/4" x 3/8"	0.07	---
680602	3/8" x 1/8"	0.06	---
680604	3/8" x 1/4"	0.07	---
680606	3/8" x 3/8"	0.06	---
680608	3/8" x 1/2"	0.13	---
680804	1/2" x 1/4"	0.11	---
680806	1/2" x 3/8"	0.12	---
680808	1/2" x 1/2"	0.14	---
681006	5/8" x 3/8"	0.18	---
681008	5/8" x 1/2"	0.18	---
681208	3/4" x 1/2"	0.20	---
681212	3/4" x 3/4"	0.20	---

AQ68DOT 68PM 1868 DQ68DOT 68PMT

MALE ELBOW



Forged

AQ69DOT
DQ69

PART #	TUBE O.D. X MALE NPTF	APPROX. WT. LBS.	LIST PRICE
695302	5/32" x 1/16"	0.03	---
695322	5/32" x 1/8"	0.03	---
690302	3/16" x 1/8"	0.03	---
690402	1/4" x 1/8"	0.08	---
690404	1/4" x 1/4"	0.06	---
690406	1/4" x 3/8"	0.11	---
690602	3/8" x 1/8"	0.08	---
690604	3/8" x 1/4"	0.09	---
690606	3/8" x 3/8"	0.11	---
690608	3/8" x 1/2"	0.20	---
690804	1/2" x 1/4"	0.22	---
690806	1/2" x 3/8"	0.22	---
690808	1/2" x 1/2"	0.24	---
691006	5/8" x 3/8"	0.30	---
691008	5/8" x 1/2"	0.32	---
691208	3/4" x 1/2"	0.32	---
691212	3/4" x 3/4"	0.34	---

AQ69DOT 169 PMTNS 1869 DQ69DOT

MALE SWIVEL ELBOW



Forged

AQ62DOTS
DQ69S

PART #	TUBE O.D. X MALE NPTF	APPROX. WT. LBS.	LIST PRICE
695322S	5/32" x 1/8"	0.07	---
690402S	1/4" x 1/8"	0.06	---
690404S	1/4" x 1/4"	0.10	---
690406S	1/4" x 3/8"	0.10	---
690602S	3/8" x 1/8"	0.10	---
690604S	3/8" x 1/4"	0.11	---
690606S	3/8" x 3/8"	0.12	---
690608S	3/8" x 1/2"	0.20	---
690804S	1/2" x 1/4"	0.16	---
690806S	1/2" x 3/8"	0.18	---
690808S	1/2" x 1/2"	0.26	---
691006S	5/8" x 3/8"	0.28	---
691008S	5/8" x 1/2"	0.30	---
691208S	3/4" x 1/2"	0.50	---
691212S	3/4" x 3/4"	0.56	---

AQ69DOTS 169PMT 1869 DQ69DOTS

WARNING: This product can expose you to chemicals, including lead, which are known to the State of California to cause cancer and birth defects or other reproductive harm. For more information, visit www.P65Warnings.ca.gov

D.O.T. PUSH-IN
BRASS FITTINGS

FEMALE ELBOW



Forged

AQ70DOTS
DQ70

PART #	TUBE O.D. X FEMALE NPTF	APPROX. WT. LBS.	LIST PRICE
700402	1/4" x 1/8"	0.06	---
700404	1/4" x 1/4"	0.10	---
700604	3/8" x 1/4"	0.12	---
700606	3/8" x 3/8"	0.17	---
700806	1/2" x 3/8"	0.26	---
700808	1/2" x 1/2"	0.30	---

AQ70DOTS 1870 DQ70DOTS 170PMTNS

FEMALE SWIVEL ELBOW



AQ70DOTS

PART #	TUBE O.D. X FEMALE NPTF	LIST PRICE
700404S	1/4" x 1/4"	---

MALE RUN TEE



Forged

AQ71DOT
DQ71

PART #	TUBE O.D. X MALE NPTF (1 X 3) X 2	APPROX. WT. LBS.	LIST PRICE
710402	1/4" x 1/8"	0.06	---
710404	1/4" x 1/4"	0.08	---
710604	3/8" x 1/4"	0.20	---
71060404	(3/8" x 1/4") x 1/4"	0.20	---
710606	3/8" x 3/8"	0.17	---
710608	3/8" x 1/2"	0.14	---
710806	1/2" x 3/8"	0.28	---

AQ71DOT 171PMTNS 1871 DQ71DOT

MALE SWIVEL RUN TEE



Forged

AQ71DOTS
DQ71S

PART #	TUBE O.D. X MALE NPTF	APPROX. WT. LBS.	LIST PRICE
710402S	1/4" x 1/8"	0.09	---
710404S	1/4" x 1/4"	0.11	---
710604S	3/8" x 1/4"	0.15	---
710606S	3/8" x 3/8"	0.14	---
710804S	1/2" x 1/4"	0.24	---
710806S	1/2" x 3/8"	0.24	---
710808S	1/2" x 1/2"	0.30	---

AQ71DOTS 171PMT 1871 DQ71DOTS

WARNING: This product can expose you to chemicals, including lead, which are known to the State of California to cause cancer and birth defects or other reproductive harm. For more information, visit www.P65Warnings.ca.gov

D.O.T. PUSH-IN
BRASS FITTINGS

MALE 45° ELBOW



Forged

AQ54DOT
DQ54

PART #	TUBE O.D. X MALE NPTF	APPROX. WT. LBS.	LIST PRICE
540402	1/4″ x 1/8″	0.06	---
540404	1/4″ x 1/4″	0.06	---
540602	3/8″ x 1/8″	0.08	---
540604	3/8″ x 1/4″	0.09	---
540606	3/8″ x 3/8″	0.11	---
540608	3/8″ x 1/2″	0.15	---
540804	1/2″ x 1/4″	0.13	---
540806	1/2″ x 3/8″	0.16	---
540808	1/2″ x 1/2″	0.18	---
541006	5/8″ x 3/8″	0.22	---
541008	5/8″ x 1/2″	0.21	---
541208	3/4″ x 1/2″	0.28	---
541212	3/4″ x 3/4″	0.32	---

AQ54DOT 179MTNS 1880 DQ54DOT

MALE 45° SWIVEL ELBOW



AQ54DOTS
DQ54S

PART #	TUBE O.D. X MALE NPTF	APPROX. WT. LBS.	LIST PRICE
540402S	1/4″ x 1/8″	0.06	---
540404S	1/4″ x 1/4″	0.09	---
540602S	3/8″ x 1/8″	0.10	---
540604S	3/8″ x 1/4″	0.11	---
540606S	3/8″ x 3/8″	0.13	---
540608S	3/8" x 1/2"		---
540804S	1/2″ x 1/4″	0.14	---
540806S	1/2″ x 3/8″	0.16	---
540808S	1/2″ x 1/2″	0.18	---
541008S	5/8″ x 1/2″	0.24	---

AQ54DOTS 179PMT 1880 DQ54DOTS

MALE BRANCH TEE



Forged

AQ72DOT
DQ72

PART #	TUBE O.D. X MALE NPTF (1 X 2) X 3	APPROX. WT. LBS.	LIST PRICE
720302	3/16″ x 1/8″	0.07	---
720402	1/4″ x 1/8″	0.10	---
720404	1/4″ x 1/4″	0.10	---
720604	3/8″ x 1/4″	0.14	---
72060404	(3/8" x 1/4") x 1/4"	0.20	---
720606	3/8″ x 3/8″	0.15	---
720804	1/2″ x 1/4″	0.20	---
720806	1/2″ x 3/8″	0.24	---
720808	1/2″ x 1/2″	0.32	---

AQ72DOT 172PMTNS 1872 DQ72DOT

WARNING: This product can expose you to chemicals, including lead, which are known to the State of California to cause cancer and birth defects or other reproductive harm. For more information, visit www.P65Warnings.ca.gov

D.O.T. PUSH-IN
BRASS FITTINGS

MALE SWIVEL BRANCH TEE



AQ72DOTS
DQ72S

PART #	TUBE O.D. X MALE NPTF	APPROX. WT. LBS.	LIST PRICE
720402S	1/4" x 1/8"	0.12	---
720404S	1/4" x 1/4"	0.14	---
720602S	3/8" x 1/8"	0.19	---
720604S	3/8" x 1/4"	0.15	---
720606S	3/8" x 3/8"	0.17	---
720804S	1/2" x 1/4"	0.30	---
720806S	1/2" x 3/8"	0.34	---
720808S	1/2" x 1/2"	0.22	---

AQ72DOTS 172PMT 1872 DQ72DOTS

FEMALE BRANCH TEE



AQ77DOT
DQ77

(RUN) BRANCH		
PART #	(1 & 2) X 3	LIST PRICE
770402	1/4" x 1/8"	---
770404	1/4" x 1/4"	---
770604	3/8" x 1/4"	---

GLADHAND BULKHEAD CONNECTOR



TUBE OD X MALE NPTF		
PART #	SIZE	LIST PRICE
830808	1/2" x 1/2"	---

BULKHEAD UNION

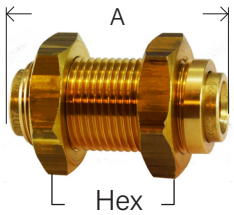

AQ82DOT
DQ82

PART #	TUBE O.D.	APPROX. WT. LBS.	LIST PRICE
820400	1/4"	0.16	---
820600	3/8"	0.21	---
820800	1/2"	0.14	---
821000	5/8"	0.30	---

AQ82DOT 62PMTBH 1874 DQ82DOT

FEMALE BULKHEAD UNION



AQ86DOT
DQ86

PART #	TUBE O.D. X FEMALE NPTF	APPROX. WT. LBS.	LIST PRICE
860402	1/4" x 1/8"	0.08	---
860404	1/4" x 1/4"	0.10	---
860604	3/8" x 1/4"	0.14	---
860606	3/8" x 3/8"	0.31	---
860808	1/2" x 1/2"	0.32	---

AQ86DOT 1873 DQ86DOT 66PMTBH

• Jam nuts not available separately

WARNING: This product can expose you to chemicals, including lead, which are known to the State of California to cause cancer and birth defects or other reproductive harm. For more information, visit www.P65Warnings.ca.gov

METRIC D.O.T. PUSH-IN FITTINGS

METRIC TUBE D.O.T. UNION



PART #	TUBE OD (MM)	APPROX. WT. LBS.	LIST PRICE
620400M	4MM	0.03	---
620600M	6MM	0.05	---
620800M	8MM	0.07	---
621000M	10MM	0.09	---
621200M	12MM	0.20	---
621600M	16MM	0.28	---

METRIC TUBE D.O.T. UNION TEE



PART #	TUBE OD (MM)	APPROX. WT. LBS.	LIST PRICE
640600M	6MM	0.08	---
640800M	8MM	0.08	---
641000M	10MM	0.13	---
641200M	12MM	0.20	---
641208M	12MM x 12MM x 8MM	0.19	---

METRIC TUBE D.O.T. MALE CONNECTOR - METRIC TUBE x MALE NPTF



PART #	TUBE OD (MM) X MALE NPTF	APPROX. WT. LBS.	LIST PRICE
680602M	6MM x 1/8	0.03	---
680604M	6MM x 1/4	0.05	---
680802M	8MM x 1/8	0.04	---
680804M	8MM x 1/4	0.05	---
680806M	8MM x 3/8	0.08	---
681004M	10MM x 1/4	0.07	---
681006M	10MM x 3/8	0.08	---
681204M	12MM x 1/4	0.07	---
681206M	12MM x 3/8	0.06	---

WARNING: This product can expose you to chemicals, including lead, which are known to the State of California to cause cancer and birth defects or other reproductive harm. For more information, visit www.P65Warnings.ca.gov

COMPOSITE BODY DOT AIRBRAKE FITTINGS

WARNING

- Composite DOT push-to-connect fittings are designed only for use in applications where air is utilized as an operating fluid.
- Fittings must be used in accordance with manufacturer and industry specifications.
- They are not intended for use in environments exceeding 145psi or 140 degrees F.
- The Department of Transportation FMVSS 49CFR571-106 prohibits use of this type of fitting for connections between towed and towing vehicles or between a driveshaft and chassis.
- Using Composite DOT fittings in a manner inconsistent with manufacturer specifications may result in serious injury or property damage.
- Under no circumstances shall the supplier be liable to buyer for any consequential or incidental damages of any nature whatsoever arising from nonconformity of goods, defective goods, or delay in shipment or any other breach by seller.

Please feel free to email warning@compdotfitting.com with any questions or concerns.



- One touch connection reduces installation time and cost.
- Rugged ultraviolet and vibration resistant composite body.
- Various shapes and configurations to meet vehicle applications and make installations easier.

Specifications for FMVSS (D.O.T.) and SAE Compliant Fittings

Operating Fluid	Air						
Max. Operating Pressure	145psi (1.0MPa)						
Proof Pressure	Size	5/32"	1/4"	3/8"	1/2"	5/8"	3/4"
	At 75°F (24°C)	1200psi	1200psi	1400psi	950psi	900psi	800psi
	At 200 °F (93°C)	450psi (3.1MPa)					
Recommended Fluid and Ambient Temperature*	-40°F to 140°F (-40°C to 60°C)						
Leak Rate at -40°F (-40°C)	7 Ncm^3/min. or less						
Thread	Thread Portion	ANSI/ASME B1.20.1, 1983 R1992					
	Nut	JIS B 0208 (Unified fine thread) ISO 263					
Thread Sealant	Fluorine/ Acrylic						
Applicable Standards	D.O.T. FMVSS 49 CFR 571.106, SAE J2494-3						
Applicable Tubing	Tubing conforming to both SAE J844 and D.O.T. FMVSS 49 CFR 571.106. Material: Nylon12						
Tube O.D.	5/32", 1/4", 3/8", 1/2", 5/8", 3/4"						

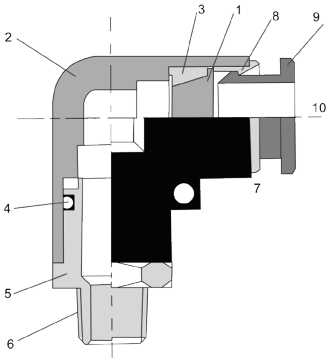

1. Chuck	Stainless steel or Brass
2. Body	Polybutylene Terephthalate (PBT), Brass
3/4. Tube seal, O-Ring	Buna-N, Nitrile Rubber
5. Stud	Brass
6. Sealant	Flourine/ Acrylic
7. Guide	Stainless Steel or Polyacetal (Acetal)
8. Stabilization Ring	Stainless Steel
9. Release Button	Polyacetal, POM (Acetal)
10. Tube support	Stainless Steel/ Brass

WARNING: This product can expose you to chemicals, including lead, which are known to the State of California to cause cancer and birth defects or other reproductive harm. For more information, visit www.P65Warnings.ca.gov

COMPOSITE BODY D.O.T. PUSH-IN
BRASS FITTINGS

STRAIGHT UNION



PART #	TUBE O.D.	APPROX. WT. LBS.	LIST PRICE
620532C	5/32	0.01	---
620300C	3/16		---
620400C	1/4	0.01	---
620600C	3/8	0.03	---
620800C	1/2	0.05	---
621000C	5/8	0.08	---
621200C	3/4		---
6200453C	1/4 x 5/32		---
640604C	3/8 x 1/4		
620806CC	1/2 x 3/8		---

UNION TEE



PART #	TUBE O.D.	APPROX. WT. LBS.	LIST PRICE
645320C	5/32	0.02	---
640300C	3/16		---
640400C	1/4	0.02	---
640600C	3/8	0.05	---
640800C	1/2	0.07	---
641000C	5/8	0.13	---
640406C	1/4 x 3/8		---
64060604C	3/8 x 1/4		---
640806C	1/2 x 3/8		---

UNION 90° ELBOW



PART #	TUBE O.D.	APPROX. WT. LBS.	LIST PRICE
655320C	5/32	0.01	---
650400C	1/4	0.02	---
650600C	3/8	0.04	---
650800C	1/2	0.05	---
651000C	5/8		---

FEMALE CONNECTOR



PART #	TUBE O.D.	FEMALE NPTF	APPROX. WT. LBS.	LIST PRICE
665302C	5/32	1/8-27	0.04	---
665304C	5/32	1/4-18	0.06	---
660402C	1/4	1/8-27	0.04	---
660404C	1/4	1/4-18	0.06	---
660406C	1/4	3/8-18	0.10	---
660602C	3/8	1/8-27	0.07	---
660604C	3/8	1/4-18	0.07	---
660606C	3/8	3/8-18	0.11	---
660608C	3/8	1/2-14	0.12	---
660802C	1/2	1/8-27	0.11	---
660804C	1/2	1/4-18	0.13	---
660806C	1/2	3/8-18	0.12	---
660808C	1/2	1/2-14	0.13	---
661008C	5/8	1/2-14		---

WARNING: This product can expose you to chemicals, including lead, which are known to the State of California to cause cancer and birth defects or other reproductive harm. For more information, visit www.P65Warnings.ca.gov

COMPOSITE BODY D.O.T. PUSH-IN
BRASS FITTINGS

STRAIGHT MALE CONNECTOR



PART #	TUBE O.D.	MALE NPTF	APPROX. WT. LBS.	LIST PRICE
685301C	5/32	1/16-28	0.02	---
685302C	5/32	1/8-27	0.02	---
685304C	5/32	1/4-27	0.03	---
680302C	3/16	1/8-27		---
680402C	1/4	1/8-27	0.02	---
680404C	1/4	1/4-18	0.03	---
680406C	1/4	3/8-18	0.05	---
680408C	1/4	1/2-14		---
680602C	3/8	1/8-27	0.05	---
680604C	3/8	1/4-18	0.06	---
680606C	3/8	3/8-18	0.06	---
680608C	3/8	1/2-14	0.09	---
680804C	1/2	1/4-18	0.09	---
680806C	1/2	3/8-18	0.09	---
680808C	1/2	1/2-14	0.09	---
681006C	5/8	3/8-18	0.15	---
681008C	5/8	1/2-14	0.13	---
681012C	5/8	3/4-14		---
681206C	3/4	3/8-18		---
681208C	3/4	1/2-14	0.38	---
681212C	3/4	3/4-14		---

90° MALE ELBOW



Positional Swivel

PART #	TUBE O.D.	MALE NPTF	APPROX. WT. LBS.	LIST PRICE
695322SC	5/32	1/8-27	0.03	---
695304SC	5/32	1/4-18		---
690402SC	1/4	1/8-27	0.03	---
690404SC	1/4	1/4-18	0.04	---
690406SC	1/4	3/8-18	0.07	---
690408SC	1/4	1/2-14		---
690602SC	3/8	1/8-27	0.07	---
690604SC	3/8	1/4-18	0.06	---
690606SC	3/8	3/8-18	0.08	---
690608SC	3/8	1/2-14	0.14	---
690804SC	1/2	1/4-18	0.07	---
690806SC	1/2	3/8-18	0.09	---
690808SC	1/2	1/2-14	0.14	---
690812SC	1/2	3/4-14		---
691006SC	5/8	3/8-18	0.14	---
691008SC	5/8	1/2-14	0.18	---
691012SC	5/8	3/4-14		---
691208SC	3/4	1/2-14	0.26	---
691212SC	3/4	3/4-14		---

90° FEMALE ELBOW



Positional Swivel

PART #	TUBE O.D.	FEMALE NPTF	APPROX. WT. LBS.	LIST PRICE
705302C	5/32	1/8-27	0.03	---
705304C	5/32	1/4-18	0.05	---
700402SC	1/4	1/8-27	0.03	---
700404SC	1/4	1/4-18	0.05	---
700406SC	1/4	3/8-18	0.08	---
700602C	3/8	1/8-27	0.05	---
700604SC	3/8	1/4-18	0.07	---
700606SC	3/8	3/8-18	0.09	---
700608SC	3/8	1/2-14	0.10	---
700804C	1/2	1/4-18	0.08	---
700806SC	1/2	3/8-18	0.10	---
700808SC	1/2	1/2-14	0.11	---

WARNING: This product can expose you to chemicals, including lead, which are known to the State of California to cause cancer and birth defects or other reproductive harm. For more information, visit www.P65Warnings.ca.gov

COMPOSITE BODY D.O.T. PUSH-IN
BRASS FITTINGS

MALE RUN TEE



Positional Swivel

PART #	TUBE O.D. (1 & 3)	MALE NPTF (2)	APPROX. WT. LBS.	LIST PRICE
715301C	5/32	1/16-28	0.05	---
715302C	5/32	1/8-27	0.03	---
715304C	5/32	1/4-18	0.04	---
710402SC	1/4	1/8-27	0.04	---
710404SC	1/4	1/4-18	0.05	---
710604SC	3/8	1/4-18	0.08	---
710606SC	3/8	3/8-18	0.10	---
710608SC	3/8	1/2-14	0.15	---
710804C	1/2	1/4-8	0.09	---
710806SC	1/2	3/8-18	0.11	---
710808C	1/2	1/2-14	0.17	---
711008C	5/8	1/2-14		---
71060404C	3/8 x 1/4	1/4-18		---
71060406C	3/8 x 1/4	3/8-18		---
71080408C	1/2 x 1/2	1/4-18		---
71080608C	1/2 x 3/8	1/2-14		---

MALE BRANCH TEE



Positional Swivel

PART #	TUBE O.D.	MALE NPTF	APPROX. WT. LBS.	LIST PRICE
725301C	5/32	1/16-28	0.03	---
725302C	5/32	1/8-27	0.03	---
725304C	5/32	1/4-18	0.05	---
720402SC	1/4	1/8-27	0.04	---
720404SC	1/4	1/4-18	0.05	---
720406SC	1/4	3/8-18	0.08	---
720602SC	3/8	1/8-27		---
720604SC	3/8	1/4-18	0.08	---
720606SC	3/8	3/8-18	0.10	---
720608C	3/8	1/2-14	0.15	---
720804C	1/2	1/4-18	0.09	---
720806SC	1/2	3/8-18	0.11	---
720808SC	1/2	1/2-14	0.17	---
721006C	5/8	3/8-18	0.18	---
721008C	5/8	1/2-14	0.21	---

FEMALE BRANCH TEE



Positional Swivel

PART #	TUBE O.D.	FEMALE NPTF	APPROX. WT. LBS.	LIST PRICE
770402C	1/4	1/8-27	0.06	---
770404C	1/4	1/4-18	0.08	---
770604C	3/8	1/4-18	0.08	---
770806C	1/2	3/8-18	0.13	---
771004C	5/8	1/4-18	0.21	---

45° MALE ELBOW



Positional Swivel

PART #	TUBE O.D.	MALE NPTF	APPROX. WT. LBS.	LIST PRICE
545302C	5/32	1/8-27	0.03	---
540402SC	1/4	1/8-27	0.03	---
540404SC	1/4	1/4-18	0.04	---
540406SC	1/4	3/8-18		---
540602SC	3/8	1/8-27	0.06	---
540604SC	3/8	1/4-18	0.06	---
540606SC	3/8	3/8-18	0.08	---
540608SC	3/8	1/2-14	0.13	---
540802C	1/2	1/8-27	0.08	---
540804SC	1/2	1/4-18	0.08	---
540806SC	1/2	3/8-18	0.10	---
540808SC	1/2	1/2-14	0.15	---
541006SC	5/8	3/8-18	0.14	---
541008SC	5/8	1/2-14	0.17	---
541012SC	5/8	3/4-14		---
541206SC	3/4	3/8-18		---
541208SC	3/4	1/2-14	0.26	---

WARNING: This product can expose you to chemicals, including lead, which are known to the State of California to cause cancer and birth defects or other reproductive harm. For more information, visit www.P65Warnings.ca.gov

COMPOSITE BODY D.O.T. PUSH-IN
BRASS FITTINGS

UNION "Y"



PART #	TUBE O.D. (1 & 2)	TUBE O.D. (3)	APPROX. WT. LBS.	LIST PRICE
620553C	1/4	1/4	0.03	---
620409C	1/4	3/8	0.03	---
620555C	3/8	3/8	0.05	---
620559C	3/8	1/4	0.07	---
620557C	1/2	1/2	0.08	---
620558C	5/8	5/8	0.17	---

MALE BRANCH "Y"



Positional Swivel

PART #	TUBE O.D.	MALE NPTF	APPROX. WT. LBS.	LIST PRICE
880402C	1/4	1/8	0.05	---
880404C	1/4	1/4	0.06	
880406C	1/4	3/8	0.09	---
620604C	3/8	1/4-18	0.09	---
620606C	3/8	3/8-18	0.12	---
620806C	1/2	3/8-18	0.13	---
620808C	1/2	1/2-14	0.15	---

BULKHEAD UNION



PART #	TUBE O.D.	THREAD (UNF)	APPROX. WT. LBS.	LIST PRICE
825320C	5/32	1/2-20	0.07	---
820400C	1/4	9/16-18	0.07	---
820600C	3/8	7/8-14	0.19	---
820800C	1/2	1-12	0.26	---
821000C	5/8	1 1/8-12	0.42	---

FEMALE BULKHEAD CONNECTOR



PART #	TUBE O.D.	FEMALE NPTF	T (UNF)	APPROX. WT. LBS.	LIST PRICE
865304C	5/32	1/4-18	1/2-20	0.08	---
860402C	1/4	1/8-27	9/16-18	0.01	---
860404C	1/4	1/4-18	9/16-18	0.08	---
860604C	3/8	1/4-18	7/8-14	0.20	---
860606C	3/8	3/8-18	7/8-14	0.20	---
860806C	1/2	3/8-18	1-12	0.26	---
860808C	1/2	1/2-14	1-12	0.27	---

STRAIGHT SAE FLARE



PART #	TUBE O.D.	MALE FLARE	THREAD (UNF)	APPROX. WT. LBS.	LIST PRICE
780404	1/4	1/4	7/16-20	0.03	---
780606	3/8	3/8	5/8-18	0.06	---
780608	1/2	3/8	5/8-18	0.09	---
780808	1/2	1/2	3/4-16	0.13	---

WARNING: This product can expose you to chemicals, including lead, which are known to the State of California to cause cancer and birth defects or other reproductive harm. For more information, visit www.P65Warnings.ca.gov

D.O.T. AIR BRAKE – NYLON TUBING



Tube O.D	1/4	3/8	1/2	5/8	3/4
Thread Size-B	7/16-24	17/32-24	11/16-20	13/16-18	1-18

•Typical Application
Air brake systems except where temperatures exceed +200^{0}F or where battery acid can drip on tubing.

•Pressure
Maximum operating pressure of 150 PSI.

•Vibration
Fair resistance.

•Temperature Range
-40°F to +200°F (-40°C to +93°C).

•Material
Brass

•Used With
NT Nylon Tubing - SAE J844 Type A and B.

• Tolerance
+/- .02 on all dimensions. Dimension data can change without notice. Please call us when dimensions are critical

•Advantages
Easy to assemble (no tube preparation or flaring required.) Built in tube support. Fittings utilize a ribbed sleeve for compression and positive grip. May be used with copper tubing by replacing nut, sleeve and insert with long nut and spherical sleeve. Insert should be removed for copper tubing use.

•Conformance
Meets specifications and standards of SAE and DOT FMVSS 571,106.

•Assembly Instructions
1- Cut tubing to desired length.
2-Slide nut and then sleeve on tubing. Threaded end of nut “A” must face toward fitting body.
3-Insert tubing into the preassembled fitting. Be sure tubing is bottomed in fitting.
4- Tighten nut to required torque as indicated on chart.

Disassembling: Remove nut and pull tubing out of fitting body. Insert will remain in tubing.
Reassembly: Push tubing and insert into fitting body until it bottoms. Thread nut onto fitting body and torque as in step 4.

Tube Size	Additional Number of Turns from Hand-Tight
1/4	3
3/8, 1/2	4
5/8, 3/4	3-1/2

WARNING: This product can expose you to chemicals, including lead, which are known to the State of California to cause cancer and birth defects or other reproductive harm. For more information, visit www.P65Warnings.ca.gov

D.O.T. AIR BRAKE - NYLON TUBING
BRASS FITTINGS

SLEEVE



60NA
NT60

SAE# 100115

PART #	TUBE O.D.	APPROX. WT. LBS.	LIST PRICE
38000	3/16"		---
38001	1/4"	0.01	---
38002	3/8"	0.01	---
38003	1/2"	0.01	---
38004	5/8"	0.01	---
38005	3/4"	0.01	---

60NAB 60NTA 1460

NUT



62NA
NT61

SAE# 100110

PART #	TUBE O.D.	APPROX. WT. LBS.	LIST PRICE
38009	3/16"		---
38010	1/4"	0.02	---
38011	3/8"	0.03	---
38012	1/2"	0.05	---
38013	5/8"	0.06	---
38014	3/4"	0.09	---

61NAB 61NTA 1461

UNION



62NA
NT62
SAE# 100101BA

PART #	TUBE O.D.	APPROX. WT. LBS.	LIST PRICE
38018	3/16"		---
38019	1/4"	0.07	---
38020	3/8"	0.11	---
38021	1/2"	0.20	---
38022	5/8"	0.25	---
38023	3/4"	0.40	---

62NAB 62NTA 1462

BULKHEAD UNION



62NABH
NT62BH

PART #	TUBE O.D.	APPROX. WT. LBS.	LIST PRICE
38027	3/16		
38028	1/4"	0.11	---
38029	3/8"	0.16	---
38030	1/2"	0.26	---
38031	5/8		

62NBH 1474 475

STAINLESS STEEL INSERT



- 300 series stainless
  - For SAE# J844 TUBING

PART #	TUBE O.D.	APPROX. WT. LBS.	LIST PRICE
38035	1/4"	0.01	---
38036	3/8"	0.01	---
38037	1/2"	0.01	---
38038	5/8"	0.01	---
38039	3/4"	0.01	---

59A 63NTA

BRASS INSERT



PART #	TUBE O.D.	APPROX. WT. LBS.	LIST PRICE
38040	1/4"	0.01	---
38041	3/8"	0.01	---
38042	1/2"	0.01	---
38043	5/8"	0.01	---
38048	3/4"	0.02	---

1484 463

WARNING: This product can expose you to chemicals, including lead, which are known to the State of California to cause cancer and birth defects or other reproductive harm. For more information, visit www.P65Warnings.ca.gov

D.O.T. AIR BRAKE - NYLON TUBING
BRASS FITTINGS

UNION TEE



64NA
NT64

SAE# 100401BA

PART #	TUBE O.D.	APPROX. WT. LBS.	LIST PRICE
38044	1/4″	0.12	---
38045	3/8″	0.19	---
38046	1/2″	0.36	---
38047	5/8″	0.48	---

64NAB 264NTA 1464

REDUCING UNION BRANCH TEE



PART #	TUBE O.D. (1&2) X 3	APPROX. WT. LBS.	LIST PRICE
38049	3/8″ x 1/4″	0.24	---
38057	1/2″ x 3/8″	0.30	---

UNION ELBOW



65NA
NT65

SAE# 100201BA

PART #	TUBE O.D.	APPROX. WT. LBS.	LIST PRICE
38052	1/4″	0.09	---
38053	3/8″	0.13	---
38054	1/2″	0.15	---
38055	5/8″	0.36	---

65NAB 265NTA 1465

FEMALE ADAPTER



66NA
NT66

SAE# 100103BA

PART #	TUBE O.D. X FEMALE NPT	APPROX. WT. LBS.	LIST PRICE
38060	1/4″ x 1/8″	0.06	---
38061	1/4″ x 1/4″	0.08	---
38062	3/8″ x 1/8″	0.07	---
38063	3/8″ x 1/4″	0.10	---
38064	3/8″ x 3/8″	0.14	---
38065	1/2″ x 3/8″	0.16	---
38066	1/2″ x 1/2″	0.20	---
38067	5/8″ x 3/8″	0.28	---
38068	5/8″ x 1/2″	0.28	---
38059	3/4" x 1/2"	0.31	

66NAB 66NTA 1466 66NBH

Dimension data can change without notice. Please check when dimensions are critical.

WARNING: This product can expose you to chemicals, including lead, which are known to the State of California to cause cancer and birth defects or other reproductive harm. For more information, visit www.P65Warnings.ca.gov

D.O.T. AIR BRAKE - NYLON TUBING

BRASS FITTINGS

MALE ADAPTER



68NA
NT68VS

SAE# 100102BA

• More sizes available

PART #	TUBE O.D. X MALE NPTF	APPROX. WT. LBS.	LIST PRICE
38069	3/16" x 1/16"		
38070	3/16" x 1/8"		
38071	3/16" x 1/4"		
38072	1/4" x 1/16"	0.05	---
38073	1/4" x 1/8"	0.05	---
38074	1/4" x 1/4"	0.06	---
38075	1/4" x 3/8"	0.08	---
38076	3/8" x 1/8"	0.07	---
38077	3/8" x 1/4"	0.08	---
38078	3/8" x 3/8"	0.10	---
38079	3/8" x 1/2"	0.14	---
38080	1/2" x 1/4"	0.13	---
38081	1/2" x 3/8"	0.14	---
38082	1/2" x 1/2"	0.18	---
38087	1/2" x 3/4"	0.23	---
38083	5/8" x 3/8"	0.17	---
38084	5/8" x 1/2"	0.21	---
38088	5/8" x 3/4"	0.25	---
38085	3/4" x 1/2"	0.28	---
38086	3/4" x 3/4"	0.30	---

68NAB 68NTA 1468

SWIVEL MALE ADAPTER



PART #	TUBE O.D. X MALE NPTF	APPROX. WT. LBS.	LIST PRICE
38078S	3/8" x 3/8"	0.18	---
38081S	1/2" x 3/8"	0.22	---

MALE ELBOW



69NA
NT69VS

SAE# 100202BA

PART #	TUBE O.D. X MALE NPTF	APPROX. WT. LBS.	LIST PRICE
38089	3/16" x 1/8"		
38096	3/16" x 1/4"		
38091	1/4" x 1/8"	0.06	---
38092	1/4" x 1/4"	0.08	---
38093	1/4" x 3/8"	0.13	---
38094	3/8" x 1/8"	0.09	---
38095	3/8" x 1/4"	0.11	---
38090	3/8" x 1/4" LONG	0.14	---
38101	3/8" x 3/8"	0.14	---
38102	3/8" x 1/2"	0.20	---
38103	1/2" x 1/4"	0.16	---
38104	1/2" x 3/8"	0.20	---
38109	1/2" x 3/8" LONG	0.26	---
38105	1/2" x 1/2"	0.29	---
38106	5/8" x 3/8"	0.26	---
38107	5/8" x 1/2"	0.32	---
38110	5/8" x 3/4"	0.40	---
38108	3/4" x 1/2"	0.43	---
38111	3/4" x 3/4"	0.51	

269NTA 1469

SWIVEL MALE ELBOW



PART #	TUBE O.D. X MALE NPTF	APPROX. WT. LBS.	LIST PRICE
38101S	3/8" x 3/8"	0.28	---
38104S	1/2" x 3/8"	0.32	---

WARNING: This product can expose you to chemicals, including lead, which are known to the State of California to cause cancer and birth defects or other reproductive harm. For more information, visit www.P65Warnings.ca.gov

D.O.T. AIR BRAKE - NYLON TUBING
BRASS FITTINGS

FEMALE ELBOW



70NA
NT70

SAE# 100203BA

PART #	TUBE O.D. X FEMALE NPTF	APPROX. WT. LBS.	LIST PRICE
38113	1/4" x 1/8"	0.08	---
38114	1/4" x 1/4"	0.12	---
38115	3/8" x 1/8"	0.14	---
38116	3/8" x 1/4"	0.10	---
38117	3/8" x 3/8"	0.12	---
38118	1/2" x 3/8"	0.23	---
38119	1/2" x 1/2"	0.36	---
38120	5/8" x 1/2"	0.38	---

MALE RUN TEE



71NA
NT71VS

SAE# 100424BA

PART #	TUBE O.D. X MALE NPTF X TUBE O.D. 1X2X3	APPROX. WT. LBS.	LIST PRICE
38125	1/4" x 1/8" x 1/4"	0.10	---
38126	1/4" x 1/4" x 1/4"	0.13	---
38124	3/8" x 1/4" x 1/4"	0.14	---
38127	3/8" x 1/4" x 3/8"	0.17	---
38128	3/8" x 3/8" x 3/8"	0.20	---
38129	1/2" x 3/8" x 1/2"	0.30	---
38166	1/2" x 1/2" x 1/2"		---
38160	5/8" x 1/2" x 5/8"		---

71NAB 271NTA 1471

MALE BRANCH TEE



72NA
NT72VS

SAE# 100425BA

PART #	TUBE O.D. X TUBE O.D. X MALE NPTF 1X2X3	APPROX. WT. LBS.	LIST PRICE
38131	3/16" x 3/16" x 1/8"		---
38136	1/4" x 1/4" x 1/8"	0.10	---
38137	1/4" x 1/4" x 1/4"	0.13	---
38138	3/8" x 3/8" x 1/8"	0.14	---
38132	3/8" x 1/4" x 1/4"	0.15	---
38139	3/8" x 3/8" x 1/4"	0.17	---
38133	1/2" x 1/2" x 1/4"	0.26	---
38140	3/8" x 3/8" x 3/8"	0.21	---
38134	1/2" x 3/8" x 3/8"	0.26	---
38141	1/2" x 1/2" x 3/8"	0.30	---
38142	1/2" x 1/2" x 1/2"	0.37	---
38143	5/8" x 5/8" x 1/2"	0.44	---

72NAB 272NTA 1472

FEMALE BRANCH TEE



PART #	TUBE O.D. X TUBE O.D. X FEMALE NPTF 1X2X3	APPROX. WT. LBS.	LIST PRICE
38144	3/8" x 3/8" x 1/4"	0.21	---
38146	5/8" x 5/8" x 1/4"	0.48	---

WARNING: This product can expose you to chemicals, including lead, which are known to the State of California to cause cancer and birth defects or other reproductive harm. For more information, visit www.P65Warnings.ca.gov

D.O.T. AIR BRAKE - NYLON TUBING
BRASS FITTINGS

45° ELBOW



6945NA
NT6945VS
SAE# 100302BA

PART #	TUBE O.D. X MALE NPTF	APPROX. WT. LBS.	LIST PRICE
38148	1/4" x 1/8"	0.06	---
38149	1/4" x 1/4"	0.08	---
38150	3/8" x 1/8"	0.09	---
38151	3/8" x 1/4"	0.11	---
38152	3/8" x 3/8"	0.14	---
38153	3/8" x 1/2"	0.24	---
38157	1/2" x 1/4"	0.18	---
38154	1/2" x 3/8"	0.19	---
38155	1/2" x 1/2"	0.25	---
38156	5/8" x 1/2"	0.30	---
38158	3/4" x 1/2"	0.38	---

6945NAB 279NTA 1480

SWIVEL 45° ELBOW



PART #	TUBE O.D. X MALE NPTF	APPROX. WT. LBS.	LIST PRICE
38152S	3/8" x 3/8"	0.20	---
38154S	1/2" x 3/8"	0.24	---

TUBE X FEMALE PIPE BULKHEAD



PART #	A	B	C	LENGTH (in.)	LIST PRICE
28321	1/2-O.D. Tube	7/8-20 UNCF	3/8-18 NPTF	1-5/16	---
28322	3/8-O.D. Tube	7/8-20 UNCF	3/8-18 NPTF	1-3/8	---

WARNING: This product can expose you to chemicals, including lead, which are known to the State of California to cause cancer and birth defects or other reproductive harm. For more information, visit www.P65Warnings.ca.gov

D.O.T. AIR BRAKE - COPPER TUBING



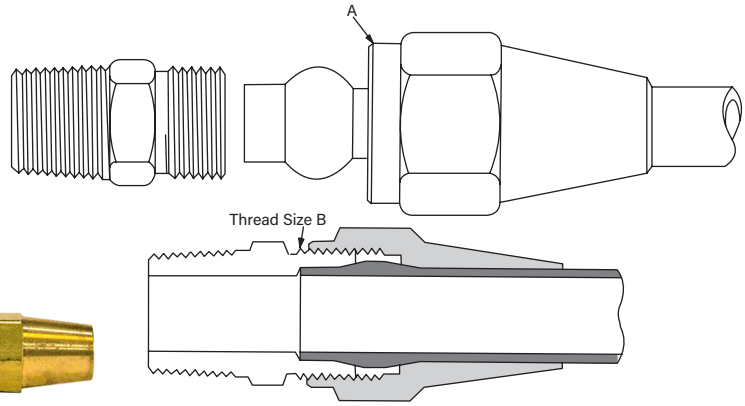

Tube O.D	1/4	3/8	1/2	5/8	3/4
Thread Size-B	7/16-24	17/32-24	11/16-20	13/16-18	1-18

•Typical Application
Air brake systems.

•Pressure
Maximum operating pressure of 150 PSI.

•Vibration
Fair resistance.

•Temperature Range
-65°F to +250°F (-53°C to +121°C).

•Used With
Copper tubing in air brake systems.

• Tolerance
+/- .02 on all dimensions. Dimension data can change without notice. Please call us when dimensions are critical

•Advantages
Easy to assemble (no tube preparation or flaring required.) May be used with nylon tubing by replacing long nut and spherical sleeve with insert, rigid sleeve, and nut.

•Conformance
Meets specifications and standards of SAE and DOT.

•Assembly Instructions
1- Cut tubing to desired length. Make sure all burrs are removed and the ends are cut square.
2- Slide nut and then sleeve on tubing. Threaded end “A” must face toward fitting body.
3- Insert tubing into fitting. Be sure tubing is bottomed on fitting shoulder.
4- Tighten nut onto fitting body until it is hand tight.
5- From that point, tighten with a wrench the number of turns indicated in the chart below:

Tube Size	Additional Number of Turns from Hand Tight
1/4, 3/8	1-3/4
1/2, 5/8, 3/4	3-1/4

WARNING: This product can expose you to chemicals, including lead, which are known to the State of California to cause cancer and birth defects or other reproductive harm. For more information, visit www.P65Warnings.ca.gov

D.O.T. AIR BRAKE - COPPER TUBING
BRASS FITTINGS

SLEEVE



60AB
AB60
SAE# 120115BA

PART #	TUBE O.D.	A	APPROX. WT. LBS.	LIST PRICE
38161	1/4"	0.25	0.01	---
38162	3/8"	0.31	0.02	---
38163	1/2"	0.38	0.02	---
38164	5/8"	0.44	0.02	---
38165	3/4"	0.50	0.04	---

60AB 1360

NUT



61AB
AB61
SAE# 120111BA

PART #	TUBE O.D.	A	HEX	APPROX. WT. LBS.	LIST PRICE
38170	1/4"	0.75	0.56	0.02	---
38171	3/8"	1.13	0.62	0.04	---
38172	1/2"	1.25	0.81	0.08	---
38173	5/8"	1.38	0.94	0.12	---
38174	3/4"	1.56	1.12	0.18	---

20961 61AB 1361

UNION



62AB
AB62
SAE# 120101BA

PART #	TUBE O.D.	A	HEX	APPROX. WT. LBS.	LIST PRICE
38179	1/4"	0.81	0.44	0.08	---
38180	3/8"	1.10	0.56	0.14	---
38181	1/2"	1.07	0.69	0.24	---
38182	5/8"	1.41	0.81	0.34	---
38183	3/4"				---

62AB 1362

TEE

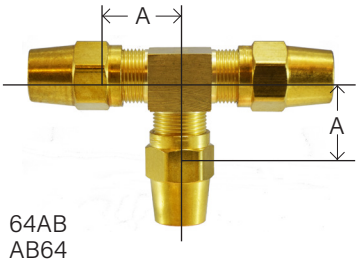

64AB
AB64
SAE# 120401BA

PART #	TUBE O.D.	A	APPROX. WT. LBS.	LIST PRICE
38188	1/4"	0.62	0.16	---
38189	3/8"	0.82	0.24	---
38190	1/2"	0.94	0.48	---

264AB 1364

WARNING: This product can expose you to chemicals, including lead, which are known to the State of California to cause cancer and birth defects or other reproductive harm. For more information, visit www.P65Warnings.ca.gov

MALE ADAPTER



68AB
AB68
SAE# 120102BA

PART #	TUBE O.D. X MALE NPTF	A	HEX	APPROX. WT. LBS.	LIST PRICE
38217	1/4″ x 1/8″	0.88	0.43	0.06	---
38218	1/4″ x 1/4″	0.97	0.56	0.08	---
38220	3/8" x 1/8"				
38221	3/8″ x 1/4″	1.09	0.56	0.10	---
38222	3/8″ x 3/8″	1.19	0.69	0.12	---
38223	3/8″ x 1/2″	1.45	0.87	0.18	---
38224	1/2″ x 1/4″	1.32	0.69	0.16	---
38225	1/2″ x 3/8″	1.35	0.69	0.18	---
38226	1/2″ x 1/2″	1.51	0.87	0.24	---
38228	5/8″ x 1/2″	1.57	0.87	0.24	---
38229	3/4″ x 1/2″	1.67	1.00	0.34	---

68AB 368

90° MALE ELBOW

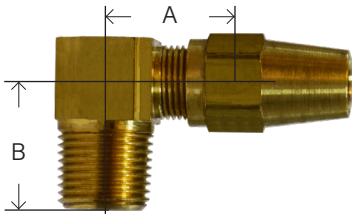

69AB
AB69
SAE# 120202BA

PART #	TUBE O.D. X MALE NPTF	A	B	APPROX. WT. LBS.	LIST PRICE
38235	1/4″ x 1/8″	0.64	0.76	0.08	---
38236	1/4″ x 1/4″	0.69	0.88	0.10	---
38239	3/8″ x 1/4″	0.80	0.93	0.12	---
38240	3/8″ x 3/8″	0.83	0.90	0.16	---
38241	3/8" x 1/2"				---
38243	1/2″ x 3/8″	0.92	0.98	0.22	---
38244	1/2″ x 1/2″	1.04	1.19	0.30	---
38245	5/8" x 3/8"				
38246	5/8″ x 1/2″	1.10	1.25	0.36	---
38247	3/4" x 1/2"				

269AB 1369

WARNING: This product can expose you to chemicals, including lead, which are known to the State of California to cause cancer and birth defects or other reproductive harm. For more information, visit www.P65Warnings.ca.gov

D.O.T. AIR BRAKE REUSABLE HOSE/ FITTINGS



•Typical Application
Air Brake hose connections.
Meets SAE & DOT specifications
(FMVCS 10 GAL)

•Pressure
Determined by maximum working pressure for hose size.
Up to 125 psi

Temperature: -40°F to + 120°F (-40°C to +48°C)

•Advantages
Can be used for nearly any brake line. Easy to assemble with a good selection of hose end configurations. Brass material offers excellent resistance against corrosion.

•Tolerance
+/- .02 on all dimensions. Dimension data can change without notice. Please call us when dimensions are critical.

•Assembly Instructions
1- Slide nut and sleeve onto hose. Make sure bevel edge of sleeve faces out toward fitting.
2- Push hose into fitting until it bottoms.
3- Screw nut until contact is made with body hex.

NOTE: When reassembling fitting, body and nut should be inspected. Only reuse if in proper condition. Sleeves should never be reused.

SLEEVE

FERRULE

60HE
HE60



PART #	HOSE I.D.	APPROX. WT. LBS.	LIST PRICE
38300	3/8″	0.02	---
38301	1/2″	0.02	---

#60HC 3380-A 0903610 367 60RB

NUT

61HE
HE61



PART #	HOSE I.D.	APPROX. WT. LBS.	LIST PRICE
38306	3/8″	0.04	---
38307	1/2″	0.06	---

61RB #61HC 369 3380-B 0903624

NUT FOR USE WITH SPRING

61HES
HE61N



PART #	HOSE I.D.	THREAD	APPROX. WT. LBS.	LIST PRICE
38312	3/8″	31/32-20	0.04	---
38313	1/2″	1-3/32-20	0.06	---

#61HCS 0903613 3380-D 61RBSG

WARNING: This product can expose you to chemicals, including lead, which are known to the State of California to cause cancer and birth defects or other reproductive harm. For more information, visit www.P65Warnings.ca.gov

D.O.T. AIR BRAKE - HOSE/ ENDS
BRASS FITTINGS

SPRING



61HSG
HE61G

PART #	HOSE I.D.	APPROX. WT. LBS.	LIST PRICE
38351	3/8″	0.20	---
38352	1/2″	0.22	---

#60SG 0901045 3380-C 377

NUT AND SPRING ASSEMBLY



HE61NG

PART #	HOSE I.D.	APPROX. WT. LBS.	LIST PRICE
38015	3/8″	0.18	---
38016	1/2″	0.24	---

379 67RBSG 0999999

UNION



62HE
HE62

PART #	HOSE I.D.	THREAD	APPROX. WT. LBS.	LIST PRICE
38318	3/8″	31/32-20	0.32	---
38319	1/2″	1-1/8-20	0.48	---

#62HC 3380B-Y0 362



BODY ONLY

PART #	HOSE I.D.	THREAD	APPROX. WT. LBS.	LIST PRICE
39318	3/8″	31/32-20	0.32	---
39319	1/2″	1-1/8-20	0.48	---

FEMALE CONNECTOR HOSE



66HEA

PART #	HOSE I.D. X FEMALE ABS	APPROX. WT. LBS.	LIST PRICE
38357	3/8″ x 3/4-20	0.24	---
38358	1/2″ x 7/8-20	0.39	---

#66ABS 66RBSV 3380B-Y7 386



BODY ONLY

PART #	HOSE I.D. X FEMALE ABS	APPROX. WT. LBS.	LIST PRICE
39357	3/8″ x 3/4-20	0.24	---
39358	1/2″ x 7/8-20	0.38	---

FEMALE CONNECTOR w/ ADAPTER



68HEA
HE68S

PART #	HOSE I.D. X MALE PIPE	APPROX. WT. LBS.	LIST PRICE
38363	3/8″ x 1/4″	0.38	---
38362	3/8" x 3/8"		---
38364	1/2″ x 3/8″	0.46	---

#68ABS 09155 3380B-Y8 387

WARNING: This product can expose you to chemicals, including lead, which are known to the State of California to cause cancer and birth defects or other reproductive harm. For more information, visit www.P65Warnings.ca.gov

D.O.T. AIR BRAKE - HOSE/ENDS

BRASS FITTINGS

ADAPTER FOR SWIVEL TYPE REUSABLE AND CRIMPED ON



68HEAB
1390

PART #	MALE ABS X MALE PIPE	ABS THREAD	APPROX. WT. LBS.	LIST PRICE
38369	3/8" x 1/4"	3/4-20	0.05	---
38368	3/8" x 3/8"	3/4-20	0.08	---
38372	3/8" x 1/2"	3/4-20	0.12	---
38370	1/2" x 3/8"	7/8-20	0.10	---
38371	1/2" x 1/2"	7/8-20	0.12	---

#68ABS 1390 76RB 388

MALE ADAPTER



68HE
HE68

PART #	HOSE I.D. X MALE PIPE	APPROX. WT. LBS.	LIST PRICE
38333	3/8" x 1/4"	0.22	---
38334	3/8" x 3/8"	0.24	---
38335	3/8" x 1/2"	0.26	---
38336	1/2" x 3/8"	0.33	---
38337	1/2" x 1/2"	0.36	---

#68HC 368 3380B-Y2 68RB

MALE ADAPTER BODY ONLY



68HEB
HE68B

PART #	HOSE I.D. X MALE PIPE	APPROX. WT. LBS.	LIST PRICE
38324	3/8" x 1/4"	0.12	---
38325	3/8" x 3/8"	0.14	---
38326	3/8" x 1/2"	0.20	---
38327	1/2" x 3/8"	0.18	---
38328	1/2" x 1/2"	0.20	---

#68B W1391Z

MALE ADAPTER w/ SPRING



68HES
HE68G

PART #	HOSE I.D. X MALE PIPE	APPROX. WT. LBS.	LIST PRICE
38342	3/8" x 1/4"	0.32	---
38343	3/8" x 3/8"	0.34	---
38344	3/8" x 1/2"	0.38	---
38345	1/2" x 3/8"	0.48	---
38346	1/2" x 1/2"	0.52	---

#68HCS 3380B-Y3 68RBSG 378

WARNING: This product can expose you to chemicals, including lead, which are known to the State of California to cause cancer and birth defects or other reproductive harm. For more information, visit www.P65Warnings.ca.gov

GLADHANDS

ALUMINUM GLADHANDS



- ½ " FPT port
- Aluminum Casting
- Permanent Clamp Screw
- Black rubber seals
- Stainless Steel filter
- Meet SAE J318 requirements

PART #	DESCRIPTION	MATERIAL	SEAL	FILTER	PORT A	LIST PRICE
39870	Universal	Aluminum	Blk Rubber	No	1/2"	---
39871	Universal with filter	Aluminum	Blk Rubber	Yes	1/2"	---
39877	Emergency Red	Aluminum	Blk Rubber	No	1/2"	---
39878	Emergency with filter	Aluminum	Blk Rubber	Yes	1/2"	---
39874	Service Blue	Aluminum	Blk Rubber	No	1/2"	---
39875	Service with filter	Aluminum	Blk Rubber	Yes	1/2"	---

PLATED ALUMINUM GLADHANDS



PART #	DESCRIPTION	MATERIAL	SEAL	FILTER	PORT A	LIST PRICE
39832	Universal Standard	Plated Aluminum	Blk Rubber	No	1/2"	---
39833	Service - Blue	Plated Aluminum	Blk Rubber	No	1/2"	---
39834	Emergency - Red	Plated Aluminum	Blk Rubber	No	1/2"	---
39828	Service 38 degree	Plated Aluminum	Blk Rubber	No	1/2"	---
39829	Emergency 38 degree	Plated Aluminum	Blk Rubber	No	1/2"	---
39830	Service 38 degree	Plated Aluminum	Blk Rubber	No	3/8"	---
39831	Emergency 38 degree	Plated Aluminum	Blk Rubber	No	3/8"	---

CAST IRON GLADHANDS



- ½ " FPT port
- One-piece casting eliminates problems with clamp separation
- "Positive-stop" post, assures a perfect connection
- Polyurethane seal resist oils, chemicals & provide improved sealing & service life
- Gladhands meet SAE J318 requirements including breakaway requirement.

PART #	DESCRIPTION	MATERIAL	SEAL	FILTER	PORT A	LIST PRICE
39506	Universal	Cast Iron	Black Polyurethane	No	1/2"	---
39507	Emergency	Cast Iron	Red Polyurethane	No	1/2"	---
39508	Service	Cast Iron	Blue Polyurethane	No	1/2"	---

ANGLE MOUNT ALUMINUM GLADHANDS



- For use in trailer mounting locations
- Dual port provides connection options
- Powder-coated clamp plates are color coded for easy identification
- Port "A" comes standard as unplugged
- (2) 3/8 inch FPT Ports (one plugged).
- (2) 11/32 inch diameter mounting holes.
- Available with Port "B" plugged or unplugged (plug is included, loose in bag)
- Meet SAE J318

PART #	TYPE	MATERIAL	SEAL	FILTER	PORT A	PORT B	LIST PRICE
39511	Emergency	Aluminum	Blk Rubber	No	Unplugged	Plugged	---
39512	Service	Aluminum	Blk Rubber	No	Unplugged	Plugged	---

WARNING: This product can expose you to chemicals, including lead, which are known to the State of California to cause cancer and birth defects or other reproductive harm. For more information, visit www.P65Warnings.ca.gov

POWDER COATED IRON GLADHAND



- Tough powder coating improves wear & corrosion resistance
- Vividly colored to provide improved identification of service & emergency lines
- Stainless steel plate eliminates corrosion of the mating surface
- Polyurethane seal resist oil, chemicals, provide improved sealing & service life
- Meet or exceeds SAE J318 standard

PART #	DESCRIPTION	FILTER	PORT A	LIST PRICE
39509	Service with blue poly seal	Yes	1/2"	---
39510	Emergency with red poly seal	Yes	1/2"	---

BRACKET MOUNT SWING AWAY GLADHAND



- Bracket allows 180° rotation allowing for easy hookups, eliminating the need to twist lines during connections
- Helps protect rear-trailer gladhands when not in use
- Filter and closed seal are recommended
- Spring design provides consistent tension throughout rotation
- Design provides both back port and bottom port capabilities

Gladhand mount - 1/2" Male Thread

PART #	DESCRIPTION	MATERIAL	SEAL	FILTER	LIST PRICE
39515	Service (Blue)	Aluminum	Blk Rubber	yes	---
39516	Emergency (Red)	Aluminum	Blk Rubber	yes	---

KNOB STYLE SHUTOFF GLADHAND



- Economical trailer shutoff gladhand
- Centered low-profile "snap-stop" knob
- Full face rubber seal
- Available with assembled or separate fittings.
- Meets SAE J318

PART #	DESCRIPTION	MATERIAL	SEAL	FILTER	LIST PRICE
39520	1/2" Service (Blue)	Aluminum	Blk Rubber	No	---
39521	3/8" Service (Blue)	Aluminum	Blk Rubber	No	---
39522	1/2" Emergency (Red)	Aluminum	Blk Rubber	No	---
39524	3/8" Emergency (Red)	Aluminum	Blk Rubber	No	---

LEVER STYLE SHUTOFF GLADHAND



- Flange mount
- Metel handle shutoff
- Full face rubber seal
- Tough metal Ball valve
- Color coded
- Meets SAE J318

PART #	DESCRIPTION	MATERIAL	SEAL	FILTER	PORT A NPT	PORT B NPT	LIST
39531	Emergency (Red)	Aluminum	Blk Rubber	No	3/8"	1/4"	---
39530	Service (Blue)	Aluminum	Blk Rubber	No	3/8"	1/4"	---

WARNING: This product can expose you to chemicals, including lead, which are known to the State of California to cause cancer and birth defects or other reproductive harm. For more information, visit www.P65Warnings.ca.gov



GLADHAND GRIPS

1/2" NPTF.
- Comes with hardware and sealant
- Color-coded red and blue for easy air line identification - clamshell
- Handles are heat, oil and UV-resistant.
- Meet SAE J318

PART #	DESCRIPTION	LIST PRICE
39535	Poly grip hardware	---



ALUMINUM GLADHAND GRIPS

- 1/2" NPTF
- Each pack contains (1) red and (1) blue - clamshell
- One piece design
- No screws or plastic parts
- Easy to install
- Class II anodized coating provides greater corrosion resistance

PART #	DESCRIPTION	LIST PRICE
39537	Sure grip	---



GLADHAND PACIFIER SEAL

- Seals Gladhand from moisture, dirt and debris

PART #	DESCRIPTION	LIST PRICE
39566	Gladhand pacifier	---



GLADHAND SEALS

Seal Options:
- Rubber
- Polyurethane
- With screen filter
- Double lip
- Filter screen only

PART #	DESCRIPTION	LIST PRICE
39540	Black, Rubber	---
39541	Blue, Polyurethane	---
39542	Red, Polyurethane	---
39543	Black, Polyurethane	---
39544	Grey, Closed Style, Polyurethane	---
39550	Blue Double lip, Polyurethane	---
39551	Red Double Lips, Polyurethane	---
39552	Double Lip, Polyurethane	---
39556	Blue with a screen filter Polyurethane	---
39557	Red with a screen filter Polyurethane	---
39558	Black with a screen filter Polyurethane	---
39559	Filter, Screen, Gladhand	---
39560	Filter, Screen, Gladhand	---

WARNING: This product can expose you to chemicals, including lead, which are known to the State of California to cause cancer and birth defects or other reproductive harm. For more information, visit www.P65Warnings.ca.gov

NYLON DOT AIR BRAKE TUBING







- Air Brake Tubing available from inventory in a large variety of colors and sizes
- Superior cold weather flexibility and abrasion resistance
- UV and ozone resistant nylon
- Meets or exceeds SAEJ844 (Type A - non-reinforced & Type B - reinforced)
- Meets or exceeds DOT requirements for use with compression fittings (NOTE: SAE does not recognize 1/8", 5/32" or 3/16" O.D. tubing for use with air brake systems)
- Air Brake Tubing identified per SAE J844 & FMVSS No. 106 Brake Hoses, 49 CFR 571.106
- Conforms to our own rigorous qualification and inspection testing which exceeds SAE and DOT requirements
- Designed to operate at up to 150 psi in air brake systems
- Resistant to attack by gasoline, diesel fuel and commonly used road and cleaning chemicals
- Air Brake Tubing available on bulk spools or by packages
- Operating range: -40°- 200°F - Not made for fuel

PART NUMBER	COLOR	LENGTH	NOMINAL O.D.	NOMINAL WALL	LIST
38950	Black	100'	1/8"	0.023"	---
3895BA	Black	50'	1/8"	0.023"	---
38951	Black	100'	5/32"	0.032"	---
38951BA	Black	50'	5/32"	0.032"	---
38953	Black	100'	3/16"	0.035"	---
38953BA	Black	50'	3/16"	0.035"	---
389522	Black	500'	1/4"	0.040"	---
38952	Black	100'	1/4"	0.040"	---
38952BA	Black	50'	1/4"	0.040"	---
38952U	Blue	100'	1/4"	0.040"	---
38952UA	Blue	50'	1/4"	0.040"	---
38952O	Orange	100'	1/4"	0.040"	---
38952OA	Orange	50'	1/4"	0.040"	---
38952G	Green	100'	1/4"	0.040"	---
38952GA	Green	50'	1/4"	0.040"	---
38952R	Red	100'	1/4"	0.040"	---
38952RA	Red	50'	1/4"	0.040"	---
38952Y	Yellow	100'	1/4"	0.040"	---
38954	Black	100'	5/16"	0.040"	---
38954BA	Black	50'	5/16"	0.040"	---
38960B1	Black	1000'	3/8	0.062"	---
38960B5	Black	500'	3/8"	0.062"	---
38960	Black	100'	3/8"	0.062"	---
38960BA	Black	50'	3/8"	0.062"	---
38960U5	Blue	500'	3/8"	0.062"	---
38960U	Blue	100'	3/8"	0.062"	---
38960UA	Blue	50'	3/8"	0.062"	---
38960O	Orange	100'	3/8"	0.062"	---
38960G	Green	100'	3/8"	0.062"	---
38960GA	Green	50'	3/8"	0.062"	---

PART NUMBER	COLOR	LENGTH	NOMINAL O.D.	NOMINAL WALL	LIST
38960R5	Red	500'	3/8"	0.062"	---
38960R	Red	100'	3/8"	0.062"	---
38960RA	Red	50'	3/8"	0.062"	---
38960Y	Yellow	100'	3/8"	0.062"	---
38960YA	Yellow	50'	3/8"	0.062"	---
38965	Black	100'	1/2"	0.062"	---
38965B5	Black	500'	1/2"	0.062"	---
38965BA	Black	50'	1/2"	0.062"	---
38965U5	Blue	500'	1/2"	0.062"	---
38965U	Blue	100'	1/2"	0.062"	---
38965UA	Blue	50'	1/2"	0.062"	---
38965G	Green	100'	1/2"	0.062"	---
38965R5	Red	500'	1/2"	0.062"	---
38965R	Red	100'	1/2"	0.062"	---
38965RA	Red	50'	1/2"	0.062"	---
38970	Black	100'	5/8"	0.092"	---
38970BA	Black	50'	5/8"	0.092"	---
38970G	Green	100'	5/8"	0.092"	---
38970GA	Green	50'	5/8"	0.092"	---
38970RA	Red	50'	5/8"	0.092"	---
38975	Black	100'	3/4"	0.092"	---
38975BA	Black	50'	3/4"	0.092"	---
38975GA	Green	50'	3/4"	0.092"	---

FUEL LINE AND AIR BRAKE HOSE
BRASS FITTINGS

FUEL LINE AND VAPOR EMISSION



- SAE 30R7
- Nitrile tube w/ spiral synthetic cord, hypalon cover.
- 50 p.s.i. working pressure. 1/2 -35 PSI
- -40^0 F to + 257^0 F temperature range.
- Low pressure/ high temperature fuel for cars, light trucks, and small engines.
- Meets SAE J1402

PART #	ID	OD	LENGTH	LIST PRICE
38920	3/16	13/32	25'	---
38926	5/16	9/16	25'	---
38923	1/4	1/2	25'	---
38927	3/8	5/8	50'	---

AIR BRAKE HOSE



- Black

- Spiral synthetic cord reinforcement with neoprene cover.
- -40^0 F to +200^0 F temperature range.
- Max opperating pressure 255 psi
- Max burst pressure 900 psi
- Meets SAE J1402

PART #	ID	OD	LENGTH	LIST PRICE
38910	3/8	3/4	50'	---
38915	1/2	7/8	50'	---
38916	1/2	7/8	250'	
38911	3/8	3/4	250'	

AIRBRAKE HOSE REPAIR KIT





- Fittings to repair hose with a minimum 3/4" OD
- Meets DOT 106 SAE j1402
- Brass sleeve and barb
- Pre-applied sealant

PART #	DESCRIPTION	LIST PRICE
39855	3/8" Quick fix hose fitting	---
*39856	3/8" Quick fix hose kit- clam pack	---
39857	1/2" Quick fix hose fitting	---

*Supplied with hex tool

TARP STRAPS



- Heavy Duty EPDM tarp straps
- Longer lasting than rubber
- Greater stretch length
- Ozone and weather resilient
- Made in the USA

PART #	STRAP LENGTH	MATERIAL	DESCRIPTION	QTY	LIST PRICE
990790	10"	EPDM	Tarp strap with S hook	50	---
990791	15"	EPDM	Tarp strap with S hook	50	---
990792	21"	EPDM	Tarp strap with S hook	50	---
990793	31"	EPDM	Tarp strap with S hook	50	---
990794	41"	EPDM	Tarp strap with S hook	50	---

UV BLACK Cable tie straps



PART #	LENGTH	STRENGTH	PACKAGE QTY	LIST PRICE
95610	7 1/2"	50lb	100	---
95611	14"	50 lb	100	---
95612	24"	175lb	50	---
95613	36"	175lb	50	---

WARNING: This product can expose you to chemicals, including lead, which are known to the State of California to cause cancer and birth defects or other reproductive harm. For more information, visit www.P65Warnings.ca.gov

STEEL GREASE FITTINGS
BRASS FITTINGS

PIPE THREAD



- Assortments also available
- Exceeds 12hr salt spray

Meets SAE #J-534C

PART #	SIZE	A	B	HEX	APPROX. WT. LBS.	LIST PRICE
36110	1/8" -27 NPTF	0.66	0.28	0.437	0.01	---
36110SS	303 SS	0.68	0.29	0.437	0.01	---
36111	Thread Form-ing	0.62	0.23	0.437	0.01	---

BALL CHECK - 1/8-27 NPTF

#610 1610 2800 1720 5000

PIPE THREAD

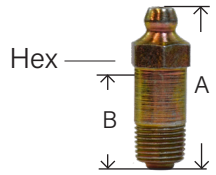

PART #	SIZE	A	B	HEX	APPROX. WT. LBS.	LIST PRICE
36112	1/8" -27 NPTF	1.25	0.22	0.437	0.02	---
36113	1/8" -27 NPTF	1.75	1.26	0.437	0.02	---

BALL CHECK

#607 1607 2800 1669 5003

PIPE THREAD

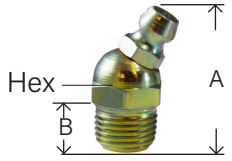

PART #	SIZE	A	B	HEX	APPROX. WT. LBS.	LIST PRICE
36114	1/8" -27 NPTF	0.90	0.30	0.437	0.01	---

30° ANGLE BALL CHECK

#611 1611 2830 5100

PIPE THREAD

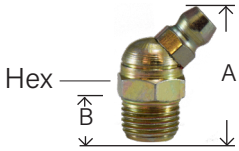

PART #	SIZE	A	B	HEX	APPROX. WT. LBS.	LIST PRICE
36116	1/8" -27 NPTF	0.88	0.22	0.437	0.01	---
36116SS	303 SS	0.95	0.29	0.437	0.01	---

45° ANGLE BALL CHECK

#688 1688 2845 5200

PIPE THREAD



PART #	SIZE	A	B	HEX	APPROX. WT. LBS.	LIST PRICE
36118	1/8" -27 NPTF	0.86	0.30	0.437	0.01	---

65° ANGLE BALL CHECK

#612 1612 2865 5300

PIPE THREAD



PART #	SIZE	A	B	HEX	APPROX. WT. LBS.	LIST PRICE
36120	1/8" -27 NPTF	0.84	0.30	0.437	0.01	---
36120SS	303 SS	0.84	0.29	0.437	0.01	---
36121	1/8" -27 NPTF	1.81	1.25	0.437	0.01	---

90° ANGLE BALL CHECK

#613 1613 2890 5400 5407

PIPE THREAD



PART #	SIZE	A	B	HEX	APPROX. WT. LBS.	LIST PRICE
36130	1/4" -18 NPTF	0.84	0.30	0.437	0.02	---
36130SS	303 SS	0.87	0.42	0.437	0.02	---

BALL CHECK - 1/4-18 NPTF

#627 1627 2900K 5050

WARNING: This product can expose you to chemicals, including lead, which are known to the State of California to cause cancer and birth defects or other reproductive harm. For more information, visit www.P65Warnings.ca.gov

STEEL GREASE FITTINGS
BRASS FITTINGS

PIPE THREAD

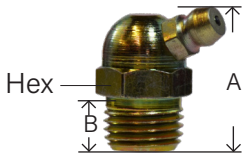

PART #	SIZE	A	B	HEX	APPROX. WT. LBS.	LIST PRICE
36132	1/4"-18 NPTF	0.97	0.34	0.56	0.02	---

65° ANGLE BALL CHECK

#629 1629 2965 5350

1/4-28 TAPER THREAD



PART #	SIZE	A	B	HEX	APPROX. WT. LBS.	LIST PRICE
36140	1/4"-28 NPTF	0.54	0.18	0.31	0.01	---
36140SS	303 SS	0.54	0.18	0.31	0.01	---
36141	Thread Forming	0.57	0.20	0.31	0.01	---

SHORT BALL CHECK - 1/4-28 NPTF

#641 1641 2400 3038 5010

1/4-28 TAPER THREAD



PART #	SIZE	A	B	HEX	APPROX. WT. LBS.	LIST PRICE
36142	1/4"-28 Taper Thread	0.69	0.34	0.312	0.01	---

LONG BALL CHECK

#652 1652 2400 5013

1/4-28 TAPER THREAD

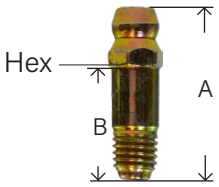

PART #	SIZE	A	B	HEX	APPROX. WT. LBS.	LIST PRICE
36144	1/4"-28 Taper Thread	0.92	0.60	0.312	0.02	---

EXTRA LONG BALL CHECK

#680 1680 2400 5014

1/4-28 TAPER THREAD

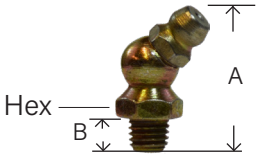

PART #	SIZE	ANGLE	A	B	HEX	APPROX. WT. LBS.	LIST PRICE
36146	1/4"-28 Taper Thread	45°	0.82	0.20	0.375	0.02	---
36146SS	303 SS	45°	0.81	0.20	0.375	0.02	---
36147	1/4"-28 Taper Thread	60°					

SHORT 45° BALL CHECK

#637 1637 2445 1665 2465 3010 5210

1/4-28 TAPER THREAD

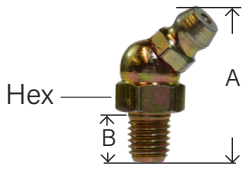

PART #	SIZE	A	B	HEX	APPROX. WT. LBS.	LIST PRICE
36148	1/4"-28 Taper Thread	0.94	0.30	0.375	0.02	---

LONG 45° BALL CHECK

#636 1630 2445

1/4-28 TAPER THREAD



SAE# A515002

PART #	SIZE	A	B	HEX	APPROX. WT. LBS.	LIST PRICE
36150	1/4"-28 Taper Thread	0.75	0.10	0.375	0.02	---
36150SS	303 SS	0.75	0.20	0.375	0.02	---
36152	Thread Forming	0.75	0.16	0.375	0.02	---

90° ANGLE BALL CHECK

#911 1911 2490 3054 5410

WARNING: This product can expose you to chemicals, including lead, which are known to the State of California to cause cancer and birth defects or other reproductive harm. For more information, visit www.P65Warnings.ca.gov

STEEL GREASE FITTINGS
BRASS FITTINGS

DRIVE TYPE



PART #	SIZE	A	B	APPROX. WT. LBS.	LIST PRICE
36160	5/16"	0.55	0.25	0.01	---

BALL CHECK Drive Type

#608 1608 5021

DRIVE TYPE



PART #	SIZE	A	B	APPROX. WT. LBS.	LIST PRICE
36164	3/16"	0.52	0.25	0.01	---

BALL CHECK

#728 1728 2316 5033

DRIVE TYPE



PART #	SIZE	A	B	APPROX. WT. LBS.	LIST PRICE
36166	1/4"	0.55	0.23	0.01	---
36166SS	303 SS	0.55	0.23	0.01	---

BALL CHECK

#743 1743 214 5029

METRIC

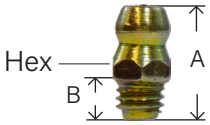

PART #	SIZE	A (MM)	B (MM)	HEX (MM)	APPROX. WT. LBS.	LIST PRICE
36168	6MM x 1	16	3.7	7	0.01	---

(Diameter x Pitch)

#711 6000 2106 2M6 5175

METRIC

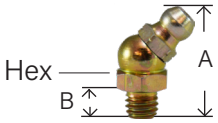

PART #	SIZE	A (MM)	B (MM)	HEX (MM)	APPROX. WT. LBS.	LIST PRICE
36170	6MM x 1	21	3.7	9	0.02	---

45° ANGLE

#712 6045 2107 5176

METRIC

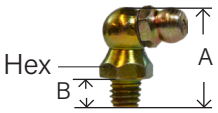

PART #	SIZE	A (MM)	B (MM)	HEX (MM)	APPROX. WT. LBS.	LIST PRICE
36172	6MM x 1	18	3.7	9	0.02	---

90° ANGLE

#713 6090 2108 ZM906 5177

METRIC



PART #	SIZE	A (MM)	B (MM)	HEX (MM)	APPROX. WT. LBS.	LIST PRICE
36174	8MM x 1	16	3.7	9	0.02	---

#811 8000 2103 ZM58 5178

METRIC

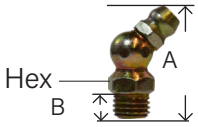

PART #	SIZE	A (MM)	B (MM)	HEX (MM)	APPROX. WT. LBS.	LIST PRICE
36176	8MM x 1	21	3.7	9	0.02	---

45° ANGLE

#812 8045 2104 ZM458 5179

METRIC



PART #	SIZE	A (MM)	B (MM)	HEX (MM)	APPROX. WT. LBS.	LIST PRICE
36178	8MM x 1	18	3.7	9	0.02	---

90° ANGLE

#813 8090 2105 ZM908 5180

WARNING: This product can expose you to chemicals, including lead, which are known to the State of California to cause cancer and birth defects or other reproductive harm. For more information, visit www.P65Warnings.ca.gov

STEEL GREASE FITTINGS
BRASS FITTINGS

METRIC



PART #	SIZE	A (MM)	B (MM)	HEX (MM)	APPROX. WT. LBS.	LIST PRICE
36180	10MM x 1	16	3.7	11	0.02	---

▪ Diameter x pitch (extra fine)

#911 9000 2109 ZM510 5181

METRIC

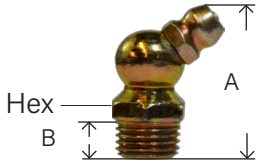

PART #	SIZE	A (MM)	B (MM)	HEX (MM)	APPROX. WT. LBS.	LIST PRICE
36182	10MM x 1	21	3.7	11	0.02	---

45° ANGLE

#912 9045 2110 ZM4510 5182

METRIC



PART #	SIZE	A (MM)	B (MM)	HEX (MM)	APPROX. WT. LBS.	LIST PRICE
36184	10MM x 1	18	3.7	11	0.02	---

90° ANGLE

#913 9090 2111 ZM9010 5183



PART #	SIZE	A	B	HEX	APPROX. WT. LBS.	LIST PRICE
36186	5/16"-24	0.65	0.12	0.375	0.02	---

#711-B 1711 2500



PART #	SIZE	A	B	HEX	APPROX. WT. LBS.	LIST PRICE
36188	3/8"-24	0.65	0.14	0.437	0.01	---

#710-B 1710 2600

BUTTON HEAD



PART #	SIZE	A	B	HEX	APPROX. WT. LBS.	LIST PRICE
36200	1/8"-27 PTF	0.75	0.34	0.625	0.03	---
36205	1/4"-18 NPT	0.83	0.44	0.625	0.03	---

1184 1186

WHIP HOSE - EXCEEDS SAE 100R1-AT - use with hand grease guns only
10,000 PSI Burst Pressure Rubber Hose



1/8" NPT Solid Base
3/16" ID
3,000 PSI Working pressure

PART #	LENGTH	LIST PRICE
36210	12" RUBBER	---
36212	18" RUBBER	---
36214	24" RUBBER	---

4 JAW GREASE GUN COUPLER
Provides quick, positive, leakproof connection w/ grease fittings.



1/8" NPTF

PART #	A	HEX	APPROX. WT. LBS.	LIST PRICE
36220	1.50	0.56	0.05	---

WARNING: This product can expose you to chemicals, including lead, which are known to the State of California to cause cancer and birth defects or other reproductive harm. For more information, visit www.P65Warnings.ca.gov

ADAPTERS FOR GREASE FITTINGS

ADAPTERS



PART #	FEMALE	MALE	L	H	WEIGHT	LIST PRICE
36300	1/8"-27 NPTF	1/4-28" SAE-LT	.75	1/2	0.02	---
36301	1/8"-27 NPTF	1/4-28" SAE-LT	.87	1/2	0.02	---

▪ carbon steel, zinc coated



PART #	FEMALE ENGLISH TO MALE ENGLISH		L	H	WEIGHT	LIST PRICE
36304	1/4"-28 UNF	M6 x 1.0	.43	9mm	0.01	---
36305	1/4"-28 UNF	M8 x 1.0	.45	3/8	0.01	---
36306	1/4"-28 UNF	M10 x 1.0	.32	7/16	0.01	---

EXTENSIONS



PART #	FEMALE ENGLISH TO MALE ENGLISH		L	H	WEIGHT	LIST PRICE
36307	1/4"-28 UNF	1/4"-28 SAE-LT	1.34	-	0.01	---
36311	1/8"-27 NPTF	1/8"-27 NPTF	1.25	1/2	0.04	---

*Brass plated

45° ANGLE ELBOWS



PART #	FEMALE	MALE	L	H	WEIGHT	LIST PRICE
36360	1/8"-27 NPTF	1/4"-28 SAE-LT	.81	1/2	0.02	---
36362	1/8"-27 NPTF	1/8"-27 PTF SAE Short	1.00	1/2	0.03	---

90° ANGLE ELBOWS



PART #	FEMALE	MALE	L	H	WEIGHT	LIST PRICE
36370	1/8"-27 NPTF	1/4"-28 SAE-LT	.81	1/2	0.03	---
36371	1/8"-27 NPTF	1/4"-28 SAE-LT	1.04	1/2	0.03	---
36372	1/8"-27 NPTF	1/4"-18 PTF SAE Short	1.19	9/16	0.06	---
36374	1/8"-27 NPTF	1/8"-27 PTF SAE Short	1.00	1/2	0.03	---
36375	1/8"-27 NPTF	1/8"-27 NPTF	1.13	1/2	0.03	---
36377	1/4"-18 NPTF	1/4"-18 NPTF	1.34	11/16	0.08	---
36376	1/8"-27 NPTF	1/8"-27 NPTF	1.50	5/8	0.07	---

WARNING: This product can expose you to chemicals, including lead, which are known to the State of California to cause cancer and birth defects or other reproductive harm. For more information, visit www.P65Warnings.ca.gov

BSPT/BSPP FITTINGS

BRASS FITTINGS

MALE BSPP NIPPLE



PART #	SIZE	LIST PRICE
28800	1/8 X 1/8	---
28801	1/4 X 1/8	---
28802	1/4 X 1/4	---
28803	3/8 X1/8	---
28804	3/8 X 1/4	---
28805	3/8 X 3/8	---
28806	1/2 X 1/4	---
28807	1/2 X 3/8	---
28808	1/2 X 1/2	---
28810	3/4 X 1/2	---
28811	3/4 X 3/4	---
28812	1 X 3/4	---
28813	1 X 1	---
28814	1-1/2 X 1-1/4	---

MALE NIPPLE



BSPT X MALE NPT

PART #	SIZE	LIST PRICE
28815	1/8 X 1/8	---
28816	1/4 X 1/4	---
28817	3/8 X 3/8	---
28818	1/2 X 1/2	---
28819	3/4 X 3/4	---
28839	1 X 1	---

MALE BSPP X MALE NPT



PART #	SIZE	LIST PRICE
28976	1/4 X 1/4	---
28977	3/8 X 1/4	---
28978	3/8 X 3/8	---
28979	1/2 X 1/2	---

MALE BSPT NIPPLE



PART #	SIZE	LIST PRICE
28820	1/8 X 1/8	---
28821	1/4 X 1/8	---
28822	1/4 X 1/4	---
28823	3/8 X 1/8	---
28824	3/8 X 1/4	---
28825	3/8 X 3/8	---
28826	1/2 X 1/8	---
28827	1/2 X 1/4	---
28828	1/2 X 3/8	---
28829	1/2 X 1/2	---
28832	3/4 X 1/2	---
28833	3/4 X 3/4	---
28945	1 X 3/4	---
28910	1 X 1	---

BSPP COUNTERSUNK SEALED PLUG



PART #	SIZE	LIST PRICE
28835	1/8	---
28836	1/4	---
28837	3/8	---
28838	1/2	---

BSPT HEX COUNTERSUNK PLUG



PART #	SIZE	LIST PRICE
28840	1/8	---
28841	1/4	---
28842	3/8	---
28843	1/2	---
28844	3/4	---

FEMALE BSP CAP



BSP SEALS W/ BOTH BSPT & BSPP

PART #	SIZE	LIST PRICE
28855	1/8	---
28856	1/4	---
28857	3/8	---
28858	1/2	---
28859	3/4	---

BARB X FEMALE BSPP SWIVEL



PART #	SIZE	LIST PRICE
28851	1/4 X 1/4	---
28852	3/8 X 3/8	---
28853	1/2 X 1/2	---
28854	3/4 X 3/4	---

WARNING: This product can expose you to chemicals, including lead, which are known to the State of California to cause cancer and birth defects or other reproductive harm. For more information, visit www.P65Warnings.ca.gov

BSPT/BSPP FITTINGS
BRASS FITTINGS

BSPT MALE X FEMALE NPT



PART #	SIZE	LIST PRICE
28860	1/8 X 1/8	---
28861	1/4 X 1/4	---
28862	3/8 X 3/8	---
28863	1/2 X 1/2	---
28864	3/4 X 3/4	---
28866	1 X 1	---

NPT MALE X FEMALE BSP



PART #	SIZE	LIST PRICE
28867	1/8 X 1/8	---
28868	1/4 X 1/4	---
28869	3/8 X 3/8	---
28870	1/2 X 1/2	---
28871	3/4 X 3/4	---

BUSHING BSPT MALE X BSP FEMALE



PART #	SIZE	LIST PRICE
28872	1/8 X 1/8	---
28845	1/8 X 3/8	---
28873	1/4 X 1/8	---
28846	1/4 X 3/8	---
28847	1/4 X 1/2	---
28874	3/8 X1/8	---
28875	3/8 X 1/4	---
28848	3/8 X 3/8	---
28876	1/2 X 1/4	---
28877	1/2 X 3/8	---
28878	3/4 X 1/2	---
28879	1 X 3/4	---

BARB X BSPP



PART #	SIZE	LIST PRICE
29122	3/8 X 1/4	---
29123	1/2 X 1/4	---

BRASS RIGID MALE BARB ADAPTER



PART #	HOSE I.D. X BSPT	LIST PRICE
32450	1/4 x 1/8	---
32451	1/4 x 1/4	---
32452	3/8 x 1/4	---
32453	3/8 x 3/8	---
32454	3/8 x 1/2	---
32455	1/2 x 3/8	---
32456	1/2 x 1/2	---
32457	3/4 x 3/4	---
32458	1 x 1	---
28968	1/2 X 3/4	---

MALE BSPP X FEMALE BSP ADAPTER



PART #	SIZE	LIST PRICE
28880	1/8 X 1/8	---
28881	1/8 X 1/4	---
28882	1/4 X 1/8	---
28883	1/4 X 1/4	---
28884	1/4 X 3/8	---
28885	3/8 X 1/8	---
28886	3/8 X 1/4	---
28887	3/8 X 3/8	---
28888	3/8 X 1/2	---
28889	1/2 X 1/4	---
28890	1/2 X 3/8	---
28891	1/2 X 1/2	---
28951	1/2 X 1/8	---
28892	3/4 X 1/4	---
28893	3/4 X 1/2	---

FE BSPP X FE NPT



PART #	SIZE	LIST PRICE
29111	1/8 X 1/8	---
29112	1/4 X 1/4	---
29113	3/8 X 1/4	---
29114	3/8 X 3/8	---
29115	1/2 X 1/4	---
29116	1/2 X 1/2	---
29119	1-1/2 X 1-1/2	---
29120	2 X 2	---

FEMALE BSP COUPLING



PART #	SIZE	LIST PRICE
28894	1/8 X 1/8	---
28895	1/4 X 1/8	---
28896	1/4 X 1/4	---
28897	3/8 X 1/8	---
28898	3/8 X 1/4	---
28899	3/8 X 3/8	---
28900	1/2 X 1/4	---
28901	1/2 X 3/8	---
28902	1/2 X 1/2	---
28903	3/4 X 3/4	---

MALE NPT X FE BSPT



PART #	SIZE	LIST PRICE
29104	1/8 X 1/8	---
29105	1/4 X 1/4	---
29106	3/8 X 3/8	---
29107	1/2 X 1/2	---
29108	3/4 X 3/4	---
29109	1 X 1	---
29110	1-1/4 X 1-1/4	---

WARNING: This product can expose you to chemicals, including lead, which are known to the State of California to cause cancer and birth defects or other reproductive harm. For more information, visit www.P65Warnings.ca.gov

BSPT/BSPP FITTINGS

BRASS FITTINGS

90° BSPT MALE ELBOW



PART #	SIZE	LIST PRICE
28905	1/8 X 1/8	---
28906	1/4 X 1/4	---
28907	3/8 X 3/8	---
28908	1/2 X 1/2	---
28909	3/4 X 3/4	---

BSPT TEE



PART #	SIZE	LIST PRICE
28927	1/2	---
28928	3/4	---

45° MALE BSPT X FE BSPT



PART #	SIZE	LIST PRICE
28965	1/8 X 1/8	---

MALE BSPT X FEMALE BSP 90° ELBOW



PART #	SIZE	LIST PRICE
28911	1/8 X 1/8	---
28912	1/4 X 1/4	---
28944	3/8 X 3/8	---
28915	3/4 X 3/4	---

BSP FEMALE TEE



PART #	SIZE	LIST PRICE
28930	1/8	---
28931	1/4	---
28932	3/8	---
28933	1/2	---
28934	3/4	---

FE BSP BRANCH TEE



PART #	SIZE	LIST PRICE
29129	1/4	---

BSP FEMALE 90° ELBOW



PART #	SIZE	LIST PRICE
28917	1/8 X 1/8	---
28918	1/4 X 1/4	---
28919	3/8 X 3/8	---
28920	1/2 X 1/2	---
28921	3/4 X 3/4	---

BSP MALE RUN TEE



PART #	SIZE	LIST PRICE
28947	1/8	---
28948	1/4	---
28949	3/8	---
28950	1/2	---

WARNING: This product can expose you to chemicals, including lead, which are known to the State of California to cause cancer and birth defects or other reproductive harm. For more information, visit www.P65Warnings.ca.gov

SPECIALTY VALVES AND COCKS





DRAIN COCKS



AIR VALVES



3, 4 AND 6 WAY



NEEDLE

MARINE & ANTI-SIPHON



PANEL MOUNT BALL VALVES





TRUCK



MINI BALL

SOLID BOTTOM SHUT-OFF





CHECK



SPRING BOTTOM SHUT-OFF

See our valve section for much, much more!

WARNING: This product can expose you to chemicals, including lead, which are known to the State of California to cause cancer and birth defects or other reproductive harm. For more information, visit www.P65Warnings.ca.gov

DRAIN COCKS
BRASS FITTINGS

DRAIN COCKS

- For use with low pressure air, water and fluids.
- Designed for a working pressure of 150 psi @ 250°.
- Hand-tightening provides a metal-to-metal seal.
- Not intended for natural gas, LPG, nuclear or aircraft applications.

Install on your tank for easy draining

GASOLINE SHUT OFF w/ SCREEN FILTER

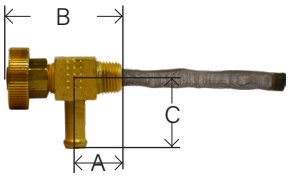

PART #	BARB X MALE PIPE	A	B	C	APPROX. WT. LBS.	LIST PRICE
46064	1/4" x 1/8"	0.55	1.34	0.66	0.06	---

827

DRAIN COCK 150 PSI - Trunk Air Tank



PART #	MALE PIPE	A	B	APPROX. WT. LBS.	LIST PRICE
46066	1/4"	1.73	1.41	0.22	---

DCR601-4

TRUCK DRAIN - 125 P.S.I.G

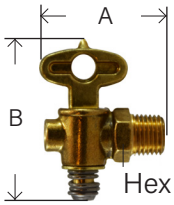

PART #	MALE PIPE	INDUS-TRY NUMBER	A	B	HEX	APPROX. WT. LBS.	LIST PRICE
46067	1/8"		1.53	1.95	0.62	0.14	---
46068	1/4"	W15310	1.53	1.95	0.62	0.18	---

SHUT OFF - 150 P.S.I max.

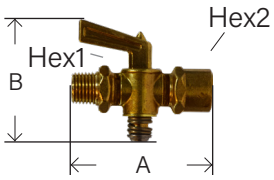

PART #	MALE PIPE X FEMALE PIPE	INDUSTRY NUMBER	A	B	HEX 1	HEX 2	APPROX. WT. LBS.	LIST PRICE
46069	1/4"	W20332	1.96	1.96	0.75	0.62	0.20	---

#60HC 3380-A 0903610 367

LEVER HANDLE

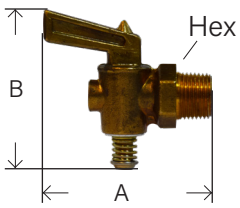

PART #	MALE PIPE	INDUS-TRY NUM-BER	A	B	HEX	APPROX. WT. LBS.	LIST PRICE
46070	1/8"	M-41-P	1.99	1.80	0.62	0.04	---
46071	1/4"	M-42-P	2.06	1.81	0.62	0.06	---
46072	3/8"	M-43-P	2.30	2.29	0.81	0.08	---
46073	1/2"	M-44-P	3.00	2.50	0.87	0.16	---

840 41D DC601

- 30 psi

*Valve is closed when handle is in the position of the picture

AIR TANK DRAIN PULL VALVE



PART #	SIZE	DESCRIPTION	LIST PRICE
39595	1/4" male	5ft nylon coated pull cable	---
39596	1/4" male	4ft nylon coated pull cable	---
39597	1/4" male	3ft nylon coated pull cable	---
39600	1/4" male	Air valve only	---

WARNING: This product can expose you to chemicals, including lead, which are known to the State of California to cause cancer and birth defects or other reproductive harm. For more information, visit www.P65Warnings.ca.gov

DRAIN COCKS
BRASS FITTINGS

INTERNAL SEAT



PART #	MALE PIPE	INDUSTRY NUMBER	A	HEX	APPROX. WT. LBS.	LIST PRICE
46079	1/8"	6783	1.45	0.55	0.02	---

DC602 808 400A 1800A

INTERNAL SEAT - Wing Nut Handle



PART #	MALE PIPE	INDUSTRY NUMBER	A	HEX	APPROX. WT. LBS.	LIST PRICE
46074	1/8"	130	0.92	0.40	0.04	---
46075	1/4"	140	0.94	0.56	0.06	---
46077	3/8"	230	1.27	0.68	0.08	---

HB - 5/16 803 305A

LONG INTERNAL SEAT



PART #	SIZE	IND #	A	HEX	APPROX. WT. LBS.	LIST PRICE
46078	1/8 MIP		1.85			---
46076	3/8" Hose I.D.		1.65	0.43	0.02	---

809

PIN HANDLE - Internal Seat



PART #	MALE PIPE	INDUSTRY NUMBER	A	HEX	APPROX. WT. LBS.	LIST PRICE
46080	1/8"	M-200-P	1.22	0.50	0.04	---
46081	1/4"	M-201-P	1.31	0.56	0.06	---
46082	3/8"	M-202-P	1.53	0.68	0.12	---

DC603 802

EXTERNAL SEAT w/ SPOUT



PART #	MALE PIPE	INDUSTRY NUMBER	A	HEX	APPROX. WT. LBS.	LIST PRICE
46084*	1/4"	6788	1.56	0.56	0.02	---

* Replaces GM # 511771 & Chrysler #836015

200A 239 DC606 807

BIBB VALVE



PART #	MALE PIPE	INDUSTRY NUMBER	A	B*	C	APPROX. WT. LBS.	LIST PRICE
46088	1/8"	150	0.82	1.60	0.55	0.04	---
46089	1/4"	120	0.89	1.59	0.54	0.06	---
46089A	1/4"	6660	0.55	1.34	0.66	0.06	---

* With valve closed

804 DC607 2019 201DH

RADIATOR TYPE - External Seat



PART #	MALE PIPE	INDUSTRY NUMBER	IND #	A	HEX	APPROX. WT. LBS.	LIST PRICE
46085	1/8"	M-320-P	135	0.90	0.43	0.02	---
46086	1/4"	M-321-P	145	1.00	0.56	0.04	---
46087	3/8"	M-322-P	270	1.25	0.68	0.08	---
46083	1/2"	108	108	1.48	0.87	0.12	---

320D 240 DC604 801

WARNING: This product can expose you to chemicals, including lead, which are known to the State of California to cause cancer and birth defects or other reproductive harm. For more information, visit www.P65Warnings.ca.gov

SHUT-OFF COCKS
BRASS FITTINGS

- Designed for working pressure of 30 PSI.
- Forged brass bodies and brass handles.
- Instantaneous off-on operation with 360 rotation.
- Not good for gasoline.

COMPRESSION X MALE PIPE



PART #	COMP X MALE PIPE	IND. #	A	B	HEX	APPROX. WT. LBS.	LIST PRICE
46130	1/4″ x 1/8″	27-C	1.87	1.81	0.51	0.14	---
46131	1/4″ x 1/4″	227-C	2.05	1.86	0.62	0.15	---

868 V304C 2068 133C VC206

COMPRESSION X COMPRESSION

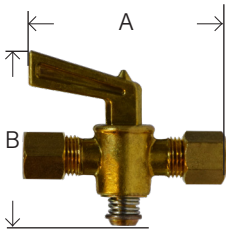

PART #	COMP X COMP	IND. #	A	B	APPROX. WT. LBS.	LIST PRICE
46140	1/4″	28-C	1.82	1.84	0.12	---
46141	5/16"	30-C	1.84	1.88	0.14	---
46142	3/8″	58-C	1.87	1.80	0.14	---

V3030F 2062 134C

FEMALE X FEMALE PIPE

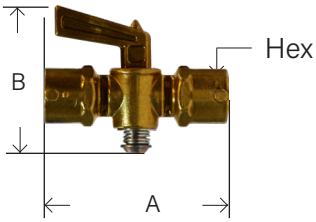

PART #	IND. #	FEMALE PIPE X FEMALE PIPE	A	B	HEX	APPROX. WT. LBS.	LIST PRICE
46151	31-P	1/8″	1.77	1.79	0.56	0.12	---
46152	32-P	1/4″	2.28	1.82	0.69	0.20	---
46153	40-P	3/8″	2.44	2.28	0.81	0.30	---

* 150 PSI

V403P 132C 875

MALE PIPE X FEMALE

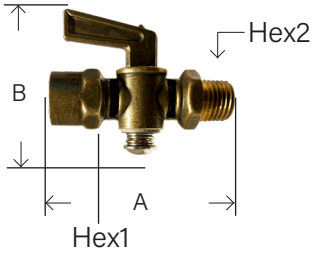

PART #	MALE PIPE X FEMALE PIPE	IND. #	A	B	HEX 1	HEX 2	APPROX. WT. LBS.	LIST PRICE
46160	1/8″	48-P	2.03	1.84	0.50	0.56	0.14	---
46161	1/4″	49-P	2.26	1.79	0.69	0.69	0.18	---
46161T*	1/4″		2.26	1.98	0.69	0.69	0.20	---
46162	3/8″	50-P	2.33	2.28	0.82	0.82	0.28	---

* 150 PSI

880 V402P 130C

MALE PIPE X MALE PIPE



PART #	MALE PIPE X MALE PIPE	IND. #	A	B	HEX	APPROX. WT. LBS.	LIST PRICE
46165	1/8″	76-P	2.15	1.80	0.69	0.12	---
46166	1/4″	77-P	2.22	1.84	0.70	0.17	---
46167	3/8″	78-P	2.43	2.24	0.82	0.22	---

* 150 PSI

1V401P 890

WARNING: This product can expose you to chemicals, including lead, which are known to the State of California to cause cancer and birth defects or other reproductive harm. For more information, visit www.P65Warnings.ca.gov

NEEDLE VALVES
BRASS FITTINGS

NEEDLE VALVES

These are NOT Lead Free See lead Free Section for Lead Free products

Made with either pin handle or pressed on handle.
Please specify if you have a preference.
- Used on instrumentation, hydraulic, and pneumatic systems.
- Designed for a maximum working pressure of 150 PSI.
- Provided with steel handles and metal-to-metal seats with fine-thread screwdown.
- Not designed for natural gas, LPG, nuclear or aircraft applications.
- Always install with pressure against the seat.

COMP X MALE PIPE

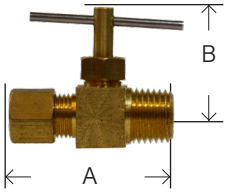

PART #	COMP X MALE PIPE	IND. #	A	B	APPROX. WT. LBS.	LIST PRICE
46002	1/4" x 1/8"	M-101-C	1.29	1.12	0.07	---
46003	1/4" x 1/4"	M-101-C	1.27	1.14	0.10	---

NV106C 2205 820 3068

COMP X MALE PIPE-ANGLE

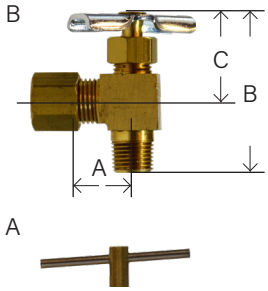

PART #	COMP X MALE PIPE	HAN-DLE	IND. #	A	B	C	APPROX. WT. LBS.	LIST PRICE
46011	1/4" x 1/8"	A	M-103-C	0.56	1.48	0.93	0.08	---
46012	1/4" x 1/4"	B	M-104-C	0.62	1.67	0.90	0.13	---
46013	5/16" x 1/8"	B	M-104-C	0.63	1.63	0.95	0.10	---
46016	3/8" x 1/4"	A	M-303-C	0.65	1.71	0.92	0.16	---

NV104C 2203 821 3069

COMP X COMP

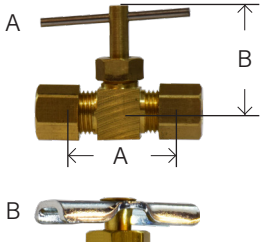

PART #	COMP X COMP	HANDLE	IND. #	A	B	APPROX. WT. LBS.	LIST PRICE
46020	3/16"	B	M-105-C	1.06	0.88	0.08	---
46021	1/4"	A	M-106-C	1.17	1.12	0.10	---
46022	5/16"	A	M-107-C	1.22	1.08	0.12	---
46023	3/8"	B	M-113-C	1.31	1.15	0.13	---

NV105C 3062 2201 822

FLARE X MALE PIPE

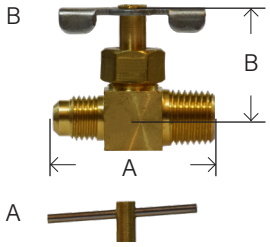

PART #	MALE FLARE X MALE PIPE	HAN-DLE	IND. #	A	B	APPROX. WT. LBS.	LIST PRICE
46028	1/4" x 1/8"	A	M-104-SAE	1.35	1.12	0.07	---
46029	1/4" x 1/4"	B	M-1040-SAE	1.38	0.88	0.09	---

NV103F 2405 823 3048

WARNING: This product can expose you to chemicals, including lead, which are known to the State of California to cause cancer and birth defects or other reproductive harm. For more information, visit www.P65Warnings.ca.gov

NEEDLE VALVES
BRASS FITTINGS

FLARE X MALE PIPE



PART #	MALE FLARE X MALE PIPE	IND. #	A	B	C	APPROX. WT. LBS.	LIST PRICE
46036	1/4" x 1/8"	M-103-SAE	0.68	1.54	0.86	0.08	---
46040	3/8" x 1/4"	M-303-SAE	0.95	1.86	0.90	0.17	---

NV101F 2403 824 3049

FLARE X FLARE

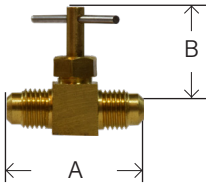

PART #	MALE FLARE X MALE FLARE	IND. #	A	B	APPROX. WT. LBS.	LIST PRICE
46045	1/4"	M-110-SAE	1.48	1.20	0.18	---
46046	3/8"	M-115-SAE	1.79	1.19	0.20	---

NV102F 3042 825 2401

MULTI-PURPOSE AIR VENT



PART #	MALE PIPE	A	HEX	APPROX. WT. LBS.	LIST PRICE
46048	1/8"	0.78	0.43	0.02	---

705

MALE PIPE TO MALE PIPE

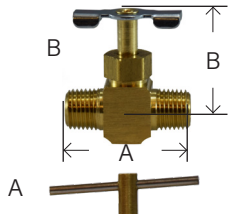

PART #	MALE PIPE X MALE PIPE	HANDLE	IND. #	A	B	APPROX. WT. LBS.	LIST PRICE
46050	1/8"	A	M-108-P	1.25	1.09	0.08	---
46051	1/4"	B	M-110-P	1.69	1.00	0.16	---

NV107P 2301 826 3122

FEMALE PIPE X FEMALE PIPE

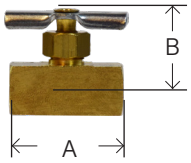

PART #	FEMALE PIPE X FEMALE PIPE	IND. #	A	B	APPROX. WT. LBS.	LIST PRICE
46055*	1/8"	M-304-P	1.18	0.84	0.18	---
46056	1/4"	M-3044-P	1.60	1.24	0.21	---

* Pressed on handle

6800 NV109P 2304 817 3103

MALE X FEMALE PIPE

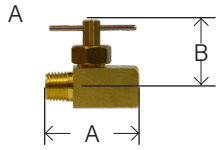

PART #	MALE PIPE X FEMALE PIPE	HANDLE	IND. #	A	B	APPROX. WT. LBS.	LIST PRICE
46060	1/8"	A	M-305-P	1.18	1.09	0.10	---
46061	1/4'	A	M-3055-P	1.60	1.14	0.18	---

NBR seals -30°C to 120°C

NV108P 2305 818 3120

WARNING: This product can expose you to chemicals, including lead, which are known to the State of California to cause cancer and birth defects or other reproductive harm. For more information, visit www.P65Warnings.ca.gov

SPECIALTY VALVES
BRASS FITTINGS

BRASS TRUCK VALVES

- Used in heavy duty truck, trailer and mobile markets.
- Used on water, oil and coolant lines.
- Forged brass construction with steel handle.
- Temperature range -40° - 250°
- Max pressure 250 psi
- Metal to metal seats for high heat/ fluid compatibility
- Fine thread screw down to afford flow control ability and a positive seal.
- Not intended for natural gas, LPG, Nuclear or aircraft applications



200 PSI

TV44

BARB TO MALE PIPE

PART #	SIZE	LIST PRICE
46450	3/8 x 3/8	---
08944-0806	1/2 x 3/8	---
46451	5/8 x 3/8	---
46455	5/8 x 1/2	---
46457	3/4 x 3/8	---
46456	3/4 x 1/2	---

404V



TV45

FEMALE TO MALE PIPE

PART #	SIZE	LIST PRICE
46465	3/8 x 3/8	---
46466	3/8 x 1/2	---
46467	1/2 x 1/2	---

405V



1

TV49

2

FLARE TO MALE PIPE

PART #	SIZE	LIST PRICE
08949-0606	3/8 x 3/8	---
08949-0608	3/8 x 1/2	---
46475	1/2 x 1/2	---
46476	5/8 x 1/2	---

409V



TV412

MIP X FLARE

PART #	SIZE	LIST PRICE
46485	1/2 x 5/8	---

8875

SOLID BOTTOM VALVES

- Designed for instantaneous on-off operation.
- 3600 rotation standard.
- 30 PSI
- Packed with grease.



O-RING SEALED MIP X FIP

PART #	SIZE	LIST PRICE
46401	1/4	---
46402	3/8	---

1035D M-70-SBV

SOLID BOTTOM FUEL VALVES

- Approved for use on Motorcraft fuel lines.
- Pointer lever.
- 900 turn stop mechanism to assure positive location of the on and off positions.
- Corrosion proofed internal construction assures maximum salt atmosphere protection.
- Port hole is 1/4 (.250) diameter.
- UL listed for use in fuel oils no. 1 & no. 2, LP gas and utility gas.



PIPE MALE X FEMALE

PART #	SIZE	LIST PRICE
46401M	1/4 x 1/4	---

8980



PIPE MALE x MALE

PART #	SIZE	LIST PRICE
46406M	1/4 x 1/4	---

8990

- Good for Propane



PIPE FEMALE X FEMALE

PART #	SIZE	LIST PRICE
46411M	1/4 x 1/4	---

8975



MALE PIPE X FLARE

PART #	SIZE	LIST PRICE
46429M	1/4 x 3/8	---

8948

WARNING: This product can expose you to chemicals, including lead, which are known to the State of California to cause cancer and birth defects or other reproductive harm. For more information, visit www.P65Warnings.ca.gov

GROUND PLUG SHUT-OFF COCKS

NON-LUBRICATED PLUG VALVES are designed to operate in systems where INSTANTANEOUS PORT SELECTION is desired. Since LUBRICANTS ARE NOT USED, relubrication is not required. There is no lubricant to freeze and lock the valve or to contaminate fine fluids. The O-RING SEALED CAP and STEM eliminate leakage to atmosphere. The mating BRASS BODY and CELCON PLUG produce a fine seal that WILL NOT SEIZE OR GALL.

Designed for PANEL or BRACKET MOUNTING. They are generally recommended for operation in GASOLINE, OIL, AIR, WATER and DETERGENT systems from minus 400 to 1800F, at a maximum operating pressure of 30 p.s.i.g. The fluid port size is 9/32 (.281) diameter for 1/8 and 1/4 sizes, 5/16 (.312) diameter for the 3/8 size. (Consult factory for applications requiring a higher pressure).

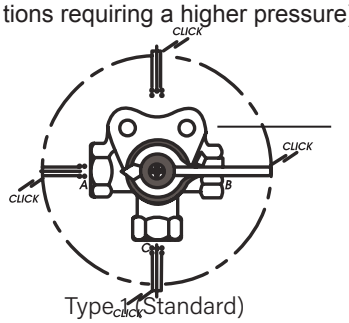

Bracket MouBracket-
Bracket Mount

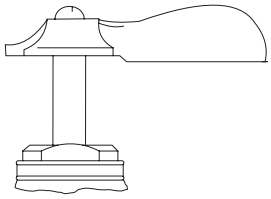

PANEL MOUNTING AVAILABLE

Type 1 (Standard)
A pronounced "click" may be felt at each position. Handle

THREE-WAY VALVES (SIDE OUTLET)

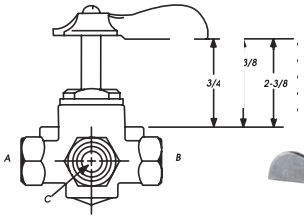



- 1-3/8" Stem
- Side Outlet
- Bracket Mounting
- O-Ring Sealed
- 4-way celcon roter standard

LESS CLICK

PART #	A-B-C FEMALE PIPE THREAD	LENGTH OF STEM	LIST
46247	1/4	1-3/8"	---
46248	3/8	1-3/8"	---

M-108-MID WITH CLICK 3600

PART #	A-B-C FEMALE PIPE THREAD	LENGTH OF STEM	LIST
46250	1/8	1-3/8"	---
46251	1/4	1-3/8"	---
46252	3/8	1-3/8"	---

V406P 6749

Openings:
Handle Pointer over A.....Valve Open A-C
Handle Pointer over C.....Valve Open B-C
Handle Pointer over B.....Valve "OFF"
Handle Pointer over Bracket.....Valve "OFF"

THREE-WAY VALVES (BOTTOM OUTLET)

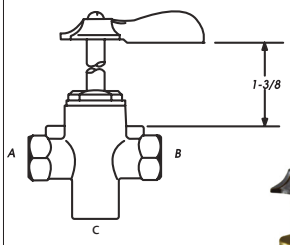



- 1-3/8" Stem
- Side Outlet
- Bracket Mounting
- O-Ring Sealed
- 4-way celcon roter standard

LESS CLICK

PART #	A-B-C FEMALE PIPE THREAD	LENGTH OF STEM	LIST
46241	1/4	1-3/8"	---

WITH CLICK 3600

PART #	A-B-C FEMALE PIPE THREAD	LENGTH OF STEM	LIST
46244	1/4	1-3/8"	---

Openings:
Handle Pointer over A.....Valve Open A-C
Handle Pointer over B.....Valve Open B-C
Handle Pointer over Bracket.....Valve "OFF"

FOUR-WAY VALVES

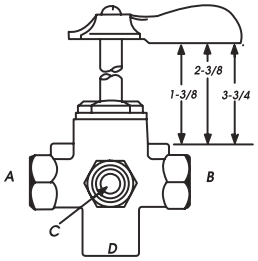



- Side Outlet
- Bracket Mounting
- O-Ring Sealed
- 4-way celcon roter standard

M-114-MID WITH CLICK (3600)

PART #	A-B-C-D FEMALE PIPE THREAD	LENGTH OF STEM	LIST
46255	1/4	1-3/8"	---
46256	3/8	1-3/8"	---

Openings:
Handle Pointer over A.....Valve Open A-D
Handle Pointer over C.....Valve Open C-D
Handle Pointer over B.....Valve Open B-D
Handle Pointer over Bracket.....Valve "OFF"

WARNING: This product can expose you to chemicals, including lead, which are known to the State of California to cause cancer and birth defects or other reproductive harm. For more information, visit www.P65Warnings.ca.gov

MARINE FITTINGS
BRASS FITTINGS

MARINE FITTINGS

• Calibrated to support 30" column of gasoline.

• Flo direction <-

BRASS ANTI-SIPHON VALVES MALE X MALE



PART #	SIZE	LIST PRICE
46520	1/4 x 1/4	---
46521	3/8 x 3/8	---
46522	1/2 x 1/2	---

BRASS ANTI-SIPHON VALVES BARB X NPT



PART #	SIZE	LIST PRICE
46529	1/4 x 1/4	---
46530	5/16 x 1/4	---
46531	3/8 x 1/4	---
46532	3/8 x 3/8	---
46533	1/2 x 3/8	---

MINI BALL VALVE - BRASS W/ SS HANDLE AND NUT



PART #	BARB X MIP	LIST PRICE
46987	3/8 x 1/4	---
46988	3/8 x 3/8	---
46989	1/2 x 1/2	---

- NBR O-Ring
- Working temp 180°F
- 3,000 PSI
- Brass or Aluminum
- #316 Ball & Spring

MALE MIP X FEMALE FIP BRASS



PART #	SIZE	LIST PRICE
46523	1/4	---
46524	3/8	---

WARNING: This product can expose you to chemicals, including lead, which are known to the State of California to cause cancer and birth defects or other reproductive harm. For more information, visit www.P65Warnings.ca.gov

MINIATURE BALL VALVES
BRASS FITTINGS

BRASS MINIATURE BALL VALVES

- Working Pressure up to 1000 P.S.I.G.
- ASTM B-16 Corrosion Resistant Brass Body.
- Non-Adjusting Viton O-Ring Stem Seal Design Never Needs Tightening.
- Highly Inert Teflon Seats.
- Long Life Nickel Plated Brass Ball.
- Blow-Out Proof Stem for Safety.
- Temperature: -40°F to 300°F
- 1/4 Turn Instantaneous On-Off Operation.
- Quarter Turn Handle Design.
- Water, Oil, and Air Pressure Systems.
- Ideal for tight, confined areas, or when routing aesthetics are desired. Applications include instrumentation, gas sampling systems, high pressure gauges, test stands, hydraulic and pneumatic service lines on capital equipment.
- Not good for steam.
- Good for propane, gas and diesel.



MALE X FEMALE

PART #	SIZE	LIST PRICE
46900	1/8 x 1/8	---
46903	1/4 x 1/4	---



MALE X MALE

PART #	SIZE	LIST PRICE
46910	1/8 x 1/8	---
46912	1/4 x 1/4	---



MALE PIPE X HOSE BARB

PART #	SIZE	LIST PRICE
46980	1/4 x 1/4	---
46981	1/4 x 3/8	---

FEMALE X FEMALE



PART #	SIZE	LIST PRICE
46920	1/8 x 1/8	---
46922	1/4 x 1/4	---



PART #	SIZE	LIST PRICE
46922A	1/4 x 1/4	---
46923	3/8 x 3/8	---



PART #	SIZE	LIST PRICE
46924	1/2 x 1/2	---

U.L. TWO WAY VALVES

- Buna-N Seal, Teflon Seat Plated metal handle, plated brass ball.
- 250 PSI Working Pressure



U.L. TWO WAY VALVES

PART #	SIZE	LIST PRICE
46440	1/4 x 1/4	---



U.L. TWO WAY VALVES

PART #	SIZE	LIST PRICE
46443	1/4 x 1/4	---

PANEL MOUNT BRASS BALL VALVES

- Working pressure: 1500 psi wog for 1/8" to 1/4", 1000 psi wog for 3/8" to 1/2"
- Vacuum rating: 29.92" Hg
- Working temp: -40°F to +300°F
- Panel mount hole is 9/16" Dia.
- Brass body cap, PTFE ball seats, Viton stem sealing, Brass chrome plated ball

FEMALE X FEMALE



PART #	SIZE	LIST PRICE
46830	1/8 x 1/8	---
46832	1/4 x 1/4	---
46833	3/8 x 3/8	---

FEMALE X FEMALE



PART #	SIZE	LIST PRICE
46878	1/4 x 1/4	---



PART #	SIZE	LIST PRICE
46951	1/8 FPT	---
46956	1/4 FPT	---

WARNING: This product can expose you to chemicals, including lead, which are known to the State of California to cause cancer and birth defects or other reproductive harm. For more information, visit www.P65Warnings.ca.gov

NICKEL PLATED PUSH-IN FITTINGS
BRASS FITTINGS

CHROME PLATED BRASS MINI BALL VALVES

- Compact Design
- Max Working Pressure 250 psi
- Optional colors of handle plate for identification



PUSH-IN X PUSH-IN

PART #	SIZE	BOX/CASE	WGT.	LIST PRICE
28400	1/8			---
28401	1/4	30/300	.10	---
28402	3/8	20/200	.21	---
28406	1/2			---



PUSH-IN X MALE PIPE

PART #	SIZE TUBE X MIP	BOX/ CASE	WGT.	LIST PRICE
28407	1/4 x 1/8			---
28404	1/4 x 1/4	30/300	.10	---
28405	3/8 x 3/8	20/200	.17	---



FIP X FIP

PART #	SIZE	BOX/CASE	WGT.	LIST PRICE
46650	1/8	30/300	.11	---
46651	1/4	30/300	.10	---
46652	3/8	20/200	.14	---
46653	1/2			---



MIP X FIP

PART #	SIZE	BOX/CASE	WGT.	LIST PRICE
46660	1/8			---
46661	1/4	30/300	.10	---
46662	3/8	20/200	.14	---

PANEL MOUNT DESIGN



FIP X FIP ANGLE

PART #	SIZE	BOX/CASE	WGT.	LIST PRICE
46670	1/8	20/200	.19	---



3-WAY FIP - CLOSED CENTER

PART #	SIZE	BOX/CASE	WGT.	LIST PRICE
46681	1/4	20/200	.21	---
46682	3/8	20/200	.21	---

WARNING: This product can expose you to chemicals, including lead, which are known to the State of California to cause cancer and birth defects or other reproductive harm. For more information, visit www.P65Warnings.ca.gov

CHECK VALVES
BRASS FITTINGS

BRASS CHECK VALVES

- 500 PSI ▪1 PSI Cracking Pressure
- Buna-N Seal for water, air & inert gas
- Viton Seal for oil, gas & diesel fuel



- 180° temp rating

FIP X FIP

PART #	SIZE	LIST PRICE
46560	1/8"	---
46561	1/4"	---
46562	3/8"	---
46563	1/2"	---
46564	3/4"	---



FEMALE X MALE BUNA-N

PART #	SIZE	LIST PRICE
46565	1/8"	---
46566	1/4"	---
46567	3/8"	---
46568	1/2"	---



MALE X MALE

PART #	SIZE	LIST PRICE
46570	1/8"	---
46571	1/4"	---
46572	3/8"	---
46573	1/2"	---



MALE X FEMALE

PART #	SIZE	LIST PRICE
46575	1/8"	---
46576	1/4"	---
46577	3/8"	---
46578	1/2"	---

HIGH PRESSURE CHECK VALVES

MAX. 2500 PSI

Cracking Pressure 1 PSI

- Opening diameter .187
- 1800 max operating temp.

CV = 0.4



▪SS ball and spring

MNPT X MNPT

PART #	SIZE	OPENING DIA.	LIST PRICE
46500	1/4 x 1/4	0.187	---

MAX. 2500 PSI

- Flo direction ->
- Opening diameter .187
- 1800 max operating temp.
- Buna Seal



▪SS ball and spring

MNPT X FNPT

PART #	SIZE	OPENING DIA.	LIST PRICE
46505	1/4 x 1/4	0.187	---

MAX. 1200 PSI

- O-Ring poppet seal Bubble tight operation



- 180°F max operating temp.

FNPT X FNPT

PART #	SIZE	OPENING DIA.	LIST PRICE
46510	1/4 x 1/4	0.25	---
46511	3/8 x 3/8	0.375	---
46512	1/2 x 1/2	0.437	---

PNEUMATIC CHECK VALVES

- Max Operating Pressure: 220 psi
- Working Pressure: 14.5-145 psi
- Cracking Pressure: 2.8 psi
- Maximum Temperatures: 140° F

Body	Chrome plated Brass
Spring	Steel
O-Ring	NBR Rubber



NPT- Inlet NPSM - Outlet

PART #	SIZE	DIMENSIONS (IN.)		LIST PRICE
		A	B	
46200	1/4	1.97	0.67	
46201	3/8	1.97	0.83	
46202	1/2	2.48	0.98	

HIGH PRESSURE CHECK VALVES

- Operates in any position, and is available in mixed or matched end combinations.
- Standard cracking pressure 1 p.s.i with a maximum operating pressure of 3000 p.s.i. and a maximum operating temperature of 180°F using Buna-N seals.
- Buna-N seals standard, other seals available.
- Guided 316 stainless steel ball + spring.
- Fixed ringed seat prevents extrusion of seal.
- Opening diameter .28
- Approximate CV 1.2
- Water G.P.M. @ 10 p.s.i. is 4.0
- Good for air



FEMALE X FEMALE

PART #	SIZE	LIST PRICE
46513	1/4	---
46517	3/8	---



FEMALE X MALE

PART #	SIZE	LIST PRICE
46514	1/4	---

WARNING: This product can expose you to chemicals, including lead, which are known to the State of California to cause cancer and birth defects or other reproductive harm. For more information, visit www.P65Warnings.ca.gov

LEAD FREE



What is the new lead-free requirement?
In 2011, the Reduction of Lead in Drinking Water Act was signed into law. The Act has reduced the lead content allowed in drinking water system and plumbing materials by changing the definition of "lead-free" in Section 1417of the Safe Drinking Water Act.

*The term "lead-free" has been updated from notmore that 8% lead content to mean "**not more than a weighted average of 0.25% lead when used with respect to the wetted surfaces of pipes, pipe fittings, plumbing fittings and fixtures.**"*

How do I know which products must meet the new lead-free requirement?
The prohibitions on use and introduction into commerce apply to all pipe, pipe fittings, plumbing fittings, and fixtures (henceforth reffered to as "products"), including stocked inventories that have not been installed. This includes coated or uncoated brass or bronze materials. By using the flowchart below as a guide, you can determine if a product must meet the new lead-free requirement:

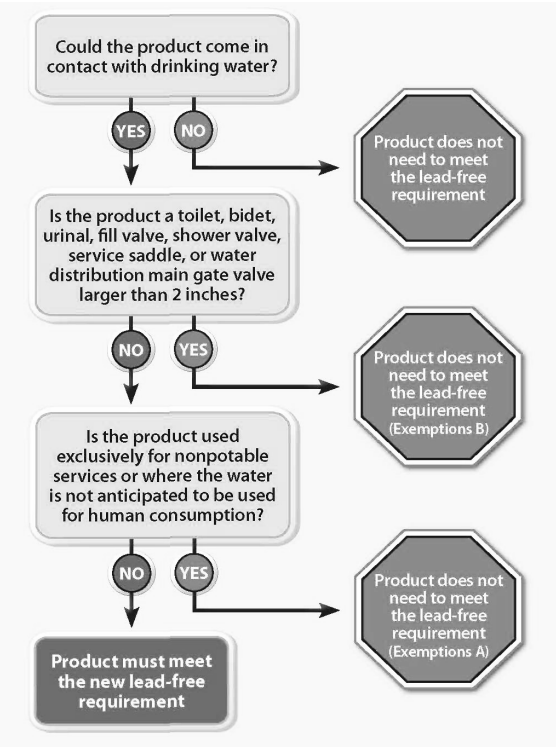

Lead-Free Requirement Exemptions
(A) The new requirement does not apply to pipes, pipe fittings, plumbing fittings, or fixtures, including backflow preventers, that are used exclusively for nonpotable service such as manufacturing, industrial processing, irrigation, outdoor watering or any other uses where the water is not anticipated to be used for human consumption.

(B) The new requirement does not apply to toilets, bidets, urinals, fill valves, flushometer valves, tub fillers, shower valves, service saddles or water distribution main gate valves 2 inches in diameter or larger.

LEAD FREE PIPE
LEAD FREE BRASS FITTINGS

BRASS PIPE FITTINGS LEAD FREE

- One piece construction, available in barstock or forgings
- Used with brass or steel pipe
- All pipe threads are "American Standard Taper Pipe Threads"
- Fair vibration resistance
- Used in low to medium pressure applications
- Teflon tape or pipe sealant is recommended
- Pipe threads should be tightened 2 1/2 turns past finger tight

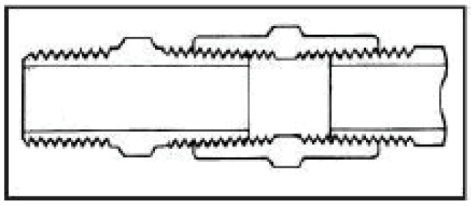

NOMINAL PIPE SIZE	1/8	1/4	3/8	1/2	3/4	1
THREAD SIZE	1/8-27	1/4-18	3/8-18	1/2-14	3/4-14	1-11 1/2
APPROX. DIAMETER IN INCHES	3/8"	1/2"	5/8"	3/4"	1"	1-3/8"

BRASS PIPE FITTINGS

ELBOW 90° BARSTOCK



LF100

PART #	SIZE	LIST
706100-02	1/8"	---
706100-04	1/4"	---
706100-06	3/8"	---
706100-08	1/2"	---
706100-12	3/4"	---

ELBOW 90° FORGED



PART #	SIZE	LIST
706200-02	1/8"	---
706200-04	1/4"	---
706200-06	3/8"	---
706200-08	1/2"	---
706200-12	3/4"	---

REDUCING ELBOW FORGED



PART #	SIZE	LIST
706205-0604	3/8" x 1/4"	---

ELBOW 45°



LF10045

PART #	SIZE	LIST
706107-02	1/8"	---
706107-04	1/4"	---

LEAD FREE PIPE

LEAD FREE BRASS FITTINGS

LEAD FREE

TEE BARSTOCK



LF101

PART #	SIZE	LIST
706101-02	1/8"	---
706101-04	1/4"	---
706101-06	3/8"	---
706101-08	1/2"	---
706101-12	3/4"	---

TEE FORGED



PART #	SIZE	LIST
706201-02	1/8"	---
706201-04	1/4"	---
706201-06	3/8"	---
706201-08	1/2"	---
706201-12	3/4"	---

REDUCING TEE FORGED



PART #	SIZE	LIST
706206-060604	3/8"x3/8"x1/4"	---

CROSS BARSTOCK



LF102

PART #	SIZE	LIST
706102-02	1/8"	
706102-04	1/4"	
706102-06	3/8"	
706102-08	1/2"	
706102-12	3/4"	

COUPLING



LF103

PART #	SIZE	LIST
706103-02	1/8"	---
706103-04	1/4"	---
706103-06	3/8"	---
706103-08	1/2"	---
706103-12	3/4"	---

LEAD FREE PIPE

LEAD FREE BRASS FITTINGS

UNION



LF104

PART #	SIZE	LIST
706104-02	1/8"	---
706104-04	1/4"	---
706104-06	3/8"	---
706104-08	1/2"	---
706104-12	3/4"	---

CAP



LF108

PART #	SIZE	LIST
706108-02	1/8"	---
706108-04	1/4"	---
706108-06	3/8"	---
706108-08	1/2"	---
706108-12	3/4"	---

PLUG CORED SQUARE HEAD



LF

PART #	SIZE	LIST
706109-02	1/8"	---
706109-04	1/4"	---
706109-06	3/8"	---
706109-08	1/2"	---
706109-12	3/4"	---

PLUG SOLID SQUARE HEAD



LF109SD

PART #	SIZE	LIST
706114-02	1/8"	---
706114-04	1/4"	---
706114-06	3/8"	---
706114-08	1/2"	---
706114-12	3/4"	---

COUNTERSUNK PLUG HEX



LF109AL

PART #	SIZE	LIST
706115-02	1/8"	---
706115-04	1/4"	---
706115-06	3/8"	---
706115-08	1/2"	---
706115-12	3/4"	---

LEAD FREE PIPE
LEAD FREE BRASS FITTINGS

LEAD FREE

FACE BUSHING



LF110F

PART #	SIZE	LIST
706140-0402	1/4" x 1/8"	---
706140-0604	3/8" x 1/4"	---
706140-0806	1/2" x 3/8"	---
706140-1208	3/4" x 1/2"	---

PLUG CORED HEX HEAD



LF121

PART #	SIZE	LIST
706121-02	1/8"	---
706121-04	1/4"	---
706121-06	3/8"	---
706121-08	1/2"	---
706121-12	3/4"	---

PLUG SOLID HEX HEAD



PART #	SIZE	LIST
706125-02	1/8"	---
706125-04	1/4"	---
706125-06	3/8"	---
706125-08	1/2"	---

HEX BUSHING



LF110

PART #	SIZE	LIST
706110-0402	1/4" x 1/8"	---
706110-0602	3/8" x 1/8"	---
706110-0604	3/8" x 1/4"	---
706110-0802	1/2" x 1/8"	---
706110-0804	1/2" x 1/4"	---
706110-0806	1/2" x 3/8"	---
706110-1202	3/4" x 1/8"	---
706110-1204	3/4" x 1/4"	---
706110-1206	3/4" x 3/8"	---
706110-1208	3/4" x 1/2"	---
706110-1604	1" x 1/4"	---
706110-1606	1" x 3/8"	---
706110-1608	1" x 1/2"	---
706110-1612	1" x 3/4"	---

LEAD FREE PIPE
LEAD FREE BRASS FITTINGS

CLOSE NIPPLE



LF112

PART #	SIZE	LIST
706112-02	1/8"	---
706112-04	1/4"	---
706112-06	3/8"	---
706112-08	1/2"	---
706112-12	3/4"	---

LONG NIPPLE



LF113

PART #	SIZE	LIST
706113-0224	1/8" x 1-1/2"	---
706113-0232	1/8" x 2"	---
706113-0240	1/8" x 2-1/2"	---
706113-0248	1/8" x 3"	---
706113-0424	1/4" x 1-1/2"	---
706113-0432	1/4" x 2"	---
706113-0440	1/4" x 2-1/2"	---
706113-0448	1/4" x 3"	---
706113-0624	3/8" x 1-1/2"	---
706113-0632	3/8" x 2"	---

HEX NIPPLE



LF23325X
LF122

PART #	SIZE	LIST
706122-02	1/8"	---
706122-04	1/4"	---
706122-06	3/8"	---
706122-08	1/2"	---
706122-12	3/4"	---
706122-16	1"	---

REDUCING HEX NIPPLE



LF123

PART #	SIZE	LIST
706123-0402	1/4" x 1/8"	---
706123-0602	3/8" x 1/8"	---
706123-0604	3/8" x 1/4"	---
706123-0804	1/2" x 1/4"	---
706123-0806	1/2" x 3/8"	---
706123-1208	3/4" x 1/2"	---

LEAD FREE PIPE

LEAD FREE BRASS FITTINGS

LEAD FREE

REDUCING COUPLING



LF119

PART #	SIZE	LIST
706119-0402	1/4" x 1/8"	---
706119-0602	3/8" x 1/8"	---
706119-0604	3/8" x 1/4"	---
706119-0802	1/2" x 1/8"	---
706119-0804	1/2" x 1/4"	---
706119-0806	1/2" x 3/8"	---
706119-1208	3/4" x 1/2"	---

ADAPTER



LF120

PART #	SIZE	LIST
706120-0202	1/8" x 1/8"	---
706120-0402	1/4" x 1/8"	---
706120-0404	1/4" x 1/4"	---
706120-0602	3/8" x 1/8"	---
706120-0604	3/8" x 1/4"	---
706120-0606	3/8" x 3/8"	---
706120-0804	1/2" x 1/4"	---
706120-0806	1/2" x 3/8"	---
706120-0808	1/2" x 1/2"	---
706120-1208	3/4" x 1/2"	---
706120-1212	3/4" x 3/4"	---

SHORT BARSTOCK STREET ELBOW 90°



PART #	SIZE	LIST
706116-02	1/8"	---
706116-04	1/4"	---
706116-06	3/8"	---
706116-08	1/2"	---
706116-12	3/4"	---

BARSTOCK ST ELBOW



LF116

PART #	SIZE	LIST
706118-02	1/8"	---
706118-04	1/4"	---
706118-06	3/8"	---

LEAD FREE PIPE

LEAD FREE BRASS FITTINGS

FORGED* STREET ELBOW 90°



PART #	SIZE	LIST
706216-02	1/8"	---
706216-04	1/4"	---
706216-06	3/8"	---
706216-08	1/2"	---
706216-12	3/4"	---

FORGED* REDUCING STREET ELBOW



PART #	SIZE	LIST
706228-0402	1/4" x 1/8"	---
706228-0406	1/4" x 3/8"	---
706228-0608	3/8" x 1/2"	---
706228-0806	1/2" x 3/8"	---

* Forged and Barstock shapes may be substituted for one another in Lead Free.

STREET ELBOW 45°



LF124

PART #	SIZE	LIST
706124-02	1/8"	---
706124-04	1/4"	---
706124-06	3/8"	---
706124-08	1/2"	---
706124-12	3/4"	---

STREET TEE BARSTOCK



LF127

PART #	SIZE	LIST
706127-02	1/8"	---
706127-04	1/4"	---
706127-06	3/8"	---
706127-08	1/2"	---
706127-12	3/4"	

STREET TEE FORGED



PART #	SIZE	LIST
706227-02	1/8"	---
706227-04	1/4"	---
706227-06	3/8"	---

ELBOW BARSTOCK



PART #	SIZE	LIST
706130-02	1/8"	---
706130-04	1/4"	---
706230-06	3/8"	---

LEAD FREE PIPE/LEAD FREE PUSH-ON

LEAD FREE BRASS FITTINGS

ELBOW FORGED



PART #	SIZE	LIST
706230-02	1/8"	---
706230-04	1/4"	---
706230-06	3/8"	---
706230-08	1/2"	---

REDUCING ELBOW



PART #	SIZE	LIST
706235-0402	1/4" x 1/8"	---
706235-0602	3/8" x 1/8"	---
706235-0604	3/8" x 1/4"	---
706235-0806	1/2" x 3/8"	---

TEE BARSTOCK



LF131

PART #	SIZE	LIST
706131-02	1/8"	---
706131-04	1/4"	---
706131-06	3/8"	---
706131-08	1/2"	---

TEE FORGED



PART #	SIZE	LIST
706232-02	1/8"	---
706232-04	1/4"	---
706232-06	3/8"	---

PUSH-ON

MALE ADAPTER



PART #	HOSE I.D. X MALE NPTF	LIST
707201-0402	1/4" x 1/8"	---
707201-0404	1/4" x 1/4"	---
707201-0604	3/8" x 1/4"	---
707201-0606	3/8" x 3/8"	---
707201-0608	1/2" x 3/8"	---
707201-0808	1/2" x 1/2"	---

LEAD FREE HOSE BARBS

LEAD FREE BRASS FITTINGS

RIGID MALE ADAPTER



LF29

PART #	HOSE I.D. X MALE NPTF	LIST
707001-0202	1/8" x 1/8"	---
707001-0204	1/8" x 1/4"	---
707001-0302	3/16" x 1/8"	---
707001-0304	3/16" x 1/4"	---
707001-0402	1/4" x 1/8"	---
707001-0404	1/4" x 1/4"	---
707001-0406	1/4" x 3/8"	---
707001-0408	1/4" x 1/2"	---
707001-0502	5/16" x 1/8"	---
707001-0504	5/16" x 1/4"	---
707001-0506	5/16" x 3/8"	---
707001-0602	3/8" x 1/8"	---
707001-0604	3/8" x 1/4"	---
707001-0606	3/8" x 3/8"	---
707001-0608	3/8" x 1/2"	---
707001-0804	1/2" x 1/4"	---
707001-0806	1/2" x 3/8"	---
707001-0808	1/2" x 1/2"	---
707001-0812	1/2" x 3/4"	---
707001-1006	5/8" x 3/8"	---
707001-1008	5/8" x 1/2"	---
707001-1012	5/8" x 3/4"	---
707001-1208	3/4" x 1/2"	---
707001-1212	3/4" x 3/4"	---
707001-1612	1" x 3/4"	---
707001-1616	1" x 1"	---

RIGID FEMALE ADAPTER



LF29F

PART #	HOSE I.D. X FEMALE NPTF	LIST
707002-0202	1/8" x 1/8"	---
707002-0204	1/8" x 1/4"	---
707002-0302	3/16" x 1/8"	---
707002-0304	3/16" x 1/4"	---
707002-0402	1/4" x 1/8"	---
707002-0404	1/4" x 1/4"	---
707002-0406	1/4" x 3/8"	---
707002-0502	5/16" x 1/8"	---
707002-0504	5/16" x 1/4"	---
707002-0506	5/16" x 3/8"	---
707002-0604	3/8" x 1/4"	---
707002-0606	3/8" x 3/8"	---
707002-0608	3/8" x 1/2"	---
707002-0804	1/2" x 1/4"	---
707002-0806	1/2" x 3/8"	---
707002-0808	1/2" x 1/2"	---
707002-1212	3/4" x 3/4"	---

LEAD FREE HOSE BARBS

LEAD FREE BRASS FITTINGS

LEAD FREE

FORGED HOSE BARB 90° ELBOW



LF29EBS

PART #	HOSE I.D. X MALE NPTF	LIST
707020-0402	1/4" x 1/8"	---
707020-0404	1/4" x 1/4"	---
707020-0602	3/8" x 1/8"	---
707020-0604	3/8" x 1/4"	---
707020-0606	3/8" x 3/8"	---
707020-0608	3/8" x 1/2"	---
707020-0804	1/2" x 1/4"	---
707020-0806	1/2" x 3/8"	---
707020-0808	1/2" x 1/2"	---

HOSE BARB TEES



PART #	HOSE BARB SIZE	LIST
707024-04	1/4"	---
707024-05	5/16"	---
707024-06	3/8"	---

MENDER/ SPLICER



PART #	HOSE I.D. X HOSE I.D.	LIST
707014-03	3/16"	---
707014-04	1/4"	---
707014-05	5/16"	---
707014-06	3/8"	---
707014-08	1/2"	---
707014-10	5/8"	---
707014-12	3/4"	---

LEAD FREE MINI BALL VALVES BARB X BARB



PART #	H.B. X H.B.	LIST
944142LF	1/4"	---
944134LF	3/8"	---

LEAD FREE GARDEN HOSE
LEAD FREE BRASS FITTINGS

BARSTOCK BRASS GARDEN HOSE COUPLINGS

FEMALE SWIVEL ONLY



LF29FGH

PART #	HOSE BARB X FGH	LIST
707046-0612	3/8" x 3/4"	---
707046-0812	1/2" x 3/4"	---
707046-1012	5/8" x 3/4"	---
707046-1212	3/4" x 3/4"	---

▪ WASHER INCLUDED

MALE END ONLY

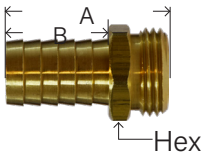

LF29MGH

PART #	HOSE BARB X MGH	LIST
707048-0612	3/8" x 3/4"	---
707048-0812	1/2" x 3/4"	---
707048-1012	5/8" x 3/4"	---
707048-1212	3/4" x 3/4"	---

GARDEN HOSE COUPLING

▪ WASHER INCLUDED



PART #	HOSE BARB SIZE	LIST
707042-08	1/2"	---
707042-10	5/8"	---
707042-12	3/4"	---

SWIVEL - FGH X FGH


LFS3

PART #	FGH X FGH	LIST
707403-12	3/4" x 3/4"	---
707402-12	no swivel	---

▪ WASHER INCLUDED

SWIVEL - FGH X FEMALE PIPE


LFS1
LFS2

PART #	FGH X FGH	LIST
707401-1208	3/4" x 1/2"	---
707401-1212	3/4" x 3/4"	---

▪ WASHER INCLUDED

RIGID - FGH X FEMALE PIPE

▪ WASHER INCLUDED



PART #	FGH X FGH	LIST
707411-1202	3/4" x 1/8"	---
707482-1208	3/4" x 1/2"	---
707482-1212	3/4" x 3/4"	---

LEAD FREE GARDEN HOSE

LEAD FREE BRASS FITTINGS

LEAD FREE

SWIVEL - FGH X MALE PIPE

▪ WASHER INCLUDED



PART #	FGH X MALE NPTF	LIST
707420-1204	3/4" x 1/4"	---
707420-1206	3/4" x 3/8"	---
707420-1208	3/4" x 1/2"	---

RIGID - FGH X MALE PIPE

▪ WASHER INCLUDED



PART #	FGH X FEMALE NPTF	LIST
707484-1208	3/4" x 1/2"(1/2"SWT)	---
707484-121208	3/4" x 3/4"(1/2" FIP)	

RIGID - MGH X MGH



LF85GHT

PART #	MGH X MGH	LIST
707486-121208	3/4" x 3/4" (1/2" FIP)	---
707486-1212	3/4" x 3/4"	

RIGID - MGH X FEMALE PIPE



LF110GH-124

PART #	MGH X FEMALE NPTF	LIST
707480-1204	3/4" x 1/4"	---
707480-1206	3/4" x 3/8"	---
707480-1208	3/4" x 1/2"	---
707480-1212	3/4" x 3/4"	---

RIGID - MGH X MALE PIPE



LF68GH1216

PART #	MGH X MALE NPTF	LIST
707478-1206	3/4" x 3/8"	---
707478-1208	3/4" x 1/2"	---
707478-120808	3/4" x 1/2" (1/2" SWT)	---
707478-121208	3/4" x 3/4" x 1/2"	---

CAST BRASS HOSE - "Y" CONNECTOR



LFHY12

PART #	FGH X MGH(2)	LIST
707461-12	3/4"	---

LEAD FREE GARDEN HOSE

LEAD FREE BRASS FITTINGS

GARDEN HOSE CAP



LFHC-12W

PART #	SIZE	LIST
707404-12	3/4" Die Cast	---

GARDEN HOSE NUT



707407-12



707406-12

PART #	SIZE	LIST
707407-12	Knurled	---
707406-12	Hex Nut	---

EVAPORATING COOLER ADAPTERS



LFECF12H

* Pipe Threads
** Garden Hose Threads

PART #	MIP X FIP X FIP	LIST
30019LF*	3/4" x 3/4" x 1/8"	
30020LF**	3/4" x 3/4" x 1/8"	
30013LF*	1/2" x 1/2" x 1/8"	

LEAD FREE FLARE
LEAD FREE BRASS FITTINGS

LEAD FREE

SAE 45° brass flare fittings

- Two pieces construction – nut and body
- Use with copper, brass, aluminum, or steel tubing
- -40° to +250° F. temperature range
- Resists mechanical pullout
- Easy to disassemble and can be reassembled many times, with no effect on the seal
- Primary uses: fuel equipment, plumbing, gases, refrigeration, and vacuum lines
- Meet functional requirements for SAE, ASME and ASA codes for pressure piping

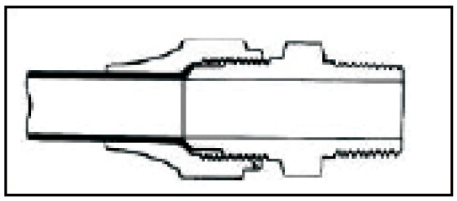

TO ASSEMBLE:
1 Cut smooth, square end on tubing
2 Slide nut onto tube - threads facing end
3 Flare end of tube
4 Thread nut to body until snug, then

TUBE O.D.	1/8	3/16	1/4	5/16	3/8	7/16	1/2	5/8	3/4	7/8	1
THREAD SIZE	5/16-24	3/8-24	7/16-20	1/2-20	5/8-18	11/16-16	3/4-16	7/8-14	11/16-14	1-1/4-12	1 3/8-12

SHORT ROD NUT



LF41S
LF41XS

PART #	THREAD SIZE UNF	LIST
704014-02	1/8"	---
704014-03	3/16"	---
704014-04	1/4"	---
704014-05	5/16"	---
704014-06	3/8″	---
704014-08	1/2″	---
704014-10	5/8"	---
704014-12	3/4"	---

SHORT FORGED NUT



PART #	THREAD SIZE UNF	LIST
704018-04	1/4"	---
704018-06	3/8″	---
704020-0604	3/8" x 1/4"	---
704018-08	1/2″	---
704020-0806	1/2" x 3/8"	---
704018-10	5/8"	---
704020-1008	5/8" x 1/2"	---
704018-12	3/4"	---

LEAD FREE FLARE

LEAD FREE BRASS FITTINGS

UNION



LF242

PART #	THREAD SIZE UNF	LIST
704042-02	1/8"	---
704042-03	3/16"	---
704042-04	1/4"	---
704042-05	5/16"	---
704042-06	3/8"	---
704056-0604	3/8" x 1/4"	---
704042-08	1/2"	---
704056-0804	1/2" x 1/4"	---
704056-0806	1/2" x 3/8"	---
704042-10	5/8"	---
704056-1006	5/8" x 3/8"	---
704056-1008	5/8" x 1/2"	---
704042-12	3/4"	---

CAP



LF40

PART #	THREAD SIZE UNF	LIST
704040-04	1/4"	---
704040-05	5/16"	---
704040-06	3/8"	---
704040-08	1/2"	---
704040-10	5/8"	---

UNION TEE

1  2

3

PART #	SIZE (1 X 2 X 3)	LIST
704044-02	1/8"	---
704044-03	3/16"	---
704044-04	1/4"	---
704044-05	5/16"	---
704044-06	3/8"	---
704044-08	1/2"	---
704044-10	5/8"	---

REDUCING UNION TEE



PART #	SIZE (1 X 2 X 3)	LIST
704059-060604	3/8" x 3/8" x 1/4"	---
704059-060608	3/8" x 3/8" x 1/2"	---
704059-080806	1/2" x 1/2" x 3/8"	---
704059-080810	1/2" x 1/2" x 5/8"	---
704059-101008	5/8" x 5/8" x 1/2"	---

PLUG



LF39

PART #	THREAD SIZE UNF	LIST
704039-04	1/4"	---
704039-06	3/8"	---
704039-08	1/2"	---
704039-10	5/8"	---

LEAD FREE FLARE

LEAD FREE BRASS FITTINGS

FEMALE ADAPTER



LF46

PART #	MALE FLARE X FEMALE NPTF	LIST
704046-0402	1/4" x 1/8"	---
704046-0404	1/4" x 1/4"	---
704046-0406	1/4" x 3/8"	---
704046-0408	1/4" x 1/2"	---
704046-0502	5/16" x 1/8"	---
704046-0504	5/16" x 1/4"	---
704046-0602	3/8" x 1/8"	---
704046-0604	3/8" x 1/4"	---
704046-0606	3/8″ x 3/8″	---
704046-0608	3/8″ x 1/2″	---
704046-0612	3/8" x 3/4"	---
704046-0804	1/2" x 1/4"	---
704046-0806	1/2″ x 3/8″	---
704046-0808	1/2″ x 1/2″	---
704046-0812	1/2″ x 3/4″	---
704046-1006	5/8" x 3/8"	---
704046-1008	5/8" x 1/2"	---
704046-1012	5/8" x 3/4"	---
704046-1212	3/4" x 3/4"	---

MALE BRANCH TEE



PART #	SIZE	LIST
704045-0402	1/4" x 1/8"	---
704045-0406	1/4" x 3/8"	---
704045-0604	3/8" x 1/4"	---
704045-0606	3/8" x 3/8"	---
704045-0608	3/8" x 1/2"	---
704045-0806	1/2" x 3/8"	---
704045-0808	1/2" x 1/2"	---
704045-1008	5/8" x 1/2"	---

FORGED SWIVEL



LF700

PART #	FEMALE FLARE UNF	LIST
704070-04	1/4"	---
704070-05	5/16"	---
704070-06	3/8″	---
704070-08	1/2″	---
704070-10	5/8″	---
704075-0604	3/8" x 1/4"	---
704075-0806	1/2" x 3/8"	---

LEAD FREE FLARE

LEAD FREE BRASS FITTINGS

MALE ADAPTER



LF48
LF248

PART #	MALE FLARE X MALE NPTF	LIST
704048-0202	1/8" x 1/8"	---
704048-0302	3/16" x 1/8"	---
704048-0402	1/4" x 1/8"	---
704048-0404	1/4" x 1/4"	---
704048-0406	1/4" x 3/8"	---
704048-0408	1/4" x 1/2"	---
704048-0502	5/16" x 1/8"	---
704048-0504	5/16" x 1/4	---
704048-0506	5/16" x 3/8"	---
704048-0602	3/8" x 1/8"	---
704048-0604	3/8" x 1/4"	---
704048-0606	3/8" x 3/8"	---
704048-0608	3/8" x 1/2"	---
704048-0612	3/8" x 3/4"	---
704048-0804	1/2" x 1/4"	---
704048-0806	1/2" x 3/8"	---
704048-0808	1/2" x 1/2"	---
704048-0812	1/2" x 3/4"	---
704048-1006	5/8" x 3/8	---
704048-1008	5/8" x 1/2"	---
704048-1012	5/8" x 3/4"	---
704048-1208	3/4" x 1/2"	---
704048-1212	3/4" x 3/4"	---
704048-1412	7/8" x 3/4"	---

UNION ELBOW



BS
LF255B

PART #	FLARE X FLARE	LIST
704055-04	1/4"	---
704055-06	3/8"	
704055-08	1/2"	---
704057-0806	1/2" x 3/8"	---
704055-10	5/8"	

FLARE X FIP TEE



PART #	FLARE X FLARE X FE PIPE	LIST
704058-080808	1/2" x 1/2" x 1/2"	---

LEAD FREE FLARE

LEAD FREE BRASS FITTINGS

LEAD FREE

90° MALE ELBOW



LF249B
BS

PART #	FLARE X MALE PIPE	LIST
704049-0302	3/16" x 1/8"	---
704049-0402	1/4" x 1/8"	---
704049-0404	1/4" x 1/4"	---
704049-0406	1/4" x 3/8"	---
704049-0408	1/4" x 1/2"	---
704049-0502	5/16" x 1/8"	---
704049-0504	5/16" x 1/4	---
704049-0602	3/8" x 1/8"	---
704049-0604	3/8" x 1/4"	---
704049-0606	3/8" x 3/8"	---
704049-0608	3/8" x 1/2"	---
704049-0612	3/8" x 3/4"	---
704049-0804	1/2" x 1/4"	---
704049-0806	1/2" x 3/8"	---
704049-0808	1/2" x 1/2"	---
704049-0812	1/2" x 3/4"	---
704049-1006	5/8" x 3/8"	---
704049-1008	5/8" x 1/2"	---
704049-1012	5/8" x 3/4"	---
704049-1208	3/4" x 1/2"	---
704049-1212	3/4" x 3/4"	---

FEMALE ELBOW



PART #	FLARE X FEMALE PIPE	LIST
704050-0402	1/4" x 1/8"	---
704050-0404	1/4" x 1/4"	---
704050-0604	3/8" x 1/4"	---
704050-0606	3/8" x 3/8"	---
704050-0608	3/8" x 1/2"	---
704050-0612	3/8" x 3/4"	---
704050-0806	1/2" x 3/8"	---
704050-0808	1/2" x 1/2"	---
704050-0812	1/2" x 3/4"	---
704050-1008	5/8" x 1/2"	---
704050-1012	5/8" x 3/4"	---
704050-1212	3/4" x 3/4"	---

LEAD FREE COMPRESSION
LEAD FREE BRASS FITTINGS

BRASS COMPRESSION FITTINGS - LEAD FREE

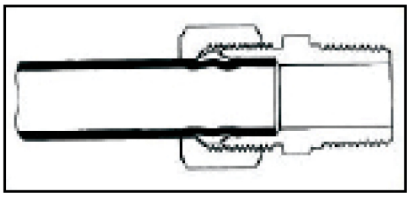

- Three piece construction- nut, sleeve (or ferrule) and body
- Use with copper, aluminum, or plastic tubing (plastic requires 60P sleeve and 61P insert)
- -40° to +250° F. temperature range
- Easy to disassemble, no flaring tool required
- Primary uses: water, gasoline, oil, and vacuum lines

TO ASSEMBLE:
1 Cut smooth, square end on tubing
2 Slide nut, then sleeve onto tube. Threads must face end
3 Insert tube into fitting
4 Thread nut onto fitting until snug, then as follows:

Tube O.D.	1/8	3/16	1/4	5/16	3/8	7/16	1/2	5/8	3/4	7/8
Thread Size	5/16-24	3/8-24	7/16-24	1/2-24	9/16-24	5/8-24	11/16-20	13/16-18	1-18	1-1/8-18

BRASS COMPRESSION FITTINGS

BRASS SLEEVE



LF260
- FERRULES

PART #	SIZE	LIST
700060-02	1/8"	---
700060-03	3/16″	---
700060-04	1/4″	---
700060-05	5/16″	---
700060-06	3/8″	---
700060-07	7/16"	---
700060-08	1/2″	---
700060-10	5/8″	---
700060-12	3/4"	---
700060-14	7/8″	---

60 260

DELRIN SLEEVE



PART #	SIZE	LIST
00560-04	1/4″	---
00560-05	5/16″	---
00560-06	3/8″	---
00560-08	1/2″	---
00560-10	5/8″	---

60-P

LEAD FREE COMPRESSION

LEAD FREE BRASS FITTINGS

BRASS NUT



LF261

PART #	SIZE	LIST
700061-02	1/8"	---
700061-03	3/16"	---
700061-04	1/4"	---
700061-05	5/16"	---
700061-06	3/8"	---
700061-07	7/16"	---
700061-08	1/2"	---
700061-10	5/8"	---
700061-12	3/4"	---
700061-14	7/8"	---

BRASS INSERT



▪ SLEEVE

PART #	SIZE	LIST
700561-02	1/8"	---
700561-03	3/16"	---
700561-04	1/4"	---
700561-05	5/16"	---
700561-06	3/8"	---
700561-08	1/2"	---
700561-10	5/8"	

BRASS NUT W/ CAPTIVE SLEEVE



LF611X6

PART #	SIZE	LIST
700261-02	1/8"	---
700261-03	3/16"	---
700261-04	1/4"	---
700261-05	5/16"	---
700261-06	3/8"	---
700261-08	1/2"	---
700261-10	5/8"	---
700261-12	3/4"	---
700261-14	7/8"	---

CAP



PART #	SIZE	LIST
700081-04	1/4"	---
700081-05	5/16	---
700081-06	3/8"	---
700081-08	1/2"	---
700081-10	5/8"	---

LEAD FREE COMPRESSION

LEAD FREE BRASS FITTINGS

UNION



LF262

PART #	SIZE	LIST
700062-02	1/8″	---
700062-03	3/16″	---
700062-04	1/4″	---
700062-05	5/16″	---
700062-06	3/8″	---
700062-07	7/16"	---
700062-08	1/2″	---
700062-10	5/8″	---
700062-12	3/4″	---
700062-14	7/8″	---

M-62

REDUCING UNION



LF62R

PART #	SIZE	LIST
700082-0402	1/4″ x 1/8″	---
700082-0403	1/4″ x 3/16″	---
700082-0504	5/16″ x 1/4″	---
700082-0604	3/8″ x 1/4″	---
700082-0605	3/8" x 5/16"	---
700082-0806	1/2" x 3/8"	---
700082-1006	5/8" x 3/8"	---
700082-1008	5/8" x 1/2"	---

62-R

TANK UNION



LF62T

- DRILLED THROUGH

PART #	SIZE	LIST
700092-06	3/8"	---
700092-08	1/2"	---
700092-10	5/8"	---
700092-14	7/8"	---

TEE



LF264B

PART #	SIZE	LIST
700064-02	1/8″	---
700064-03	3/16"	---
700064-04	1/4″	---
700064-05	5/16"	---
700064-06	3/8″	---
700064-08	1/2″	---
700064-10	5/8″	---
700064-14	7/8″	---

LEAD FREE COMPRESSION

LEAD FREE BRASS FITTINGS

REDUCING TEE



LF264B

PART #	SIZE (1 X 2 X 3)	LIST
700084-040402	1/4" x 1/4" x 1/8"	---
700084-040406	1/4" x 1/4" x 3/8"	---
700084-060604	3/8" x 3/8" x 1/4"	
700084-080806	1/2" x 1/2" x 3/8"	
700084-101006	5/8" x 5/8" x 3/8"	

64-R

ELBOW



LF265

PART #	SIZE	LIST
700065-02	1/8"	---
700065-03	3/16"	---
700065-04	1/4"	---
700065-05	5/16"	---
700065-06	3/8"	---
700065-08	1/2"	---
700065-10	5/8"	---
700065-12	3/4"	---
700065-14	7/8"	---
700085-0604	3/8" x 1/4"	---
700085-0806	1/2" x 3/8"	---
700085-1006	5/8" x 3/8"	---
700085-1008	5/8" x 1/2"	

65 BSE2 165C 265C

LEAD FREE COMPRESSION

LEAD FREE BRASS FITTINGS

FEMALE COUPLING



LF66
LF266

PART #	COMP. X FEMALE NPT	LIST
700066-0202	1/8″ x 1/8″	---
700066-0302	3/16″ x 1/8″	---
700066-0304	3/16" x 1/4"	---
700066-0402	1/4″ x 1/8″	---
700066-0404	1/4″ x 1/4″	---
700066-0406	1/4″ x 3/8″	---
700066-0408	1/4″ x 1/2″	---
700066-0502	5/16" x 1/8"	---
700066-0504	5/16″ x 1/4″	---
700066-0506	5/16″ x 3/8″	---
700066-0602	3/8″ x 1/8″	---
700066-0604	3/8″ x 1/4″	---
700066-0606	3/8″ x 3/8″	---
700066-0608	3/8″ x 1/2″	---
700066-0612	3/8″ x 3/4″	---
700066-0804	1/2" x 1/4"	---
700066-0806	1/2″ x 3/8″	---
700066-0808	1/2″ x 1/2″	---
700066-0812	1/2″ x 3/4″	---
700066-1006	5/8" x 3/8"	---
700066-1008	5/8″ x 1/2″	---
700066-1012	5/8″ x 3/4″	---
700066-1208	3/4" x 1/2"	---
700066-1212	3/4" x 3/4"	---
700066-1408	7/8" x 1/2"	---
700066-1412	7/8″ x 3/4″	---

COMP X SWEAT ADAPTER



PART #	SIZE	LIST
700086-0610	3/8″ x 1/2″ nom.swt.	---

LEAD FREE COMPRESSION

LEAD FREE BRASS FITTINGS

LEAD FREE

MALE ADAPTER COMP X MIP



LF68

PART #	SIZE	LIST
700068-0202	1/8″ x 1/8″	---
700068-0302	3/16″ x 1/8″	---
700068-0304	3/16″ x 1/4″	---
700068-0402	1/4″ x 1/8″	---
700068-0404	1/4″ x 1/4″	---
700068-0406	1/4″ x 3/8″	---
700068-0408	1/4″ x 1/2″	---
700068-0502	5/16″ x 1/8″	---
700068-0504	5/16″ x 1/4″	---
700068-0506	5/16" x 3/8"	---
700068-0508	5/16" x 1/2"	---
700068-0602	3/8″ x 1/8″	---
700068-0604	3/8″ x 1/4″	---
700068-0606	3/8″ x 3/8″	---
700068-0608	3/8″ x 1/2″	---
700068-0612	3/8″ x 3/4″	---
700068-0704	7/16″ x 1/4″	---
700068-0706	7/16" x 3/8"	---
700068-0804	1/2″ x 1/4″	---
700068-0806	1/2″ x 3/8″	---
700068-0808	1/2″ x 1/2″	---
700068-0812	1/2″ x 3/4″	---
700068-1006	5/8″ x 3/8″	---
700068-1008	5/8″ x 1/2″	---
700068-1012	5/8″ x 3/4″	---
700068-1208	3/4" x 1/2"	---
700068-1212	3/4″ x 3/4″	---
700068-1408	7/8″ x 1/2″	---
700068-1412	7/8″ x 3/4″	---
700068-1416	7/8" x 1"	---

LEAD FREE COMPRESSION
LEAD FREE BRASS FITTINGS

ELBOW COMP X MIP



LF269B
LF69F

PART #	SIZE	LIST
700069-0202	1/8" x 1/8"	---
700069-0302	3/16″ x 1/8″	---
700069-0304	3/16" x 1/4"	---
700069-0402	1/4" x 1/8"	---
700069-0404	1/4″ x 1/4″	---
700069-0406	1/4" X 3/8"	---
700069-0408	1/4″ x 1/2″	---
700069-0502	5/16″ x 1/8″	---
700069-0504	5/16″ x 1/4″	---
700069-0506	5/16" x 3/8"	---
700069-0602	3/8″ x 1/8″	---
700069-0604	3/8″ x 1/4″	---
700069-0606	3/8″ x 3/8″	---
700069-0608	3/8″ x 1/2″	---
700069-0612	3/8" x 3/4"	---
700069-0704	7/16" x 1/4"	---
700069-0804	1/2″ x 1/4″	---
700069-0806	1/2″ x 3/8″	---
700069-0808	1/2″ x 1/2″	---
700069-0812	1/2″ x 3/4″	---
700069-1006	5/8″ x 3/8″	---
700069-1008	5/8″ x 1/2″	---
700069-1012	5/8″ x 3/4″	---
700069-1208	3/4" x 1/2"	---
700069-1212	3/4" x 3/4"	---
700069-1412	7/8″ x 3/4″	----

TANK CONNECTOR COMP X MIP



LF68T
▪ DRILLED THROUGH

PART #	SIZE	LIST
700088-0302	3/16" x 1/8"	---
700088-0402	1/4" x 1/8"	---
700088-0404	1/4" x 1/4"	---
700088-0606	3/8" x 3/8"	---
700088-0608	3/8" x 1/2"	---
700088-0806	1/2" x 3/8"	---
700088-0808	1/2" x 1/2"	---
700088-1008	5/8" x 1/2"	----

69 269C BSE1 169C

LEAD FREE COMPRESSION

LEAD FREE BRASS FITTINGS

FEMALE ELBOW COMP X FIP



PART #	SIZE	LIST
700070-0202	1/8" x 1/8"	---
700070-0402	1/4" x 1/8"	---
700070-0404	1/4" x 1/4"	---
700070-0406	1/4" x 3/8"	---
700070-0502	5/16" x 1/8"	---
700070-0504	5/16" x 1/4"	---
700070-0602	3/8" x 1/8"	---
700070-0604	3/8" x 1/4"	---
700070-0606	3/8" x 3/8"	---
700070-0608	3/8" x 1/2"	---
700070-0612	3/8" x 3/4"	---
700070-0806	1/2" x 3/8"	---
700070-0808	1/2" x 1/2"	---
700070-1006	5/8" x 3/8"	---
700070-1008	5/8" x 1/2"	---
700070-1012	5/8" x 3/4"	----

45° ELBOW COMP X MIP



PART #	SIZE	LIST
700095-0402	1/4" x 1/8"	---
700095-0404	1/4" x 1/4"	---
700095-0604	3/8" x 1/4"	---
700095-0606	3/8" x 3/8"	---
700095-0806	1/2" x 3/8"	---
700095-1008	5/8" x 1/2"	---

MALE RUN TEE COMPRESSION X MIP



LF272

PART #	SIZE	LIST
700071-0402	1/4" x 1/8"	---
700071-0404	1/4" x 1/4"	---
700071-0502	5/16" x 1/8"	---
700071-0504	5/16" x 1/4"	---
700071-0604	3/8" x 1/4"	---
700071-0606	3/8" x 3/8"	---
700071-0806	1/2" x 3/8"	---

LEAD FREE COMPRESSION
LEAD FREE BRASS FITTINGS

MALE BRANCH TEE COMP X MIP



PART #	SIZE	LIST
700072-0202	1/8" x 1/8"	---
700072-0302	3/16" x 1/8"	---
700072-0402	1/4" x 1/8"	---
700072-0404	1/4" x 1/4"	---
700072-0502	5/16" x 1/8"	---
700072-0504	5/16" x 1/4"	---
700072-0602	3/8" x 1/8"	---
700072-0604	3/8" x 1/4"	---
700072-0606	3/8" x 3/8"	---
700072-0806	1/2" x 3/8"	---
700072-0808	1/2" x 1/2"	---
700072-1008	5/8" x 1/2"	---
700072-1212	3/4" x 3/4"	----

TEE COMP X FIP X MIP



PART #	SIZE	LIST
700075-040202	1/4" x 1/8 x 1/8"	---

TEE FIP X MIP X COMP



PART #	SIZE	LIST
700076-0404	1/4" x 1/4" x 1/4"	---

FEMALE BRANCH TEE COMP X FIP



PART #	SIZE	LIST
700078-0602	3/8" x 1/8"	---
700078-0604	3/8" x 1/4"	---
700078-0606	3/8" x 3/8"	---
700078-1002	5/8" x 1/8"	---

FEMALE ADAPTER COMPRESSION X FEMALE FLARE



PART #	SIZE	LIST
700093-0404	1/4" x 1/4"	---

MALE ADAPTER COMPRESSION X MALE FLARE



PART #	SIZE	LIST
700094-0404	1/4" x 1/4"	---
	1/4" x 3/8"	

LEAD FREE COMPRESSION

LEAD FREE BRASS FITTINGS

FEMALE ADAPTER (GASKET) FEMALE COMPRESSION X COMPRESSION



PART #	SIZE	LIST
730097-0604	3/8" x 1/4"	---
700097-0806	1/2" x 3/8"	---

FEMALE ADAPTER (GASKET) FEMALE FLARE X COMPRESSION



PART #	SIZE	LIST
734822-0606	9/16-24 x 3/8	---

FEMALE ADAPTER (GASKET) FE GARDEN HOSE X COMPRESSION



LF124GH
LF125GH

PART #	SIZE	LIST
737422-1204	3/4" x 1/4"	---
737422-1206	3/4" x 3/8"	----

SWIVEL ELBOW COMP X FE GARDEN HOSE SWIVEL



LF69GHS-162

PART #	SIZE	LIST
707469-0612	3/8" x 3/4"	---
707469-0612*	3/8" x 3/4"	---

* COMES WITH NUT & SLEEVE

LEAD FREE ADD-A-TEE COMP X COMP X SWIVEL FE COMPRESSION



PART #	M & F COMP X MALE COMP	LIST
700073-060604	3/8 x 1/4	---
700073-060606	3/8 x 3/8	---

- For adding a water line
- Ice makers, Coffee makers and instant hot water systems
- NSF Approved

LEAD FREE NEEDLE VALVES

LEAD FREE BRASS FITTINGS

COMP X COMP



PART #	COMP X COMP	LIST
709106-04	1/4″	---
709106-05	5/16"	---
709106-06	3/8″	---

COMP X MALE PIPE



PART #	COMP X MALE PIPE	LIST
709101-0402	1/4" x 1/8"	---
709101-0404	1/4″ x 1/4″	---
709101-0604	3/8″ x 1/4″	---

COMP X MALE PIPE-ANGLE



PART #	COMP X MALE PIPE	LIST
709103-0402	1/4″ x 1/8″	---
709103-0404	1/4″ x 1/4″	---
709103-0502	5/16" x 1/8"	---
709103-0602	3/8" x 1/8"	---
709103-0604	3/8" x 1/4"	---

FLARE X FLARE



PART #	FLARE X FLARE	LIST
709110-04	1/4"	---
709110-06	3/8"	---

FLARE X MALE PIPE

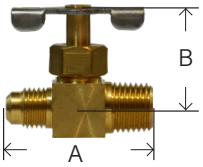

PART #	MALE FLARE X MALE PIPE	LIST
709104-0404	1/4″ x 1/4″	---

FEMALE PIPE X FEMALE PIPE



PART #	FEMALE X FEMALE	LIST
709134-02	1/8" x 1/8"	---
709134-04	1/4″ x 1/4″	---

MALE X FEMALE PIPE



PART #	FEMALE X MALE	LIST
709135-02	1/8" x 1/8"	---
709135-04	1/4″ x 1/4″	---

LEAD FREE NEEDLE VALVES

LEAD FREE BRASS FITTINGS

LEAD FREE

MALE PIPE TO MALE PIPE

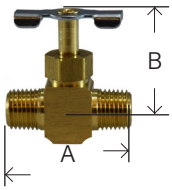

PART #	MALE PIPE X MALE PIPE	LIST
709108-04	1/4"	---

VALVE WITH TEE



PART #	SIZE	LIST
709178-0406	1/4" x 3/8"	---
709178-0410	1/4" x 5/8"	---
709178-0606	3/8" x 3/8"	---

VALVE WITH SADDLE FITS UP TO 3/4" PIPE



PART #	SIZE	LIST
709195-04	1/4"	---
709195-05	5/16"	----
709195-06	3/8"	---

BRASS SADDLE



PART #	SIZE	LIST
709190	1/8"	---

SELF PIERCING SADDLE VALVES



PART #	DESCRIPTION	LIST
709199-04	Solid Pin	---
46090HLF	Hollow Pin	---

- 1/4 Tube O.D.

SELF PIERCING NEEDLE
VALVE KIT #M-104-VSP
- INDIVIDUALLY BAGGED
WITH NEEDLE VALVE
- SADDLE CLAMP
- 2 NUTS
- 2 BOLTS & WASHERS

Has brass sleeve for copper tube installation & delrin sleeve & brass insert for plastic tube installation.

ICE MAKER KITS

ICE MAKER WATER SUPPLY KIT WITH POLY TUBING



PART #	DESCRIPTION	LIST
760001	Kit	---

- Lead free fittings
- Bag with Header Card
- 25' 1/4" O.D. Polyethylene
- Self Piercing Saddle Valve
- 1/4" O.D. Compression x 1/8" MIP Elbow & Adapter
- 1/4" O.D. Compression Union
- 1/4" Inserts & Sleeves

ICE-MAKER WATER SUPPLY KIT

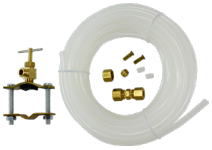

PART #	DESCRIPTION	LIST
760008	Kit	---

- Economy
- 25' Polyethylene Tubing
- Self Piercing Saddle Valve
- 1/4" Compression Union
- 1/4" Inserts & Sleeves

ICE-MAKER WATER SUPPLY KIT WITH COPPER TUBING

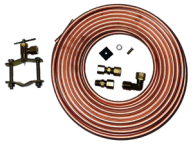

PART #	DESCRIPTION	LIST
760002	Kit	---

Self Tapping Saddle Valve
25' Copper Tubing
1/4 Compression Union
1/4 x 1/8 Compression x MIP Connector
1/4 x 1/8 Compression x MIP Elbow

ICE-MAKER WATER SUPPLY KIT WITH COPPER TUBING



PART #	DESCRIPTION	LIST
760004	Kit	---

Self Tapping Saddle Valve
10' Copper Tubing
1/4 Compression Union
1/4 x 1/8 Compression x MIP Connector
1/4 x 1/8 Compression x MIP Elbow

ICE-MAKER WATER SUPPLY KIT WITH COPPER TUBING



PART #	DESCRIPTION	LIST
760005	Kit	---

Self Tapping Saddle Valve
15' Copper Tubing
1/4 Compression Union
1/4 x 1/8 Compression x MIP Connector
1/4 x 1/8 Compression x MIP Elbow

PLUMBING ACCESSORIES



SUPPLY CONNECTORS



SUPPLY STOPS



RUBBER COUPLINGS



VACUUM BREAKER



DIELECTRIC UNIONS



WARNING: This product can expose you to chemicals, including lead, which are known to the State of California to cause cancer and birth defects or other reproductive harm. For more information, visit www.P65Warnings.ca.gov

PLASTIC PEX ADAPTERS

PLUMBING ACCESSORIES

PEX COUPLING



PART #	SIZE	LIST PRICE
35231	1/2" Pex	
35232	3/4" Pex	
35233	1" Pex	
35235	1/2" Pex x 3/8" Pex	
35236	3/4" Pex x 1/2" Pex	
35237	1" Pex x 3/4" Pex	
35238	1" Pex x 1/2" Pex	

STD PEX TEE



PART #	SIZE	LIST PRICE
35240	3/8" Pex	
35241	1/2" Pex	
35243	3/4" Pex	
35244	1" Pex	
35246	1/2" Pex x 3/4" Pex	
35247	3/4" Pex x 1/2" Pex x 1/2" Pex	
35248	3/4" Pex x 1/2" Pex x 3/4" Pex	
35249	3/4" Pex x 3/4" Pex x 1/2" Pex	
35250	3/4" Pex x 3/4" Pex x 1" Pex	
35251	1" Pex x 3/4" Pex x 3/4" Pex	
35252	1" Pex x 1" Pex x 1/2" Pex	
35253	1" Pex x 1" Pex x 3/4" Pex	
35254	1" Pex x 3/4" Pex x 1" Pex	

PEX ELBOW



PART #	SIZE	LIST PRICE
35257	3/8" Pex	
35258	1/2" Pex	
35260	3/4" Pex	
35261	1" Pex	
35259	3/4" Pex x 1/2" Pex	

STD PEX X FEMALE NPT ADAPTER



PART #	SIZE	LIST PRICE
35263	1/2" Pex x 1/2" Female NPT	
36264	3/4" Pex x 3/4" Female NPT	
36265	1" Pex x 1" Female NPT	

STD PEX X FEMALE NPSM ADAPTER



PART #	SIZE	LIST PRICE
35268	3/8" Pex x 1/2" Female NPSM	
36269	1/2" Pex x 1/2" Female NPSM	
35270	1/2" Pex x 3/4" Female NPSM	
35271	3/4" Pex x 3/4" Female NPSM	
35272	3/4" Pex x 3/4" Female NPSM	

WARNING: This product can expose you to chemicals, including lead, which are known to the State of California to cause cancer and birth defects or other reproductive harm. For more information, visit www.P65Warnings.ca.gov

PLASTIC PEX ADAPTERS

PLUMBING ACCESSORIES

STD PEX X MALE NPT ADAPTER



PART #	SIZE	LIST PRICE
35276	1/2" Pex x 1/2" Male NPT	
35278	1/2" Pex x 3/4" Male NPT	
35279	3/4" Pex x 1/2" Male NPT	
35280	3/4" Pex x 3/4" Male NPT	
35281	1" Pex x 1" Male NPT	

PEX MALE ELBOW



PART #	SIZE	LIST PRICE
35284	1/2" Pex x 3/8" Male	
35285	1/2" Pex x 1/2" Male	
35286	3/4" Pex x 1/2" Male	
35287	3/4" Pex x 3/4" Male	

PEX FEMALE NPSM ELBOW



PART #	SIZE	LIST PRICE
35273	1/2" Pex x 1/2" Female NPSM Elbow	

PEX TEE



PART #	SIZE	LIST PRICE
35242	1/2" Pex x 1/2" Pex x 1/2" Male	

PEX PLUG



PART #	SIZE	LIST PRICE
35290	1/2" Pex	
35291	3/4" Pex	
35292	1" Pex	

HEX NIPPLE



PART #	SIZE	LIST PRICE
35277	1/2" Male Pipe x 1/2" Male Pipe	

PEX CLAMP



PART #	SIZE	LIST PRICE
35210	1/2"	
35211	3/4"	
35212	1"	

WARNING: This product can expose you to chemicals, including lead, which are known to the State of California to cause cancer and birth defects or other reproductive harm. For more information, visit www.P65Warnings.ca.gov

MALE ADAPTER
Pex x Male Pipe



PART #	SIZE	LIST PRICE
35076	1/2″ x 1/2″	
35078	1/2″ x 3/4″	
38079	3/4″ x 1/2″	
38080	3/4″ x 3/4″	
35082	3/4″ x 1″	
35083	1″ x 3/4″	
35081	1″ x 1″	

FEMALE ADAPTER
Pex X Female Pipe



PART #	SIZE	LIST PRICE
35062	1/2″ x 3/4″	
35063	1/2″ x 1/2″	
35064	3/4″ x 3/4″	
35065	1″ x 1″	

MALE SWEAT ADAPTER
Pex X Male Sweat



PART #	SIZE	LIST PRICE
35076S	1/2″ x 1/2″	
35080S	3/4″ x 3/4″	
35081S	1″ x 1″	

FEMALE SWEAT ADAPTER
Pex X Female Sweat



PART #	SIZE	LIST PRICE
35063S	1/2″ x 1/2″	
35064S	3/4″ x 3/4″	
35065S	1″ x 1″	

WARNING: This product can expose you to chemicals, including lead, which are known to the State of California to cause cancer and birth defects or other reproductive harm. For more information, visit www.P65Warnings.ca.gov

LEAD FREE BRASS PEX ADAPTERS

PLUMBING ACCESSORIES

COUPLING

Pex X Pex



PART #	SIZE	LIST PRICE
35030	3/8″	
35035	1/2″ x 3/8″	
35031	1/2″	
35036	3/4″ x 1/2″	
35032	3/4″	
35037	1″ x 3/4″	
35033	1″	

UNION ELBOW

Pex X Pex



PART #	SIZE	LIST PRICE
35057	3/8″	
35058	1/2″	
35059	3/4″ x 1/2″	
35060	3/4″	
35061	1″	

UNION TEE

Pex X Pex X Pex



PART #	SIZE	LIST PRICE
35040	3/8″	
35041	1/2″	
35043	3/4″	
35044	1″	

REDUCING UNION TEE

Pex X Pex X Pex



PART #	SIZE	LIST PRICE
35046	1/2″ x 1/2″ x 3/4″	
35047	3/4″ x 1/2″ x1/2″	
35048	3/4″ x 1/2″ x 3/4″	
35049	3/4″ x 3/4″ x 1/2″	
35050	3/4″ x 3/4″ x 1″	
35051	1″ x 3/4″ x 3/4″	
35052	1″ x 1″ x 1/2″	
35053	1″ x 1″ x 3/4″	
35054	1″ x 3/4″ x 1″	

WARNING: This product can expose you to chemicals, including lead, which are known to the State of California to cause cancer and birth defects or other reproductive harm. For more information, visit www.P65Warnings.ca.gov

LEAD FREE BRASS PEX ADAPTERS

PLUMBING ACCESSORIES

MALE ELBOW

Pex X Male Pipe



PART #	SIZE	LIST PRICE
35085	1/2″ x 1/2″	
35086	3/4″ x 1″	

POLYBUTYLENE ADADPTER

Pex X Polyb W/ Copper And Poly Rings



PART #	SIZE	LIST PRICE
35031PB	1/2″ x 1/2″	
35032PB	3/4″ x 3/4″	

DROP EAR ELBOW

Pex X Female Pipe



PART #	SIZE	LIST PRICE
35095	1/2″ x 1/2″	
35096	3/4″ x 3/4″	

FEMALE SWEAT ELBOW

Pex X Female Sweat



PART #	SIZE	LIST PRICE
35073S	1/2″ x 1/2″	
35074S	3/4″ x 3/4″	

PLUG

Pex



PART #	SIZE	LIST PRICE
35090	1/2″	
35091	3/4″	
35092	1″	

WARNING: This product can expose you to chemicals, including lead, which are known to the State of California to cause cancer and birth defects or other reproductive harm. For more information, visit www.P65Warnings.ca.gov

COLD EXPANSION PLASTIC PEX FITTINGS

Tech Specs:
- Modified Polyphenylsulfone (PPSU)
- Molded from RADEL® Resin
- Lead Free Compliant
- For use in Hot & Cold Potable Water Distribution Systems
- Maximum Working Temperature/Pressure: 210°F @ 150 PSI

Approvals/Standards:
- ASTM F1960
- CSA B137.5
- cUPCus
- NSF/ANSI 61
- NSF 14, NSF/ANSI 372
- U.P. Code

PEX COUPLING



PART #	SIZE	LIST PRICE
35231CE	1/2" Pex	
35232CE	3/4" Pex	
35233CE	1" Pex	
35236CE	3/4" Pex x 1/2" Pex	
35237CE	1" Pex x 3/4" Pex	
35238CE	1" Pex x 1/2" Pex	

STD PEX TEE



PART #	SIZE	LIST PRICE
35241CE	1/2" Pex	
35243CE	3/4" Pex	
35244CE	1" Pex	
35246CE	1/2" Pex x 3/4" Pex	
35247CE	3/4" Pex x 1/2" Pex x 1/2" Pex	
35248CE	3/4" Pex x 1/2" Pex x 3/4" Pex	
35249CE	3/4" Pex x 3/4" Pex x 1/2" Pex	
35250CE	3/4" Pex x 3/4" Pex x 1" Pex	
35251CE	1" Pex x 3/4" Pex x 3/4" Pex	
35252CE	1" Pex x 1" Pex x 1/2" Pex	
35253CE	1" Pex x 1" Pex x 3/4" Pex	
35254CE	1" Pex x 3/4" Pex x 1" Pex	

PEX ELBOW



PART #	SIZE	LIST PRICE
35258CE	1/2" Pex	
35260CE	3/4" Pex	
35261CE	1" Pex	
35259CE	3/4" Pex x 1/2" Pex	

WARNING: This product can expose you to chemicals, including lead, which are known to the State of California to cause cancer and birth defects or other reproductive harm. For more information, visit www.P65Warnings.ca.gov

PLASTIC PEX FITTINGS COLD EXPANSION

PLUMBING ACCESSORIES

STD PEX X FEMALE NPT ADAPTER



PART #	SIZE	LIST PRICE
35263CE	1/2" Pex x 1/2" Female NPT	
35264CE	3/4" Pex x 3/4" Female NPT	
35265CE	1" Pex x 1" Female NPT	

STD PEX X MALE NPT ADAPTER



PART #	SIZE	LIST PRICE
35276CE	1/2" Pex x 1/2" Male NPT	
35278CE	1/2" Pex x 3/4" Male NPT	
35280CE	3/4" Pex x 3/4" Male NPT	
35281CE	1" Pex x 1" Male NPT	

PEX MALE ELBOW



PART #	SIZE	LIST PRICE
35285CE	1/2" Pex x 1/2" Male	

PEX PLUG



PART #	SIZE	LIST PRICE
35290CE	1/2" Pex	
35291CE	3/4" Pex	
35292CE	1" Pex	

WARNING: This product can expose you to chemicals, including lead, which are known to the State of California to cause cancer and birth defects or other reproductive harm. For more information, visit www.P65Warnings.ca.gov

LEAD FREE BRASS PEX ADAPTERS COLD EXPANSION

PLUMBING ACCESSORIES

MALE ADAPTER

Pex x Male Pipe



PART #	SIZE	LIST PRICE
35076CE	1/2" x 1/2"	
35078CE	1/2" x 3/4"	
35079CE	3/4" x 1/2"	
38080CE	3/4" x 3/4"	
35082CE	3/4" x 1"	
35083CE	1" x 3/4"	
35081CE	1" x 1"	

FEMALE ADAPTER

Pex X Female Pipe



PART #	SIZE	LIST PRICE
35062CE	1/2" x 3/4"	
35063CE	1/2" x 1/2"	
35064CE	3/4" x 3/4"	
35065CE	1" x 1"	

MALE SWEAT ADAPTER

Pex X Male Sweat



PART #	SIZE	LIST PRICE
35076SCE	1/2" x 1/2"	
35080SCE	3/4" x 3/4"	
35081SCE	1" x 1"	

FEMALE SWEAT ADAPTER

Pex X Female Sweat



PART #	SIZE	LIST PRICE
35063SCE	1/2" x 1/2"	
35064SCE	3/4" x 3/4"	
35065SCE	1" x 1"	

WARNING: This product can expose you to chemicals, including lead, which are known to the State of California to cause cancer and birth defects or other reproductive harm. For more information, visit www.P65Warnings.ca.gov

LEAD FREE BRASS PEX ADAPTERS COLD EXPANSION

PLUMBING ACCESSORIES

COUPLING

Pex X Pex



PART #	SIZE	LIST PRICE
35030CE	3/8″	
35035CE	1/2″ x 3/8″	
35031CE	1/2″	
35036CE	3/4″ x 1/2″	
35032CE	3/4″	
35037CE	1″ x 3/4″	
35033CE	1″	

UNION ELBOW

Pex X Pex



PART #	SIZE	LIST PRICE
35057CE	3/8″	
35058CE	1/2″	
35059CE	3/4″ x 1/2″	
35060CE	3/4″	
35061CE	1″	

UNION TEE

Pex X Pex X Pex



PART #	SIZE	LIST PRICE
35040CE	3/8″	
35041CE	1/2″	
35043CE	3/4″	
35044CE	1″	

REDUCING UNION TEE

Pex X Pex X Pex



PART #	SIZE	LIST PRICE
35046CE	1/2″ x 1/2″ x 3/4″	
35047CE	3/4″ x 1/2″ x1/2″	
35048CE	3/4″ x 1/2″ x 3/4″	
35049CE	3/4″ x 3/4″ x 1/2″	
35050CE	3/4″ x 3/4″ x 1″	
35051CE	1″ x 3/4″ x 3/4″	
35052CE	1″ x 1″ x 1/2″	
35053CE	1″ x 1″ x 3/4″	
35054CE	1″ x 3/4″ x 1″	

WARNING: This product can expose you to chemicals, including lead, which are known to the State of California to cause cancer and birth defects or other reproductive harm. For more information, visit www.P65Warnings.ca.gov

LEAD FREE BRASS PEX ADAPTERS COLD EXPANSION

PLUMBING ACCESSORIES

MALE ELBOW

Pex X Male Pipe



PART #	SIZE	LIST PRICE
35085CE	1/2″ x 1/2″	
35086CE	3/4″ x 1″	

DROP EAR ELBOW

Pex X Female Pipe



PART #	SIZE	LIST PRICE
35095CE	1/2″ x 1/2″	
35096CE	3/4″ x 3/4″	

FEMALE SWEAT ELBOW

Pex X Female Sweat



PART #	SIZE	LIST PRICE
35073SCE	1/2″ x 1/2″	
35074SCE	3/4″ x 3/4″	

PLUG

Pex



PART #	SIZE	LIST PRICE
35090CE	1/2″	
35091CE	3/4″	
35092CE	1″	

WARNING: This product can expose you to chemicals, including lead, which are known to the State of California to cause cancer and birth defects or other reproductive harm. For more information, visit www.P65Warnings.ca.gov

SUPPLY STOPS - 1/4 TURN

- 100% Pressure Leak Tested
- High Performance Teflon Seats
- Individually Boxed
- Conventional Oval Handle Design
- Meets or Exceeds ASME A112.18.1



ANGLE STOPS



PART #	X 3/8 COMPRESSION	LIST PRICE
746456	5/8 Compression	---



PART #	X 3/8 COMPRESSION	LIST PRICE
746457	5/8 Compression Contractor Pack bagged less 3/8" Nut & Ferrule 10/Box	---



PART #	X 3/8 COMPRESSION	LIST PRICE
746436	3/8 Female Iron Pipe	---
746446	1/2 Female Iron Pipe	---



PART #	X 3/8 COMPRESSION	LIST PRICE
746466	LF 1/2 Nominal Sweat	---



PART #	X 3/8 COMPRESSION	LIST PRICE
746435	1/2 C/E Pex	---



PART #	X 3/8 COMPRESSION	LIST PRICE
746438	1/2 Nominal Pex	---

PRESS FIT



PART #	X 3/8 COMPRESSION	LIST PRICE
746470	1/2 Press	

3 WAY STOPS



PART #	DESCRIPTION	LIST PRICE
746439	LF 5/8 Compression x 3/8 Compression x 1/4 Compression	---
746440	LF 5/8 Compression x 3/8 Compression x 3/8 Compression	---

WARNING: This product can expose you to chemicals, including lead, which are known to the State of California to cause cancer and birth defects or other reproductive harm. For more information, visit www.P65Warnings.ca.gov

SUPPLY STOPS/ SS SUPPLY CONNECTORS

PLUMBING ACCESSORIES

STRAIGHT STOPS

3/8" comp or 5/8" comp



3/8" comp

PART #	X 3/8 COMPRESSION	LIST PRICE
746506	3/8 Compression	---
746556	5/8 Compression	---

3/8" comp



3/8" FIP or 1/2 FIP

PART #	X 3/8 COMPRESSION	LIST PRICE
746536	3/8 Female Iron Pipe	---
746546	1/2 Female Iron Pipe	---

3/8" comp



1/2" Sweat

PART #	X 3/8 COMPRESSION	LIST PRICE
746566	1/2 Nominal Sweat	---

3/8" comp



1/2" Cold Expansion Pex

PART #	X 3/8 COMPRESSION	LIST PRICE
746535	1/2 C/E Pex	---

3/8" comp



1/2" Pex

PART #	X 3/8 COMPRESSION	LIST PRICE
746538	1/2 Nominal Pex	---

1/4" comp



1/2" Pex

PART #	X 1/4 COMPRESSION	LIST PRICE
746537	1/2 Nominal Pex	---

3/8" comp



1/2" Socket CPVC

PART #	X 3/8 COMPRESSION	LIST PRICE
746567	1/2 Socket CPVC	---

PRESS FIT STOPS

1/2" Press



3/8" comp

PART #	X 3/8 COMPRESSION	LIST PRICE
746570	1/2" Press	

WARNING: This product can expose you to chemicals, including lead, which are known to the State of California to cause cancer and birth defects or other reproductive harm. For more information, visit www.P65Warnings.ca.gov

LEAD FREE

AB1953/S.152
Compliant

Meets S.3874/ Public Law No. 111-380 Reduction of Lead in Drinking Water Act

CONNECTORS

- Precision 12 Point Crimp
- Heavy duty Brass Inserts
- Chloramine/ Chlorine Resistant Inner Liner

LAVATORY



3/8 COMPRESSION X 3/8 COMPRESSION

PART #	LENGTH	LIST PRICE
922012	12"	---
922016	16"	---
922020	20"	---
922030	30"	---
922036	36"	---



3/8 COMPRESSION X 1/2 FEMALE IRON PIPE

922112	12"	---
922116	16"	---
922120	20"	---
922130	30"	---
922136	36"	---



1/2 FEMALE IRON PIPE X 1/2 FEMALE IRON PIPE

922412	12"	---
922416	16"	---
922420	20"	---
922430	30"	---
922436	36"	---

NEW WITH BRASS NUT

BALLCOCK



3/8 COMPRESSION X 7/8 BALLCOCK

923409	9"	---
923412	12"	---
923416	16"	---
923420	20"	---



3/8 COMPRESSION X 7/8 BALLCOCK

923209	9"	---
923212	12"	---
923216	16"	---
923220	20"	---

WARNING: This product can expose you to chemicals, including lead, which are known to the State of California to cause cancer and birth defects or other reproductive harm. For more information, visit www.P65Warnings.ca.gov

SS SUPPLY CONNECTORS

PLUMBING ACCESSORIES

- Marine Grade Stainless Steel Braid
- Precision 12 Point Crimp
- Heavy duty Brass Inserts
- Chloramine/ Chlorine Resistant Inner Liner

LEAD FREE

AB1953/S.152
Compliant

Meets S.3874/ Public Law No. 111-380 Reduction of Lead in Drinking Water Act

ICE MAKER



1/4 COMPRESSION X 1/4 COMPRESSION

PART #	LENGTH	LIST PRICE
923112	12"	---
923124	24"	---
923136	36"	
923148	48"	
923161	60"	
923172	72"	
923196	96"	---

DISHWASHER

3/8 COMPRESSION X 3/8 COMPRESSION

922009	9"	---
922012	12"	---
922024	24"	
922030	30"	---
922036	36"	---
922048	48"	---
922060	60"	---
922072	72"	---
922096	96"	---



3/8 COMPRESSION X 3/8 MALE IRON PIPE ELBOW

PART #	L	LIST PRICE
923648	48"	
923660	60"	---
923672	72"	---



3/8 COMPRESSION X 3/4 FEMALE GARDEN HOSE ELBOW

924248	48"	
924260	60"	---
924272	72"	---

WASHING MACHINE



3/4 FEMALE GARDEN HOSE X 3/4 FEMALE GARDEN HOSE

923936	36"	---
923948	48"	---
923960	60"	---
923972	72"	---



3/4 FEMALE IRON PIPE X 3/4 FEMALE IRON PIPE

924115	12"	---
924118	18"	---
924124	24"	---

WARNING: This product can expose you to chemicals, including lead, which are known to the State of California to cause cancer and birth defects or other reproductive harm. For more information, visit www.P65Warnings.ca.gov

Cords are designed to fit with special environment use, such as:
range and dryer, RV, generators and marine shore.

- UL Listed
- ETL Listed
- Copper Wire Insulated, Flexible cord
- Thick PVC insulation with right angle male plugs
- Strain relief clamp helps prevent damage

3 WIRE RANGE CORDS



PART #	DESCRIPTION	LIST PRICE
P-4RC-3W-40A-CE	4′ 40AMP Closed Eyelet	
P-5RC-3W-40A-CE	5′ 40AMP Closed Eyelet	
P-6RC-3W-40A-CE	6′ 40AMP Closed Eyelet	
P-4RC-3W-50A-CE	4′ 50AMP Closed Eyelet	
P-5RC-3W-50A-CE	5′ 50AMP Closed Eyelet	
P-6RC-3W-50A-CE	6′ 50AMP Closed Eyelet	
P-10RC-3W-50A-CE	10′ 50AMP Closed Eyelet	

3 WIRE DRYER CORDS



PART #	DESCRIPTION	LIST PRICE
P-4DC-3W-30A-CE	4′ 30AMP Closed Eyelet	
P-5DC-3W-30A-CE	5′ 30AMP Closed Eyelet	
P-6DC-3W-30A-CE	6′ 30AMP Closed Eyelet	
P-10DC-3W-30A-CE	10′ 30AMP Closed Eyelet	
P-223	3' Wire Strain Relief	

4 WIRE RANGE CORDS



PART #	DESCRIPTION	LIST PRICE
P-4RC-4W-40A-CE	4′ 40AMP Closed Eyelet	
P-5RC-4W-40A-CE	5′ 40AMP Closed Eyelet	
P-6RC-4W-40A-CE	6′ 40AMP Closed Eyelet	
P-4RC-4W-50A-CE	4′ 50AMP Closed Eyelet	
P-5RC-4W-50A-CE	5′ 50AMP Closed Eyelet	
P-6RC-4W-50A-CE	6′ 50AMP Closed Eyelet	
P-10RC-4W-50A-CE	10′ 50AMP Closed Eyelet	
P-224	4' Wire Strain Relief	

WARNING: This product can expose you to chemicals, including lead, which are known to the State of California to cause cancer and birth defects or other reproductive harm. For more information, visit www.P65Warnings.ca.gov

POWER CABLES
PLUMBING ACCESSORIES

4 WIRE DRYER CORDS



PART #	DESCRIPTION	LIST PRICE
P-4DC-4W-30A-CE	4′ 30AMP Closed Eyelet	
P-5DC-4W-30A-CE	5′ 30AMP Closed Eyelet	
P-6DC-4W-30A-CE	6′ 30AMP Closed Eyelet	
P-10DC-4W-30A-CE	10′ 30AMP Closed Eyelet	

DISHWASHER POWER CORDS



PART #	DESCRIPTION	LIST PRICE
P-3DISH-PC-AP	3′ 15AMP 125V 14/3	
P-6DISH-PC-AP	6′ 15AMP 125V 14/3	
P-3DISH-PC-SP	4′ 15AMP 125V 14/3	
P-6DISH-PC-SP	6′ 15AMP 125V 14/3	

POWER SUPPLY CORDS



PART #	DESCRIPTION	LIST PRICE
P-3PSC-3W-13A-AP	3′ 13AMP 16/3 Angled	
P-6PSC-3W-13A-AP	6′ 13AMP 16/3 Angled	
P-3PSC-3W-13A-SP	3′ 13AMP 16/3 Straight	
P-6PSC-3W-13A-SP	6′ 13AMP 16/3 Straight	

APPLIANCE EXTENSION CORDS



PART #	DESCRIPTION	LIST PRICE
P-3AEC	3′ A/C 14/3	
P-6AEC	6′ A/C 14/3	

WARNING: This product can expose you to chemicals, including lead, which are known to the State of California to cause cancer and birth defects or other reproductive harm. For more information, visit www.P65Warnings.ca.gov

BRASS CPVC MALE ADAPTER



PART#	SIZE	LIST PRICE
35413LF	1/2"	---
35414LF	3/4"	---
35415LF	1"	---
35416LF	1-1/4"	---
35417LF	1-1/2"	---
35418LF	2	---

STAINLESS STEEL CPVC MALE ADAPTER



PART#	SIZE	LIST PRICE
35413SS	1/2"	---
35414SS	3/4"	---
35415SS	1"	---
35416SS	1-1/4"	---
35417SS	1-1/2"	---
35418SS	2	---

BRASS CPVC FEMALE ADAPTER



PART#	SIZE	LIST PRICE
35403LF	1/2"	---
35404LF	3/4"	---
35405LF	1"	---
35406LF	1-1/4"	---
35407LF	1-1/2"	---
35408LF	2	---

STAINLESS STEEL CPVC FEMALE ADAPTER



PART#	SIZE	LIST PRICE
35403SS	1/2"	---
35404SS	3/4"	---
35405SS	1"	---
35406SS	1-1/4"	---
35407SS	1-1/2"	---
35408SS	2	---

LEAD FREE CPVC DROP EAR ELBOW



PART#	SIZE	LIST PRICE
35420LF	1/2"	---

STAINLESS STEEL CPVC DROP EAR ELBOW



PART#	SIZE	LIST PRICE
35420SS	1/2"	---

WARNING: This product can expose you to chemicals, including lead, which are known to the State of California to cause cancer and birth defects or other reproductive harm. For more information, visit www.P65Warnings.ca.gov

NO HUB COUPLINGS
PLUMBING ACCESSORIES

NO HUB COUPLINGS UPC LISTED



PART #	SIZE	LIST
970810	1-1/2"	---
970811	2"	---
970812	3"	---
970813	4"	---
970814	5"	---
970815	6"	---
970816	8"	---
970817	10"	---
970818	12"	---

REDUCING NO HUB COUPLINGS UPC LISTED



PART #	SIZE	LIST
970819	2" x 1-1/2"	---
970820	3" x 2"	---
970821	4" x 2"	---
970822	4" x 3"	---

HEAVY DUTY NO HUB COUPLINGS UPC LISTED



PART #	SIZE	LIST
970830	1-1/2"	---
970831	2"	---
970832	3"	---
970833	4"	---
970834	5"	---
970835	6"	---
970836	8"	---
970837	10"	---
970838	12"	---

WARNING: This product can expose you to chemicals, including lead, which are known to the State of California to cause cancer and birth defects or other reproductive harm. For more information, visit www.P65Warnings.ca.gov

FLEXIBLE RUBBER COUPLINGS / REDUCED COUPLINGS

Midland's stainless steel banded flexible rubber couplings are the perfect fit for Schedule 40 pipe applications.

Tech Specs:
- Installation torque: 60 inch lbs.
- Maximum test pressure: 4.3 PSI
- Maximum operating temperature: 140° F non-consistent
- Minimum operating temperature: -30° F

- Corrosion-resistant & rustproof stainless steel bands
- Durable Rubber for all Sch. 40 Pipe Applications
- Positive seal against infiltration and exfiltration
- Conforms to ASTM C 1173 and CSA B602
- Sizes 1-1/4" - 6" regular & reducing
- UPC Approved

COUPLING



REDUCING COUPLING



PART #	SIZE	LIST
195456	1-1/4"	
195470	1-1/2" x 1-1/4"	
195457	1-1/2"	
195471	2" x 1/2"	
195458	2"	
195472	3" x 1-1/2"	
195473	3" x 2"	
195459	3"	
195474	4" x 1-1/2"	
195475	4" x 2"	
195476	4" x 3"	
195460	4"	
195461	5"	
195481	6" x 4"	
195462	6"	

TEST CAPS



PART #	SIZE	LIST
195502	1-1/2"	
195510	2"	
195511	3"	
195512	4"	

DRAIN & TRAP CONNECTORS



PART #	SIZE	LIST
195520	1-1/2" x 1-1/4"	
195521	2" x 1-1/4"	

WARNING: This product can expose you to chemicals, including lead, which are known to the State of California to cause cancer and birth defects or other reproductive harm. For more information, visit www.P65Warnings.ca.gov

LF DIELECTRIC UNION
PLUMBING ACCESSORIES

Forged steel with brass sweat connector and dielectric element.

PURPOSE
The 110 series are used to protect against the accelerated galvanic and stray current corrosion of dissimilar metal pipes, connected together in a piping system. Dielectric fittings are a necessity to insure the long life of these systems.

APPLICATIONS
For residential, commercial and industrial use. Hot water storage tanks, Water and Air Conditioners, Processing tanks.

PROCESSING
Bodies and nuts are made of AISI 1008A bar-carbon steel and are shaped by cold forging with spheroidizing to eliminate any flaws.

TECHNICAL DATA
All DF-100 series dielectric fittings are rated at 250 psi at 180°F and are designed to withstand a minimum of 600 volts on a dry line with no flashover.

FEMALE PIPE X SWEAT
Zinc Coated Cast Steel X Brass



PART #	SIZE	LIST PRICE
973-110LF	1/2″CC X 1/2″ FIP	
973-111LF	3/4″CC X 3/4″FIP	
973-112LF	1/2″CC X 3/4″FIP	
973-116LF	1″CC X 1″FIP	
973-117LF	1-1/4″CC X 1-1/4″FIP	
973-118LF	1-1/2″CC X 1-1/2″FIP	
973-119LF	2″CC X 2″FIP	

MALE PIPE X SWEAT
Zinc Coated Cast Steel X Brass



PART #	SIZE	LIST PRICE
973-113LF	1/2″ CC X 1/2″ MALE IP	
973-114LF	3/4″ CC X 3/4″ MALE IP	

FEMALE PIPE X SWEAT - FLANGE
Zinc Coated Cast Steel X Brass



PART #	SIZE	LIST PRICE
973-120LF	2-1/2″ CC X 2-1/2″FIP	
973-121LF	3″CC X 3″FIP	
973-122LF	4″CC X 4″FIP	

WARNING: This product can expose you to chemicals, including lead, which are known to the State of California to cause cancer and birth defects or other reproductive harm. For more information, visit www.P65Warnings.ca.gov

IRON BODY CLEANOUT PLUGS

PLUMBING ACCESSORIES

CAST BRASS SQUARE HEAD CLEANOUT PLUG



- Southern Code

PART #	SIZE	BOX/CASE	LIST PRICE
970300	1-1/2"	100/200	---
970301	2"	100/200	---
970302	2-1/2"	50/200	---
970303	3"	20/160	---
970304	3-1/2"	20/120	---
970305	4"	10/80	---
970330	5"	10/60	---
970331	6"	10/40	---
970332	8"	5/20	---
970333	10"	1/1	---



CAST BRASS COUNTERSUNK HEAD CLEANOUT PLUG

- Southern Code

PART #	SIZE	BOX/CASE	LIST PRICE
970306	1-1/2"	100/200	---
970307	2"	100/200	---
970308	2-1/2"	100/200	---
970309	3"	50/200	---
970310	3-1/2"	20/160	---
970311	4"	20/120	---
970312	5"	10/60	---
970334	5-1/2"		---
970313	6"	10/40	---
970314	8"	5/20	---



CAST BRASS COUNTERSUNK CLEANOUT W 1/4-20 TAP

PART #	SIZE	BOX/CASE	LIST PRICE
970700	1-1/2"	1/1	---
970701	2"	1/1	---
970702	2-1/2"	1/1	---
970703	3"	1/1	---
970704	3-1/2"	1/1	---
970705	4"	1/1	---
970706	5"	1/1	---
970707	6"	1/1	---

IBC IRON BODY CLEANOUT PLUG



PART #	SIZE	LIST PRICE
970803CS	4x3 Iron Body Cleanout W/CNTRSunk Plug	
970804CS	4x3-1/2 Iron Body Cleanout W/CNTRSunk Plug	
970806CS	6x5 Iron Body Cleanout W/CNTRSunk Plug	

IBC IRON BODY CLEANOUT PLUG



PART #	SIZE	LIST PRICE
970803RH	4x3 Iron Body Cleanout W/RH Brass Plug	
970804RH	4x3-1/2 Iron Body Cleanout W/RH Brass Plug	
970806RH	6x5 Iron Body Cleanout W/RH Brass Plug	

WARNING: This product can expose you to chemicals, including lead, which are known to the State of California to cause cancer and birth defects or other reproductive harm. For more information, visit www.P65Warnings.ca.gov

BRONZE/ STEEL INSERT FITTINGS-FOR PLASTIC PIPE

PLUMBING ACCESSORIES

BRONZE INSERT FITTINGS

150 PSI Genuine red brass - for plastic pipe

- Not Lead Free

HEX MALE ADAPTERS



(BARB X MALE PIPE)

PART #	BARB X MALE	LIST PRICE
973925	3/4" x 3/4"	---
973927	1" x 1"	---
973930	1" x 1-1/4"	---
973929	1-1/4" x 1"	---
973928	1-1/4" x 1-1/4"	---
973948	1-1/2" x 1-1/2"	---
973949	2" x 2"	---

BRONZE TEES ALL BARB



PART #	SIZE	LIST PRICE
973965	3/4"	---
973966	1"	---
973967	1-1/4"	---

ELBOWS



(BARB X MALE PIPE)

PART #	SIZE	LIST PRICE
973980	3/4" x 3/4"	---
973981	1" x 3/4"	---
973982	1" x 1"	---

ELBOWS



(BARB X BARB)

PART #	HOSE SIZE	LIST PRICE
973975	3/4"	---
973976	1"	---
973978	1-1/4"	---
973979	1-1/2"	---

STEEL INSERT FITTINGS FOR PLASTIC PIPE

MALE ADAPTER

- Galvanized



(BARB X MALE PIPE)

PART #	SIZE	BOX/CASE	LIST PRICE
973906	1/2"	25/100	---
973907	3/4"	25/10	---
973908	1"	16/48	---
973909	1-1/4"	12/36	---
973910	1-1/2"	6/36	---
973911	2"	5/25	---
973912	2-1/2"	1/3	---
973913	3"	1/3	---
973914	4"	1/3	---

REDUCING ADAPTER



(INSERT X NPT)

PART #	SIZE	LIST PRICE
974264	3/4 x 1/2	---
974265	1 x 3/4	---

COUPLINGS



PART #	SIZE	BOX/CASE	LIST PRICE
973901	3/4	20/100	---
973902	1	20/100	---
973903	1-1/4	16/64	---
973904	1-1/2	12/48	---
973905	2	5/25	---

FOR BARB DIMENSIONS SEE
WWW.MIDLANDINDUSTRIES.COM/KNOWLEDGEBANK.PHP

WARNING: This product can expose you to chemicals, including lead, which are known to the State of California to cause cancer and birth defects or other reproductive harm. For more information, visit www.P65Warnings.ca.gov

STAINLESS STEEL #304



#304 INSERT X MALE PIPE

- For coiled plastic pipe to submersible pump

PART #	SIZE	LIST PRICE
973947SS	1/2 x 1/2	---
973925SS	3/4 x 3/4	---
973926SS	1 x 3/4	---
973927SS	1 x 1	---
973930SS	1 x 1-1/4	---
973928SS	1-1/4 x 1-1/4	---
973948SS	1-1/2 x 1-1/2	---
973949SS	2 x 2	---



LEAD FREE BRONZE INSERT X MALE PIPE

PART #	SIZE	LIST PRICE
973927LF	1 x 1	---
973930LF	1 x 1-1/4	---
973948LF	1-1/2 x 1-1/2	---
973949LF	2 x 2	---



#304 INSERT X MIP ELBOW

- Hydrant elbow

PART #	SIZE	LIST PRICE
973980SS	3/4 x 3/4	---
973982SS	1 x 1	---

LEAD FREE BRONZE INSERT FITTINGS

- NSF Approved
- ANSI 61-8



INSERT X INSERT

PART #	SIZE	LIST PRICE
973961LF	3/4	---
973962LF	1	---
973963LF	1-1/4	---

- NSF Approved
- ANSI 61-8



INSERT TEE

PART #	SIZE	LIST PRICE
973965LF	3/4	---
973966LF	1	---
973967LF	1-1/4	---

- NSF Approved
- ANSI 61-8



INSERT X MALE BRANCH TEE

PART #	SIZE	LIST PRICE
973970LF	1 x 3/4	---
973971LF	1	---

- NSF Approved
- ANSI 61-8



INSERT X INSERT ELBOW

PART #	SIZE	LIST PRICE
973975LF	3/4	---
973976LF	1	---

SEE KNOWLEDGE BANK FOR DIMENSIONS

WARNING: This product can expose you to chemicals, including lead, which are known to the State of California to cause cancer and birth defects or other reproductive harm. For more information, visit www.P65Warnings.ca.gov

PVC VALVES
PLUMBING ACCESSORIES

WHITE PVC BALL VALVES

•Quarter turn
•Solvent ends comply with ASTM D2466
•Designed for use in residential, commercial & industrial system as well as waste water, chemical, agricultural applications, marine, food processing, swimming pools.
•Corrosion resistant
•EPDM seal • FULL PORT •EPDM O-ring
•Fits both Sch. 40 & 80 pipe
•Rated for 150 PSI at 73°F • Threaded ends comply with ANSI B1.20.1



MOLDED IN PLACE - WHITE PIPE THREADS

PART#	SIZE	CASE	LIST PRICE
940284	1/2"	100	---
940285	3/4"	100	---
940286	1"	100	---
940287	1-1/4"	100	---
940288	1-1/2"	48	---
940289	2"	24	---
940291	3"	12	---
940292	4"	6	---



WHITE SOCKET - SLIP X SLIP

PART #	SIZE	CASE	LIST PRICE
940294	1/2"	100	---
940295	3/4"	100	---
940296	1"	100	---
940297	1-1/4"	100	---
940298	1-1/2"	48	---
940299	2"	24	---
940300	2-1/2"	12	---
940301	3"	12	---
940302	4"	6	---

GREY PVC BALL VALVES

FEATURES
- Sizes range from 1/2" to 4"
- Excellent flow characteristics
- Leak-tight shut-off
- EPPM O-Ring
- SCH 80
- Test pressure: 225 psi @ 73°F
- Working Pressure: 150 psi @ 73°F



FIP X FIP THREADED BALL VALVE

PART #	SIZE	CASE	LIST PRICE
899000	1/2"	100	---
899001	3/4"	100	---
899002	1"	100	---
899003	1-1/4"	100	---
899004	1-1/2"	48	---
899005	2"	24	---
899006	2-1/2"		---
899007	3"		---
899008	4"		---



SLIP X SLIP BALL VALVE

PART #	SIZE	CASE	LIST PRICE
899050	1/2"	100	---
899051	3/4"	100	---
899052	1"	100	---
899053	1-1/4"	100	---
899054	1-1/2"	48	---
899055	2"	24	---



CPVC SLIP X SLIP BALL VALVE

PART #	SIZE	LIST PRICE
940281	1/2"	---
940282	3/4"	---

WARNING: This product can expose you to chemicals, including lead, which are known to the State of California to cause cancer and birth defects or other reproductive harm. For more information, visit www.P65Warnings.ca.gov

INLINE PLASTIC SPRING CHECK VALVE

Socket x Socket

• 200 PSI working pressure @ 77°F .5 PSI to open.



PART#	SIZE	LIST PRICE
940325	1/2"	---
940326	3/4"	---
940327	1"	---
940328	1-1/4"	---
940329	1-1/2"	---
940330	2"	---

INLINE PLASTIC SPRING CHECK VALVE FEMALE THREADED ENDS

• 200 PSI working pressure @ 77°F .5 PSI to open.



PART#	SIZE	LIST PRICE
940331	1/2"	---
940332	3/4"	---
940333	1"	---
940334	1-1/4"	---
940335	1-1/2"	---
940336	2"	---

PLASTIC DRUM FAUCETS

• Pipe threads to ANSI B1.20.1 • Hose threads to ANSI B 1.20.7

The FLO-RITE faucet has been engineered to meet the demand for greater chemical resistance, using linear polyethylene for the stem.



"FLO-RITE" DRUM FAUCET

PART #	SIZE	LIST PRICE
46277	3/4"	---

DRUM & BARREL FAUCET VALVE

• Die cast body w/ nylon seat and steel spring.
• For use with all petroleum products except trichlorethylene.



G261N

Not suitable for potable water

SELF-CLOSING DRUM & BARREL FAUCET

PART #	SIZE	LIST PRICE
46270	3/4"	---

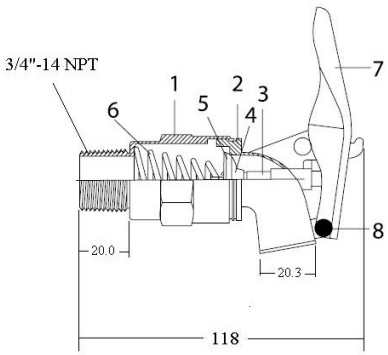

PART #	PART NAME	MATERIAL
1	Body	Zinc
2	Bonnet	Zinc
3	Stem	Steel
4	Disc	Plastic
5	Seal	Rubber
6	Spring	Zinc plated steel
7	Handle	Aluminum
8	Rivet	Aluminum

WARNING: This product can expose you to chemicals, including lead, which are known to the State of California to cause cancer and birth defects or other reproductive harm. For more information, visit www.P65Warnings.ca.gov

LEAD FREE VALVES

LEAD FREE BALL VALVES



PRESS VALVES



PEX VALVES



PUSH FIT VALVES



SILCOCK



GATE VALVES



CHECK



BOILDER DRAIN



WARNING: This product can expose you to chemicals, including lead, which are known to the State of California to cause cancer and birth defects or other reproductive harm. For more information, visit www.P65Warnings.ca.gov

LEAD FREE BALL VALVE

5 PSIG

IAMPO IGC 157 - 2004b

Lead Free Brass Ball Valve NPT,Female*Female
Lead Free and dezincification resistant (DZR) material
IAPMO listed to NSF/ANSI-61, NSF/ANSI-372 ,IGC-157
CSA listed to NSF/ANSI-61, NSF/ANSI-372 ,IGC-157
Vacuum Services 29.92 inches Hg
600 psi (WOG) 150 psi (WSP) Service
Thread conform ANSI B1.20.1
Temperature Range : -40° F to 365° F
Construction:Forging Brass Body
PTFE Ball Seats
Blow Out Proof Brass Stem
Stainless Steel Ball
Steel Handle w/Vinyl Grip
Made in China



FIP X FIP LEAD FREE BALL VALVE

PART #	SIZE	DN	A	B	C	E	F	G	H	WEIGHT	BOX/CASE	LIST PRICE
941151LF	1/4"	0.394	1.73	1.69	3.35	0.453	0.945	2.154	4.331	0.32	10/120	---
941152LF	3/8"	0.394	1.73	1.69	3.35	0.473	0.945	2.154	4.331	0.32	10/120	---
941153LF	1/2"	0.524	1.89	1.73	3.35	0.472	1.083	2.276	4.291	0.36	10/100	---
941154LF	3/4"	0.748	2.28	1.89	3.35	0.563	1.378	2.579	4.488	0.57	10/80	---
941155LF	1"	0.984	2.80	2.14	4.29	0.650	1.772	3.031	5.689	0.94	8/48	---
941156LF	1-1/4"	1.240	3.15	2.32	4.29	0.669	2.165	3.398	5.866	1.30	4/36	---
941157LF	1-1/2"	1.476	3.44	2.66	5.53	0.701	2.50	3.909	7.343	1.92	2/24	---
941158LF	2"	1.949	4.06	3.01	5.53	0.708	3.244	4.638	7.638	3.12	2/12	---
941159LF	2-1/2"	2.52	5.53	4.25	7.76					7.42	2/12	---
941160LF	3"	2.89	6.14	4.58	8.19					11.01	1/6	---
941161LF	4"	3.84	7.79	5.49	9.25					12.10	1/2	---



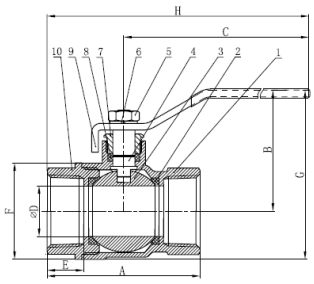

NO	ITEM	QTY	MATERIAL
1	Body	1	Lead Free Brass
2	Seat	2	PTFE
3	Ball	1	Stainless Steel
4	Stem	1	Brass
5	Handle Nut	1	Plated Steel
6	Lock Washer	1	Plated Steel
7	Packing Nut	1	Brass
8	Packing	1	PTFE
9	Handle	1	Plated Steel
10	Cap	1	Lead Free Brass

SWT X SWT LEAD FREE BALL VALVE

PART #	SIZE	DN	A	B	C	E	G	H	WEIGHT	WTG	BOX/CASE	LIST PRICE
941163LF	1/2"	0.524	1.945	1.73	3.35	0.504	1.083	2.276	4.319	0.38	10/100	---
941164LF	3/4"	0.748	2.654	1.89	3.35	0.748	1.378	2.579	4.665	0.65	10/80	---
941165LF	1"	0.984	3.315	2.14	4.29	0.909	1.772	3.031	5.949	0.93	8/48	---
941166LF	1-1/4"	1.240	3.741	2.32	4.29	0.968	2.165	3.398	6.165	1.35	4/36	---
941167LF	1-1/2"	1.476	4.252	2.66	5.63	1.091	2.50	3.909	7.756	1.88	2/24	---
941168LF	2"	1.949	5.38	3.01	5.63	1.343	3.244	4.638	8.268	3.62	2/12	---
941169LF	2½"	2.52	5.53	4.25	7.76							
941170LF	3"	2.89	6.14	4.58	8.19							
941171LF	4"	3.84	7.79	5.49	9.25							

WARNING: This product can expose you to chemicals, including lead, which are known to the State of California to cause cancer and birth defects or other reproductive harm. For more information, visit www.P65Warnings.ca.gov

LF BALL VALVE WITH DRAIN
LEAD FREE VALVES

FULL PORT LF IPS BRASS BALL VALVE WITH DRAIN



PART #	FEMALE PIPE X FEMALE PIPE	LIST PRICE
941153LFD	1/2"	
941154LFD	3/4"	
941155LFD	1"	

BALL VALVE WITH DRAIN



PART #	SWEAT X SWEAT	LIST PRICE
941163LFD	1/2"	
941164LFD	3/4"	
941165LFD	1"	

- Lead Free Brass
- Full Port
- 600 Wog

BALL VALVE W/ STAINLESS STEEL TEE HANDLE



PART #	FEMALE PIPE X FEMALE PIPE	LIST PRICE
940173TSSLF	1/2"	
940174TSSLF	3/4"	
940175TSSLF	1"	

MALE X FEMALE BALL VALVE



PART #	MALE X FEMALE	LIST PRICE
940170LF	1/4	

WARNING: This product can expose you to chemicals, including lead, which are known to the State of California to cause cancer and birth defects or other reproductive harm. For more information, visit www.P65Warnings.ca.gov

LEAD FREE BALL VALVE

UL842, UL258, UL125,FM

▪ BRASS ▪ 600PSI ▪ FULL PORT W/APPROVALS

CSA, UL, FM(1/4"-2"), CUPC, NSF/ ANSI 61 & 372

FEATURES 1/2" - 2" Sizes Gas Approved

- Leadfree Brass Ball valve NPT, Female * Female
- Lead free and dezincification resistant (DZR) material
- 1/4"-1" Lead Free Brass Ball
- Size 1-1/4" thru 4" with Stainless steel ball
- IAMPO listed to cUPC, NSF/ ANSI 61 & 372, IGC 157
- CSA - 1/4" thru 2": ANSI Z21.15/ CSA 9.1 for 1/2 psig valves ASME B16.44, CGA CR91-002 for 2 & 5 psig valves; CAN/ CGA-3.16, ASME B16.33 (1/2"-2") for 125 psig valves
- UL 125, UL 1477, UL 842 - for size 1/4" thru 4", 250 psig
- UL 258 - for size 1/4" thru 2", 175 psig
- FM - for size 1/4" thru 2"
- ISO 9002 Manufacture
- Suitable for full range of liquids and gases
- Minimal pressure drop due to large full size ports
- Bottom loaded, pressure retaining stem
- Pressure rated for 1/4"-2" at 600psi (42 bars) and 2-1/2"-4" at 400 psi WOG (non-shock) and 150 WSP (10.34 bars) saturated steam. Virgin PTFE stem packing seal, thrust washer and seats
- White vinyl insulator on heavy duty plated carbon steel handles
- Fast 1/4 turn open or close operation
- Low operating torque
- **Adjustable stem packing gland**
- Maximum operating temperature: 302^{0}F (150^0 C)
- Minimum operating temperature: -22^{0}F (-30^{0}C)
- Each valve individually tested
- Forged Brass - for more strength
- Threaded ends to ANSI B1.20.1
- Hard chromium plated solid ball
- Bottom entry, blow-out proof stem
- Deeper threads - for better connections
- Made in China

POS	COMPONENTS	MATERIALS
1	Body	Lead Free Brass
2	End Cap	Lead Free Brass
3	Ball Seat	PTFE
4	Ball	1/4-1:Lead Free Brass 1 1/4-4:SS316 Hollowball
5	Stem	Brass
6	Stem Padding	PTFE
7	Padding Nut	Brass
8	Lever Handle	Nickel plating steel
9	Stem Nut	Brass plating steel
10	Seal	PTFE





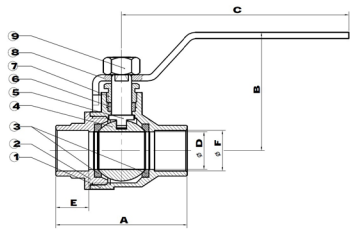

PART#	SIZE	DIMENSIONS A	B	C	D	E	F	G	H	WEIGHT	BOX/ CASE	LIST PRICE
940171LF	1/4"	1.756	1.732	3.543	0.394	0.457	1.012	2.238	4.421	0.34	70/140	---
940172LF	3/8"	1.756	1.732	3.543	0.394	0.457	1.012	2.238	4.421	0.34	70/140	---
940173LF	1/2"	2.047	2.040	3.543	0.583	0.520	1.240	2.559	4.567	0.45	50/100	---
940174LF	3/4"	2.362	2.260	3.780	0.748	0.563	1.492	2.854	4.961	0.69	30/60	---
940175LF	1"	2.756	2.579	4.528	0.945	0.630	1.791	3.476	5.906	1.11	20/40	---
940176LF	1-1/4"	3.307	3.050	4.528	1.260	0.709	2.343	4.134	6.181	1.85	12/24	---
940177LF	1-1/2"	3.661	3.366	5.420	1.575	0.717	2.835	4.783	7.343	2.60	9/18	---
940178LF	2"	4.181	3.701	5.42	1.969	0.748	3.425	5.413	7.602	3.62	6/12	---
940179LF	2-1/2"	4.181	4.650	8.870	2.520	1.024	4.331	6.969	11.350	7.93	3/6	---
940180LF	3"	6.039	4.970	8.870	2.913	1.102	4.921	7.579	11.681	10.40	1/4	---
940181LF	4"	7.386	6.130	10.85	3.898	1.220	6.430	9.055	13.299	20.99	1/2	---

SWT X SWT LEAD FREE BALL VALVE

FM, cUPC, NSF/ ANSI 61 & 372

PART #	SWT	A	B	C	D	E	F	WEIGHT	BOX/CASE	LIST PRICE
943612LF	1/2"	2.047	1.839	3.543	0.583	0.512	0.630	0.45	50/100	---
943613LF	3/4"	2.748	2.14	3.780	0.748	0.748	0.878	0.68	30/60	---
943614LF	1"	3.228	2.449	4.528	0.945	0.906	1.130	1.08	20/40	---
943615LF	1-1/4"	3.819	3.04	4.36	1.260	0.972	1.378	1.80	12/24	---
943616LF	1-1/2"	4.425	3.169	5.39	1.575	1.088	1.630	2.51	9/18	---
943617LF	2"	5.377	3.488	6.307	1.989	1.346	2.130	3.57	6/12	---

WARNING: This product can expose you to chemicals, including lead, which are known to the State of California to cause cancer and birth defects or other reproductive harm. For more information, visit www.P65Warnings.ca.gov

ITALIAN LEAD FREE BRASS BALL VALVE

5 PSIG C US

UL842, UL258, UL125,FM

ISO 9002 Manufacturer

600 PSI non-shock cold water, gas, oil - 150 PSI saturated steam

CSA AGA 3.88 5 PSIG IAMPO IGC 157 - 2004b

FEATURES

- **SOLID CHROME PLATED BRASS BALL**
- Suitable for full range of liquids and gases
- Minimal pressure drop due to large full size ports
- Bottom loaded, pressure retaining stem
- Pressure rated at 600psi (42 bars) WOG (non-shock) and 150 WSP (10.34 bars) saturated steam. Virgin TFE stem packing seal, thrust washer and seats.
- Blue vinyl insulator on heavy duty plated carbon steel handles.
- Fast 1/4 turn open or close operation
- Low operating torque
- Flow can go both directions
- Adjustable stem packing gland
- Maximum operating temerature: 248^{0}F (120^0 C) at 600 PSI
- Minimum operating temperature: -20^{0}F (-40^{0}C)
- Each valve individually tested
- Forged Brass - for more strength
- Threaded ends to ANSI B1.20.1
- Hard chromium plated solid ball
- Bottom entry, blow-out proof stem
- Deeper threads - for better connections

MADE IN ITALY



FIP X FIP

ANSI/INSF 61-8
- Generic Handles



SWT X SWT

FIP X FIP LEAD FREE FORGED BRASS BALL VALVE

PART #	NPT	DN	A	B	C	D	CH	WEIGHT (LBS)	BOX/CASE	LIST PRICE
943233LF	1/2"	0.57	2.09	1.57	3.35	0.46	0.98	0.39	20/80	---
943234LF	3/4"	0.75	2.28	1.77	3.80	0.49	1.22	0.56	14/56	---
943235LF	1"	0.94	3.04	2.03	3.80	0.59	1.50	0.89	6/24	---
943236LF	1-1/4"	1.24	3.23	2.32	4.72	0.62	1.85	1.44	4/16	---
943237LF	1-1/2"	1.49	3.70	2.60	4.72	0.64	2.13	2.19	2/8	---
943-238LF	2"	1.96	4.13	3.27	6.38	0.65	2.64	3.62	1/4	---

SWT X SWT LEAD FREE FORGED BRASS BALL VALVE

PART #	SWT	Ø	DN	A	B	C	D	CH	WEIGHT (LBS)	BOX/CASE	LIST PRICE
940212LF	1/2"	0.63	0.57	2.40	1.57	3.35	0.42	0.79	0.35	20/80	---
940213LF	3/4"	0.866	0.75	3.26	1.77	3.80	0.61	1.06	0.55	10/40	---
940214LF	1"	1.102	0.94	3.68	2.03	3.80	0.73	1.34	0.87	6/24	---
940215LF	1-1/4"	1.377	1.24	4.23	2.32	4.72	0.91	1.61	1.41	6/24	---
940216LF	1-1/2"	1.61	1.49	4.96	2.60	4.72	1.06	1.89	2.08	2/8	---

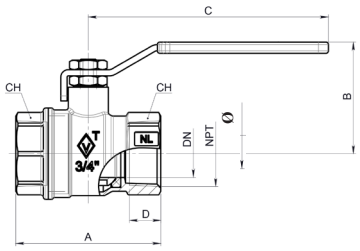

POS	Components	Materials
1	Body	CW510L
2	End Connection	CW510L
3	Ball Seal	PTFE
4	Seal	CW510L
5	Stem	CW614N
6	Lower Stem	PTFE
7	O-Ring	NBR70sh
8	Upper Seal	PTFE
9	Brass Ring	CW614N
10	Nut	Steel
11	Handle	Steel P10

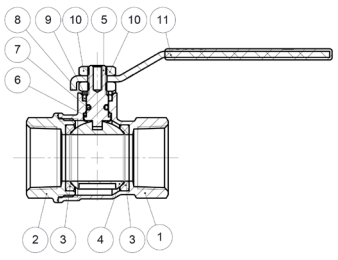

WARNING: This product can expose you to chemicals, including lead, which are known to the State of California to cause cancer and birth defects or other reproductive harm. For more information, visit www.P65Warnings.ca.gov

LEAD FREE COPPER PRESS BALL VALVE

Midland Series “9404LF” 2-Piece, Full Port, Lead Free, Copper, Press Ball Valves are designed for use in flameless, copper press piping systems. Midland Copper Press Ball Valves feature a lead free brass body, adjustable packing gland and blowout proof stem with stem a single O-ring seal. Our press ball valves come with integral ASTM-B88 compliant press end connections that can be used with type K, L, M, hard copper tubing 1/2 in. – 4 in. Utilizing industry standard tools.

Midland Press Ball Valve Features

- Lead Free construction.
- Available Sizes: 1/2 in. – 4 in.
- Integral press end connections designed for hard and soft copper tubing
- ISO-9001
- 250 WOG - 250 CWP (2-1/2" - 4")
- Full Port Stainless Steel ball
- One O-Ring design
- Blow Out Proof Stem
- UPC & NSF-61 Compliant
- AB1953 & NSF-372 Compliant•

Midland Copper Press Ball Valves are a heat-free method for joining copper tubes. Our press valve allows installers the confidence to know the joint is secure due to our leak-detection o-ring. During low pressure testing, if the joint is not pressed properly, the specialized o-ring will leak. This allows the installer to correct the press before the system is operational at higher pressures.

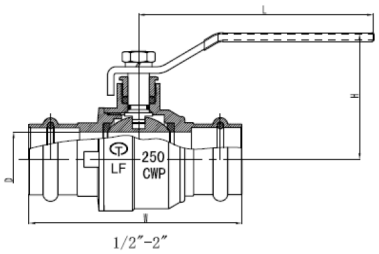



PART NAME	MATERIAL
Body	Lead Free Brass
Seat	PTFE
Ball	Stainless Steel
Stem O-Ring	NBR
Packing Nut	Brass
Stem	Brass (1/2"-2")
	Stainless Steel(2-1/2"-4")
Lock Nut	Ferrum /Zinc Plated
Lock Washer	Ferrum /Zinc Plated
Packing	PTFE
Handle	Ferrum /Chrome Plated
Cap	Lead Free Brass
Body O-Ring	NBR
Press O-Ring	EPDM

PART #	SIZE	D	L	H	W	CV	
940403LF	1/2"	0.591	3.46	1.81	3.15	18.55	---
940404LF	3/4"	0.748	4.29	2.09	3.60	29.76	---
940405LF	1"	0.984	4.29	2.25	3.92	51.55	---
940406LF	1-1/4"	1.259	5.63	2.52	4.41	84.42	---
940407LF	1 1/2"	1.574	5.63	2.74	5.35	131.93	---
940408LF	2 "	1.941	5.63	3.03	6.79	200.35	---
940409LF	2 1/2"	2.520	7.76	4.25	7.46	338.43	---
940410LF	3 "	2.874	8.19	4.58	8.17	445.44	---
940411LF	4"	3.839	9.25	5.49	9.88	783.88	---

WARNING: This product can expose you to chemicals, including lead, which are known to the State of California to cause cancer and birth defects or other reproductive harm. For more information, visit www.P65Warnings.ca.gov

C/E PEX & PEX BALL VALVES LEAD FREE

CUPC, AB 1953, NSF/ANSI 61, NSF/ ANSI 372 (ANNEX G) NSF-14

▪ 400 WOG ▪ FORGED LEAD FREE BRASS BODY ▪ SS BALL

UNION PEX VALVE
C/E PEX X C/E PEX



▪ Cold Expansion
▪ Conforms to ASTMF 1960

PART #	SIZE	
945611LF	1/2"	---
945612LF	3/4"	---
945613LF	1"	---
945614LF	1-1/4"	---
945615LF	1 1/2"	---
945616LF	2 "	---

PEX VALVE WITH DROP EAR AND DRAIN
C/E PEX X C/E PEX
WITH DRAIN AND DROP EAR



▪ Cold Expansion
▪ Conforms to ASTMF 1960

PART #	SIZE	
945621LF	1/2"	---
945622LF	3/4"	---
945623LF	1"	---

MALE ADAPTER PEX VALVE
MALE PIPE X C/E PEX



▪ Cold Expansion
▪ Conforms to ASTMF 1960
▪ Thread conforms to ANSI B1.20.1

PART #	SIZE	
945631LF	1/2"	---
945632LF	3/4"	---
945633LF	1"	---

▪ Dezincification resistant (D2B) Lead Free Brass material
▪ Cold expansion pex ends conform to ASTM F1960
▪ Blow out proof stem design

PEX X PEX
PEX ENDS CONFORM TO ASTMF-1807



▪ CSA

PART #	SIZE	
945601LF	1/2"	---
945602LF	3/4"	---
945603LF	1"	---
945604LF	1-1/4"	---
945605LF	1-1/2"	---
945606LF	2"	---

W/TEE HANDLE

PART #	SIZE	
945640LF	3/4"	---

PEX DRAIN VALVE



▪ Conforms to ASTMF 1807

PART #	SIZE	
945650LF	1/2"	---
945651LF	3/4"	---
945652LF	1"	---

PEX x FEMALE PIPE



PART #	SIZE	LIST PRICE
973635LF	1/2"	
973636LF	3/4"	
973637LF	1"	

WARNING: This product can expose you to chemicals, including lead, which are known to the State of California to cause cancer and birth defects or other reproductive harm. For more information, visit www.P65Warnings.ca.gov

LEAD FREE, FULL PORT BRASS BALL VALVES PUSH-FITTING END

FEATURES

- dezincification resistant (DZR) Lead Free Brass Material
- Push-fiting conform ASSE 1061
- Forged Brass Body
- BLow Out Proof Stem Design
- Packing Nut & Packing On the Steam Seal
- Stainless Steel Ball
- Handle with Vinyl Grip
- PERFORMANCE RATING
- 200 psi (CWP) 150 psi (WSP) Service
- Temperature Range: -20° F to 300° F



PUSH FIT VALVES

PART NO.	SIZE	DN	L	L1	L2	H	CV	WT(LBS.)	LIST
943750LF	1/2"	0.524	3.15	0.91	3.46	1.73	14.56		
943751LF	3/4"	0.748	3.55	1.10	3.46	1.89	29.76		
943752LF	1"	0.984	4.14	1.32	4.29	2.14	51.55		

PART NAME	MATERIAL
Body	Lead Free Brass
Seat	PTFE
Ball	Stainless Steel
Packing Nut	Brass
Stem	Brass
Lock Nut	Ferrum/Zinc Plated
Lock Washer	Ferrum/Zinc Plated
Packing	Ptfe
Handle	Ferrum/Chrome Plated
Cap	Lead Free Brass
O-Ring	EPDM
Seat Ring	POM
Gripper Ring	Stainless Steel
Push Ring	POM
Lock Ring	POM
Liner	PSF

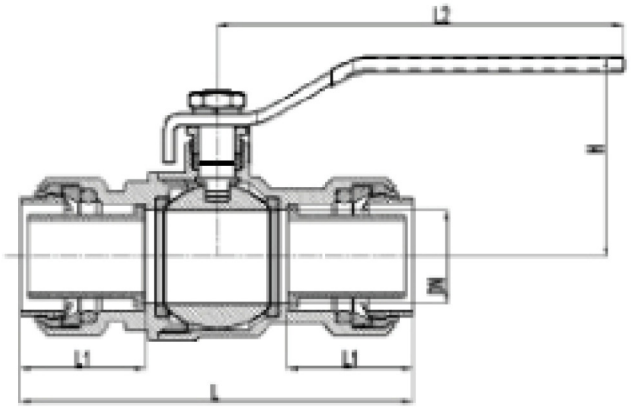

WARNING: This product can expose you to chemicals, including lead, which are known to the State of California to cause cancer and birth defects or other reproductive harm. For more information, visit www.P65Warnings.ca.gov

LEAD FREE GATE/ CHECK/ Y VALVES
LEAD FREE VALVES

BRASS GATE VALVE IPS

•200 WOG (Cold water, oil, gas)
•125 WSP (Saturated Steam)

• Brass Forged body/bonList- stronger than sand castings.
• Superior quality and finish.
• Each valve individually tested.
• Threaded ends to ANSI B1.20.1, Solder ends to ANSI B16.18
• Non rising stem.
• Cast iron handle.
• NSF Approved



BRASS GATE VALVE IPS

PART#	SIZE	LIST PRICE
940130LF	1/4	---
940131LF	3/8	---
940132LF	1/2	---
940133LF	3/4	---
940134LF	1	---
940135LF	1-1/4	---
940136LF	1-1/2	---
940137LF	2	---
940138LF	2-1/2	
940139LF	3	
940140LF	4	

BRASS GATE VALVE C X C



PART#	SIZE	LIST PRICE
940142LF	1/2"	---
940143LF	3/4"	---
940144LF	1"	---
940145LF	1-1/4"	---
940146LF	1-1/2"	---
940147LF	2"	---

BRASS CHECK VALVE



• NSF Approved
• ANSI 61-4

LEAD-FREE

PART #	SIZE	LIST PRICE
944430LF	1/2	---
944431LF	3/4	---
944432LF	1	---
944433LF	1-1/4	---
944434LF	1-1/2	---
944435LF	2	---

CAST BRASS SWING CHECK VALVE IPS SCREWED ENDS

• Working pressure non-shock: 200 psi W.O.G. (cold water, oil, gas) 125 psi WSP (saturated steam)
• Swing type disc.
• Screwed Cap.
• Hard Seat.
• 90^0 Straight Pattern.
• Used to prevent reverse flow in commercial and industrial applications.
• Threaded ends to ANSI B1.20.1. Solder ends ANSI 61-8
• Integral seat.
• NSF Approved



PART #	SIZE	LIST PRICE
940352LF	1/2"	---
940353LF	3/4"	---
940354LF	1"	---
940355LF	1-1/4"	---
940356LF	1-1/2"	---
940357LF	2"	---
940358LF	2½"	
940359LF	3"	
940360LF	4"	

C X C SWING CHECK VALVE



PART #	SIZE	LIST PRICE
940362LF	1/2	---
940363LF	3/4	---
940364LF	1	---
940365LF	1-1/4	---
940366LF	1-1/2	---
940367LF	2	---

CLASS 150 BRASS Y-PATTERN STRAINER



LEAD-FREE

PART#	SIZE	LIST PRICE
940523LF	1/2"	---

WARNING: This product can expose you to chemicals, including lead, which are known to the State of California to cause cancer and birth defects or other reproductive harm. For more information, visit www.P65Warnings.ca.gov

LOW PRESSURE LF BRASS VALVES
LEAD FREE VALVES

LF BRASS FROST FREE SILLCOCK VALVES/ ANTI SIPHON



PART#	SIZE 1/2"MIP & 1/2"SWEAT X 3/4"MHT X	D	H	L	
942150LF	6"	2.20	8.64	3.07	
942151LF	8"	2.20	12.66	3.07	
942152LF	12"	2.20	16.71	3.07	

NO	PARTS	MATERIALS	QTY	WATER CONTACT
1	Bolt	Forged Brass	1	N
2	Name Plate	Aluminium	1	N
3	Handle	Aluminium	1	N
4	Bonnet	Brass Rod	1	N
5	Washer	Stainless Steel	1	N
6	Packing	Rubber (NBR)	1	Y
7	Washer	Stainless Steel	1	Y
8	Pipe	Brass (Copper)	1	Y
9	Stem	Brass Rod	1	Y
10	Spring	Stainless Steel	1	Y
11	O-Ring	Rubber (NBR)	1	Y
12	Spring Seat	Brass Rod	1	Y
13	Flapper	Rubber (NBR)	1	Y
14	Seat	Forged Brass	1	Y
15	Seat Packing	Rubber (NBR)	1	Y
16	Screw	Forged Brass	1	Y
17	Body	Cast Brass	1	Y
18	Pipe	Brass (Copper)	1	Y
19	Nipple	Brass Rod	1	Y
20	Packing	Pom M90	1	N
21	Floating	Pom M90	1	Y
22	Floating Pk	Rubber (NBR)	1	Y
23	O-Ring	Rubber (NBR)	1	Y
24	Packing	Pom M90	1	Y
25	Cap	Brass Rod	1	Y

⚠ **WARNING:** This product can expose you to chemicals, including lead, which are known to the State of California to cause cancer and birth defects or other reproductive harm. For more information, visit www.P65Warnings.ca.gov

LOW PRESSURE LF BRASS VALVES
LEAD FREE VALVES

LEAD FREE

BRASS HOSE BIBB NO KINK VALVES HEAVY DUTY



NO	PARTS	MATERIALS	QTY	WATER CONTACT
1	Bolt	Hot Rolled	1	N
2	Handle	Zinc	1	N
3	Packing Nut	Brass Rod	1	N
4	Packing	Teflon Polyflon	1	Y
5	Bonnet	Brass Rod	1	Y
6	Packing	Nylon	1	Y
7	Stem	Brass Rod	1	Y
8	Seat Packing	Rubber (NBR)	1	Y
9	Screw	Forged Brass	1	Y
10	Body	Cast Brass	1	Y

PART#	NOMINAL SIZE	D	H	L	MIP	LIST
942110LF	1/2" MIP & 1/2" Sweat x 3/4" MHT	2.12	1.97	2.87	1/2"-14NPT	
942111LF	3/4" MIP x 3/4" MHT	2.12	1.97	2.97	3/4"-14NPT	

BRASS HOSE BIBB NO KINK VALVES HEAVY DUTY



NO	PARTS	MATERIALS	QTY	WATER CONTACT
1	Bolt	Hot Rolled	1	N
2	Handle	Zinc	1	N
3	Packing Nut	Brass Rod	1	N
4	Packing	Teflon Polyflon	1	Y
5	Bonnet	Brass Rod	1	Y
6	Packing	Nylon	1	Y
7	Stem	Brass Rod	1	Y
8	Seat Packing	Rubber (NBR)	1	Y
9	Screw	Forged Brass	1	Y
10	Body	Cast Brass	1	Y

PART#	NOMINAL SIZE	D	H	L	MIP	
942112LF	1/2" FIP x 3/4" MHT	2.12	1.97	2.87	1/2"-14NPT	
942113LF	3/4" FIP x 3/4" MHT	2.12	1.97	2.97	3/4"-14NPT	

BRASS HOSE BIBB NO KINK VALVES HEAVY DUTY



NO	PARTS	MATERIALS	QTY	WATER CONTACT
1	Bolt	Hot Rolled	1	N
2	Handle	Zinc	1	N
3	Packing Nut	Brass Rod	1	N
4	Packing	Teflon Polyflon	1	Y
5	Bonnet	Brass Rod	1	Y
6	Packing	Nylon	1	Y
7	Stem	Brass Rod	1	Y
8	Seat Packing	Rubber (NBR)	1	Y
9	Screw	Forged Brass	1	Y
10	Body	Cast Brass	1	Y

PART#	NOMINAL SIZE	D	H	L	
942123LF	3/4" FTG & 1/2" SWEAT x 3/4" MHT	2.12	1.97	2.87	

WARNING: This product can expose you to chemicals, including lead, which are known to the State of California to cause cancer and birth defects or other reproductive harm. For more information, visit www.P65Warnings.ca.gov

LF BRASS BOILER DRAIN



PART#	NOMINAL SIZE	D	H	L	FIP	
942164LF	1/2" FIP x 3/4" MHT	2.08	3.35	1.46	1/2"-14NPT	
942165LF	3/4" FIP x 3/4" MHT	2.08	3.35	1.46	3/4"-14NPT	

NO	PARTS	MATERIALS	QTY	WATER CONTACT
1	Bolt	Hot Rolled	1	N
2	Name Plate	Aluminium	1	N
3	Handle	Zinc	1	N
4	Packing Nut	Brass Rod	1	N
5	Packing	Teflon Polyflon	1	Y
6	Bonnet	Brass Rod	1	Y
7	Packing	Nylon	1	Y
8	Stem	Brass Rod	1	Y
9	Seat Packing	Rubber (NBR)	1	Y
10	Screw	Forged Brass	1	Y
11	Body	Cast Brass	1	Y

LF BOILER DRAIN



PART#	NOMINAL SIZE	D	H	L	MIP	
942162LF	1/2"MIP & 1/2" SWEAT X 3/4" MHT	2.08	3.50	1.46	1/2"-14NPT	
942163LF	3/4" MIP x 3/4" MHT	2.08	3.58	1.46	3/4"-14NPT	

NO	PARTS	MATERIALS	QTY	WATER CONTACT
1	Nut	Hot Rolled	1	N
2	Name Plate	Aluminium	1	N
3	Handle	Cast Iron	1	N
4	Packing Nut	Brass Rod	1	N
5	Packing	Rubber (NBR)	1	Y
6	Bonnet	Cast Brass	1	Y
7	Stem	Cast Brass	1	Y
8	Seat Packing	Rubber (NBR)	1	Y
9	Screw	Forged Brass	1	Y
10	Body	Cast Brass	1	Y

LF BRASS BOILER DRAIN SPOUT- ANGLE



PART#	NOMINAL SIZE	D	H	L	MIP	
942134LF	1/2" MIP & 1/2" Sweat x 3/4" MHT	2.12	2.16	1.14	1/2"-14NPT	
942135LF	3/4" MIP x 3/4" MHT	2.12	2.16	1.14	3/4"-14NPT	

NO	PARTS	MATERIALS	QTY	WATER CONTACT
1	Nut	Hot Rolled	1	N
2	Name Plate	Aluminium	1	N
3	Handle	Cast Iron	1	N
4	Packing Nut	Brass Rod	1	N
5	Packing	Rubber (NBR)	1	Y
6	Bonnet	Cast Brass	1	Y
7	Stem	Cast Brass	1	Y
8	Seat Packing	Rubber (NBR)	1	Y
9	Screw	Forged Brass	1	Y
10	Body	Cast Brass	1	Y

LF BRASS BOILER DRAIN SPOUT- ANGLE



PART#	NOMINAL SIZE	D	H	L	FIP	
942132LF	1/2" FIP X 3/4" MHT	2.12	2.16	1.14	1/2"-14NPT	
942133LF	3/4" FIPT X 3/4" MHT	2.12	2.16	1.14	3/4"-14NPT	

NO	PARTS	MATERIALS	QTY	WATER CONTACT
1	Bolt	Hot Rolled	1	N
2	Name Plate	Aluminium	1	N
3	Handle	Zinc	1	N
4	Packing Nut	Brass Rod	1	N
5	Packing	Teflon Polyflon	1	Y
6	Bonnet	Brass Rod	1	Y
7	Packing	Nylon	1	Y
8	Stem	Brass Rod	1	Y
9	Seat Packing	Rubber (NBR)	1	Y
10	Screw	Forged Brass	1	Y
11	Body	Cast Brass	1	Y

WARNING: This product can expose you to chemicals, including lead, which are known to the State of California to cause cancer and birth defects or other reproductive harm. For more information, visit www.P65Warnings.ca.gov

LOW PRESSURE LF BRASS VALVES
LEAD FREE VALVES

LEAD FREE

LF SILLCOCK VALVE WITH PEX CONNECTIONS



NO	PARTS	MATERIALS	QTY	WATER CONTACT
1	Nut	Hot Rolled	1	N
2	Name Plate	Aluminium	1	N
3	Handle	Cast Iron	1	N
4	Packing Nut	Brass Rod	1	N
5	Packing	Rubber (NBR)	1	Y
6	Bonnet	Cast Brass	1	Y
7	Stem	Cast Brass	1	Y
8	Seat Packing	Rubber (NBR)	1	Y
9	Screw	Forged Brass	1	Y
10	Body	Cast Brass	1	Y

PART#	NOMINAL SIZE	B	C	D	H	L	
942142LF	1/2" PEX F1807 x 3/4" MHT	2.58	0.22	2.09	2.40	2.34	
942143LF	3/4" PEX F1807 x 3/4" MHT	2.58	0.22	2.09	2.40	2.40	

LF SILLCOCK VALVE WITH PEX CONNECTIONS (COLD EXPANSION)



NO	PARTS	MATERIALS	QTY	WATER CONTACT
1	Nut	Hot Rolled	1	N
2	Name Plate	Aluminium	1	N
3	Handle	Cast Iron	1	N
4	Packing Nut	Brass Rod	1	N
5	Packing	Rubber (NBR)	1	Y
6	Bonnet	Cast Brass	1	Y
7	Stem	Cast Brass	1	Y
8	Seat Packing	Rubber (NBR)	1	Y
9	Screw	Forged Brass	1	Y
10	Body	Cast Brass	1	Y

PART#	NOMINAL SIZE	B	C	D	H	L	
942144LF	1/2" PEX F1960 x 3/4" MHT	2.58	0.22	2.08	2.40	2.34	
942145LF	3/4" PEX F1960 x 3/4" MHT	2.58	0.22	2.08	2.40	2.40	

VACUUM BREAKER



- Male hose and female hose threads can be broken off for permanent attachment
- Set screw
- Vandal proof
- Rough brass construction
- Prevents back-siphonage on hoses to prevent potable water from getting contaminated
- Certified under ASSE Std. 1011
- UPC
- CSA

PART #	SIZE	LIST PRICE
947055LF	3/4" x 3/4"	---

WARNING: This product can expose you to chemicals, including lead, which are known to the State of California to cause cancer and birth defects or other reproductive harm. For more information, visit www.P65Warnings.ca.gov

LF FIP ANGLE VALVE WITH HANDWHEEL



PART #	SIZE	LIST PRICE
947404LF	3/4"	---
947405LF	1"	---
947406LF	1-1/4"	---
947407LF	1-1/2"	---
947408LF	2"	---

LF FIP ANGLE VALVE WITH CROSS HANDLE



PART #	SIZE	LIST PRICE
947414LF	3/4"	---
947415LF	1"	---
947416LF	1-1/4"	---
947417LF	1-1/2"	---
947418LF	2"	---

LF FIP ANGLE GLOBE VALVE WITH CROSS HANDLE



PART #	SIZE	LIST PRICE
947424	3/4"	---
947425	1"	---
947426	1-1/4"	---
947427	1-1/2"	---
947428	2"	---

LF FIP ANGLE GLOBE VALVE WITH UNION AND CROSS HANDLE



PART #	SIZE	LIST PRICE
947436	1-1/4"	---
947437	1-1/2"	---
947438	2"	---

WARNING: This product can expose you to chemicals, including lead, which are known to the State of California to cause cancer and birth defects or other reproductive harm. For more information, visit www.P65Warnings.ca.gov

VALVES



VALVES

Forged Brass
Full Port Ball
Locking Handle
Butterfly Handle
N/P Ball Valve
Italian Ball Valve
M X F Ball Valve
Spring Handle Ball Valve
Right Angle Ball valve
Wye, 3-Way Ball Valve
Safety Exhaust Ball Valve
Gas Valves
Mini Ball Valves
3-Way Valves
MISC
Gate Valves
Y Strainer
Check Valves

Stainless Steel Valves

Ball Valves
SS Mini Ball Valve
Check Valves
Y-strainer, Globe,Gate

Carbon Steel Valves
Ball Valves
Check Valves

Ductile Iron

Butterfly
Check
Gate
Ductile Iron Valves
Vertical Post Indicator



BALL VALVE PRIVATE LABEL PROGRAM

Midland will put your company name and logo on our ball valve handle for FREE. Simply place a minimum blanket order of 10 cases per size and Midland will stock them under a special part # for your access only. Please allow 90-120 days for delivery on the first shipment only: Then have them delivered as you need them!

WARNING: This product can expose you to chemicals, including lead, which are known to the State of California to cause cancer and birth defects or other reproductive harm. For more information, visit www.P65Warnings.ca.gov

FORGED BRASS BALL VALVE

• BRASS • 600WOG • FULL PORT

UL842, UL258, UL125,FM

ISO 9002 Manufacturer

FEATURES

Made in China

1/4-2" 600 PSI non-shock cold water, gas, oil - 150 PSI saturated steam

2-1/2"- 4" 400 PSI non-shock cold water, gas, oil

- Suitable for full range of liquids and gases
- Minimal pressure drop due to large full size ports
- Bottom loaded, pressure retaining stem
- Pressure rated for 1/4"-2" at 600psi (42 bars) and 2-1/2"-4" at 400 psi WOG (non-shock) and 150 WSP (10.34 bars) saturated steam. Virgin PTFE stem packing seal, thrust washer and seats
- Yellow vinyl insulator on heavy duty plated carbon steel handles
- Fast 1/4 turn open or close operation
- Not Lead Free
- Good for gasoline and diesel
- Low operating torque
- Adjustable stem packing gland
- Maximum operating temperature: 302^{0}F (150^0 C)
- Minimum operating temperature: -22^{0}F (-30^{0}C)
- Each valve individually tested
- Forged Brass - for more strength
- Threaded ends to ANSI B1.20.1
- Hard chromium plated solid ball
- Bottom entry, blow-out proof stem
- Deeper threads - for better connections



▪ Generic Handles

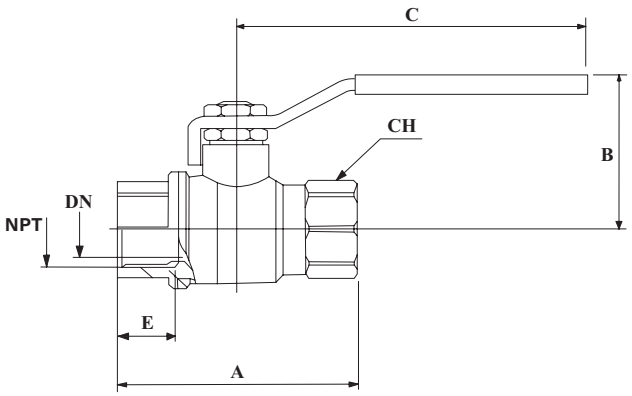

PART#	SIZE	DIMENSION INCHES						WEIGHT	BOX/CASE	LIST PRICE
	NPT	DN	A	B	C	E	CH			
940171	1/4"	0.39	1.75	1.92	3.54	0.46	0.78	0.34	70/140	---
940172	3/8"	0.41	1.75	1.92	3.54	0.46	0.78	0.30	70/140	---
940173	1/2"	0.58	2.05	2.08	3.54	0.52	0.98	0.44	50/100	---
940174	3/4"	0.75	2.36	2.30	3.78	0.56	1.20	0.67	30/60	---
940175	1"	0.94	2.75	2.68	4.52	0.66	1.50	1.05	20/40	---
940176	1-1/4"	1.26	3.30	3.14	4.52	0.70	1.82	1.50	12/24	---
940177	1-1/2"	1.57	3.66	3.61	5.51	0.72	2.09	2.30	9/18	---
940178	2"	1.97	4.18	3.68	5.51	0.74	2.62	3.38	6/12	---
940179*	2-1/2"	2.52	5.38	4.76	8.66	1.01	3.36	7.61	3/6	---
940180*	3"	2.95	6.04	5.08	8.66	1.11	3.86	11.10	2/4	---
940181*	4"	3.89	7.38	5.86	9.00	1.22	4.89	12.12	1/2	---

* 400 PSI

* Add 'H' to part # to order handles *

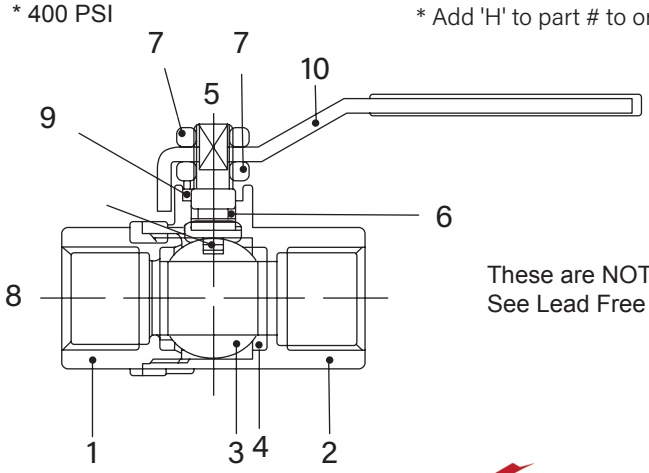

These are NOT Lead Free
See Lead Free SWT Valves

POS	COMPONENTS	MATERIALS	N
1	Body	Forged Brass	1
2	End Connection	Forged Brass	1
3	Ball	CP Brass	1
4	Ball Seat	P.T.F.E.	2
5	Stem	Brass	1
6	Gland	Brass	1
7	Nut	Steel	1
8	Spring Inseat	Steel	1
9	Stem Seal	P.T.F.E.	1
10	Handle	Steel	1

WARNING: This product can expose you to chemicals, including lead, which are known to the State of California to cause cancer and birth defects or other reproductive harm. For more information, visit www.P65Warnings.ca.gov

BUTTERFLY HANDLE BALL VALVE
VALVES

LOCKING HANDLE BALL VALVE

• BRASS • 600WOG • FULL PORT



See specs on previous page

• Generic Handles

PART#	SIZE	DIMENSION INCHES						WEIGHT	BOX/CASE	LIST PRICE
	NPT	DN	A	B	C	E	CH			
940171L	1/4"	0.31	1.73	1.84	3.15	0.49	0.71	0.39	70/140	---
940172L	3/8"	0.39	1.81	1.88	3.86	0.49	0.79	0.35	70/140	---
940173L	1/2"	0.58	2.23	2.09	3.43	0.61	0.98	0.49	50/100	---
940174L	3/4"	0.75	2.48	2.24	3.62	0.62	1.20	0.78	30/60	---
940175L	1"	0.94	2.95	2.67	4.42	0.73	1.50	1.18	20/40	---
940176L	1-1/4"	1.26	3.42	3.05	4.73	0.77	1.81	1.76	12/24	---
940177L	1-1/2"	1.57	3.78	3.51	5.18	0.78	2.09	2.53	9/18	---
940178L	2"	1.97	4.18	3.84	5.24	0.75	2.60	3.53	6/12	---

BUTTERFLY HANDLE BALL VALVE

• BRASS • 600WOG • FULL PORT



See specs on previous page

PART#	SIZE						WEIGHT	BOX/CASE	LIST PRICE
	NPT	A	B	C	D	E			
940171T	1/4"	1.75	1.488	1.831	0.315	0.457	0.342	70/140	---
940172T	3/8"	1.756	1.488	1.831	0.394	0.457	0.31	70/140	---
940173T	1/2"	2.047	1.756	2.394	0.583	0.520	0.44	50/100	---
940174T	3/4"	2.362	1.921	2.394	0.748	0.563	0.68	30/60	---

• Not Lead Free AB1953 Compliant

WARNING: This product can expose you to chemicals, including lead, which are known to the State of California to cause cancer and birth defects or other reproductive harm. For more information, visit www.P65Warnings.ca.gov

ITALIAN BALL VALVE

• BRASS • 600WOG • FULL PORT

5 PSIG C US

UL842, UL258, UL125,FM

ISO 9002 Manufacturer

FEATURES

CSA AGA 3.88 5 PSIG IAMPO IGC 157 - 2004b MADE IN ITALY

- **SOLID CHROME PLATED BRASS BALL**
- Suitable for full range of liquids and gases
- Minimal pressure drop due to large full size ports
- Bottom loaded, pressure retaining stem
- Pressure rated at 600psi (42 bars) WOG (non-shock) and 150 WSP (10.34 bars) saturated steam. Virgin TFE stem packing seal, thrust washer and seats.
- Yellow vinyl insulator on heavy duty plated carbon steel handles.
- Fast 1/4 turn open or close operation
- Low operating torque
- Flow can go both directions
- Generic Handles
- **Adjustable stem packing gland**
- Maximum operating temerature: 248^{0}F (120^0 C)

at 600 PSI

- Minimum operating temperature: -20^{0}F (-40^{0}C)
- Each valve individually tested
- Forged Brass - for more strength
- Threaded ends to ANSI B1.20.1
- Hard chromium plated solid ball
- Bottom entry, blow-out proof stem
- Deeper threads - for better connections



Female x Female

• REVERSIBLE HANDLES

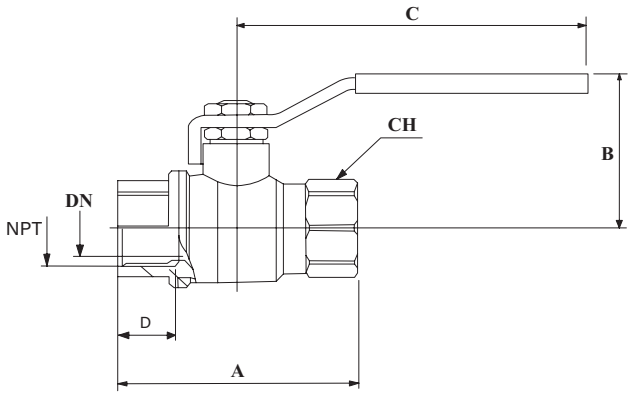

PART#	SIZE	DIMENSION INCHES						WEIGHT	BOX/CASE	LIST PRICE
	NPT	DN	A	B	C	D	CH			
943200	1/4"	.39	1.96	1.53	3.31	.43	.75	0.36	24/96	---
943201	3/8"	.39	1.96	1.53	3.31	.43	.86	0.40	24/96	---
943202	1/2"	.57	2.09	1.57	3.25	.46	.98	0.44	20/80	---
943203	3/4"	.75	2.28	1.77	3.80	.49	1.22	0.57	14/56	---
943204	1"	.94	2.80	2.03	3.80	.59	1.50	0.89	6/24	---
943205	1-1/4"	1.24	3.50	2.32	4.72	0.72	1.85	1.64	4/16	---
943206	1-1/2"	1.49	3.90	3.02	6.38	0.85	2.13	2.78	2/8	---
943207	2"	1.96	4.07	3.27	6.38	.65	2.64	3.21	2/8	---
942208	2-1/2"	2.48	5.80	4.98	7.54	1.06	3.31	6.97	5	---
942209	3"	2.99	6.85	5.63	8.86	1.14	3.89	10.34	3	---
942210	4"	3.54	7.67	6.04	8.86	1.22	4.80	18.77	1	---

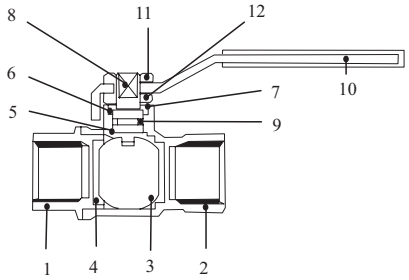

POS	COMPONENTS	MATERIALS	N
1	Body	Forged Brass	1
2	End Connection	Forged Brass	1
3	Ball	CP Brass	1
4	Ball Stems	P.T.F.E.	2
5	Stem Antif. Seat	P.T.F.E.	1
6	Stem Seat	P.T.F.E.	1
7	Brass Ring	Brass	1
8	Stem	Brass	1
9	O-Ring	NBR 80	1
10	Handle	Steel	1
11	Nut	Steel	1
12	Nut	Brass	1

WARNING: This product can expose you to chemicals, including lead, which are known to the State of California to cause cancer and birth defects or other reproductive harm. For more information, visit www.P65Warnings.ca.gov

MALE X FEMALE BRASS BALL VALVE

• 600WOG • FULL PORT

UL842, UL258

- Solid chrome plated brass ball
- Suitable for full range of liquids and gases.
- Minimal pressure drop due to large full size ports.
- Bottom loaded, pressure retaining stem.
- Pressure rated at 600psi (42 bars) WOG (non-shock) and 150psi (10.34 bars) saturated steam. Virgin TFE stem packing seal, thrust washer and seats.
- Yellow vinyl insulator on heavy duty plated carbon steel handles.
- Fast 1/4 turn open or close operation.
- Flow both directions.
- Low operating torque.
- Adjustable stem packing gland.
- Generic Handles
- Maximum operating temperature: 248^{0}F (120^{0}C)
- Minimum operating temperature: -20^{0}F (-40^{0}C)
- Each valve individually tested.
- Forged Brass - for more strength.
- Threaded ends to ANSI B1.20.1
- Hard chromium plated solid ball
- Bottom entry, blow-out proof stem.
- Made in China



• Not Lead Free

PART#	SIZE	NPT	A	B	C	D	E	WEIGHT	BOX/CASE	LIST PRICE
948170	1/4"	1/4 - 18	2.016	1.689	2.756	0.315	0.457	0.29	70/140	---
948171	3/8"	3/8 - 18	2.094	1.89	3.543	0.394	0.457	0.33	70/140	---
948172	1/2"	1/2 - 14	2.343	2.05	3.543	0.583	0.520	0.47	50/100	---
948173	3/4"	3/4 - 14	2.618	2.20	3.780	0.748	0.563	0.68	30/60	---
948174	1"	1 - 11.5	3.000	2.579	4.528	0.945	0.630	1.11	20/40	---
948175	1-1/4"	1-1/4 - 11.5	3.563	2.953	4.528	1.260	0.709	1.70	12/24	---
948176	1-1/2"	1-1/2 - 11.5	3.965	3.346	5.512	1.575	0.717	2.50	9/18	---
948177	2"	2 - 11.5	4.496	3.681	5.512	1.969	0.748	3.57	6/12	---

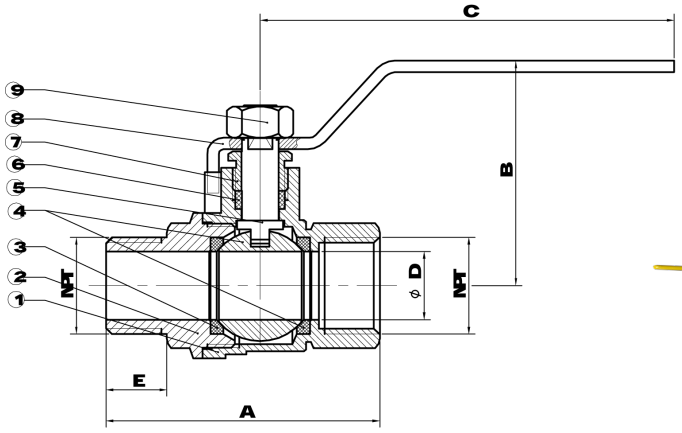

POS	COMPONENTS	MATERIALS
1	Body	C37700
2	End Cap	CS7700
3	Ball Seat	PTFE
4	Ball	CS7700
5	Stem	CS7700
6	Stem Reducing	PTFE
7	Reducing Nut	CS7700
8	Lever Handle	1008
9	Stem Nut	A570 Gr.A



Locking Handle option



Tee handle option

WARNING: This product can expose you to chemicals, including lead, which are known to the State of California to cause cancer and birth defects or other reproductive harm. For more information, visit www.P65Warnings.ca.gov

ITALIAN MALE X FEMALE BALL VALVE

• BRASS • 600WOG • FULL PORT

Gas Approved

5 PSIG

UL842, UL258, UL125,FM

CSA AGA 3.88 5 PSIG

Made in Italy

ISO 9002 Manufacturer

FEATURES

- Solid chrome plated brass ball
- Suitable for full range of liquids and gases.
- Minimal pressure drop due to large full size ports.
- Bottom loaded, pressure retaining stem.
- Pressure rated at 600psi (42 bars) WOG (non-shock) and 150psi (10.34 bars) saturated steam. Virgin TFE stem packing seal, thrust washer and seats.
- Yellow vinyl insulator on heavy duty plated carbon steel handles.
- Fast 1/4 turn open or close operation.
- Generic Handles
- Flow both directions.
- Low operating torque.
- Adjustable stem packing gland.
- Maximum operating temperature: 248^{0}F (120^{0}C) at 600 p.s.i
- Minimum operating temperature: -20^{0}F (-40^{0}C)
- KV: Pressure drop m^3/h.
- Each valve individually tested.
- Forged Brass - for more strength.
- Threaded ends to ANSI B1.20.1
- Hard chromium plated solid ball
- Bottom entry, blow-out proof stem.
- Deeper threads - for better connections.

MADE IN ITALY



MIP x FIP

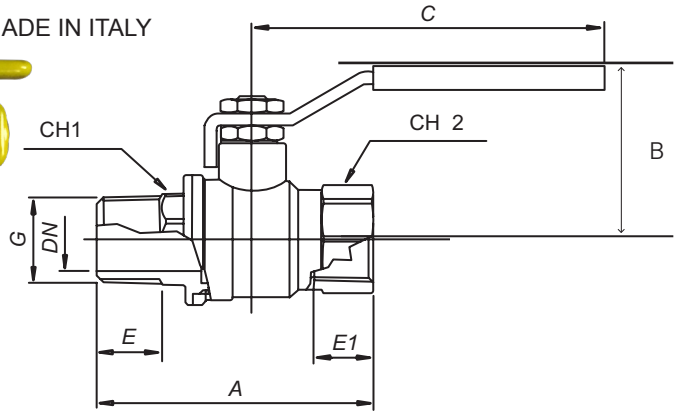

PART#	SIZE	DN	A	B	C	E	E1	CH1	CH2	WEIGHT	BOX/CASE	LIST PRICE
948101	1/4"	.39	2.18	1.53	3.28	.39	.43	.55	.75	0.35	24/96	---
948102	3/8"	.39	2.20	1.53	3.28	.43	.43	.71	.86	0.35	24/96	---
948103	1/2"	.57	2.54	1.57	3.28	.62	.46	.87	.98	0.42	14/56	---
948104	3/4"	.75	2.75	1.77	3.80	.55	.49	1.12	1.22	0.68	12/48	---
948105	1"	.94	3.23	2.03	3.80	.69	.59	1.34	1.50	0.95	6 /24	---
948106	1-1/4"	1.24	3.86	2.32	4.63	.81	.79	1.69	1.90	1.66	4/16	---
948107	1-1/2"	1.49	4.20	2.98	6.28	.85	.64	2.15	2.13	2.83	2/8	---
948108	2"	1.96	4.90	3.27	6.38	.90	.75	2.40	2.64	4.22	1/4	---

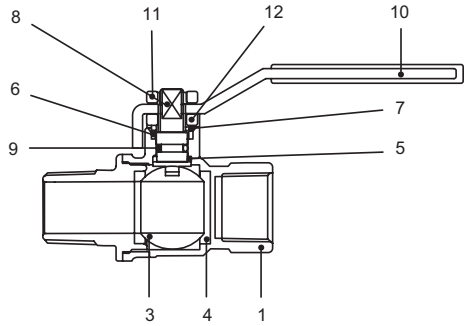

POS	COMPONENTS	MATERIALS	N
1	Body	CW617N Forged Brass	1
2	End Connection	CW617N Forged Brass	1
3	Ball	CW617N CP Brass	1
4	Ball Stems	P.T.F.E.	2
5	Stem Antif. Seat	P.T.F.E.	1
6	Stem Seat	P.T.F.E.	1
7	Brass Ring	CW617N Brass	1
8	Stem	CW617N Brass	1
9	O-Ring	NBR 80	1
10	Handle	UNI EN 10025 Steel	1
11	Nut	UN 5771 Steel	1
12	Nut	CW617N Brass	1

• Not Lead Free

WARNING: This product can expose you to chemicals, including lead, which are known to the State of California to cause cancer and birth defects or other reproductive harm. For more information, visit www.P65Warnings.ca.gov

TEE HANDLE BALL VALVE
MALE X FEMALE

UL842, UL258



Features
- Thread conform ANSI B1.20.1
- Forged brass body
- Blow out proof stem design
- Packing nut, O-Ring and packing on the stem seal
- Chrome Plated Brass Ball
- Handle with vinyl grip

Performance rating
- 600 PSI (WOG) 150 PSI (WSP) Service
- Temperature range: -20° F to 300° F
- Made in China
- Not lead free

PART#	SIZE	DIMENSION INCHES							
	NPT	A	B	C	D	E	WEIGHT	BOX/CASE	LIST PRICE
948170T	1/4"	2.016	1.27	2.67	0.315	0.457	0.26	70/140	---
948171T	3/8"	2.094	1.213	2.67	0.394	0.457	0.33	70/140	---
948172T	1/2"	2.343	1.61	3.12	0.583	0.520	0.49	50/100	---
948173T	3/4"	2.618	1.26	3.12	0.748	0.563	0.66	30/60	---
948174T	1"	3.000	1.921	3.701	0.945	0.630	1.06	20/40	---
948175T	1-1/4"								---

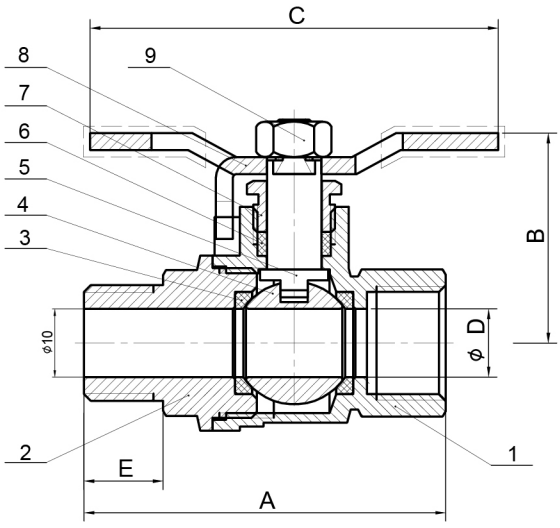

ITEM	PART	MATERIALS
1	Body	Brass
2	End Cap	Brass
3	Ball Seat	PTFE
4	Ball	C/P Brass
5	Stem	Brass
6	Stem Packing	PTFE
7	Packing Nut	Brass
8	T-Handle	Nickel plating steel
9	Stem Nut	Brass plating steel

WARNING: This product can expose you to chemicals, including lead, which are known to the State of California to cause cancer and birth defects or other reproductive harm. For more information, visit www.P65Warnings.ca.gov

LOCKING HANDLE BALL VALVES - FEMALE X MALE

VALVES

UL842, UL258

Features

- Thread conform ANSI B1.20.1
- Forged brass body
- Blow out proof stem design
- Packing nut, O-Ring and packing on the stem seal
- Chrome Plated Brass ball
- Handle with vinyl grip

Performance rating

- 600 PSI (WOG) 150 PSI (WSP) Service
- Temperature range: -20° F to 300° F
- Made in China
- Not lead free



PART#	SIZE	DIMENSION INCHES							
	NPT	A	B	C	D	E	WEIGHT	BOX/CASE	LIST PRICE
948170L	1/4"	2.016	1.732	3.543	0.315	0.457	0.32	70/140	---
948171L	3/8"	2.094	1.732	3.543	0.394	0.457	0.37	70/140	---
948172L	1/2"	2.343	1.941	3.543	0.583	0.520	0.50	50/100	---
948173L	3/4"	2.618	2.106	3.78	0.748	0.563	0.77	30/60	---
948174L	1"	3.000	2.579	4.528	0.945	0.630	1.21	20/40	---
948175L	1-1/4"	3.563	2.961	4.528	1.260	0.709	1.74	12/24	---
948176L	1-1/2"	3.965	3.366	5.36	1.575	0.717	2.58	9/18	---
948177L	2"	4.496	3.701	5.36	1.969	0.748	3.73	6/12	---

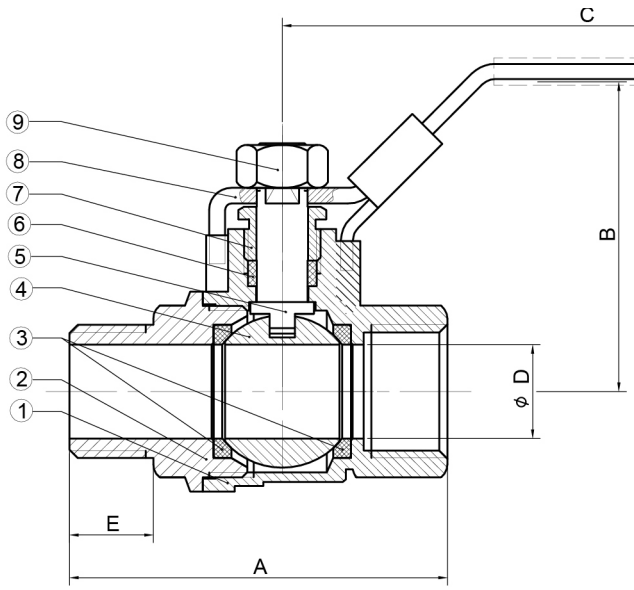

ITEM	PART	MATERIALS
1	Body	Brass
2	End Cap	Brass
3	Ball Seat	PTFE
4	Ball	C/P Brass
5	Stem	Brass
6	Stem Packing	PTFE
7	Packing Nut	Brass
8	Lever Handle	Nickel plating steel
9	Stem Nut	Brass plating steel

WARNING: This product can expose you to chemicals, including lead, which are known to the State of California to cause cancer and birth defects or other reproductive harm. For more information, visit www.P65Warnings.ca.gov

NICKEL PLATED BALL VALVE

• BRASS • 600WOG • FULL PORT • NO APPROVALS

Vacuum service to 29 inches Hg
600 psi (WOG) 150 psi (WSP) Service
Thread conform ANSI B1.20.1
Temperature Range : -40° F to 365° F
Construction:Forging Brass Body, Nickel plated
PTFE Ball Seats
Blow Out Proof Brass Stem
Steel Handle w/Vinyl Grip
Made in China

▪ Not Lead Free



▪ Generic Handles

FIP X FIP NICKEL PLATED BALL VALVE

PART #	SIZE	OD	A	B	C	E	F	G	H	WEIGHT	BOX/CASE	LIST PRICE
941151NP	1/4"	0.394	1.73	1.69	3.35	0.453	0.945	2.154	4.331	0.32	10/120	---
941152NP	3/8"	0.394	1.73	1.69	3.35	0.473	0.945	2.154	4.331	0.32	10/120	---
941153NP	1/2"	0.524	1.89	1.73	3.35	0.472	1.083	2.276	4.291	0.36	10/100	---
941154NP	3/4"	0.748	2.28	1.89	3.35	0.563	1.378	2.579	4.488	0.57	10/80	---
941155NP	1"	0.984	2.80	2.14	4.29	0.650	1.772	3.031	5.689	0.65	8/48	---
941156NP	1-1/4"	1.240	3.15	2.32	4.29	0.669	2.165	3.398	5.866	1.75	4/36	---
941157NP	1-1/2"	1.476	3.44	2.66	5.63	0.701	2.50	3.909	7.343	2.10	2/24	---
941158NP	2"	1.949	4.06	3.01	5.63	0.708	3.244	4.638	7.638	3.35	2/12	---

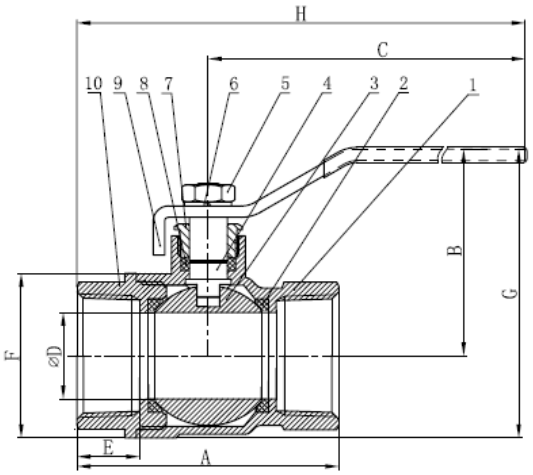

NO	ITEM		MATERIAL
1	Body	1	NP Brass
2	Seat	2	PTFE
3	Ball	1	Brass CP
4	Stem	1	Brass/ NP
5	Handle Nut	1	Plated Steel
6	Lock Washer	1	Plated Steel
7	Packing Nut	1	Brass/ NP
8	Packing	1	PTFE
9	Handle	1	Plated Steel
10	Cap	1	Brass/ NP
		1	Plated Steel
		1	Lead Free Brass

WARNING: This product can expose you to chemicals, including lead, which are known to the State of California to cause cancer and birth defects or other reproductive harm. For more information, visit www.P65Warnings.ca.gov

N/P BALL VALVE W/SS TRIM

• NICKEL PLATED • SS BALL, HANDLE, NUT & STEM
• LOCKING HANDLE • W/APPROVALS

Gas Approved
UL842, UL258, UL125,FM
CSA AGA 3.88 5 PSIG

Features
- **Vacuum service to 29 inches Hg**
- Thread Conform ANSI B1.20.1
- Forged Brass Body
- Blow Out Proof Stem Design
- Packing Nut, O-RING & Packing On The Stem Seal
- Stainless Steel Ball, Handle, Nut&Stem
- Handle With Vinyl Grip

Performance rating
- 600 PSI (WOG) 150 PSI (WSP) Service
- Temperature range: -20° F to 300° F
- Made in China
- Not lead free
- No more rusty handles



• Generic Handles

PART#	SIZE	D	L	H	W	CV	WT.(LBS.)	BOX/CASE	LIST PRICE
941121NP	1/4	0.394	3.22	1.84	1.73	8.23	0.326	10/120	---
941122NP	3/8	0.394	3.22	1.84	1.73	8.23	0.320	10/120	---
941123NP	1/2	0.591	3.22	2.02	2.24	18.55	0.474	10/100	---
941124NP	3/4	0.748	4.04	2.40	2.52	29.76	0.785	10/80	---
941125NP	1	0.984	4.08	2.20	2.97	51.55	1.155	8/48	---
941126NP	1-1/4	1.259	5.20	3.05	3.44	84.42	1.797	4/36	---
941127NP	1 1/2	1.574	5.20	3.18	3.88	131.93	2.447	2/24	---
941128NP	2	1.941	5.20	3.48	4.33	200.35	3.477	2/12	---

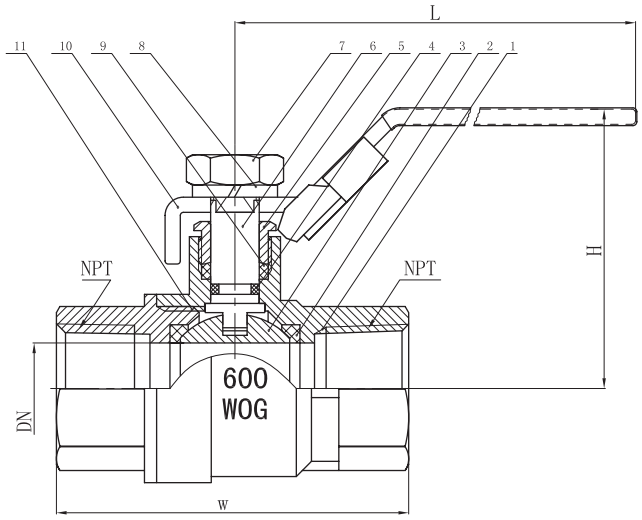

PART NAME	MATERIAL
Body	Brass/ Nickel Plated
Seat	PTFE
Ball	Stainless Steel
O-ring	Fluoroelastomer
Packing Nut	Brass/ Nickel Plated
Stem	Stainless Steel
Handle Nut	Stainless Steel
Lock Washer	Stainless Steel
Packing	PTFE
Handle	Stainless Steel
Cap	Brass/ Nickel Plated

WARNING: This product can expose you to chemicals including lead, which is known to the State of California to cause cancer and birth defects or other reproductive harm. For more information, visit www.P65Warnings.ca.gov

SPRING HANDLE/ RIGHT ANGLE
VALVES

BRASS SPRING HANDLE BALL VALVE

Working pressure:600 PSI for brass
Temperature Range:-40°F to 365°F(-40°C to +185°C)
Material:Brass
Spring Lever Handle w/Vinyl Grip
Made in China
Not lead free



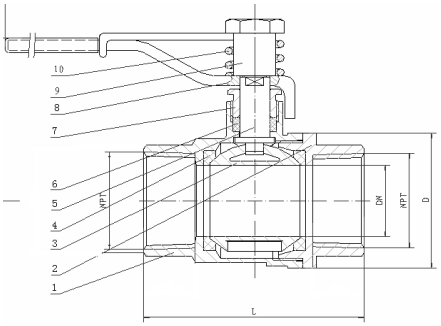

PART #	PART NAME	MATERIAL
1	Body	Brass
2	Bonnet	Brass
3	Ball	Brass
4	Sealing Seat	PTFE
5	Stem	Stainless Steel
6	Packing Ring	PTFE
7	Gland	Brass
8	Handle	Stainless Steel
9	Bolt	Brass
10	Spring	Stainless Steel

PART#	SIZE	L	D	DN	H	L3	WTG	BOX/CASE	LIST PRICE
947103	1/2"	2.19	1.24	0.59	1.83	4.24	0.54	10/80	---
947104	3/4"	2.38	1.5	0.75	2.19	4.24	0.72	5/40	---
947105	1"	3.23	1.91	0.98	2.49	4.71	1.32	5/30	---

RIGHT ANGLE BRASS BALL VALVE

Working pressure: 250PSI
Temperature Range -40° to 400°F(-40 °C to +205 °C)
With lever Handle Polytetrafluoroethylene seats 2-pc,full port Heavy Duty forged Body Steel Handle w/Vinyl GripMade in China
Not lead free



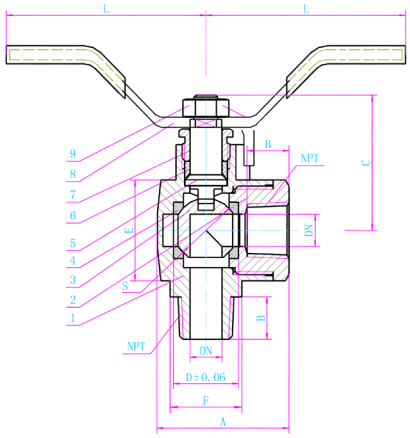

PART #	MATE-RIAL
1	Brass
2	Cap
3	Ball
4	Seat
5	Stem
6	Stuffing
7	Packing Nut
8	Handle
9	Nut

PART #	SIZE	A	B	C	D	S	DN	L	E	F	WTG	BOX/CASE	LIST PRICE
947111	1/4	1.59	0.41	1.40	0.64	0.63	0.32	2.60	0.98	0.65	0.34	12/120	---
947112	3/8	1.59	0.41	1.40	0.73	0.71	0.39	2.60	0.98	0.65	0.36	12/120	---
947113	1/2	1.73	0.55	1.40	0.79	0.87	0.55	2.60	1.08	0.83	0.47	10/80	---

WARNING: This product can expose you to chemicals, including lead, which are known to the State of California to cause cancer and birth defects or other reproductive harm. For more information, visit www.P65Warnings.ca.gov

3 WAY AND SAFETY EXHAUST BALL VALVES

VALVES

3-WAY WYE BRASS BALL VALVE,VENTED AND UNVENTED

- Max.pressure:W.O.G.(water,oil,inert gas)
  Unvented Valve:600psi@70ºF
  Vented Valve:250psi@70ºF
  W.S.P.(working steam pressure)
  Unvented Valve:150psi@365ºF
  Vented Valve:Not related
- Vacuum Rating:29"Hg
- Temperature Range:-40º to 365ºF
- Ports:Full

PART#	PART NAME	MATERIAL
1	Body	Brass Nickel Plated
2	Seat	PTFE
3	Ball	Brass,Cr.Plated
4	Cap	Brass Nickel Plated
5	Stem	Brass
6	O-Ring	Fluoroelastomer
7	Handle	Stainless Steel
8	Nut	Steel

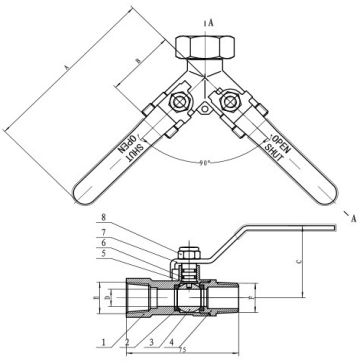

Designed for the portable air compressor industry,these valves control the flow of water, oil, and inert gases in two direction and are great for mixing and diverting. They have a single female inlet and two male outlets with two ball valves.Valves are Brass Nickel Plated and have chrome-plated brass balls,brass blow-out proof stems ,PTFE seats and seals,and steel lever handles with vinyl grips.Vented valves has a drilled hole on the two valve balls and body that vents compressed air in the line when valve is closed. Connections:1"NPT female inlet and 3/4"NPT male outlet. • Made in China • Not lead free



NON-VENTED

NOW WITH STAINLESS STEEL HANDLES



VENTED

PART #	BALL	E	F	A	B	C	D	G	WTG	BOX/CASE	LIST PRICE
947125	Non-vented	1" Female	3/4" Male	5.18"	2.5"	2.05"	0.59"	90°	1.43	2/24	---
947126	Vented								1.48	2/24	---

EXHAUST VALVES
AUTOMATIC DRAIN & LATCH LOCK HANDLE

Full port hot forged brass ball valve, blow-out proof stem, downstream automatic vent with lockable handle in compliance with OSHA requirements.

- Maximum working pressure: 200 PSI (CWP).
- Temperature rating: +15°F through +210°F.
- Made in Italy
- Not lead free



• w/ 10/32 UNP tap for drain.
on all sizes

OPEN

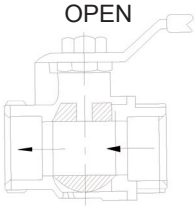

Valve - open position. Drain vent shut off.

CLOSED

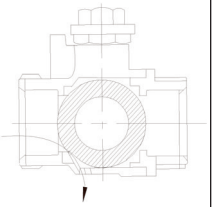

PART#	SIZE	LIST PRICE
948131	1/4"	---
948132	3/8"	---
948133	1/2"	---
948134	3/4"	---
948135	1"	---

Valve - closed and draining occurs. Upstream seat prevents air flow. Downstream system is vented to atmosphere.

SAFETY EXHAUST BALL VALVE

- Threaded - Two Piece Body - Full Port • Vented
- Blow-out Proof Stem - PTFE Seats • 400 PSI WOG
- To Exhaust and Downstream Air in the Closed Position w/ locking lever handle.
- Made in China • Not lead free
  • 150 SWP





PART #	SIZE	A	B	D	E	LIST PRICE
948141	1/4"	1.756	1.88	0.394	0.457	---
948142	3/8"	1.756	1.88	0.394	0.457	---
948143	1/2"	2.047	2.13	0.583	0.520	---
948144	3/4"	2.362	2.28	0.748	0.563	---

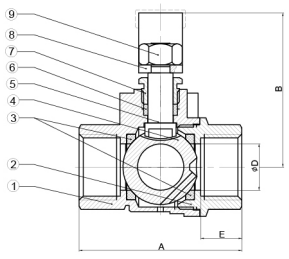

ITEM	PART	MATERIAL
1	Body	Brass
2	End Cap	Brass
3	Ball Seat	PTFE
4	Ball	Brass
5	Stem	Brass
6	Stem Packing	PTFE
7	Packing Nut	Brass
8	Lever Handle	Nickel Plating Steel
9	Stem Nut	Nickel Plating Steel

WARNING: This product can expose you to chemicals, including lead, which are known to the State of California to cause cancer and birth defects or other reproductive harm. For more information, visit www.P65Warnings.ca.gov

GAS BALL VALVES

5 PSIG
C US
CSA AGA 3.88 5 PSIG

Manual Valve
LISTED
Threaded NPT
UL 842, UL 258, UL 125

ISO 9002 MANUFACTURER

- Material: C37700
- Forged brass,Regular port,Thread*Flare Thread
- Thread ends in ANSI B1.20.1
- Working temperature:0-65°(32-149°)
- Pressure :1/2PSI;5PSI;

FEATURES

- ASME B16.44/CR91; ANSI Z21.15/CSA9.1
- UL 125 For LP-Gas 125psig
- Made in China



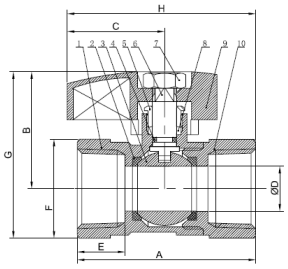

NO.	ITEM	TOTAL	MATERIAL
10	BALL VALVE CAP	1	BRASS
9	HANDLE	1	AL-alloy
8	PACKING	1	PTFE
7	HANDLE NUT	1	PLATED STEEL
6	STEM	1	BRASS
5	PACKING NUT	1	BRASS
4	O-RING	1	NBR
3	BALL	1	BRASS
2	SEALING WASHER	2	PTFE
1	BALL VALVE BODY	1	BRASS

GAS BALL VALVE (2-PIECE)
FEMALE X FEMALE

PART#	SIZE	WTG	BOX/CASE	LIST PRICE
943311	3/8"	0.35	10/100	---
943312	1/2"	0.44	10/100	---
943313	3/4"	0.62	10/100	---
943314	1"			

SIZE	ØD	A	B	C	E	F	G	H
3/8″	0. 394	1. 752	1. 437	1. 28	0. 472	0. 945	1. 909	2. 146
1/2″	0. 394	2. 204	1. 437	1. 28	0. 606	1. 043	1. 961	2. 461
3/4″	0. 591	2. 362	1. 535	1. 28	0. 626	1. 299	2. 815	2. 476



FLARE X FLARE

PART#	SIZE	LIST PRICE
943342	3/8	---
943343	1/2	---
943345	5/8	---



FLARE X MIP

PART#	SIZE	LIST PRICE
943347	3/8 x 1/2	---
943348	1/2 x 1/2	---



FLARE X FIP

PART#	SIZE	LIST PRICE
943331	3/8 x 1/2	---
943332	1/2 x 1/2	---
943351	5/8 x 3/4	---
943350	15/16 x 3/4	---

- For use with natural, manufactured, mixed liquified. petroleum and LP gas-air mixtures.
- Deeper thread connections. Smooth quarter-turn.
- Manufactured to ANSI Z21.15, C.G.A. 9.1-M81, 9.2-M88, 1/2 psig. 372 also to A.G.A.3-8, C.G.A. CR91-002, 2 psig
- Solid chrome plated brass ball
- Bottom entry
- Blow out proof design.
- Double Fluoroelastomer o-rings stem seals
- Polytetrafluoroethylene seats for durability.
- Forged construction for greater strength.
- Larger ports for increased flow capacity.
- Red Reversible handle.
- May be used with water 400 WOG.

MADE IN ITALY

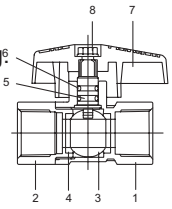

	COMPONENTS	MATERIALS
1	Body	Forged Brass
2	End Connection	Forged Brass
3	Ball	Forged Brass
4	Ball Seats	P.T.F.E.
5	Stem	Brass
6	O-Ring	NBR
7	Butterfly	Steel
8	Screw	UNI 5771 Steel



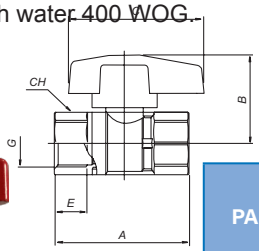

5 PSIG
C US
CSA AGA 3.88 5 PSIG

Manual Valve
LISTED
Threaded NPT
UL 842, UL 258, UL 125

GAS BALL VALVES
FEMALE X FEMALE

PART#	SIZE	DIMENSION INCHES									LIST PRICE
	G	DN	A	B	C	E	CH	PN IN PSI	WTG	BOX/ CASE	
943212	1/2"	.47	2.26	1.45	2.28	.55	.98	600	0.33	20/80	---
943213	3/4"	.59	2.48	1.57	2.28	.57	1.22	600	0.45	14/56	---

WARNING: This product can expose you to chemicals, including lead, which are known to the State of California to cause cancer and birth defects or other reproductive harm. For more information, visit www.P65Warnings.ca.gov

CHROME PLATED BRASS MINI BALL VALVES

VALVES

ITALIAN CHROME PLATED BRASS MINI BALL VALVE

ISO 9002 Manufacturer

FEATURES

- Solid chrome plated brass ball
- Max working pressure 235 psi will handle 300psi@75° F
- Longer body style for longer, deeper thread connections
- One piece drawn sand blasted chrome plated body.
- Each valve is seal tested for maximum safety.
- Double seal system allows valve to be operated in both directions making installation easier.
- Blowout-proof brass stem.
- NPT taper ANSI B1.20.1 threads.
- 32°F to +176°F temperature.
- 1/4 Turn Aluminium handle with mechanical stop.
- NSF Approved valves available upon request.
- Not lead free

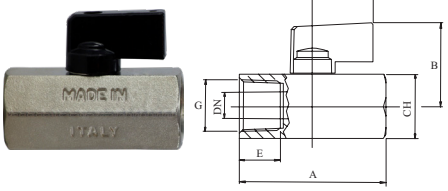

Made in Italy

FEMALE X FEMALE

PART#	SIZE		DIMENSION INCHES							LIST PRICE
	G	DN	A	B	C	E	CH	WTG	BOX/ CASE	
46922I	1/4"	0.31	1.81	1.17	0.9	0.51	0.83	0.24	50/200	---
46923I	3/8"	0.31	1.85	1.17	0.9	0.51	0.83	0.22	50/200	---
46924I	1/2"	0.39	2.18	1.26	0.9	0.61	0.98	0.32	30/120	---

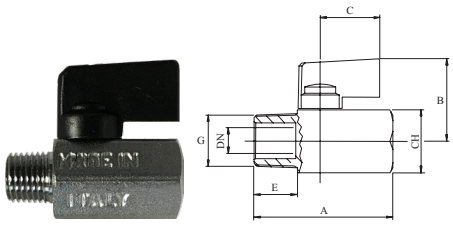

MALE X FEMALE

PART#	SIZE		DIMENSION INCHES							LIST
	G	DN	A	B	C	E	CH	WTG	BOX/ CASE	
46903I	1/4"	0.31	1.75	1.17	0.9	.40	0.83	0.20	50/200	---
46904I	3/8"	0.31	1.81	1.17	0.9	.41	0.83	0.20	50/200	---
46905I	1/2"	0.39	2.14	1.26	0.9	.52	0.98	0.30	40/160	---

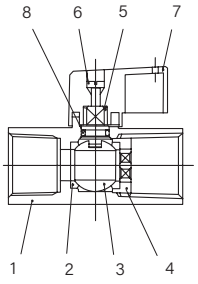

POS	COMPONENTS	MATERIALS	N
1	Body	CW517N Forged Brass	1
2	Ball Seats	P.T.F.E	2
3	Ball	CW517N CP Brass	1
4	Ring Unit	CW614N Brass	1
5	Stem	CW614N Brass	1
6	Screw	UNI 5771 Steel	1
7	Handle	Aluminum	1
8	O-Ring	NBR 80	1

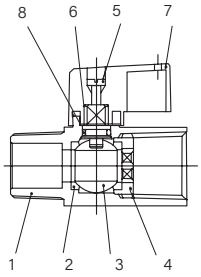

WARNING: This product can expose you to chemicals, including lead, which are known to the State of California to cause cancer and birth defects or other reproductive harm. For more information, visit www.P65Warnings.ca.gov

MINI BALL VALVES
VALVES

MINI BALL VALVES

- Chrome plated forged brass body
- Chrome plated brass ball
- NPT taper ANSI B1.20.1 threads*
- 450 PSI working pressure
- At 212°F - 355 PSI
- At 356°F - 142 PSI
- 1/4 Turn Alumzinc handle
- Not lead free
- Made in China



FEMALE X FEMALE - FLAG HANDLE

PART #	SIZE	DIMENSIONS (IN)				WT LBS	BOX/ CASE	
		A	D(FLOW)	F	G			
46934	1/8	1.57	0.24	0.93	1.46	0.21	20/300	---
46935	1/4	1.57	0.31	0.93	1.46	0.20	20/300	---
46936	3/8	1.57	0.28	0.93	1.46	0.22	20/300	---
46937	1/2	1.77	0.35	0.93	1.56	0.24	20/200	---

MINI BALL VALVES W/FLUOROELASTOMER SEALS



FEMALE X FEMALE - TEE HANDLE

PART #	SIZE	DIMENSIONS (IN)				WT LBS	BOX/ CASE	
		A	D(FLOW)	HANDLE	G			
46934LT	1/8	1.60	0.24	1.34	1.43	0.21	20/300	---
46935LT	1/4	1.57	0.31	1.34	1.43	0.20	20/300	---
46936LT	3/8	1.60	0.28	1.34	1.43	0.22	20/300	---
46937LT	1/2	1.77	0.35	1.34	1.52	0.24	20/200	---



FEMALE X FEMALE - LEVER HANDLE

PART #	SIZE	DIMENSIONS (IN)				WT LBS	BOX/ CASE	
		A	D(FLOW)	F	G			
46934L	1/8	1.57	0.24	1.99	1.50	0.21	20/300	----
46935L	1/4	1.57	0.31	1.99	1.50	0.20	20/300	----
46936L	3/8	1.60	0.28	1.99	1.50	0.22	20/300	----
46937L	1/2	1.77	0.35	1.99	1.59	0.24	20/200	----

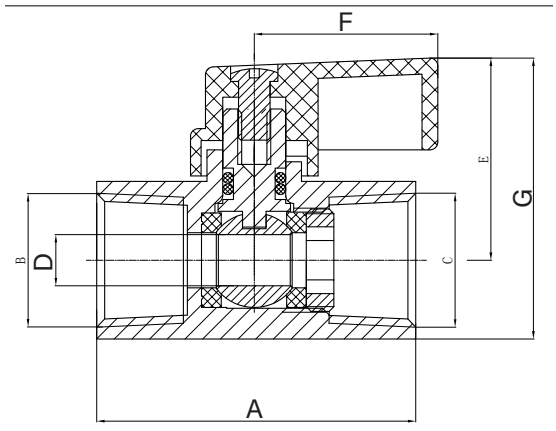

POS	COMPONENTS	MATERIALS	N
1	Body	CP Forged Brass	1
2	Ball Seats	P.T.F.E.	2
3	Ball	CP Brass	1
4	Ring Unit	Brass	1
5	Stern	Brass	1
6	O-Ring - flag handle	NBR 80	1
6	O-Ring - all others	Fluoroelastomer	1
7	Handle	Alumzinc	1
8	Screw	Steel	1

WARNING: This product can expose you to chemicals, including lead, which are known to the State of California to cause cancer and birth defects or other reproductive harm. For more information, visit www.P65Warnings.ca.gov

MINI BALL VALVES

VALVES

MINI BALL VALVES

- Chrome plated forged brass body
- Chrome plated brass ball
- NPT taper ANSI B1.20.1 threads*
- 450 PSI working pressure
- At 212°F - 355 PSI
- At 356°F - 142 PSI
- 1/4 Turn Alumzinc handle
- Not lead free
- Made in China



MALE X FEMALE - FLAG HANDLE

PART #	SIZE	DIMENSIONS (IN)				WT LBS	BOX/ CASE	
		A	D(FLOW)	F	G			
46930	1/8	1.57	0.24	0.93	1.46	0.17	20/300	---
46931	1/4	1.57	0.31	0.93	1.46	0.15	20/300	---
46932	3/8	1.57	0.28	0.93	1.46	0.21	20/300	---
46933	1/2	1.77	0.35	0.93	1.56	0.24	20/200	---

MINI BALL VALVES W/FLUOROELASTOMER SEALS



MALE X FEMALE - TEE HANDLE

PART #	SIZE	DIMENSIONS (IN)				WT LBS	BOX/ CASE	
		A	D(FLOW)	HANDLE	G			
46930T	1/8	1.57	0.24	1.34	1.46	0.17	20/300	---
46931T	1/4	1.57	0.31	1.34	1.46	0.15	20/300	---
46932T	3/8	1.57	0.28	1.34	1.40	0.21	20/300	---
46933T	1/2	1.77	0.35	1.34	1.56	0.24	20/200	---



MALE X FEMALE - LEVER HANDLE

PART #	SIZE	DIMENSIONS (IN)				WT LBS	BOX/ CASE	LIST PRICE
		A	D(FLOW)	F	G			
46930L	1/8	1.57	0.24	1.99	1.50	0.17	20/300	
46931L	1/4	1.57	0.31	1.99	1.50	0.15	20/300	
46932L	3/8	1.57	0.28	1.99	1.50	0.21	20/300	
46933L	1/2	1.77	0.35	1.99	1.59	0.24	20/200	

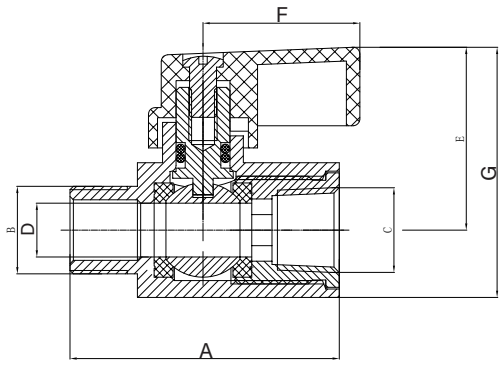

POS	COMPONENTS	MATERIALS	N
1	Body	CP Forged Brass	1
2	Ball Seats	P.T.F.E.	2
3	Ball	CP Brass	1
4	Ring Unit	Brass	1
5	Stern	Brass	1
6	O-Ring - flag handle	NBR 80	1
6	O-Ring - all others	Viton	1
7	Handle	Alumzinc	1
8	Screw	Steel	1

WARNING: This product can expose you to chemicals, including lead, which are known to the State of California to cause cancer and birth defects or other reproductive harm. For more information, visit www.P65Warnings.ca.gov

FORGED BRASS MINI BALL VALVES

VALVES

- 180⁰ operational handle, blow out proof stem. Stem with double “O” Rings
- 200 WOG
- Temp rating -20°F - 250°F
- Generic Handles
- Not lead free

NO	PART NAME	MATERIAL	QTY
1	Nut	Steel	1
2	Handle	Steel	1
3	Cover	PVC	1
4	O-Ring	NBR	2
5	Stem	Brass	1
6	Body	Brass	1
7	Seat	Polyte	2
8	Ball Disc	Brass	1
9	End Plug	Brass	1

*Polyte Abbreviation for Polytetrafluoroethylene

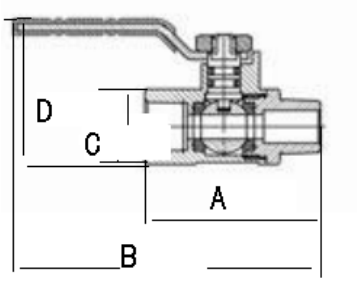



FEMALE X FEMALE

PART #	SIZE	A	B	C	D	LIST PRICE
944113	1/8	1.53	2.80	0.73	1.42	---
944116	1/4	1.53	2.80	0.73	1.42	---
944117	3/8	1.73	2.90	0.87	1.50	---
944140	1/2	2.20	3.08	0.98	1.45	---



FEMALE X MALE

PART #	SIZE	A	B	C	D	LIST PRICE
944106	1/8	1.69	3.02	0.73	1.46	---
944100	1/4X1/8	1.28	2.90	0.66	1.32	---
944101	1/4	1.70	3.00	0.73	1.46	---
944102	3/8X1/4	1.78	2.50	0.89	1.50	---
944103	3/8X 3/8					



MALE X MALE

PART #	SIZE	A	B	C	D	LIST PRICE
944107	1/8	1.70	2.94	0.65	1.42	---
944109	1/4	1.25	2.66	0.65	1.42	---
944110	3/8	1.90	2.98	0.73	1.42	---



HOSE BARB X MALE

PART #	SIZE	A	B	C	D	LIST PRICE
944132	1/4X1/8	2.05	2.91	0.73	1.51	---
944138	1/4X1/4	2.08	2.98	0.73	1.51	---
944128	3/8X1/4	2.08	3.04	0.73	1.51	---
944130	3/8X3/8	2.12	3.06	0.73	1.51	---
944139	1/2X1/2	2.15	3.19	0.73	1.51	---



HOSE BARB X FEMALE

PART #	SIZE	A	B	C	D	LIST PRICE
944136	1/4X1/4	1.97	2.87	0.73	1.55	---



HOSE BARB X HOSE BARB

PART #	SIZE	A	B	C	D	LIST PRICE
944142	1/4X1/4	2.47	3.19	0.73	1.55	---
944134	3/8X3/8	2.47	3.18	0.73	1.55	---

LEAD FREE

PART #	SIZE	A	B	C	D	LIST PRICE
944142LF	1/4	2.49	3.19	0.73	1.55	---

WARNING: This product can expose you to chemicals, including lead, which are known to the State of California to cause cancer and birth defects or other reproductive harm. For more information, visit www.P65Warnings.ca.gov

SIDE OUTLET 3-WAY BALL VALVE

• BRASS • 600WOG • FULL PORT



- Forged Brass
- 600 WOG
- Temp Rating 0-230°F
- 150 SWP

• Side outlet

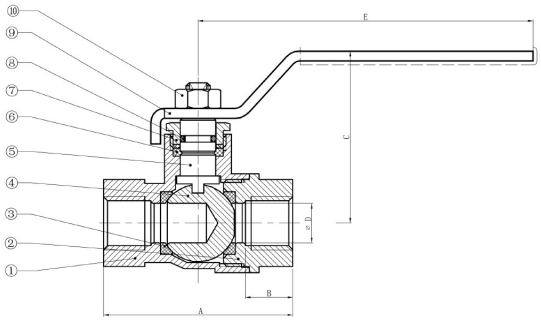

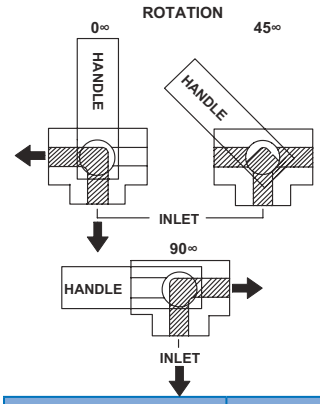

- Full Port
- Blow-out proof stem
- double o-ring stem packing
- PTFE Seal
- Made in China
- Not lead free

Nomenclature & Materials

NO	PART NAME	MATERIAL	QTY
1	Body	Brass	1
2	End Cap	Brass	1
3	Ball Seat	PTFE	1
4	Ball	Brass	1
5	Stem	Brass	2
6	Seal	PTFE	1
7	Impacted Nut	Brass	1
8	O-Ring	NBR	2
9	Lever Handle	Steel	1
10	Stem Nut	Steel	1

PART#	SIZE	I	H	D	L	A	WTG	BOX/CASE	LIST PRICE
940464	1/4"	1.89	1.73	0.39	3.58	0.47	0.51	50/100	---
940465	3/8"	1.89	1.73	0.39	3.35	0.47	0.57	50/100	---
940461	1/2"	2.11	1.80	0.50	3.58	0.51	0.65	30/60	---
940462	3/4"	2.56	2.16	0.74	4.31	0.55	0.99	20/40	---

BOTTOM OUTLET 3 WAY BALL VALVE

- Forged Brass
  Bottom Port is inlet 400 psi
  Side Ports are inlet 100 psi

- Polytetrafluoroethylene ball seats
- Double O-Ring Stem Seals - primary seal is Fluoroelastomer secondary seal is Aflas
- Blow out proof stem
- Made in USA
- Threaded ports
- Good for propane
- Not lead free
- Great for diesel fuel



▪ 90° Handle Rotation

▪ Bottom outlet

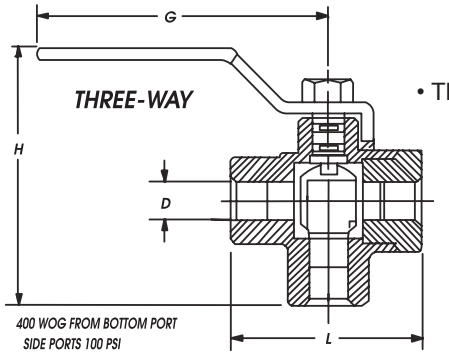

• Threaded

PART#	SIZE	D	G	H	L	CV	WTG	LIST PRICE
940121	1/4"	.44	3.50	3.12	2.25	5.2	0.76	---
940122	3/8"	.50	3.50	3.12	2.25	5.5	0.69	---
940123	1/2"	.50	3.50	3.12	2.25	5.5	1.00	---

WARNING: This product can expose you to chemicals, including lead, which are known to the State of California to cause cancer and birth defects or other reproductive harm. For more information, visit www.P65Warnings.ca.gov

MISCELLANEOUS VALVES
VALVES

BRASS BALL VALVE WITH STRAINER

All-in-One design for economical ,compact and convenient .With stamped stainless Steel Screen . 600PSI WOG Forged brass body,Crome plated ball ,PTFE ball seats and cap seal , and rubber o-ring stem seals. Not lead free



PART #	PART NAME	MATERIAL
1	Body	Brass
2	Caps	Brass
3	Ball	Brass,Cr.Plated
4	Seat	PTFE
5	Filter	SS
6	Gasket	PTFE
7	Caps	Brass
8	Stem	Brass
9	O-Ring	Fluoroelastomer
10	Handle	Zinc
11	Spring Washer	S.S
12	Nut	Steel

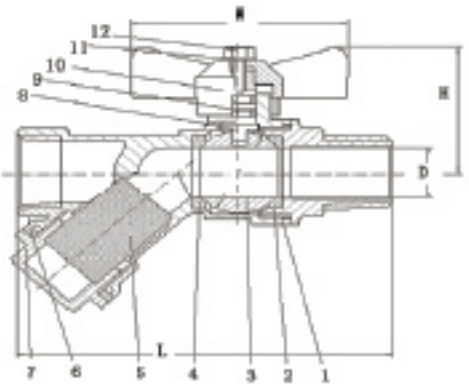

PART #	SIZE	L	D	W	H	WTG	BOX/CASE	LIST PRICE
947133	1/2"x1/2"(MxF)	3.77"	0.59"	2.00"	1.50"	0.60	8/64	---
947134	3/4"x3/4"(MxF)	4.32"	0.75"	2.40"	1.85"	1.00	8/64	---

RADIATOR AIR VALVE

COIN SLOT OR LOSSE KEY



PART #	SIZE	LIST PRICE
943284	1/8" MIP	---
943287	Key only	---

ANGLE SILLCOCKS

3/4" HOSE THREAD OUTLET

- Notched flange for convenient installation.
- Heavy brass construction.
- Cast Iron handle.
- Not lead free



FEMALE IPS

PART #	SIZE	BOX	LIST PRICE
942142	1/2	12	---

HOSE BIBBS
3/4" HOSE THREAD OUTLET



IPS

PART #	SIZE	WTG	BOX/ CASE	LIST PRICE
942170	1/2 (1/2"C)	0.33	10/100	---
942171	3/4	0.35	10/100	---

BENT NOSE GARDEN VALVES

- Heavy brass construction
- Cast iron handle
- Stuffing box
- Neoprene seal disc



PART #	SIZE	BOX	CASE	LIST PRICE
942100	1/2"	12	72	---
942101	3/4"	12	72	---
942102	1"	12	72	---

WARNING: This product can expose you to chemicals, including lead, which are known to the State of California to cause cancer and birth defects or other reproductive harm. For more information, visit www.P65Warnings.ca.gov

BRASS GATE VALVE

• BRASS • 200WOG • FULL PORT

- 200 WOG (cold water, oil, gas).
- Full-port design for a better water flow.
- Screw-in Bonnet - Non-Rising Stem - Solid Wedge
- NPT Threaded ends to ANSI B1.20.1
- Cast iron handle.
- Each valve individually air tested under water.
- Good for diesel fuel.
- Made in Indonesia
- Not lead free
- Temp. 32°-320°F



BRASS GATE VALVES IPS

PART#	SIZE	L	H	D1	D	T	S1	WEIGHT	BOX/CASE	LIST PRICE
940130	1/4	1.64	2.91	2.09	0.44	1/4-18 NPT	.85	0.60	10/120	---
940131	3/8	1.71	2.91	2.09	0.48	3/8-18 NPT	.85	0.59	10/120	---
940132	1/2	1.71	2.91	2.09	0.50	1/2-14 NPT	1.03	0.75	10/120	---
940133	3/4	1.71	3.06	2.13	0.74	3/4-14 NPT	1.26	0.83	10/80	---
940134	1	2.13	3.60	2.48	0.97	1-11.5 NPT	1.51	1.24	5/60	---
940135	1-1/4	2.24	4.50	2.66	1.22	1-1/4-11.5 NPT	1.89	1.69	5/40	---
940136	1-1/2	2.44	5.08	3.15	1.45	1-1/2-11.5 NPT	2.17	2.17	5/30	---
940137	2	2.70	5.94	3.52	1.85	2-11.5 NPT	2.60	3.30	2/12	---
940138	2-1/2	3.70	7.87	3.98	2.48	2-1/2-8 NPT	3.27	6.26	1/10	---
940139	3	4.02	8.82	4.37	2.80	3-8 NPT	3.86	8.26	1/4	---
940140	4	4.53	9.88	4.74	3.60	4-8 NPT	4.88	13.09	1/4	---

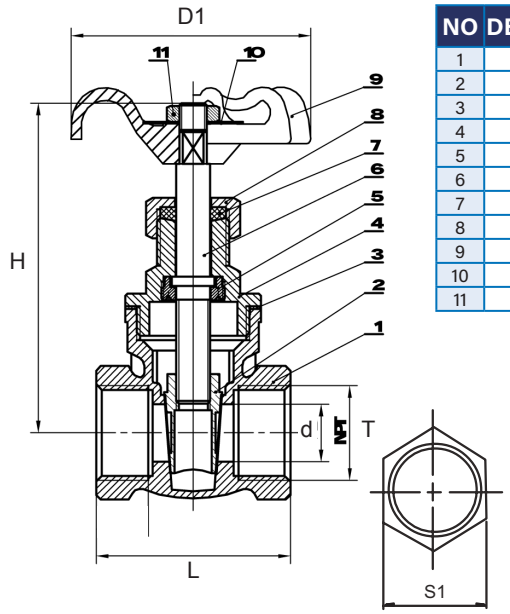

NO	DESCRIPTION	MATERIAL
1	Body	C85700
2	Disk	C85700
3	Seat	PTFE
4	Cap	C85700
5	Packing	C85700
6	Stem	C85700
7	Rubber Seat	NBR
8	Packing Nut	C85700
9	Handle	Cast Iron
10	Nameplate	AL
11	Stem Nut	SAE 1010R

Crown handle
1/2-1/4



X handle
1/2-1/4



Add "*C*" to part# for Crown handle, "*X*" for X handle.

Also Available SS Gate Valve



See Lead Free for lead free Gate Valves.



WARNING: This product can expose you to chemicals, including lead, which are known to the State of California to cause cancer and birth defects or other reproductive harm. For more information, visit www.P65Warnings.ca.gov

BRONZE IPS GATE VALVE

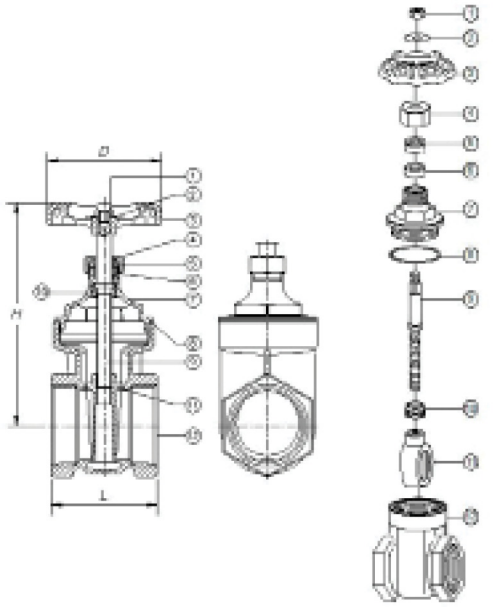



BRONZE GATE VALVE

NUMBER	PART	MATERIALS	NOTE
1	NUT	HOT ROLLED (SAE 1010R)	
2	NAME PLATE	ALUMINUM	
3	HANDLE	CAST IRON (JIS Z22202)	
4	PACKING NUT	BRASS ROD (C37700)	
5	GLAND RING	BRASS ROD (C37700)	Size 1-1/4" ~ 4"
6	PACKING	GRAPHITE (LK 33 NAFG)	
7	BONNET	CAST BRONZE (C83600)	
8	PACKING	FIBRE	Size 2" ~ 4"
9	STEM	BRASS ROD (C37700)	Size 1/4" ~ 2"
		CAST BRONZE (C83600)	Size 2-1/2" ~ 4"
10	LOCKNUT	BRASS ROD (C37700)	
11	DISC	CAST BRONZE (C83600)	
12	BODY	CAST BRONZE (C83600)	

PART#	SIZE	DIMENSION (MM)		
		D	H	L
939132	1/2" FIP	53	74	43.5
939133	3/4" FIP	54	84	46
939134	1" FIP	63	99	54
939135	1-1/4" FIP	69	117	57
939136	1-1/2" FIP	80	129	62
939137	2" FIP	89.5	152	68.5
939138	2-1/2" FIP	101	200	94
939139	3" FIP	111	224	102
939140	4" FIP	127	251	115

WARNING: This product can expose you to chemicals, including lead, which are known to the State of California to cause cancer and birth defects or other reproductive harm. For more information, visit www.P65Warnings.ca.gov

GATE VALVE QUICK OPENING

FEATURES: BRONZE MATERIAL, THREADED ENDS, 200 WOG



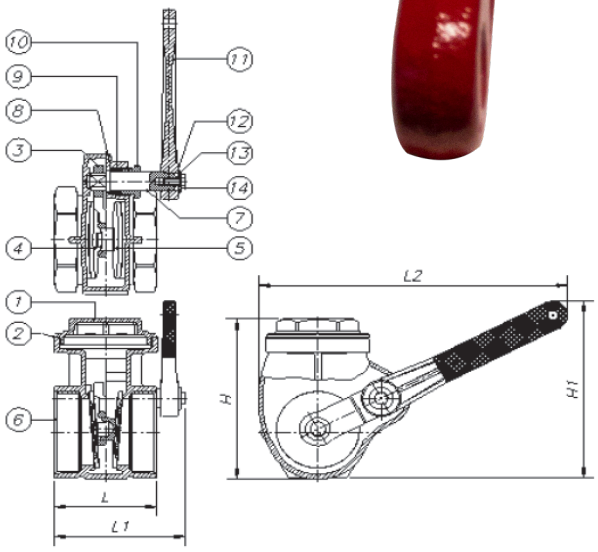

MATERIAL SPECIFICATION

NO.	PART	BRONZE
1	BONNET	BRASS (C85700)
2	PACKING	FIBRE
3	ARM	BRASS (C85700)
4	DISC MALE	BRASS (C85700)
5	DISC FEMALE	BRASS (C85700)
6	BODY	BRASS (C85700)
7	STEM	BRASS (C37700)
8	WASHER	BRASS (C37700)
9	PACKING	Polytetrafluoroethylene POLYFLON(PTFE M-392)
10	PACKING NUT	BRASS (C37700)
11	HANDLE	CAST IRON (JIS ZZ2202) RUBBER COATING BRASS (C85700)
12	NAME PLATE	ALUMINIUM (A1100)
13	WASHER	HOT ROLLED (SAE 1010R)
14	HANDLE BOLT	HOT ROLLED (SAE 1010R)

PART #	SIZE	L	L1	L2	H	H1	BOX	CASE	LIST PRICE
941133	1/2"	45.6	60.6	119	56.8	52.8	10	50	---
941134	3/4"	51	62	126.3	68	87.5	10	50	---
941135	1"	58.3	72.3	155	78.7	90.2	10	30	---
941136	1-1/4"	30.1	78	180.2	89.5	104	5	25	---
941137	1-1/2"	66.7	85.3	196.6	99.2	131	6	18	---
941138	2"	76.4	90.3	250.6	119.3	143.7	2	10	---
941140	3"	101	129.2	305.6	172.2	191.3	2	6	---
941141	4"	114.5	150.7	378.2	213.5	248.6	1	2	---

WARNING: This product can expose you to chemicals, including lead, which are known to the State of California to cause cancer and birth defects or other reproductive harm. For more information, visit www.P65Warnings.ca.gov

Y-PATTERN STRAINER
VALVES

CLASS 150 BRASS Y-PATTERN STRAINER

- Forged Brass body, size 1/4"-3".
- Pressure rating: 250 WOG (water, oil, gas)/PN25
  125 WSP (Saturated Stem)
- NPT Threaded ends to ANSI B1.20.1
- Protects regulators, pumps, meters and other controls from damage due to sediment scale, metal chips or other foreign materials.
- Screwed cap is threaded & gasketed.
- Tapped drain plug opening in cap.
- 304 stainless steel screen #20 mesh.
- Self cleaning.
- Self cleaning can be accomplished by opening the valve or plug connected to the blow-off outlet.
- Made in Indonesia
- NOT LEAD FREE
- w/20 Mesh Screen
- Temp 180°F



PART#	SIZE	L	H	C (PLUG)	WEIGHT	BOX/CASE	LIST PRICE
940521	1/4"	2.57	1.95	NPT 3/8	.53	10/100	---
940522	3/8"	3.23	2.44	NPT 3/8	.71	12/48	---
940523	1/2"	3.23	2.44	NPT 3/8	.66	12/48	---
940524	3/4"	3.94	2.78	NPT 3/8	1.10	8/32	---
940525	1"	4.53	3.19	NPT 1/2	1.71	8/32	---
940526	1-1/4"	5.33	3.66	NPT 1/2	2.49	6/24	---
940527	1-1/2"	6.20	3.82	NPT 1/2	3.24	2/16	---
940528	2"	7.44	4.65	NPT 1/2	5.39	2/8	---
940529	2-1/2"	9.50	5.39	NPT 3/4	9.56	1/6	---
940530	3"	9.4	5.67	NPT 3/4	13.49	1/4	---

Add 'S' to part # for replacement screens



See Lead Free for 1/2" Lead Free



See SS Y Strainer

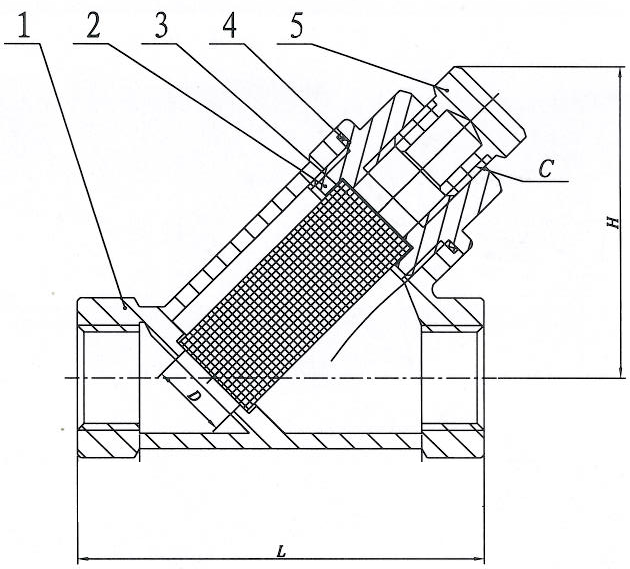

NO	NAME	MATERIAL
1	BODY	C85700
2	BONNET	C85700
3	STRAINER	304 S.S.
4	SPRING SEAL	PTFE
5	END CAP	C85700

WARNING: This product can expose you to chemicals, including lead, which are known to the State of California to cause cancer and birth defects or other reproductive harm. For more information, visit www.P65Warnings.ca.gov

BRASS SWING CHECK VALVES

- Working pressure non-shock: 200 psi W.O.G. (cold water, oil, gas) 125 psi WSP (saturated steam)
- Swing type disc.
- Screwed Cap.
- Hard Seat.
- 90⁰ Straight Pattern.
- Used to prevent reverse flow in commercial and industrial applications.
- Threaded ends to ANSI B1.20.1
- Integral seat.
- Temp range -5° - 150F°
- NOT LEAD FREE
- Cracking pressure 3-5 psi

▪ Made in Indonesia



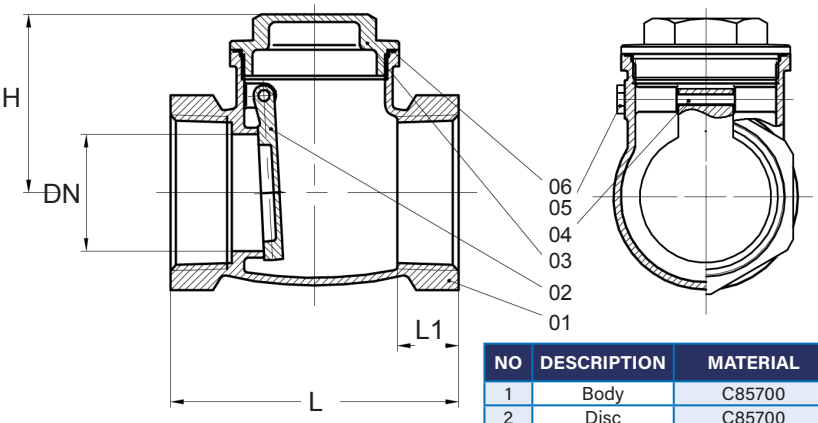

NO	DESCRIPTION	MATERIAL
1	Body	C85700
2	Disc	C85700
3	Cap	C85700
4	Brass Bar	C85700
5	Screw	C85700
6	Gasket	Fibre H

CAST BRASS SWING CHECK VALVES IPS SCREWED ENDS

PART #	SIZE	L	H	L1	DN	WEIGHT	BOX/CASE	LIST PRICE
940352	1/2	2.09	1.42	0.531	0.512	.41	10/100	---
940353	3/4	2.36	1.56	0.579	0.728	.56	10/80	---
940354	1	2.62	1.77	0.748	0.925	.80	8/40	---
940355	1-1/4	3.19	2.07	0.748	1.201	1.36	5/40	---
940356	1-1/2	3.54	2.16	0.846	1.417	1.56	5/20	---
940357	2	4.21	2.74	0.886	1.772	2.61	2/16	---
940358	2-1/2	5.14	3.09	1.063	2.224	4.55	1/8	---
940359	3	5.77	3.80	1.102	2.579	6.53	1/6	---
940360	4	6.84	4.25	1.102	3.602	10.18	1/4	---





See Lead Free Brass Swing Check Valves



See SS Swing Check Valves

Y PATTERN BRASS SWING CHECK VALVE SCREWED ENDS



PART #	SIZE	LIST PRICE
940-352B	1/2"	---
940-353B	3/4"	---
940-354B	1"	---
940-355B	1-1/4"	---
940-356B	1-1/2"	---
940-357B	2"	---

WARNING: This product can expose you to chemicals, including lead, which are known to the State of California to cause cancer and birth defects or other reproductive harm. For more information, visit www.P65Warnings.ca.gov

BRASS CHECK VALVES
VALVES

BRASS CHECK VALVES

S.S. SPRING LOADED BRONZE POPPET - For positive sealing & self-cleaning. Insures against leakage.

- Inline Lift Type - Resilient Discs - Spring Actuated - Threaded.
- Presure rating: 200 WOG (water, oil, gas) / 125 WSP (Saturated Steam)
- Spring in stainless steel AISI 304. • Resilient washer hold/ disc in brass. • Forged Brass Body for 1/2"-2"
- Corrosion resistant material. • Can be used vertically or horizontally. • Opens & Closes with flow of media.
- No cracking pressure. • NOT LEAD FREE • Made in Indonesia



1/4 Made in Taiwan

Temp Range
-10°C - 110°C
14°F - 248°F

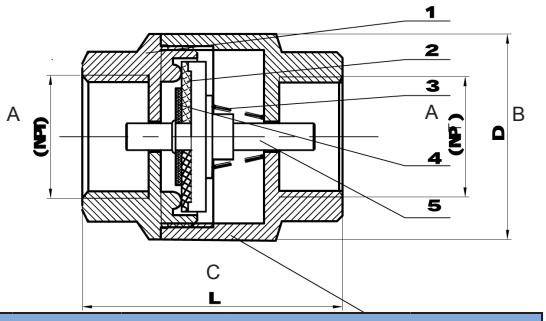

BRASS CHECK VALVE (INCHES)								
PART#	SIZE	ENTERS PIPE SIZE	A NPT	B	C	WEIGHT	BOX/CASE	LIST PRICE
944428	1/4"	-	1/4"	1.00	2.29	.24	24/192	---
944429	3/8"	-	3/8"	1.00	2.07	.23	10/100	---
944430	1/2"	1-1/4"	1/2"	1.26	2.40	.42	10/100	---
944431	3/4"	1-1/4"	3/4"	1.45	2.74	.53	10/80	---
944432	1"	2"	1"	1.77	3.23	.85	6/48	---
944433	1-1/4"	2-1/2"	1-1/4"	2.13	3.62	1.18	4/40	---
944434	1-1/2"	3"	1-1/2"	2.29	4.04	1.40	5/30	---
944435	2"	3-1/2"	2"	2.48	5.04	2.70	5/20	---


▪ See Lead Free Brass Check Valves


▪ See SS Check Valves

IN LINE CHECK VALVES VERTICAL OR HORIZONTAL

▪ Working Pressure: 250 PSI ▪ Temperature Range: -40° to 450°F(-40°to 230°C)
▪ Cracking Pressure: 3 PSI ▪ Made in China ▪ Not lead free
▪ Applications:Air Compressor Discharge Lines, may also used on water or oil lines
▪ Construction:Cast Bronze Body,Corrosion Resistant Stainless Steel Spring to Ensure Long Life,15% Glass Filled ▪ Polytetrafluoroethylene Poppet,C360 Machined Brass Cap.1/8 NPT Unloader Port is Standard ▪ Repairable



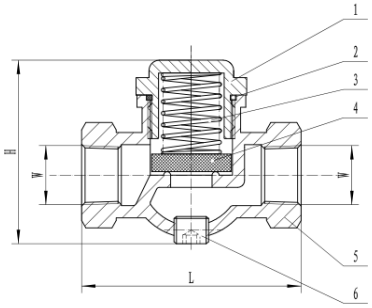

PART#	PART NAME	MATERIAL
6	Plug	Brass
5	Body	Bronze
4	Gasket	PTPF
3	Spring	S.Steel
2	O-ring	HNBR
1	Cap	Brass

PART #	SIZE	W	L	H	WTG	BOX/CASE	LIST PRICE
947140	1/8" *	1/8	1.75	1.34	0.28	20/100	---
947141	1/4" *	1/4	1.75	1.37	0.29	20/100	---
947142	3/8"	3/8	2.50	2.18	0.62	10/50	---
947143	1/2"	1/2	2.50	2.13	0.54	10/50	---
947144	3/4"	3/4	2.88	2.64	1.17	8/40	---
947145	1"	1	3.61	3.30	1.98	2/20	---

* No Plug

WARNING: This product can expose you to chemicals, including lead, which are known to the State of California to cause cancer and birth defects or other reproductive harm. For more information, visit www.P65Warnings.ca.gov

BRASS IN-LINE CHECK VALVES

Y-PATTERN STRAINER

High Capacity, Size 1/4"-2" 400 WOG, 2 1/2"-4" 175 WOG

- Soft Seat for Bubble Tight Shutoff, Spring Loaded for Fast Seating Action.
- Compact design.
- Low Cracking Pressure 1/2 psi.
- Flow Profile Designed to Minimize Head Loss.
- Perfect Seating both at High and Low Pressure, Wide Temperature Range: +10° to 210°F.
- Polyethermide Disc to ensure the Best Resistance For Corrosion and Abrasion.
- Patented Disc Guide to Prevent Any Side Loading.
- Connection: FNPT x FNPT.
- Made in Italy • Not lead free

NBR for water, oils and general purpose.
With Fluoroelastomer® Seal for fuels and hydrocarbons. Max working TEMPERATURE 325°F/125 psi steam

Add V to part# for Fluoroelastomer





BRASS IN-LINE CHECK								
PART#	LIST PRICE	SIZE	I	PSI	LBS	CASE	FLUOR PART#	LIST PRICE
944401	---	1/4"	0.39	400	0.22	144		
944402	---	3/8"	0.40	400	0.18	144	944402V	---
944403	---	1/2"	0.60	400	0.32	144	944403V	---
944404	---	3/4"	0.65	400	0.49	90	944404V	---
944405	---	1"	0.66	400	0.71	90	944405V	---
944406	---	1-1/4"	0.68	400	1.13	30	944406V	---
944407	---	1-1/2"	0.68	400	1.53	30	944407V	---
944408	---	2"	0.69	400	2.28	12	944408V	---
944409	---	2-1/2"	0.93	175	4.83	4	944409V	---
944410	---	3"	1.01	175	6.70	4	944410V	---
944411	---	4"	1.09	175	12.43	2	944411V	---

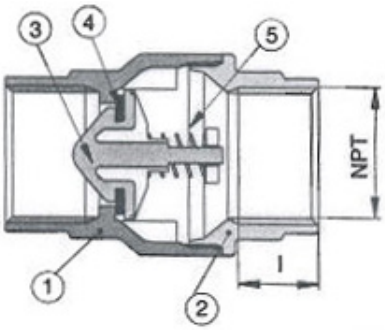

NO	PART	MATERIAL	PCS
1	Body	Brass	1
2	End Connection	Brass	1
3	Disc	Polyetherimide	1
4	Seat	100002 Nbr	1
		100003 Fluoroelastomer	1
5	Spring	Stainless Steel	1

WARNING: This product can expose you to chemicals, including lead, which are known to the State of California to cause cancer and birth defects or other reproductive harm. For more information, visit www.P65Warnings.ca.gov

STAINLESS STEEL & STEEL VALVES



Stainless Steel Valves

Ball Valves
SS Mini Ball Valve
Check Valves
Y-strainer, Globe,Gate

Carbon Steel Valves

Ball Valves
Check Valves

WARNING: This product can expose you to chemicals, including lead, which are known to the State of California to cause cancer and birth defects or other reproductive harm. For more information, visit www.P65Warnings.ca.gov

316 SS FULL PORT VALVES

VALVES

316 SS 2-PC BALL VALVE, FULL PORT, THREADED END, 2000 PSI

- Investment Castings for body and cap.
- Internal Entry blow-out proof stem.
- Pressure rating: 2000PSI.
- Threaded Ends: ANSI B2,1
- Material: CF8M (316SS)
- Pressure test: API 598
- Generic Handles



LOCKING HANDLE

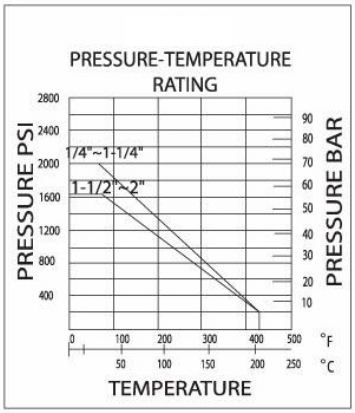

PART#	SIZE	D	L	H	W	N.M	LBS/ PC	CASE	LIST PRICE
949171	1/4"	0.36	2.13	2.13	4.33	.157	0.64	80	---
949172	3/8"	0.50	2.13	2.16	4.33	.157	0.58	80	---
949173	1/2"	0.59	2.24	2.28	4.53	.197	0.71	70	---
949174	3/4"	0.79	2.76	2.40	4.53	.315	1.18	50	---
949175	1"	0.98	3.50	3.03	6.04	.394	2.33	30	---
949176	1-1/4"	1.25	4.12	3.19	6.04	.551	3.48	20	---
949177	1-1/2"	1.50	4.05	3.54	6.10	.709	4.03	14	---
949178	2"	1.96	4.90	4.25	6.10	.984	7.50	7	---

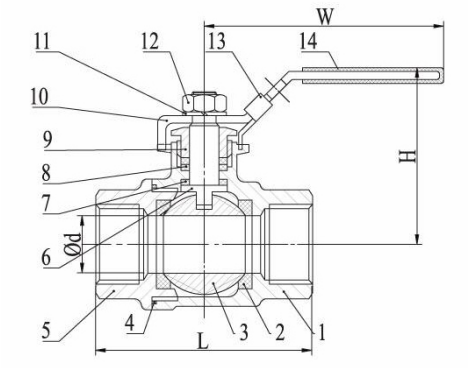

NO	PART	MATERIAL	QTY
1	BODY	316SS	1
2	BALL SEAT	PTFE	2
3	BALL	316SS	1
4	BODY SEAL	PTFE	1
5	CAP	316SS	1
6	STEM	SS316	1
7	THRUST WASHER	PTFE	1
8	PACKING	PTFE	1
9	GLAND NUT	SS304	1
10	HANDLE	SS304	1
11	WASHER	SS304	1
12	NUT	SS304	1
13	LOCK DEVICE	SS304	1
14	HANDLE COVER	PLASTIC	1

WARNING: This product can expose you to chemicals, including lead, which are known to the State of California to cause cancer and birth defects or other reproductive harm. For more information, visit www.P65Warnings.ca.gov

316 SS STANDARD PORT VALVES

VALVES

ONE PIECE STANDARD PORT BALL VALVE

316 Stainless Steel
1000 PSI

- Manufactured for harsh environments with female NPT threads.
- Locking handle for greater security.
- Standard port has restricted flow.
- Made with corrosion resistant stainless steel materials.
- PTFE seat and seals.
- Investment Castings for Body and Cap.
- Internal Entry Blow-out proof stem.
- Pressure rating: 1000PSI (PN63)
- Threaded Ends: ANSI B2.1
- Material: CF8M
- Pressure Test: API 598
- Generic handles



LOCKING HANDLE

Valves will accept a pad-lock on the handle.

dimensions (inches)

PART#	SIZE	D	L	H	W	WEIGHT	CASE	LIST PRICE
949101	1/4"	0.20	1.53	1.53	3.03	0.19	150	---
949102	3/8"	0.27	1.74	1.53	3.03	0.23	150	---
949103	1/2"	0.36	2.24	1.73	3.46	0.41	100	---
949104	3/4"	0.50	2.32	1.89	3.46	0.63	70	---
949105	1"	0.59	2.80	2.24	4.29	0.86	50	---
949106	1-1/4"	0.79	3.07	2.32	4.29	1.34	30	---
949107	1-1/2"	0.98	3.26	2.76	5.14	2.00	25	---
949108	2"	1.25	3.94	2.24	6.50	2.88	15	---

Larger sizes available on special order basis

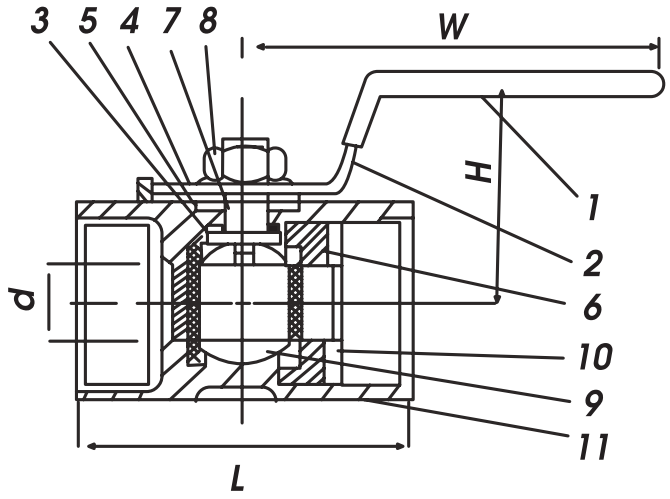

ITEM	PARTS	MATERIAL
1	Plastic Cover	Plastic
2	Handle	AISI 304 SS
3	Thrust Washer	PTFE
4	Packing Ring	AISI 304 SS
5	Stem Packing	PTFE
6	Seat	PTFE
7	Seat	AISI 316 SS
8	Stem Nut	AISI 304 SS
9	Ball	316SS ASTM-A351 CF8M
10	Cap	316SS ASTM-A351 CF8M
11	Body	316SS ASTM-A351 CF8M

SS = Stainless Steel

WARNING: This product can expose you to chemicals, including lead, which are known to the State of California to cause cancer and birth defects or other reproductive harm. For more information, visit www.P65Warnings.ca.gov

TWO PIECE FULL PORT BALL VALVE

316 Stainless Steel
1000 PSI

Materials: CFM8M (SS316)

Features:

- Quality manufactured for harsh environments.
- Corrrosion resistant.
- Investment Casting body
- Working pressure 1000 psi for W.O.G.
- Adjustable stem packing
- Pure Polytetrafluoroethylene seals and seats
- Temperature range: -60 to 450°F
- Blow-out proof stem and safe pressure-reducing hole
- 100% leakage tested at 100 psi air under water
- Hydrostatic test pressure: 1500 psi
- Locking handle w/ blue generic sleeve
- 125 Steam rated
- Generic Handles



Valves will accept a pad-lock on the handle.

dimensions (inches)

PART#	SIZE	D	L	H	W	WEIGHT	CASE	LIST PRICE
949161	1/4"	0.36	2.13	2.13	4.33	0.51	80	---
949162	3/8"	0.50	2.13	2.16	4.33	0.49	80	---
949163	1/2"	0.59	2.24	2.28	4.17	0.69	70	---
949164	3/4"	0.79	2.68	2.40	4.17	1.03	50	---
949165	1"	0.98	3.15	2.50	4.88	1.40	30	---
949166	1-1/4"	1.26	3.58	3.19	5.04	2.17	20	---
949167	1-1/2"	1.49	4.05	3.54	6.10	3.33	12	---
949168	2"	1.97	4.88	4.25	6.13	6.02	7	---
949170	3"	3.15	7.28	5.71	9.06	21.01	2	---
949180	4"	3.94	8.84	7.28	11.10	36.18	1	---

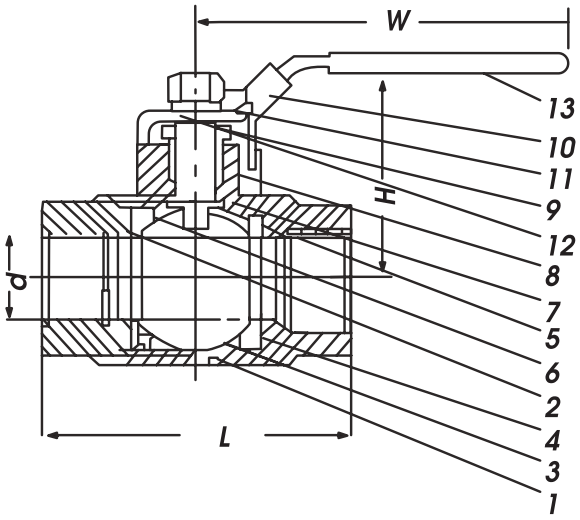

ITEM	PARTS	MATERIAL
1	Body	316SS ASTM-A351 CF8M
2	Body Cap	316SS ASTM-A351 CF8M
3	Ball	316SS ASTM-A351 CF8M
4	Seat	Reinforced PTFE
5	Stem	AISI 316 SS
6	Seal	Reinforced PTFE
7	Thrust Washer	Reinforced PTFE
8	Packing	Reinforced PTFE
9	Gland Nut	AISI 304SS
10/11	Nut & Washer	AISI 304SS
12	Handle	AISI 304SS
13	Plastic Cover	Plastic

SS = Stainless Steel

WARNING: This product can expose you to chemicals, including lead, which are known to the State of California to cause cancer and birth defects or other reproductive harm. For more information, visit www.P65Warnings.ca.gov

316 SS MINI BALL VALVES

VALVES

STAINLESS STEEL MINI BALL VALVES

- 316 Stainless Steel
- Working pressure 400PSI
- Working Temperature -10°C to 150°C



FEMALE PIPE X FEMALE PIPE

PART#	SIZE	W	D	H	L	WEIGHT	CASE	LIST PRICE
46934SS	1/8"	.898	.197	.985	1.693	.18	150	---
46935SS	1/4"	.898	.276	.984	1.693	.21	150	---
46936SS	3/8"	.898	.276	.984	1.693	.19	150	---
46937SS	1/2"	.898	.362	1.114	1.811	.26	100	---



MALE PIPE X FEMALE PIPE

PART#	SIZE	W	D	H	L	WEIGHT	CASE	LIST PRICE
46930SS	1/8"	.898	.197	.985	1.693	.18	150	---
46931SS	1/4"	.898	.276	.984	1.693	.18	150	---
46932SS	3/8"	.898	.276	.984	1.693	.19	150	---
46933SS	1/2"	.898	.362	1.114	1.811	.26	100	---

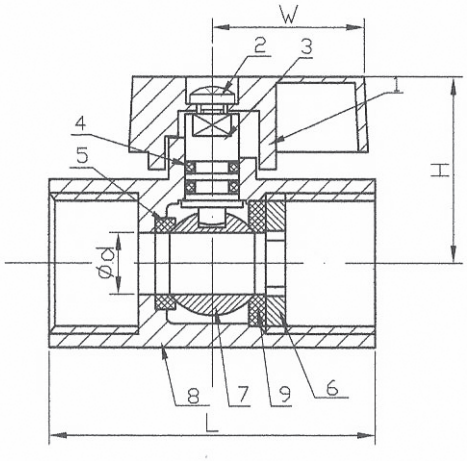

NO	PART	MATERIAL	QTY
1	LEVER	ALUMINIUM ALLOY	1
	HANDLES	PLASTIC	
2	BOLT	304	1
3	STEM	304/ 316	1
4	"O" RING	NBR	1~2
5	BALL SEAT (A)	PTFE	1
6	CAP	CF8/ CF8M	1
7	BALL	CF8/ CF8M	1
8	BODY	CF8/ CF8M	1
9	BALL SEAT (B)	PTFE	1

WARNING: This product can expose you to chemicals, including lead, which are known to the State of California to cause cancer and birth defects or other reproductive harm. For more information, visit www.P65Warnings.ca.gov

316 SS MINI BALL VALVES

VALVES

MINI STAINLESS STEEL BALL VALVE ,WITH BUTTERFLY HANDLE

1000PSI WOG , 150PSI WSP
Temperature Range: -36°F to + 368°F
Full Port for 1/4" , Standard port for 3/8" and 1/2"
316 Stainless Steel body and Ball
Polytetrafluoroethylene seats and sealing

- Fluoroelastomer O-Ring
- #316 Stainless Steel
- Made in China



FEMALE PIPE X FEMALE PIPE

PART #	SIZE FIP X FIP	DIMENSIONS IN						
		D	L	B (HEX)	H	WTG	BOX	
46922SS	1/4"×1/4"	0.314"	2.34"	22.1/0.87"	1.5"	0.33	36	---
46923SS	3/8"×3/8"	0.314"	2.39"	22.1/0.87"	1.5"	0.39	36	---
46924SS	1/2"×1/2"	0.314"	2.81"	24.9/0.98"	1.5"	0.43	36	---



MALE PIPE X FEMALE PIPE

PART #	SIZE MIP X FIP	DIMENSIONS IN						
		D	L	B (HEX)	H	WTG	BOX	
46903SS	1/4"×1/4"	0.314"	2.45"	0.87"	1.5"	0.39	36	---
46904SS	3/8"×3/8"	0.314"	2.45"	0.87"	1.5"	0.36	36	---
46905SS	1/2"×1/2"	0.314"	2.81"	0.98"	1.5"	0.41	36	---



MALE PIPE X MALE PIPE

PART #	SIZE MIP X MIP	DIMENSIONS IN						
		D	L	B (HEX)	H	WTG	BOX	
46912SS	1/4"×1/4"	0.314"	2.59"	0.87"	1.5"	0.33	36	---
46913SS	3/8"×3/8"	0.314"	2.65"	0.87"	1.5"	0.34	36	---

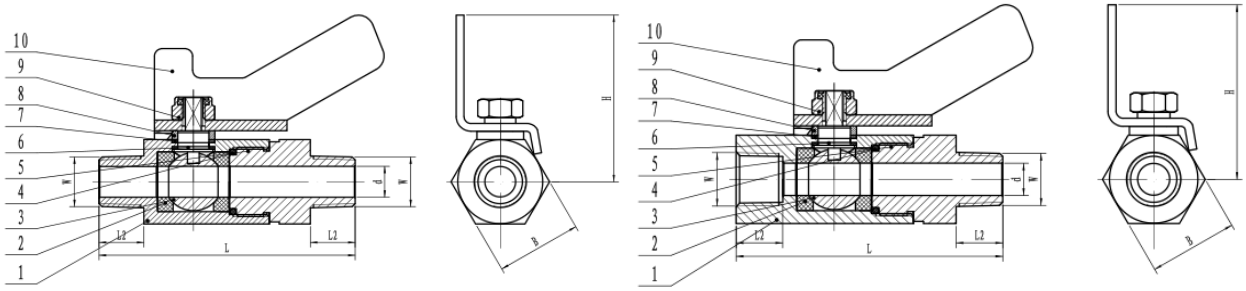

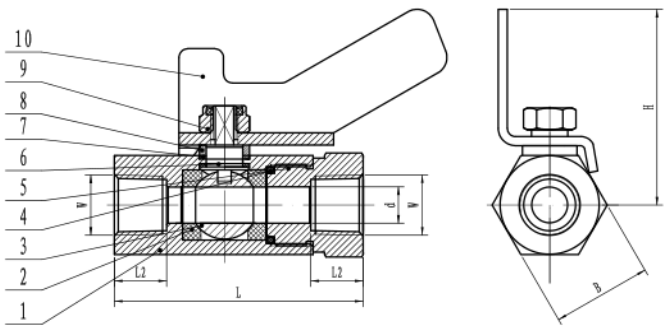

PART #	PART NAME	MATERIAL
1	Body	S316
2	Seat	PTFE
3	Ball	S316
4	O-Ring	Fluoroelastomer
5	Cap	S316
6	Stem	S316
7	Stem Bottom Seal	PTFE
8	Stem Up Seal	PTFE
9	Nut	Steel
10	Handle	Steel

WARNING: This product can expose you to chemicals, including lead, which are known to the State of California to cause cancer and birth defects or other reproductive harm. For more information, visit www.P65Warnings.ca.gov

304 SS CHECK VALVES

VALVES

#304 STAINLESS STEEL CHECK VALVE

- No Lead.
- Water wells need a check valve installed above the pumps between lengths of drop pipes.
- Opens & Closes with flow of media.
- No cracking pressure.
- Working pressure unavailable.
- Made in Taiwan



DIMENSIONS (INCHES)						
PART#	SIZE	A NPT	B	C	BOX/CASE	LIST PRICE
949430	1/2"	1/2"	1.26	2.43	10/100	---
949431	3/4"	3/4"	1.50	2.72	10/80	---
949432	1"	1"	1.77	3.23	10/60	---

More sizes available on a special order basis.

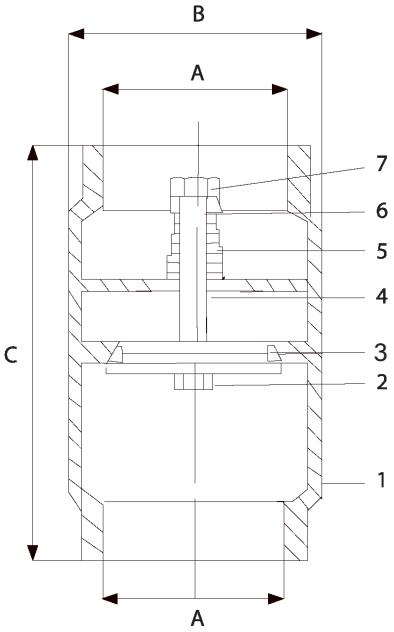

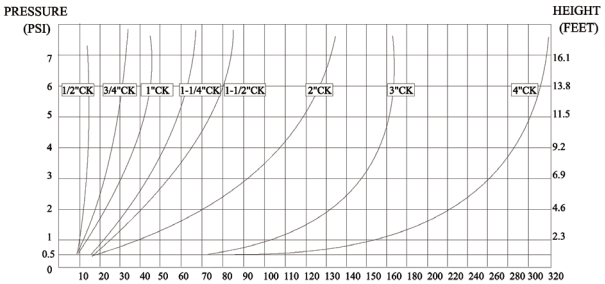

FLOW RATE GALLONS PER MINUTE

NO	PART	MATERIAL
1	Body	S.S 304
2	Stopper	S.S 304
3	O-Ring	Fluor
4	Washer	PE
5	Spring	S.S 304
6	Cap	S.S 304
7	Nut	S.S 304

FLUOR* ABBREVIATION FOR FLUOROELASTOMER

WARNING: This product can expose you to chemicals, including lead, which are known to the State of California to cause cancer and birth defects or other reproductive harm. For more information, visit www.P65Warnings.ca.gov

STAINLESS STEEL IN-LINE CHECK VALVE

Y-PATTERN STRAINER

High Capacity, Size 1/4"-2" 800 WOG

- Soft PTFE Seat for Bubble Tight Shutoff, Spring Loaded for Fast Seating Action
- Low Cracking Pressure 1/2 psi.
- Flow Profile Designed to Minimize Head Loss.
- Perfect Seating both at High and Low Pressure, Wide Temperature Range: +10° to 450°F.
- Corrosion Resistant-Excellent for use on Chemicals.
- ASTM A351-CF8M Investment Casting.
- Connection: FNPT x FNPT.
- 125WSP Saturated Steam.
- ANSI B1.20.1 Threads.
- Dual Guided Stem & Disc.
- Made in Italy



STAINLESS STEEL IN-LINE CHECK						
PART#	SIZE	D	L	PSI	LBS	LIST PRICE
949401	1/4"	1.15	2.25	800	0.36	---
949402	3/8"	1.16	2.25	800	0.34	---
949403	1/2"	1.35	2.31	800	0.40	---
949404	3/4"	1.81	2.87	800	0.85	---
949405	1"	2.13	3.50	800	1.30	---
949406	1-1/4"	2.46	4.18	800	2.50	---
949407	1-1/2"	2.88	4.93	800	3.40	---
949408	2"	3.56	6.00	800	6.0	---

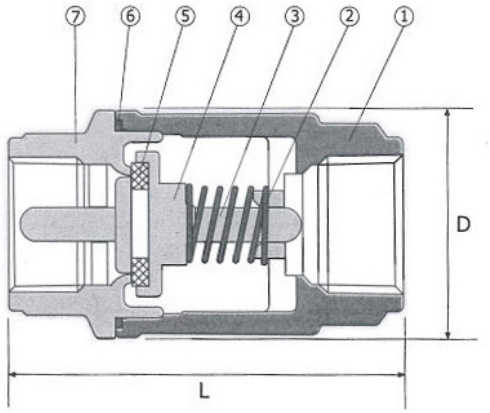

NO	PART	MATERIAL	PCS
1	BODY	ASTM A351-CF8M	1
2	SPRING	SS316	1
3	CENTER GUIDE	ASTM A351-CF8M	1
4	DISC	ASTM A351-CF8M	1
5	SEAT	PTFE	1
6	GASKET	PTFE	1
7	END CAP	ASTM A351-CF8M	1

WARNING: This product can expose you to chemicals, including lead, which are known to the State of California to cause cancer and birth defects or other reproductive harm. For more information, visit www.P65Warnings.ca.gov

316 SS SPRING CHECK VALVES

VALVES

SPRING CHECK VALVE

- Working Pressure: 1500PSI (PN100)
- Working Temperature: -10 -150°C
- Opening Pressure: 2~3PSI
- Suitable Medium: W.O.G.
- Threaded End: NPT
- Made in China

FEMALE PIPE X FEMALE PIPE



PART#	SIZE	L	C	D	B	E	LBS/ PC	CASE	LIST PRICE
949451	1/4"	2.165	.217	.748	.699	.394	.19	200	---
949452	3/8"	2.165	.295	.866	.787	.394	.21	160	---
949453	1/2"	2.165	.413	1.063	.945	.472	.31	100	---
949454	3/4"	2.677	.591	1.417	1.26	.472	.71	60	---
949455	1"	3.268	.787	1.693	1.496	.591	1.14	36	---

MALE PIPE X FEMALE PIPE



PART#	SIZE	L	C	D	B	E	LBS/ PC	CASE	LIST PRICE
949471	1/4"	2.165	.217	.748	.699	.394	.176	200	---
949472	3/8"	2.165	.295	.866	.787	.394	.22	160	---
949473	1/2"	2.165	.413	1.063	.945	.472	.27	100	---
949474	3/4"	2.677	.591	1.417	1.26	.472	.62	65	---

FLOWS MALE -> FEMALE

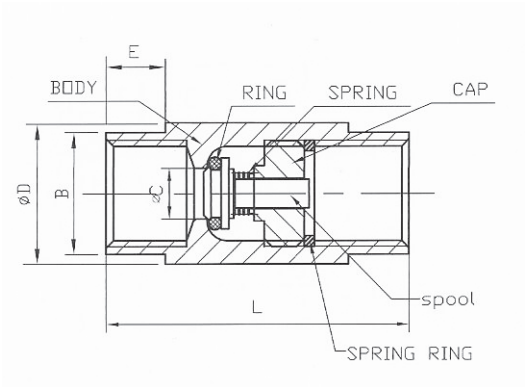

NO	PART	MATERIAL	QTY
1	BODY	316	1
2	RING	Rubber	1
3	SPRING	304	1
4	CAP	CF8M	1
5	SPOOL	304/316	1
6	SPRING RING	304	1

WARNING: This product can expose you to chemicals, including lead, which are known to the State of California to cause cancer and birth defects or other reproductive harm. For more information, visit www.P65Warnings.ca.gov

SS Y-SPRING/ BARREL CHECK VALVES

VALVES

Y-SPRING CHECK VALVE

- Working Pressure: 800PSI (PN55)
- Working Temperature: -10 -150°C
- Opening Pressure: 1.5PSI
- Suitable Medium: W.O.G.
- Made in China



PART#	SIZE	L	H	D	LBS/ PC	CASE	LIST PRICE
949482	3/8"	2.559	1.661	.472	.51	70	---
949483	1/2"	2.559	1.634	.591	.51	100	---
949484	3/4"	3.15	2.067	.787	.93	80	---
949485	1"	3.543	2.657	.984	1.25	40	---
949486	1-1/4"	4.134	2.795	1.26	2.20	30	---
949487	1-1/2"	4.724	3.169	1.575	3.24	24	---
949488	2"	5.512	3.74	1.969	5.21	10	---

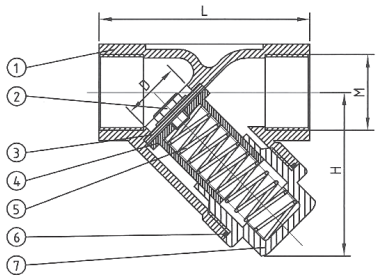

NO	PART	MATERIAL	QTY
1	BODY	CF8M/ CF8	1
2	BOLT	304	1
3	SEAT	Polytetrafluoroethylene	1
4	DISC	304	1
5	SPRING	304	1
6	GASKET	Polytetrafluoroethylene	1
7	CAP	CF8M/ CF8	1

2PC BARREL TYPE SPRING CHECK VALVE

- Working Pressure: 300PSI (PN20)
- Working Temperature: -10 -120°C
- Opening Pressure: 2PSI
- Suitable Medium: W.O.G.
- Threaded end: NPT
- Made in China



PART#	SIZE	L	D	LBS/PC	CASE	LIST PRICE
949441	1/4"	2.00	1.142	.27	100	---
949442	3/8"	2.00	1.142	.24	100	---
949443	1/2"	2.24	1.28	.36	100	---
949444	3/4"	2.44	1.594	.54	60	---
949445	1"	2.95	1.89	.88	30	---
949446	1-1/4"	3.23	2.362	1.39	18	---
949447	1-1/2"	3.46	2.756	1.81	25	---
949448	2"	3.94	3.425	2.86	14	---

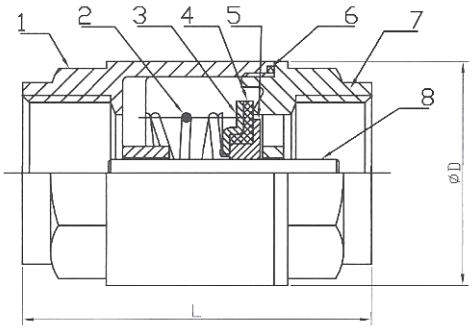

NO	PART	MATERIAL	QTY
1	BODY	CF8M/ CF8	1
2	BOLT	304	1
3	SEAT	NBR	1
4	DISC	304	1
5	SPRING	316/ 304	1
6	GASKET	PTFE	1
7	CAP	CF8M/ CF8	1

WARNING: This product can expose you to chemicals, including lead, which are known to the State of California to cause cancer and birth defects or other reproductive harm. For more information, visit www.P65Warnings.ca.gov

316 SS MISCELLANEOUS VALVES

VALVES

#316 SS Y STRAINER

- Investment Castings for Body
- Pressure Rating: 800PSI (PN40)
- Threaded Ends: ANSI B2.1
- Material: CF8M (#316 SS)
- Pressure Test: API 598
- Made in China



PART #	SIZE	D	L	H	W	ØA	LBS	LIST PRICE
949521	1/4"	.38"	2.53	51	1.69	1	0.44	---
949522	3/8"	.48"	2.53	51	1.69	1	0.38	---
949523	1/2"	.59"	2.53	51	1.76	1	0.46	---
949524	3/4"	.79"	3.12	60	2.07	1	0.69	---
949525	1"	.98"	3.57	72	2.67	1	1.27	---
949526	1-1/4"	1.26"	4.17	77	2.9	1	1.74	---
949527	1-1/2"	1.57"	4.71	87	3.23	1	2.38	---
949528	2"	1.96"	5.49	102	3.88	1	3.57	---

- 40 Mesh screen

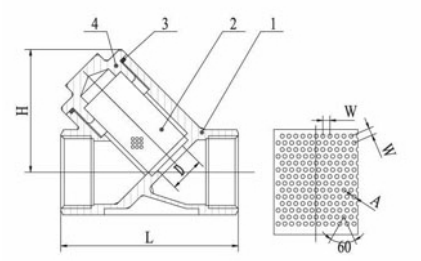

	PART	MATERIAL	QTY
1	BODY	CF8M	1
2	SCREEN	SS316	1
3	JOINT GASKET	PTFE	1
4	BONNET	CF8M	1

316 SS SWING CHECK VALVE

- 200PSI(PN16)
- Threaded Ends: ANSI B2.1
- Material: CF8M (#316 SS)
- Pressure Test: API 598
- Made in China



PART #	SIZE	D	L	W	LBS	LIST PRICE
949353	1/2"	.59"	2.45	1.66	0.53	---
949354	3/4"	.79"	2.92	1.82	0.73	---
949355	1"	.98"	3.41	2.06	1.2	---
949356	1-1/4"	1.26"	3.93	2.32	1.79	---
949357	1-1/2"	1.57"	4.54	2.54	2.18	---
949358	2"	1.96"	5.3	2.78	3.03	---

CF8 = 304SS
CF8M = 316SS

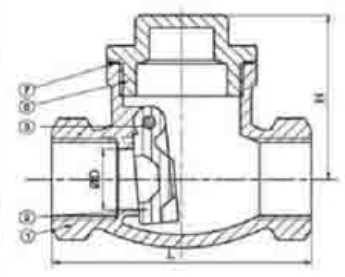

	PART	MATERIAL	QTY
1	Body	Cf8m	1
2	Disc	Cf8m	1
3	Pipe Plug	Cf8	1
4	Screw	Cf8	1
5	Screw Gasket	Ptfe	1
6	Cap	Cf8m	1
7	Cap Gasket	Ptfe	1

WARNING: This product can expose you to chemicals, including lead, which are known to the State of California to cause cancer and birth defects or other reproductive harm. For more information, visit www.P65Warnings.ca.gov

316 SS MISCELLANEOUS VALVES

VALVES

316 SS GLOBE VALVES

- 200PSI(PN16)
- Threaded Ends: ANSI B2.1
- Material: CF8M (#316 SS)
- Pressure Test: API 598
- Made in China



PART #	SIZE	L	LBS	LIST PRICE
949303	1/2	2.64	0.89	---
949304	3/4	3.19	1.3	---
949305	1	3.46	1.72	---
949306	1-1/4	3.81	2.33	---
949307	1-1/2	4.25	3.11	---
949308	2	5.1	4.38	---

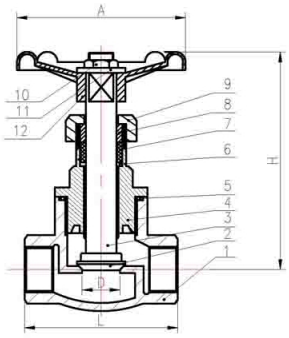

	PART	MATERIAL	QTY
1	Body	Cf8m	1
2	Disc	Cf8m	1
3	Stem	304ss	1
4	Cap	Cf8m	1
5	Seal	Ptfe	1
6	Gasket	304ss	1
7	Packing	Ptfe	1
8	Gasket	Cf8	1
9	Gland	304ss	1
10	Nut	304ss	1
11	Spring Washer	Cf8	1
12	Handle Wheel	Steel	1

316 SS GATE VALVES

- 200PSI(PN16)
- Threaded Ends: ANSI B2.1
- Material: CF8M (#316 SS)
- Pressure Test: API 598
- Made in China



PART #	SIZE	L	D	D1	H	LBS	LIST PRICE
949253	1/2	2.07	2.54	0.55	3.37	0.78	---
949254	3/4	2.28	2.89	0.74	4.03	0.99	---
949255	1	2.42	2.89	0.95	4.46	1.25	---
949256	1-1/4	2.79	3.06	1.18	4.86	1.76	---
949257	1-1/2	2.92	3.79	1.49	5.53	2.59	---
949258	2	3.3	4.17	1.85	6.12	3.54	---

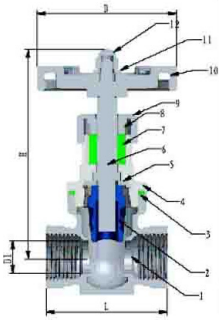

	PART	MATERIAL	QTY
1	Body	Cf8m	1
2	Disc	Cf8m	1
3	Seal	Cf8m	1
4	Cap	Cf8m	1
5	Seal	Ptfe	1
6	Stem	304ss	1
7	Seal	Ptfe	1
8	Gland	304ss	1
9	Nut	304ss	1
10	Handle Wheel	Steel	1
11	Gasket	Ptfe	1
12	Cap Nut	Cf8	1

WARNING: This product can expose you to chemicals, including lead, which are known to the State of California to cause cancer and birth defects or other reproductive harm. For more information, visit www.P65Warnings.ca.gov

CARBON STEEL BALL VALVES
VALVES

STANDARD PORT CARBON STEEL BALL VALVE

- For chemical and industrial applications.
- Blow-out proof stem design.
- 100% air tested under water, at 100 psi, open and closed positions.
- Made in China
- Generic handles

SPECIFICATIONS
- Working Pressure: 1/4" ~ 1" 2000 psi WOG,
  1-1/4" ~ 2" 1500 psi WOG,
- Temperature Range: -60^0 to 450^{0}F
- End types: Threaded
- 1 piece ball valve
- Reinforced PTFE seat



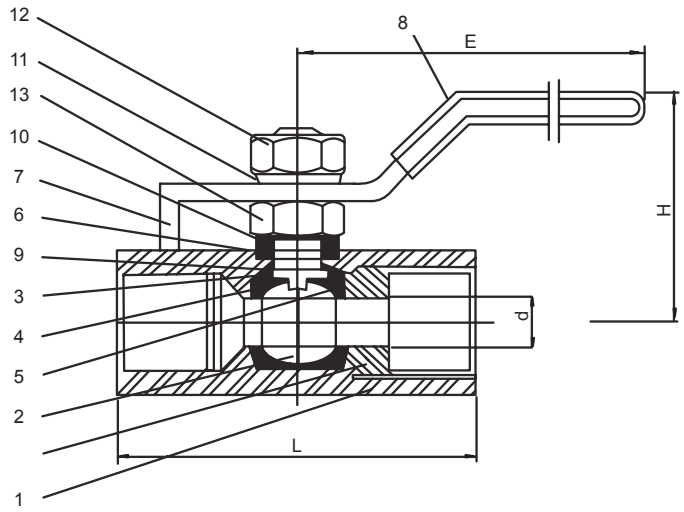

2000 PSI STANDARD PORT

PART #	SIZE	D	H	E	L	WTG	BOX/ CASE	LIST PRICE
949121	1/4	.20	1.38	2.95	1.71	0.25	24/96	------
949122	3/8	.28	1.30	3.27	1.87	0.32	100/200	------
949123	1/2	.36	2.36	4.53	2.20	0.67	50/100	------
949124	3/4	.49	2.72	4.53	2.58	1.06	50/100	------
949125	1	.59	2.95	5.00	3.19	1.17	25/50	------
949126	1-1/4	.78	3.07	5.29	3.94	3.15	15/30	------
949127	1-1/2	0.98	3.39	5.29	3.94	2.15	15/30	------
949128	2	1.26	3.86	5.29	4.49	6.21	10/20	------

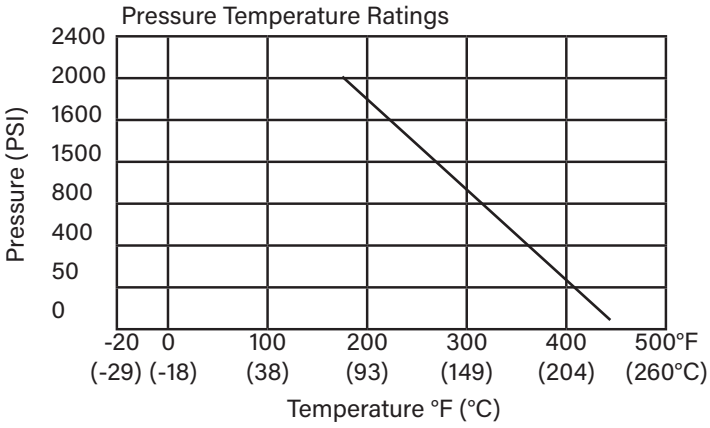

ITEM	PARTS	MATERIAL
1	Body	ASTM A216 WCB
2	Ball	ASTM A351 CF8
3	Stem	304
4	Ball Seat	PTFE
5	Cap Seal	PTFE
6	Packing	PTFE
7	Handle	SS304
8	Handle Sleeve	Vinyl Grip
9	Thrust Washer	PTFE
10	Gland	SS304
11	Washer	SS304
12	Handle Nut	SS304
13	Stem Nut	SS304

WARNING: This product can expose you to chemicals, including lead, which are known to the State of California to cause cancer and birth defects or other reproductive harm. For more information, visit www.P65Warnings.ca.gov

2000 PSI CARBON STEEL 2PC FULL PORT BALL VALVE

• 2 PIECE

SPECIFICATIONS

- Working Pressure: 2000 PSI (138 Bar)
- Temperature Range: -10° C-150° C
- Suitable medium: WOG
- Threaded End conforms to ANSI B1.20.1
- Made in China
- Generic handle



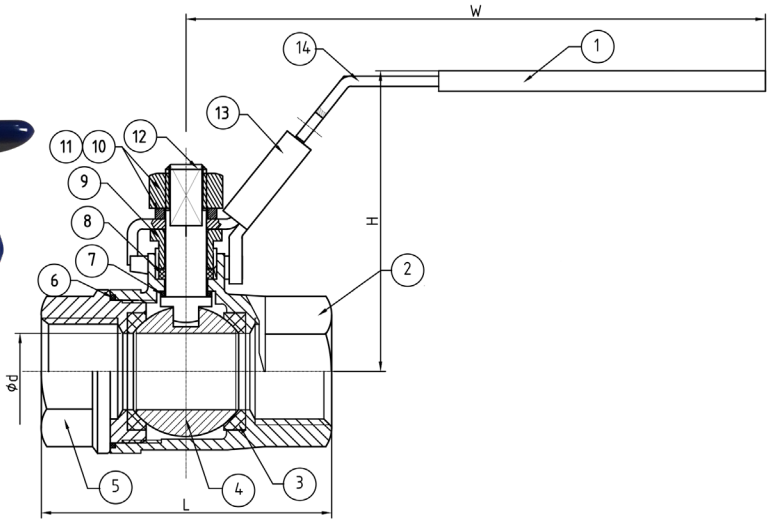

2000 PSI FULL PORT

PART #	SIZE	D	L	H	W	WTG	BOX/ CASE	LIST PRICE
949111	1/4	0.36	2.13	2.13	4.33	0.59	70	---
949112	3/8	0.50	2.13	2.17	4.33	0.59	70	---
949113	1/2	0.59	2.24	2.28	4.33	0.75	60	---
949114	3/4	0.79	2.76	2.40	4.33	1.17	50	---
949115	1	0.98	3.25	3.03	5.04	1.88	30	---
949116	1-1/4	1.26	3.58	3.19	5.04	2.45	20	---
949117	1-1/2	1.50	4.06	3.54	6.10	4.06	20	---
949118	2	1.97	4.90	4.25	6.10	2.43	7	---

PRESSURE-TEMPERATURE RATING

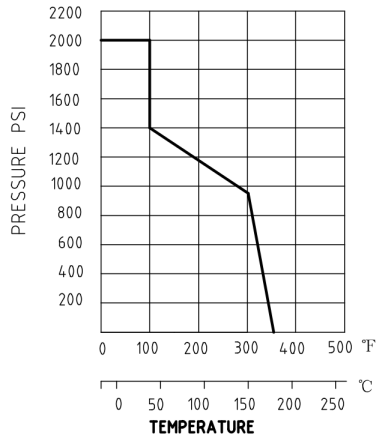

ITEM	PARTS	MATERIAL
1	Handle cover	Plastic
2	Body	CF8M
3	Ball seat	PTFE
4	Ball	CF8M
5	Cap	CF8M
6	Joint gasket	PTFE
7	Thrust washer	PTFE
8	Stem packing	PTFE
9	Gland nut	304
10	Spring washer	304
11	Stem nut	304
12	Stem	316
13	Lock device	304
14	Handle	304

WARNING: This product can expose you to chemicals, including lead, which are known to the State of California to cause cancer and birth defects or other reproductive harm. For more information, visit www.P65Warnings.ca.gov

HIGH PRESSURE FULL PORT 2-WAY VALVES

VALVES

FULL PORT TWO-WAY



BKH

PART #	THREAD	WORKING PRESSURE	LIST PRICE
GE214NPT	1/4" NPT	7250 PSI	---
GE238NPT	3/8" NPT	7250 PSI	---
GE212NPT	1/2" NPT	7250 PSI	---
GE234NPT	3/4" NPT	5800 PSI	---
GE21NPT	1" NPT	5075 PSI	---
GE2114TNPT*	1-1/4" NPT	5000 PSI	---
GE2112TNPT*	1-1/2" NPT	5000 PSI	---
GE22TNPT	2" NPT	5000 PSI	---

PART #	THREAD	WORKING PRESSURE	LIST PRICE
GE204SAE	7/16-20 UNF	7250 PSI	---
GE206SAE	9/16-18 UNF	7250 PSI	---
GE208SAE	3/4-16 UNF	7250 PSI	---
GE212SAE	1-1/16-12 UNF	5800 PSI	---
GE216SAE	1-5/16-12 UNF	5000 PSI	---

* Reduced Port
+ 'L' flow pattern

Temp Rating = -22° - 212°F

Construction: Steel Body, Ball, Stem
Zinc Chromate Plate
Buna "O" Rings (Fluoroelastomer on request)
Delrin Ball Seats

FULL PORT THREE-WAY



BK3

PART #	THREAD	WORKING PRESSURE	LIST PRICE
GE3L14NPT	1/4" NPT	5880 PSI	---
GE3L38NPT	3/8" NPT	5880 PSI	---
GE3L12NPT	1/2" NPT	5145 PSI	---
GE3L34NPT	3/4" NPT	5145 PSI	---
GE3L1NPT	1" NPT	5145 PSI	---
GE3L2TNPT	2" NPT	4500 PSI	---

PART #	THREAD	WORKING PRESSURE	LIST PRICE
GE3L06SAE	9/16-18 UNF	5880 PSI	---
GE3L08SAE	3/4-16 UNF	5145 PSI	---
GE3L12SAE	1-1/16-12 UNF	5145 PSI	---
GE3L16SAE	1-5/16-12 UNF	5145 PSI	---

+ 'L' flow pattern

Temp Rating = -22° - 212°F

Construction: Steel Body, Ball, Stem
Zinc Chromate Plate
Buna "O" Rings (Fluoroelastomer on request)
Delrin Ball Seats

WARNING: This product can expose you to chemicals, including lead, which are known to the State of California to cause cancer and birth defects or other reproductive harm. For more information, visit www.P65Warnings.ca.gov

HIGH PRESSURE CHECK VALVES

VALVES

CHECK VALVES - HARD SEAT CARBON STEEL CONSTRUCTION - 5LB CRACKING PRESSURE

- **w/ NPT threads**



A (NPT Female both ends)

PART #	A SIZE	B INCHES	C INCHES	RATED FLOW GPM	PSI	LIST PRICE
100025	1/4 NPT	2.44	.87	6	5,000	---
100035	3/8 NPT	2.87	.95	10	5,000	---
100045	1/2 NPT	3.76	1.26	18	5,000	---
100065	3/4 NPT	4.30	1.50	30	5,000	---
100085	1 NPT	4.74	1.83	36	5,000	---

CHECK VALVES - HARD SEAT CARBON STEEL CONSTRUCTION - 65LB CRACKING PRESSURE



PART #	A SIZE	B INCHES	C INCHES	RATED FLOW GPM	PSI	LIST PRICE
1000265	1/4NPT	2.45	.87	6	5,000	---
1000365	3/8NPT	2.91	.94	10	5,000	---
1000465	1/2NPT	3.74	1.18	18	5,000	---
1000665	3/4NPT	4.29	1.26	30	5,000	---
1000865	1NPT	5.00	1.81	36	5,000	---
10001065	1-1/4NPT	5.20	2.41	50	3,000	---

Rated Pressure: Sizes 2 thru 8 - 5000 psi / Sizes 10 thru 24 - 3000 psi

- Soft Seat available by special quote

WARNING: This product can expose you to chemicals, including lead, which are known to the State of California to cause cancer and birth defects or other reproductive harm. For more information, visit www.P65Warnings.ca.gov

DUCTILE IRON VALVES AND ACCESSORIES

WAFER STYLE - LEVER OPERATED



DUCTILE IRON DISC, SS DISC, ALUMINUM-BR DISC

WAFER STYLE GEAR OPERATED



DUCTILE IRON DISC, SS DISC, ALUMINUM-BR DISC

BUTTERFLY ACCESSORIES



WAFER STYLE DOUBLE DOOR CHECK VALVE



AWWA C508 OUTSIDE LEVER



AND WEIGHT CHECK VALVES

UL/FM FLANGED SWING CHECK VALVE



SWING CHECK FLANGED

AWWA C515-15 GATE VALVES



FLANGED OS & Y RESILIENT WEDGE GATE VALVE



NRS RESILENT WEDGE GATE VALVES, FLANGED, MECHANICAL JOINT & FLANGE BY MECHANICAL JOINT

WARNING: This product can expose you to chemicals, including lead, which are known to the State of California to cause cancer and birth defects or other reproductive harm. For more information, visit www.P65Warnings.ca.gov

LEVER - WAFER DUCTILE IRON DISC/BUNA

Small in size and light in weight, easy to install. It can be mounted wherever needed, quick 90° on-off operation. Disc has two-way bearing, perfect seal without leakage under the pressure test. Flow curve tending to straight-line. Strong wash and brush resistence and can fit to bad working condition. Center plate structure, small torque of open and close. Disc & stem are fastened by pin, more stable.



Standard:
1.Design Code :Ap1609 Class A
2.Face To Face : Ap1609
3.End Standard:ansl B16.5 125lb/150lb
4.Lnspectlon & Test:apl 598

TOP FLANGE DLMENSLONS	
SIZE	4-Φd2
1.5″-3″	4-0.276
4″-6″	4-0.39
8″-14″	4-0.47

PART#	WAFER/ DUCTILE IRON DISC/ BUNA SEAT/ LEVER	CASE	WEIGHT	
9650L2	2"	200	7.3	---
9650L2.5	2-1/2"	190	8.4	---
9650L3	3"	180	9.8	---
9650L4	4"	150	12.1	---
9650L5	5"	110	16.5	---
9650L6	6"	90	16.9	---
9650L8	8"	50	30.3	---
9650L10	10"	35	44.5	---
9650L12	12"	24	51.6	---

SS DISC/ EPDM SEAT/ LEVER

PART#	SIZE	
9650L2SE	2"	---
9650L3SE	3"	---
9650L4SE	4"	---
9650L5SE	5"	---
9650L6SE	6"	---
9650L8SE	8"	---
9650L10SE	10"	---
9650L12SE	12"	---

GEAR - WAFER DUCTILE IRON DISC/BUNA





Standard:
1.Design Code :Ap1609 Class A
2.Face To Face : Ap1609
3.End Standard:ansl B16.5 125lb/150lb
4.Lnspectlon & Test:apl 598

TOP FLANGE DIMENSIONS				
SIZE	ISO5211	ΦK	ΦE	4-ΦD2
1.5″-3″	F05	2.56	1.97	4-0.276
4″-6″	F07	3.54	2.76	4-0.39
8″-14″	F10	4.92	4.02	4-0.47

PART#	WAFER/ DUCTILE IRON DISC/ BUNA SEAT/ GEAR	CASE	WEIGHT	
9650G2	2"	200	7.3	---
9650G2.5	2-1/2"	190	8.4	---
9650G3	3"	180	9.8	---
9650G4	4"	150	12.1	---
9650G6	6"	90	16.9	
9650G8	8"	50	30.3	---
9650G10	10"	35	44.5	---
9650G12	12"	24	51.6	---

WAFER/ SS DISC/ EPDM SEAT/ GEAR

PART#	SIZE	
9650G2SE	2"	---
9650G2.5SE	2-1/2"	---
9650G3SE	3"	---
9650G4SE	4"	---
9650G6SE	6"	---
9650G8SE	8"	---
9650G10SE	10"	---
9650G12SE	12"	---

WARNING: This product can expose you to chemicals, including lead, which are known to the State of California to cause cancer and birth defects or other reproductive harm. For more information, visit www.P65Warnings.ca.gov

BUTTERFLY VALVES - LUG
VALVES

LEVER - LUG STYLE SS DISC/EPDM

Small in size and light in weight, easy to install, can be mounted wherever needed. Lug type butterfly valve can be used at the end of the pipeline. Lug type butterfly valve has threaded metal inserts installed in the valve's bolt holes. Inserts are threaded on both ends, which allows this lug style valve to be installed into a system using two sets of bolts and no nuts for each hole. Valve is installed between two flanges using a separate set of bolts for each side of the flange. This setup permits either side of the piping system to be disconnected without disturbing the other side.



COLOR/MATERIAL OPTIONS	
Black	NPDI/EPDM
Red	SS/EPDM
Orange	Alum/Bronze/EPDM

PART#	DUCTILE IRON DISC/ BUNA SEAT/ LEVER	CASE	WEIGHT	
9660L2	2"	200	7.3	---
9660L2.5	2-1/2"	190	8.4	---
9660L3	3"	180	9.8	---
9660L4	4"	150	12.1	---
9660L5	5"	110	16.5	---
9660L6	6"	90	16.9	---
9660L8	8"	50	30.3	---
9660L10	10"	35	44.5	---
9660L12	12"	24	51.6	---

SS DISC/ EPDM SEAT/ LEVER

PART#	SIZE	
9660L2SE	2"	---
9660L3SE	3"	---
9660L4SE	4"	---
9660L5SE	5"	---
9660L6SE	6"	---
9660L8SE	8"	---
9660L10SE	10"	---
9660L12SE	12"	---

GEAR - LUG STYLE SS DISC/EPDM



PART#	DUCTILE IRON DISC/ BUNA SEAT/ GEAR	CASE	WEIGHT	
9660G2	2"	200	7.3	---
9660G2.5	2-1/2"	190	8.4	---
9660G3	3"	180	9.8	---
9660G4	4"	150	12.1	---
9660G6	6"	90	16.9	---
9660G8	8"	50	30.3	---
9660G10	10"	35	44.5	---
9660G12	12"	24	51.6	---

SS DISC/ EPDM SEAT/ GEAR

PART#	SIZE	
9660G2SE	2"	---
9660G2.5SE	2-1/2"	---
9660G3SE	3"	---
9660G4SE	4"	---
9660G6SE	6"	---
9660G8SE	8"	---
9660G10SE	10"	---
9660G12SE	12"	---

WARNING: This product can expose you to chemicals, including lead, which are known to the State of California to cause cancer and birth defects or other reproductive harm. For more information, visit www.P65Warnings.ca.gov

LEVER - LUG



PART#	DI BFV LUG/LVL ALU-BRONZE DISC/EPDM SEAT	
9660L2ABE	2"	---
9660L2.5ABE	2-1/2"	---
9660L3ABE	3"	---
9660L4ABE	4"	---
9660L6ABE	6"	---
9660L8ABE	8"	---

GEAR - LUG



PART#	DI BFV LUG/GEAR ALU-BRONZE DISC/EPDM SEAT	
9660G6ABE	6"	---
9660G8ABE	8"	---
9660G10ABE	10"	---
9660G12ABE	12"	---

WARNING: This product can expose you to chemicals, including lead, which are known to the State of California to cause cancer and birth defects or other reproductive harm. For more information, visit www.P65Warnings.ca.gov

BUTTERFLY ACCESSORIES
VALVES

STEM EXTENSIONS



- FOR BOLTS AND NUTS
- BLACK COLOR

PART#	FOR VALVE SIZES ""	LENGTH	
9650EX2324	2-3	24 LONG	---
9650EX2336	2-3	36 LONG	---
9650EX2348	2-3	48 LONG	---
9650EX2360	2-3	60 LONG	---
9650EX2372	2-3	72 LONG	---
9650EX4624	4-6	24 LONG	---
9650EX4636	4-6	36 LONG	---
9650EX4648	4-6	48 LONG	---
9650EX4660	4-6	60 LONG	---
9650EX4672	4-6	72 LONG	---
9650EX1224	8-12	24 LONG	---
9650EX1236	8-12	36 LONG	---
9650EX1248	8-12	48 LONG	---
9650EX1260	8-12	60 LONG	---
9650EX1272	8-12	72 LONG	---

LEVER REPLACEMENT



PART#	REPLACEMENT LEVER HANDLE FOR	
9650L23	2-3 9650BFV	---
9650L46	4-6 9650 BFV	---
9650L812	8-10 9650 B	---
9650L120	12 9650 BFV	---

GEAR WHEEL HANDLE



PART#	REPLACEMENT WHEEL HANDLE FOR	
9650WH23	2-3" 9650 BFV	---
9650WH46	4-6" 9650 BFV	---
9650WH812	8-12" BFV	---

ROLL PIN



PART#	REPLACEMENT ROLL PIN FOR	
9650RP23	2-3 9650 BFV	---
9650RP46	4-6 9650 BFV	---
9650RP12	8-12 9650 BFV	----

INDEX PLATE



PART#	REPLACEMENT INDEX PLATE	
9650IP23	2-3" 9650BFV	---
9650IP46	4-6" 9650BFV	---
9650IP812	8-12" 9650 B	---

GEAR REPLACEMENT



PART#	REPLACEMENT GEAR OPERATOR	
9650G23	2-3 9650 BFV	---
9650G46	4-6 9650 BFV	---
9650G812	8-10 9650BFV	---
9650G120	12 - 9650BFV	---

WARNING: This product can expose you to chemicals, including lead, which are known to the State of California to cause cancer and birth defects or other reproductive harm. For more information, visit www.P65Warnings.ca.gov

DOUBLE DOOR WAFER CHECK VALVE



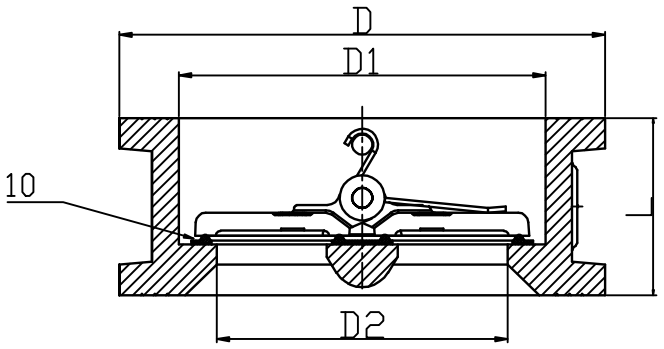

PART	PART	MATERIAL
1	Countersunk Hex Head Screws	Carbon Steel ASTM A325
2	Stal Ring	EPDM
3	Gasket	PTFE
4	Shaft	Stainless Steal SS420
5	Disc	Aluminum Brance C954
6	Spring	Stainless Steal SS304
7	Body	Ductile Lron ASTM 65-45-12
8	Gasket	PTFE
9	Rings	Carbon steel ASTM A325
10	Seat	EPDM

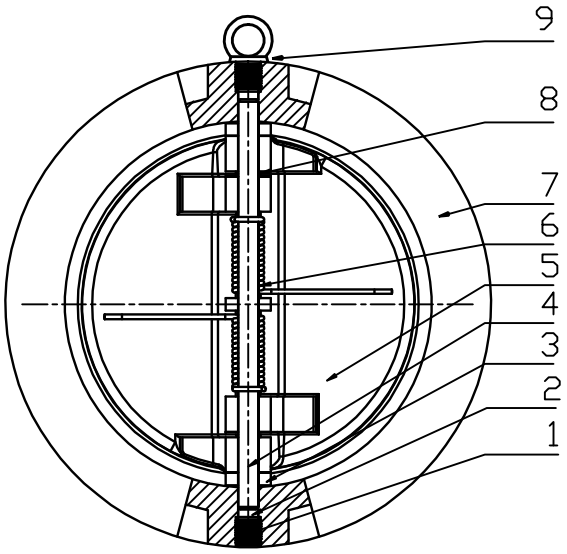

MAIN DIMENSIONS					
DN		DIMENSIONS (MM)			
inch	mm	L	D	D1	D2
2	50	54	102	64	46
21/2'	65	54	121	78	60
3	80	57	134	94	70
4	100	64	162	117	84
5	125	70	192	145	115
6	150	76	218	170	134
8	200	95	273	224	184
10	250	108	335	265	220
12	300	143	407	310	260
14	350	184	442	360	302
16	400	191	511	410	350

PART#	SIZE	CASE	WEIGHT	
963002	2	50	4	---
963025	2-1/2	40	5	---
963003	3	20	8	---
963004	4	20	13	---
963005	5	20	16	---
963006	6	10	20	---
963008	8	10	38	---
963010	10	10	38	---
963012	12	5	92	---
963014	14	4	121	---
963016	16	4	165	---

WARNING: This product can expose you to chemicals, including lead, which are known to the State of California to cause cancer and birth defects or other reproductive harm. For more information, visit www.P65Warnings.ca.gov

UL WAFER CHECK VALVES

VALVES

DOUBLE DOOR UL/FM WAFER CHECK VALVES



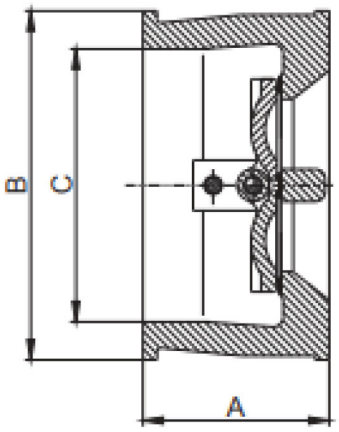

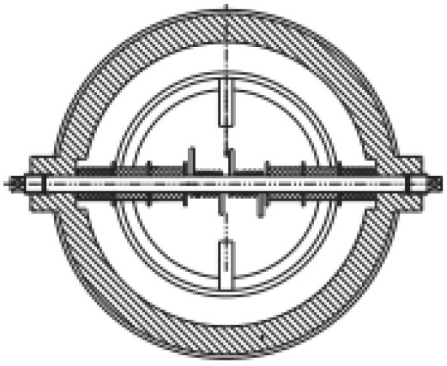

Specifications

- Meet or exceed the requirements of UL312 and API 584 standard.
- Spring loaded for fast closure.
- Vertical or Horizontal installation.
- Resilient-seated for perfect tightness even at low differential pressure.
- Excellent flow characteristics and low pressure losses at high flow rates.
- Connection ends comply with ASME B16.1 Class 125 and ASME B16.5 Class 150 Flanges.
- UL 312/ULC listed.

Working Pressure and Temperature

300 psi @ 0 C° to 87° C

Corrosion Protection

Fusion Bonded Epoxy Coated Interior and Exterior to AWWA C550 Standard

PART #	963004UL	963006UL
SIZE	4	6
A	93mm/3.66in	105mm/4.13in
B	172mm/6.75in	220mm/8.66in
C	136mm/5.35in	178/mm7.00in

WARNING: This product can expose you to chemicals, including lead, which are known to the State of California to cause cancer and birth defects or other reproductive harm. For more information, visit www.P65Warnings.ca.gov

AWWA C508 CHECK VALVE W/OUTSIDE L/W
UL/FM FLANGED SWING CHECK VALVE



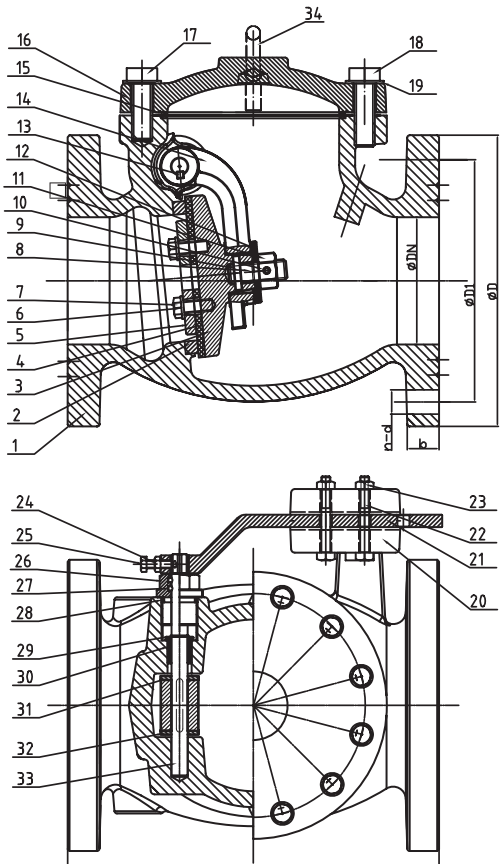

PART	PART	MATERIAL
1	Valve Body	Ductile iron 65-45-12
2	Seat	ASTM B62 C83600
3	Disc	Ductile iron 65-45-12
4	Disc Seat Ring	NBR
5	Retainer Washer	Ductile iron 65-45-12
6	Washer	AISI 304
7	Bolt	AISI 304
8	Stud	ASTM B62 C83600
9	Roll Pin	AISI 304
10	Roll Pin	AISI 304
11	Nut	ASTM B62 C83600
12	Washer	ASTM B62 C83600
13	Flat Key	AISI 304
14	Clapper Arm	Ductile iron 65-45-12
15	O-Ring	NBR
16	Bonnet	Ductile iron 65-45-12
17	Bolt	AISI 316
18	Bolt	AISI 316
19	Washer	AISI 316
20	Weight	Ductite iron,65-45-12
21	Arm	Cast steel WCB
22	Bolt	AISI 316
23	Nut	AISI 316
24	Nut	AISI 316
25	Bolt	AISI 316
26	Seat Nut	ASTM B62 C83600
27	O-Ring	NBR
28	Gasket	PTFE
29	Circlip	Carbon steel
30	Shaft sleeve gland	ASTM B62 CB3600
31	Washer	ASTM B62 CB3600
32	Washer	ASTM B62 CB3600
33	Hinge Pin	AISI 420
34	Eye bolt	Carbon steel

MAIN DIMENSIONS (MM)							
INCH	DN	L	D	D1	B	N-D	H
3"	80	241	200	152.5	19	4-19.1	173
4"	100	292	229	190.5	24	8-19.1	175.5
6"	150	356	285	241.5	25.5	8-22.2	237.5
8"	200	495	343	298.5	28.5	8-22.2	272.5
10"	250	622	406	362	30.5	12-25.4	326
12"	300	698	483	432	32	12-25.4	358



PART#	SIZE	CASE	WEIGHT	
96203LW	3	16	57	---
96204LW	4	12	84	---
96206LW	6	6	156	---
96208LW	8	4	294	---
962010LW	10	2	466	---
962012LW	12	2	627	---

UL/FM FLANGED SWING CHECK VALVE

PART#	SIZE	CASE	WEIGHT	
96203UL	3	36	50	---
96204UL	4	36	77	---
96206UL	6	14	140	---
96208UL	8	4	266	---
962010UL	10	1	398	---
962012UL	12	1	533	---

WARNING: This product can expose you to chemicals, including lead, which are known to the State of California to cause cancer and birth defects or other reproductive harm. For more information, visit www.P65Warnings.ca.gov

DUCTILE IRON CHECK VALVES

VALVES

AWWA C508 SWING CHECK VALVE FLANGED



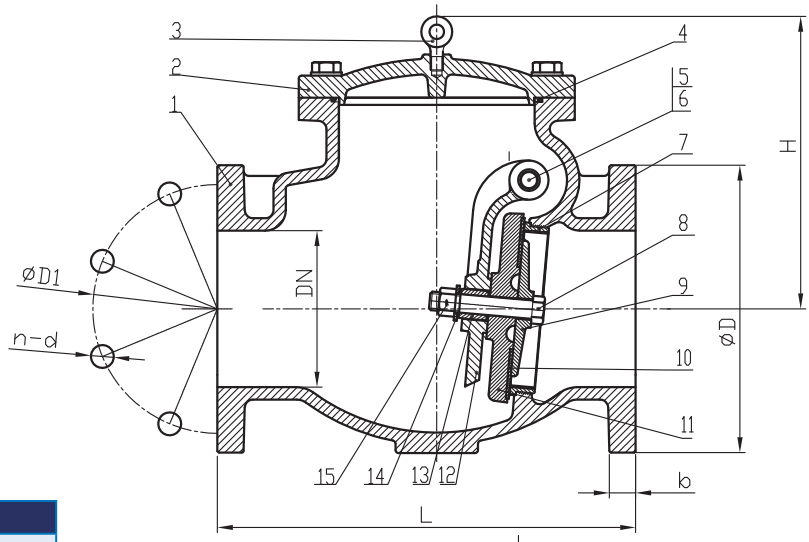

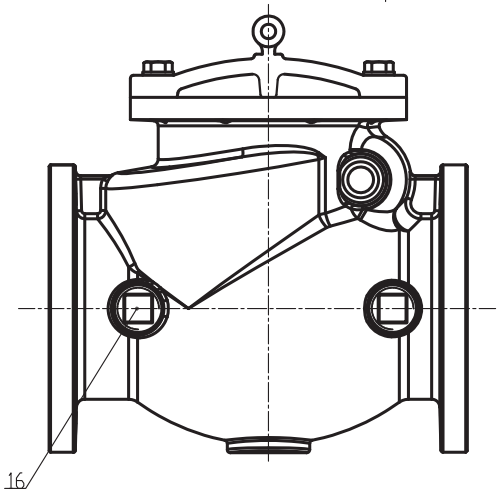

PART	PART	MATERIAL
1	Valve Body	Ductile Iron 65-45-12
2	Bonnet	Ductile Iron 65-45-12
3	Sling Ring	Carbon Steel Zinc Plated
4	O Ring	NBR
5	Hinge Pin	Stainless Steel 304
6	Hinge bushing	Brass ASTM B36
7	Seat Ring	Bronze ASTM B62
8	Disc Seat Bolts	Stainless Steel 304
9	Retainer Washer	Bronze ASTM B62
10	Disc Seat Ring	EPDM
11	Disc	Ductile Iron 65-45-12
12	Ctapper Arm	Ductile Iron 65-45-12
13	Stud Bushing	Bronze ASTM B36
14	O Ring	NBR
15	Nuts	Stainless Steel 304
16	Plug	Tin bronze

MAIN DIMENSIONS								
DN		PSI	DIMENSIONS (MM)					
INCH	MM		L	D	D1	B	N-D	H
3"	80	300	278	191	152.5	19	4-19.1	160
4"	100	300	330	229	190.5	24	8-19.1	218
6"	150	300	406	279	241.5	25.5	8-22.2	290
8"	200	300	495	343	298.5	28.5	8-22.2	330
10"	250	300	622	406	362	30.5	12-25.4	350
12"	300	300	660	483	432	32	12-25.4	376

PART#	SIZE	CASE	WEIGHT	
962003	3	16	57	---
962004	4	12	84	---
962006	6	6	156	---
962008	8	4	294	---
962010	10	2	466	---
962012	12	2	627	---

WARNING: This product can expose you to chemicals, including lead, which are known to the State of California to cause cancer and birth defects or other reproductive harm. For more information, visit www.P65Warnings.ca.gov

AWWA C515 OS&Y RESILIENT SEATED GATE VALVE
FLANGE ENDS, 300PSI



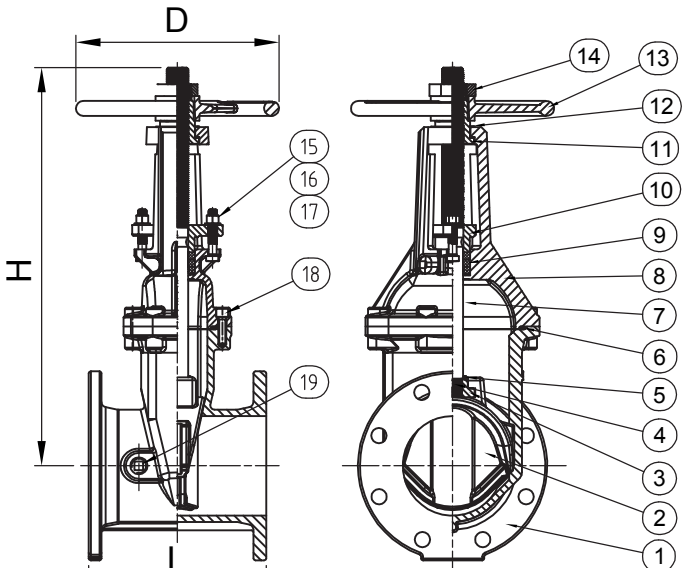

PART#	SIZE	CASE	WEIGHT	
9610F25	2-1/2"	25	46.2	---
9610F3	3"	16	62.7	---
9610F4	4"	16	74.8	---
9610F6	6"	9	103.9	---
9610F8	8"	6	190.9	---
9610F10	10"	2	291.8	---
9610F12	12"	2	409.8	---

NO TAP

PART#	SIZE	CASE	WEIGHT	
9610NYCF25	2-1/2"	25	46.2	---
9610NYCF3	3"	32	62.7	---
9610NYCF4	4"	64	74.8	---
9610NYCF6	6"	54	103.9	---
9610NYCF8	8"	36	190.9	---
9610NYCF10	10"	12	291.8	---
9610NYCF12	12"	12	409.8	---

COMPLIES WITH NEW YORK AND CHICAGO REQUIREMENTS.

ITEM	DESCRIPTION	MATERIAL	ASTM SPEC.
1	Body	Ductile Iron	A536 65-45-12
2	Wedge	Ductile Iron, EPDM Encapsulated	A536 65-45-12
3	Wedge Nut	Stainless Steel	A276 Type 304SS
4	Pin	Stainless Steel	A276 Type 420SS
5	O-Ring	Rubber	D2000 NBR
6	Gasket	Rubber	D2000 NBR
7	Stem	Stainless Steel	A276 Type 304SS
8	Bonnet	Ductile Iron	A536 65-45-12
9	Packing	Graphite	
10	Gland	Ductile Iron	A536 65-45-12
11	Yoke Nut	Bronze	B148 C95200
12	Washer	Brass	
13	Handwheel	Ductile Iron	A536 65-45-12
14	Handwheel Nut	Ductile Iron	A536 65-45-12
15	Bolts	Stainless Steel	A276 Type 304SS
16	Nuts	Stainless Steel	A276 Type 316SS
17	Washers	Stainless Steel	A276 Type 304SS
18	Bonnet Bolts	Carbon Steel Zinc Plated	A307 Grade B
19	Plug	Malleable Iron	

MAIN DIMENSIONS							
SIZE	2.5"	3"	4"	6"	8"	10"	12"
L	7-1/2"	8"	9"	10-1/2"	11-1/2"	13"	14"
H (Open)	16-5/8"	18-7/8"	21-5/8"	29-1/8"	36-5/8"	44-1/2"	52"
H (Close)	13-3/4"	15-3/4"	17-3/4"	23-1/4"	28-3/4"	34-3/4"	40-1/6"
D	7-1/4"	10"	10"	12"	14"	17-1/2"	17-1/2"

WARNING: This product can expose you to chemicals, including lead, which are known to the State of California to cause cancer and birth defects or other reproductive harm. For more information, visit www.P65Warnings.ca.gov

DUCTILE IRON GATE VALVES

VALVES

AWWA C515 NRS RESILIENT SEATED GATE VALVE
FLANGED ENDS, 300PSI



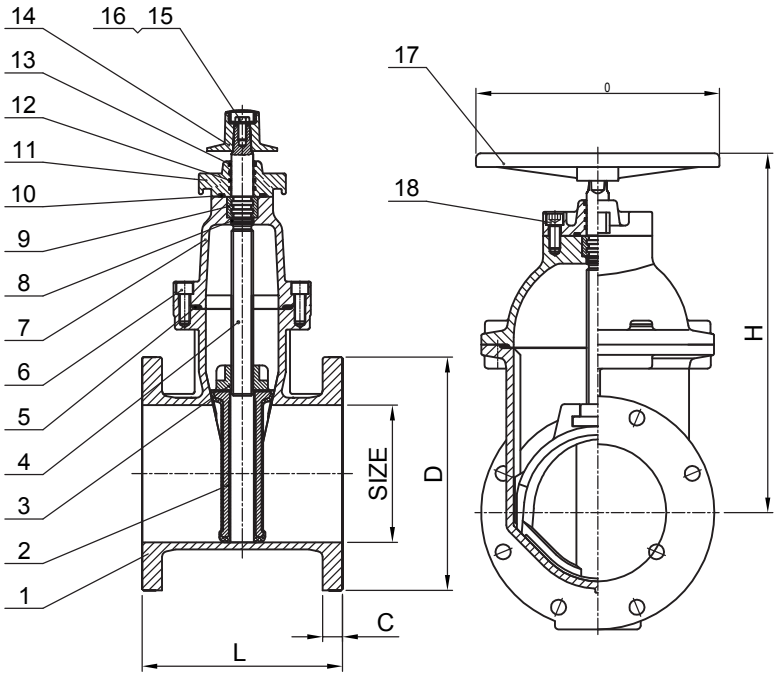

PART#	SIZE	CASE	WEIGHT	
9600FL25	2-1/2"	25	37.6	---
9600FL3	3"	16	54.2	---
9600FL4	4"	16	65.5	---
9600FL6	6"	9	107.5	---
9600FL8	8"	6	181.9	---
9600FL10	10"	2	297.4	---
9600FL12	12"	2	431.4	---

ITEM	DESCRIPT.	MATERIAL	ASTM SPEC.
1	Body	Ductile Iron	A536 65-45-12
2	Wedge	Ductile Iron, EPDM Encapsulated	A536 65-45-12
3	Wedge Nut	Bronze	B148 C95200
4	Stem	Stainless Steel	A276 Type 304SS
5	Gasket	Rubber	D2000 NBR
6	Bolts	Stainless Steel	A276 Type 304SS
7	Bonnet	Ductile Iron	A536 65-45-12
8	O-Ring	Rubber	D2000 NBR
9	Thrust Collar	Bronze	B148 C95200
10	O-Ring	Rubber	D2000 NBR
11	Gland	Ductile Iron	A536 65-45-12
12	O-Ring	Rubber	D2000 NBR
13	Dust Ring	Rubber	D2000 NBR
14	Operating Nut (Optional)	Ductile Iron	A536 65-45-12
15	Bolts	Stainless Steel	A276 Type 304SS
16	Washers	Stainless Steel	A276 Type 304SS
17	Handwheel (Optional)	Ductile Iron	A536 65-45-12
18	Bolts	Stainless Steel	A276 Type 304SS

MAIN DIMENSIONS											
SIZE	2"	2.5"	3"	4"	6"	8"	10"	12"	14"	16"	18"
L	7.0"	7.5"	8.0"	9.0"	10.5"	11.5"	13.0"	14.0"	15.0"	16.0"	17.0"
H	9.5"	10.0"	11.0"	11.8"	16.4"	20.7"	24.5"	28.0"	32.9"	35.8"	41.3"
D	6.0"	7.0"	7.5"	9.0"	11.0"	13.5"	16.0"	19.0"	22.0"	22.0"	24.0"

WARNING: This product can expose you to chemicals, including lead, which are known to the State of California to cause cancer and birth defects or other reproductive harm. For more information, visit www.P65Warnings.ca.gov

AWWA C515 NRS RESILIENT SEATED GATE VALVE
MJ × MJ ENDS, 300PSI



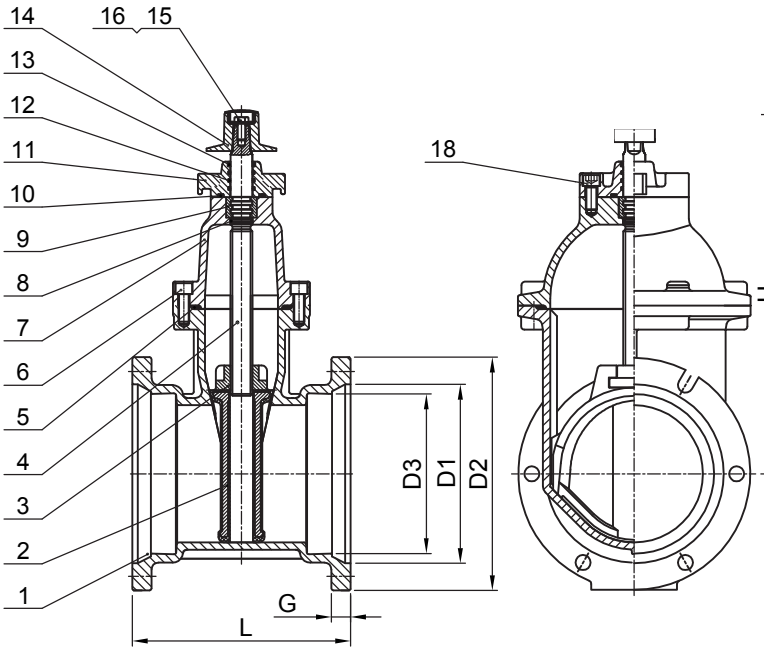

PART#	SIZE	WEIGHT	CASE	
9600MJ3	3"	54.2	16	---
9600MJ4	4"	65.5	16	---
9600MJ6	6"	107.5	9	---
9600MJ8	8"	181.9	6	---
9600MJ10	10"	297.4	2	---
9600MJ12	12"	431.4	2	---

*Standard config is op nut only
*MJ=Mechanical Joint

ITEM	DESCRIP.	MATERIAL	ASTM SPEC.
1	Body	Ductile Iron	A536 65-45-12
2	Wedge	Ductile Iron, EPDM Encapsulated	A536 65-45-12
3	Wedge Nut	Bronze	B148 C95200
4	Stem	Stainless Steel	A276 Type 304SS
5	Gasket	Rubber	D2000 NBR
6	Bolts	Stainless Steel	A276 Type 304SS
7	Bonnet	Ductile Iron	A536 65-45-12
8	O-Ring	Rubber	D2000 NBR
9	Thrust Collar	Bronze	B148 C95200
10	O-Ring	Rubber	D2000 NBR
11	Gland	Ductile Iron	A536 65-45-12
12	O-Ring	Rubber	D2000 NBR
13	Dust Ring	Rubber	D2000 NBR
14	Operating Nut (Optional)	Ductile Iron	A536 65-45-12
15	Bolts	Stainless Steel	A276 Type 304SS
16	Washers	Stainless Steel	A276 Type 304SS
17	Handwheel (Optional)	Ductile Iron	A536 65-45-12
18	Bolts	Stainless Steel	A276 Type 304SS

MAIN DIMENSIONS									
SIZE	3"	4"	6"	8"	10"	12"	14"	16"	18"
L	9.5"	10.0"	11.5"	12.5"	14.75"	14.9"	17.0"	17.0"	18.7"
H	11.7"	12.7"	16.9"	20.9"	24.7"	28.1"	35.6"	38.5"	44.0"
D	12.0"	14.0"	16.0"	16.0"	16.0"	16.0"			

WARNING: This product can expose you to chemicals, including lead, which are known to the State of California to cause cancer and birth defects or other reproductive harm. For more information, visit www.P65Warnings.ca.gov

DUCTILE IRON GATE VALVES
VALVES

AWWA C515 NRS RESILIENT SEATED GATE VALVE
FL × MJ ENDS, 300PSI



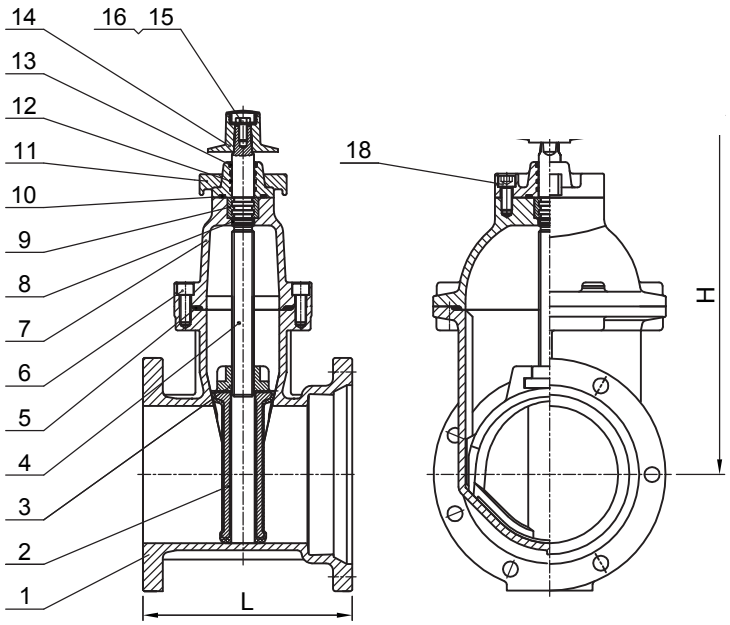

PART#	SIZE	WEIGHT	CASE	
9600FJ3	3"	54.3	16	---
9600FJ4	4"	65.5	16	---
9600FJ6	6"	107.5	9	---
9600FJ8	8"	181.9	6	---
9600FJ10	10"	297.4	2	---
9600FJ12	12"	431.4	2	---

*STANDARD CONFIG IS OP NUT ONLY
*MJ=MECHANICAL JOINT

ITEM	DESCRIPTION	MATERIAL	ASTM SPEC.
1	Body	Ductile Iron	A536 65-45-12
2	Wedge	Ductile Iron, EPDM Encapsulated	A536 65-45-12
3	Wedge Nut	Bronze	B148 C95200
4	Stem	Stainless Steel	A276 Type 304SS
5	Gasket	Rubber	D2000 NBR
6	Bolts	Stainless Steel	A276 Type 304SS
7	Bonnet	Ductile Iron	A536 65-45-12
8	O-Ring	Rubber	D2000 NBR
9	Thrust Collar	Bronze	B148 C95200
10	O-Ring	Rubber	D2000 NBR
11	Gland	Ductile Iron	A536 65-45-12
12	O-Ring	Rubber	D2000 NBR
13	Dust Ring	Rubber	D2000 NBR
14	Operating Nut (Optional)	Ductile Iron	A536 65-45-12
15	Bolts	Stainless Steel	A276 Type 304SS
16	Washers	Stainless Steel	A276 Type 304SS
17	Handwheel (Optional)	Ductile Iron	A536 65-45-12
18	Bolts	Stainless Steel	A276 Type 304SS

MAIN DIMENSIONS								
SIZE	3"	4"	6"	8"	10"	12"	10"	12"
L	8.8"	9.5"	11.0"	12.0"	14.0"	14.5"	13"	14"
H	11.0"	11.8"	16.4"	20.7"	24.5"	28.0"	44-1/2"	52"
D	10.0"	10.0"	12.0"	14.0"	16.0"	16.0"	34-3/4"	40-1/6"

WARNING: This product can expose you to chemicals, including lead, which are known to the State of California to cause cancer and birth defects or other reproductive harm. For more information, visit www.P65Warnings.ca.gov

DI THREADED Y STRAINER



MIDLAND	DESCRIPTION
9642TH03	DI Threaded Y Strainer, 1/2"/DN15
9642TH04	DI Threaded Y Strainer, 3/4"/DN20
9642TH05	DI Threaded Y Strainer, 1"/DN25
9642TH06	DI Threaded Y Strainer, 1 1/4"/DN32
9642TH07	DI Threaded Y Strainer, 1 1/2"/DN40
9642TH08	DI Threaded Y Strainer, 2"/DN50
9642TH09	DI Threaded Y Strainer, 2 1/2"/DN50
9642TH10	DI Threaded Y Strainer, 3"/DN80

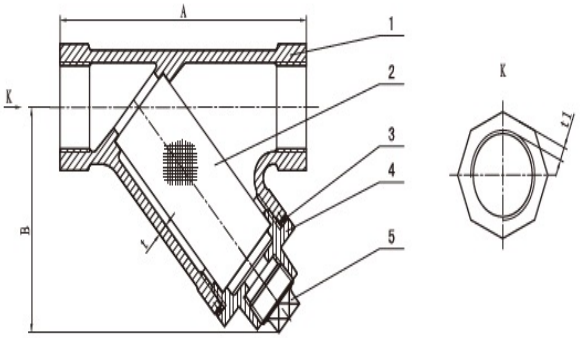

SIZE		DIMENSIONS(MM)				
inch	mm	A	B(max)	Plug	t	t1
1/4"	8	81	55	1/4"	2.4	2.4
3/8"	10	81	57	1/4"	2.5	2.5
1/2"	15	81	70	3/8"	2.54	2.54
3/4"	20	95	72	3/8"	3	3
1"	25	102	78	1/2"	4.06	4.06
1 1/4"	32	127	92	1/2"	4.83	4.83
1 1/2"	40	146	118	1/2"	4.83	4.83
2"	50	177	120	1/2"	5.59	5.59
2 1/2"	65	234	136	3/4"	5.59	5.59
3"	80	254	150	3/4"		

DI FLANGED WYE STRAINER

MIDLAND	DESCRIPTION
9642FL2	DI FLGD Y Strainer, Graphite Gasket, 2"/DN50
9642FL25	DI FLGD Y Strainer, Graphite Gasket, 2 1/2"/DN65
9642FL3	DI FLGD Y Strainer, Graphite Gasket, 3"/DN80
9642FL4	DI FLGD Y Strainer, Graphite Gasket, 4"/DN100
9642FL6	DI FLGD Y Strainer, Graphite Gasket, 6"/DN150
9642FL8	DI FLGD Y Strainer, Graphite Gasket, 8"/DN200
9642FL10	DI FLGD Y Strainer, Graphite Gasket, 10"/DN250
9642FL12	DI FLGD Y Strainer, Graphite Gasket, 12"/DN300



SIZE		DIMENSIONS(MM)					
inch	mm	L	D	D1	b	n-ϕd	H
2	50	200	152	120.5	16	4-ϕ19.1	155
2.5	65	254	178	139.5	17.5	4-ϕ19.1	165
3	80	257	191	152.5	19	4-ϕ19.1	180
4	100	308	229	190.5	24	8-ϕ19.1	229
5	125	397	254	216	24	8-ϕ22.2	285
6	150	470	279	241.5	25.5	8-ϕ22.2	311
8	200	549	343	298.5	28.5	8-ϕ22.2	394
10	250	654	406	362	30.5	12-ϕ25.4	487
12	300	759	483	432	32	12-ϕ25.4	547

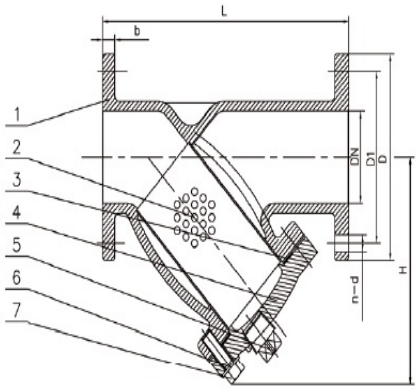

WARNING: This product can expose you to chemicals, including lead, which are known to the State of California to cause cancer and birth defects or other reproductive harm. For more information, visit www.P65Warnings.ca.gov

GATE VALVES
VALVES

IPS X IPS GATE VALVE



MIDLAND	DESCRIPTION
9640TH2	2 DI, IPS X IPS Gate Valve, NRS with EPDM Wedge
9640TH25	2 1/2 DI, IPS X IPS Gate Valve, NRS with EPDM Wedge
9640TH3	3 DI, IPS X IPS Gate Valve, NRS with EPDM Wedge
9640TH4	4 DI, IPS X IPS Gate Valve, NRS with EPDM Wedge
9640TH6	6 DI, IPS X IPS Gate Valve, NRS with EPDM Wedge

SIZE		DIMENSIONS(MM)	
inch	mm	L	H
2″	50	127	210
2.5″	65	140	232
3″	80	150	281
4″	100	190	316
6"	150	230	420

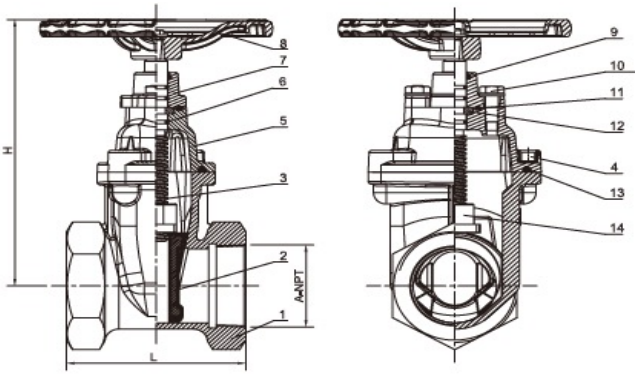

RT X RT GATE VALVE (PUSH-ON)



MIDLAND	DESCRIPTION
9640RT2	2 DI, RT X RT Gate Valve, NRS W/ OP Nut
9640RT25	2 1/2 DI, RT X RT Gate Valve, NRS W/ OP Nut
9640RT3	3 DI, RT X RT Gate Valve, NRS W/ OP Nut
9640RT4	4 DI, RT X RT Gate Valve, NRS W/ OP Nut
9640RT6	6 DI, RT X RT Gate Valve, NRS W/ OP Nut
9640RT8	8 DI, RT X RT Gate Valve, NRS W/ OP Nut

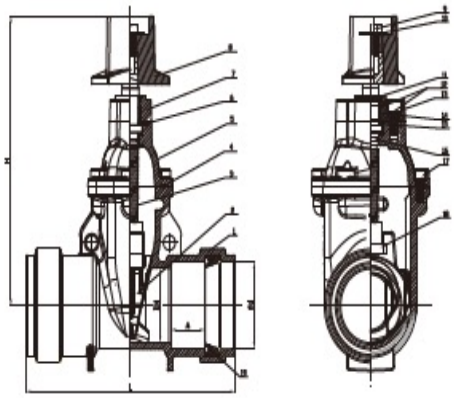

SIZE		PIPE O.D.	DIMENSIONS(MM)			
inch	mm	Average O.D. In.(mm)	L	H	A	d
2″	50	2.375(50.32)	260	278	50	62
2.5″	65	2.575(73.02)	273	300	53	75
3″	80	3.500(88.90)	305	321	57	90.5
4″	100	4.500(114.30)	350	375	57	117.5
6″	150	5.525(168.26)	428	455	95	172.5
8″	200	5.625(219.06)	470	565	110	222

WARNING: This product can expose you to chemicals, including lead, which are known to the State of California to cause cancer and birth defects or other reproductive harm. For more information, visit www.P65Warnings.ca.gov

FL X FL GATE VALVE

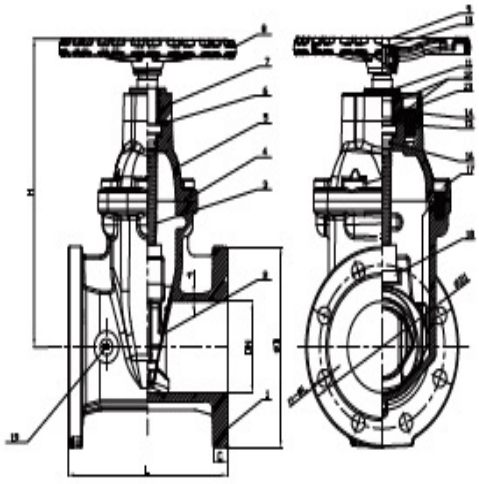

MIDLAND	DESCRIPTION
9640FL2	2 DI, FL X FL Gate Valve, NRS W/ OP Nut and H/W
9640FL25	2 1/2 DI, FL X FL Gate Valve, NRS W/ OP Nut and H/W
9640FL3	3 DI, FL X FL Gate Valve, NRS W/ OP Nut and H/W
9640FL4	4 DI, FL X FL Gate Valve, NRS W/ OP Nut and H/W
9640FL6	6 DI, FL X FL Gate Valve, NRS W/ OP Nut and H/W
9640FL8	8 DI, FL X FL Gate Valve, NRS W/ OP Nut and H/W
9640FL10	10 DI, FL X FL Gate Valve, NRS W/ OP Nut and H/W
9640FL12	12 DI, FL X FL Gate Valve, NRS W/ OP Nut and H/W

SIZE		DIMENSIONS(MM)					
inch	mm	L	H	D	D1	C	n-ϕL
2	50	176	254	152	120.7	15	4-ϕ19.1
2.5	65	190	275	178	139.7	17.5	4-ϕ19.1
3	80	203	301	191	152.4	19.1	4-ϕ19.1
4	100	229	355	229	190.5	19.1	8-ϕ19.1
5	125	254	393	254	215.9	19.1	8-ϕ22.2
6	150	267	448	279	241.3	19.1	8-ϕ22.2
8	200	292	548	343	290.5	22.2	8-ϕ22.2
10	250	330	626	405	362	23.5	12-ϕ25.4
12	300	356	722	463	431.5	25.4	12-ϕ25.4



WARNING: This product can expose you to chemicals, including lead, which are known to the State of California to cause cancer and birth defects or other reproductive harm. For more information, visit www.P65Warnings.ca.gov

VERTICAL POST INDICATORS
VALVES

VERTICAL POST INDICATORS

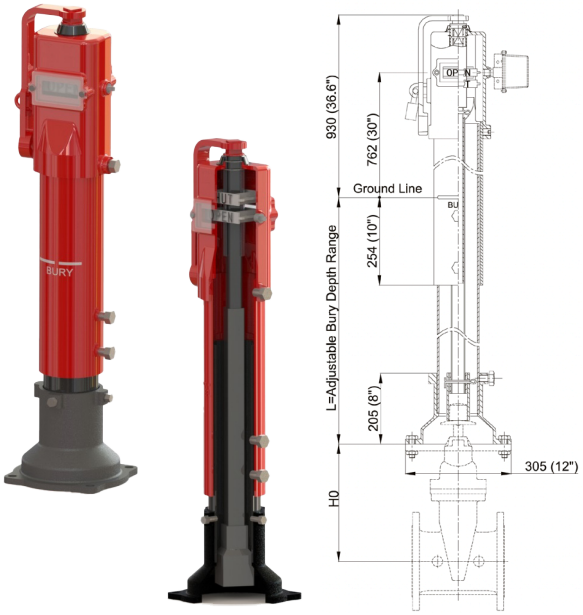

Specifications
Meet or Exceed the Requirements of NFPA 24 Standard.
Indicates the State of the Valve OPEN or SHUT Position.
Target Nut to allow 13 to 45 Turns.
"L" Shaped Wrench Handle fitting with a Secure Padlock (provided by user).
Protected Windows.
Telescoping Operating Rod.
Easily Adjustable Indicator OPEN and SHUT Targets.
UL/ULC 789 Listed and FM1110 Approved.
GOST Certification.

Corrosion Protection
Spray Painted Interior and Exterior to AWWA C550 Standard.
Stand Barrel: Black Bitumen Coated.

Options
Fusion Bonded Coating Interior and Exterior.
Tapped Supervisory Tamper Switch.
Stainless Steel Fasteners: A2-70 or A4-70.

PART #	SIZE	LIST
9600IPA412	Fits 4"-12"	

Material Specifications

PART	MATERIAL	ASTM SPECIFICATION
Post Head	Gray Cast Iron	A126 Class B
Operating Wrench	Ductile Iron	A536 Grade 65-45-12
Retaining Ring	Stainless Steel	A276 Type 304
Weather Cap	Polyethylene	Commercial
Threaded Sleeve	Stainless Steel	A276 Type 304
Pipe Plug	Malleable Iron	A47 Grade 22010
Target Plate	Aluminum Alloy	ASTM B26
Screw	Carbon Steel	A105
Target Plate	Aluminum Alloy	ASTM B26
Windows	Plexiglass	Commercial
Gasket	Rubber	D2000 NBR
Upper Barrel	Carbon Steel	A53 Type S Grade B
Lower Barrel	Carbon Steel	A53 Type S Grade B
Upper Rod	Carbon Steel	A53 Type S Grade B
Lower Rod	Carbon Steel	A53 Type S Grade B
Base Flange	Cast Iron	A126 Class B
Locking Bolts	Carbon Steel	A307 Grabe B
Locking Nuts	Carbon Steel	A 105
Cotter Pin	Stainless Steel	A276 Type 304

Dimension Data for Vertical Indicator Post (mm/inch)

SIZE	4	6	8	10	12	14
TURNS TO OPEN	13	20	26	33	39	45
H0	252/ 9.92	355/ 13.97	444/ 17.48	535/ 21.06	617/ 24.29	727/ 28.62

L = Adjustable Bury Depth Range

L	A	B
MIN	459/18.25	915/36
MAX	1003/39.5	1537/60.5

WARNING: This product can expose you to chemicals, including lead, which are known to the State of California to cause cancer and birth defects or other reproductive harm. For more information, visit www.P65Warnings.ca.gov

POST INDICATOR GATE VALVES
FL X FL ENDS



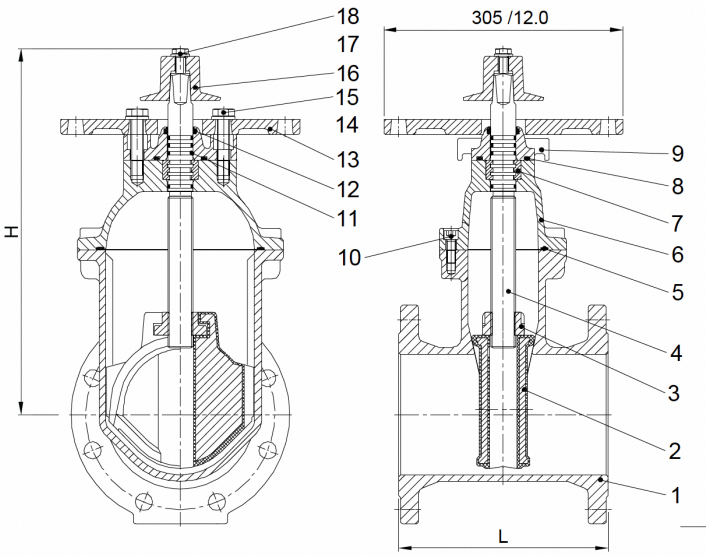

PART#	SIZE	CASE	WEIGHT	
9600FL4PIV	4"			---
9600FL6PIV	6"			---
9600FL8PIV	8"			---
9600FL10PIV	10"			---
9600FL12PIV	12"			---

NO.	DESCRIPTION	MATERIAL	ASTM SPECIFICATION
1	Body	Ductile Iron	A536 Grade 65-45-12
2	Wedge	EPDM Fully Encapsulated Ductile Iron	
3	Wedge Nut	Bronze	B148 C95200
4	Stem	Stainless Steel	A276 Type304
5	Gasket	Rubber EPDM	D2000
6	Bonnet	Ductile Iron	A536 Grade 65-45-12
7	Thrust Collar	Bronze	B148 C95200
8	O-Ring	Rubber NBR	D2000
9	Gland	Ductile Iron	A536 Grade 65-45-12
10	Screw	Carbon Steel	A307 GradeB
11	O-Ring	Rubber NBR	D2000
12	Scraper Seal	Rubber NBR	D2000
13	Post Plate	Ductile Iron	A536 Grade 65-45-12
14	Bolt	Stainless Steel	F593 Grade 304
15	Washer	Stainless Steel	A276 Type 304
16	Operating Nut	Ductile Iron	A536 Grade 65-45-12
17	Bolt	Stainless Steel	F593 Grade 304
18	Washer	Stainless Steel	A276 Type 304

MAIN DIMENSIONS					
PART #	9600FL4PIV	9600FL6PIV	9600FL8PIV	9600FL10PIV	9600FL12PIV
SIZE	4	6	8	10	12
L	229/9	267/10.5	292/11.5	330/13	356/14
H	350/13.75	465/18.3	559/22	635/25	724/28.5
D	305/12	305/12	305/12	305/12	305/12

WARNING: This product can expose you to chemicals, including lead, which are known to the State of California to cause cancer and birth defects or other reproductive harm. For more information, visit www.P65Warnings.ca.gov

POST INDICATOR GATE VALVES
VALVES

POST INDICATOR GATE VALVES
MJ X MJ ENDS



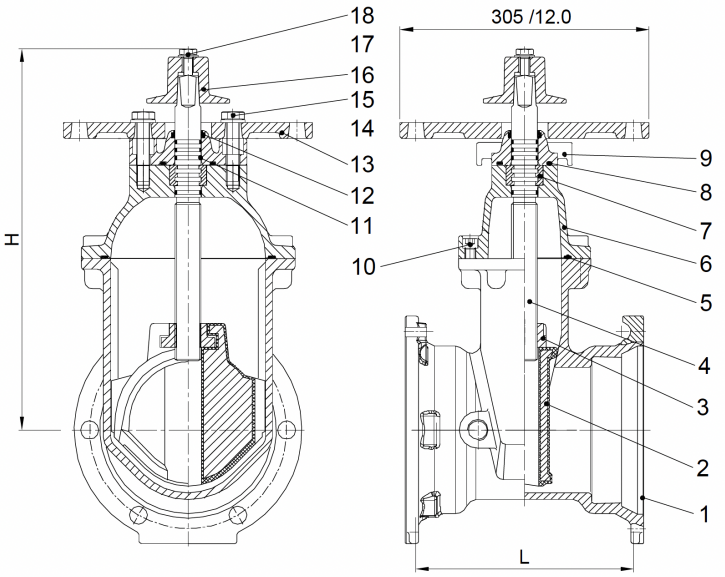

PART#	SIZE	CASE	WEIGHT	
9600MJ4PIV	4"			---
9600MJ6PIV	6"			---
9600MJ8PIV	8"			---
9600MJ10PIV	10"			---
9600MJ12PIV	12"			---

NO.	DESCRIPTION	MATERIAL	ASTM SPECIFICATION
1	Body	Ductile Iron	A536 Grade 65-45-12
2	Wedge	EPDM Fully Encapsulated Ductile Iron	
3	Wedge Nut	Bronze	B148 C95200
4	Stem	Stainless Steel	A276 Type304
5	Gasket	Rubber EPDM	D2000
6	Bonnet	Ductile Iron	A536 Grade 65-45-12
7	Thrust Collar	Bronze	B148 C95200
8	O-Ring	Rubber NBR	D2000
9	Gland	Ductile Iron	A536 Grade 65-45-12
10	Screw	Carbon Steel	A307 GradeB
11	O-Ring	Rubber NBR	D2000
12	Scraper Seal	Rubber NBR	D2000
13	Post Plate	Ductile Iron	A536 Grade 65-45-12
14	Bolt	Stainless Steel	F593 Grade 304
15	Washer	Stainless Steel	A276 Type 304
16	Operating Nut	Ductile Iron	A536 Grade 65-45-12
17	Bolt	Stainless Steel	F593 Grade 304
18	Washer	Stainless Steel	A276 Type 304

MAIN DIMENSIONS					
PART #	9600MJ4PIV	9600MJ6PIV	9600MJ8PIV	9600MJ10PIV	9600MJ12PIV
SIZE	4	6	8	10	12
L	254mm/10.0in	292mm/11.5in	318mm/12.5in	375mm/14.75in	378mm/14.9in
H	350mm/13.75in	465mm/18.3in	559mm/22.0in	635mm/25.0in	724mm/28.5in
D	305mm/12.0in	305mm/12.0in	305mm/12.0in	305mm/12.0in	305mm/12.0in

WARNING: This product can expose you to chemicals, including lead, which are known to the State of California to cause cancer and birth defects or other reproductive harm. For more information, visit www.P65Warnings.ca.gov

ASTMA105
ASME SA105
ANSI B16.5

CARBON STEEL FLANGES

• A105 Forged Steel • CLASS 150
(1-1/2 thru 6" available in #316 Stainless Steel add SS to part#)

FOR FLANGE SPECS SEE WWW.MIDLANDINDUSTRIES.COM/KNOWLEDGEBANK.PHP



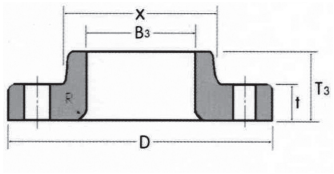

SLIP-ON 1/16" RAISED FACE CARBON STEEL FLANGE

PART #	SIZE	LIST PRICE
	1/2"	---
	3/4"	---
	1"	---
	1-1/4"	---
107024	1-1/2"	---
107025	2"	---
107026	2-1/2"	---
107027	3"	---
107029	4"	---
107031	6"	---
107032	8"	---
107033	10"	---
107034	12"	---



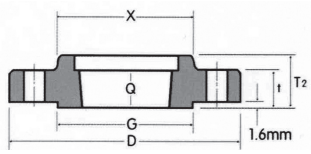

THREADED 1/16" RAISED FACE CARBON STEEL FLANGE

PART #	SIZE	LIST PRICE
107060	1/2"	---
107061	3/4"	---
107062	1"	---
107063	1-1/4"	---
107064	1-1/2"	---
107065	2"	---
107066	2-1/2"	---
107067	3"	---
107069	4"	---
107071	6"	---
107072	8"	---
107073	10"	---
107074	12"	---

NOMINAL PIPE SIZE	DEPTH OF SOCKET IN.	DRILLING			BOLTING				APPROXIMATE WEIGHT		
		BOLT CIRCLE DIAM-ETER	NUMBER OF HOLES	DIAM-ETER OF HOLES	DIAM-ETER OF BOLTS (INCH)	MACHINE BOLT LENGTH	STUD BOLT LENGTH		WELDING NECK	SLIP-ON AND THREAD-ED	BLIND
						RAISED FACE	RAISED FACE	RING JOINT			
	Y								LBS	LBS	LBS
1/2	.382	2.382	4	.618	1/2	2.00	2.252	-	1.146	1.036	1.036
3/4	.441	2.752	4	.618	1/2	2.00	2.50	-	2.028	1.653	1.389
1	.500	3.118	4	.618	1/2	2.252	2.50	3.00	2.425	1.893	2.094
1-1/4	.559	3.50	4	.618	1/2	2.252	2.752	3.252	3.086	3.086	3.086
1-1/2	.618	3.882	4	.618	1/2	2.50	2.752	3.252	3.99	3.109	3.571
2	.689	4.752	4	.752	5/8	2.752	3.252	3.752	6.173	4.982	5.82
2-1/2	.752	5.5	4	.752	5/8	3.00	3.50	4.00	9.436	7.562	8.951
3	.811	6.0	4	.752	5/8	3.00	3.50	4.00	11.42	8.818	11.023
4	.941	7.50	8	.752	5/8	3.00	3.50	4.00	16.138	12.677	16.535
6	1.059	9.50	8	.882	3/4	3.252	4.00	4.50	24.824	17.196	26.455
8	1.252	11.752	8	.882	3/4	3.50	4.252	4.752	39.683	28.66	44.092
10	1.311	14.252	12	1.00	7/8	4.00	4.50	5.00	55.116	37.699	66.139
12	1.559	17	12	1.00	7/8	4.00	4.752	5.252	85.936	61.024	97.003

WARNING: This product can expose you to chemicals, including lead, which are known to the State of California to cause cancer and birth defects or other reproductive harm. For more information, visit www.P65Warnings.ca.gov

FORGED STEEL FLANGES

VALVES

ASTMA105
ASME SA105
ANSI B16.5

• A105 Forged Steel

• CLASS 150

(1-1/2 thru 6" available in #316 Stainless Steel add SS to part#)



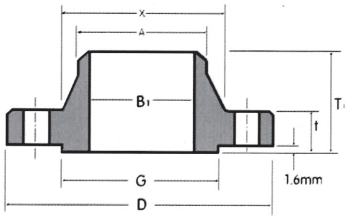

WELD NECK CARBON STEEL FLANGE

PART #	SIZE	LIST PRICE
	1/2"	---
	3/4"	---
	1"	---
	1-1/4"	---
107004	1-1/2"	---
107005	2"	---
	2-1/2"	---
107007	3"	---
107009	4"	---
107011	6"	---



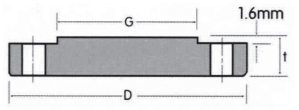

BLIND 1/16" RAISED FACE CARBON STEEL FLANGE

PART #	SIZE	LIST PRICE
107040	1/2"	---
	3/4"	---
107042	1"	---
107043	1-1/4"	---
107044	1-1/2"	---
107045	2"	---
	2-1/2"	---
107047	3"	---
107049	4"	---
107051	6"	---

NOMINAL PIPE SIZE	OUTSIDE DIAMETER	O.D OF RAISED FACE	DIAMETER AT BASE OF HUB	THICKNESS	BORE	LENGTH THRU HUB	
					WELDING NECK SOCK-ET WELDING	WELDING NECK	SLIP-ON THREADED SOCKET WELDING
	D	G	X	T	B1	T1	T2
1/2 3/4 1	3.504 3.898 4.252	1.382 1.689 2.00	1.189 1.50 1.941	.441 .50 .559	.618 .819 1.051	1.882 2.059 2.189	.618 .618 .689
1-1/4 1-1/2 2	4.606 5.00 5.984	2.50 2.882 3.618	2.311 2.559 3.059	.618 .689 .752	1.382 1.610 2.071	2.252 2.441 2.50	.811 .882 1.00
2-1/2 3	7.008 7.52	4.118 5.00	3.559 4.252	.882 .941	2.469 3.071	2.752 2.752	1.118 1.189
4 6	9.016 10.984	6.189 8.50	5.311 7.559	.941 1.00	4.031 6.071	3.00 3.50	1.311 1.559
8 10 12	13.504 15.984 19.016	10.618 12.752 15.00	9.689 12.00 14.382	1.118 1.189 1.252	7.980 10.02 12.00	4.00 4.00 4.50	1.752 1.941 2.189

WARNING: This product can expose you to chemicals, including lead, which are known to the State of California to cause cancer and birth defects or other reproductive harm. For more information, visit www.P65Warnings.ca.gov

BLACK AND GALV. DUCTILE IRON REDUCING COMPANION FLANGES

VALVES

THREADED COMPANION FLANGE CLASS 125 PATTERN (BLACK & GALVANIZED)

* Dimensions, faced and drilled in accordance with asme b16.42/Awwa c110
* Coating: available in black electrophoretic coating and hot dip galvanized* hot-dipped galvanized conform to astm a153; companion flange threads conform to asme b1.20.1
* Application: waterworks, pump, irrigation
* 150psi

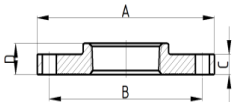



BLACK

PART #	DESCRIPTION (DI FLANGE)	A (INCH)	B (INCH)	C (INCH)	D (INCH)	BOLT HOLE SIZE	NO. OF HOLES	UNIT WEIGHT (KG)	
108075	3" x 2"	7.50	6.00	0.75	1.19	ϕ0.75	4	4.3827	---
108076	3" x 2-1/2"	7.50	6.00	0.75	1.19	ϕ0.75	4	4.2013	---
108077	4" x 1-1/2"	9.00	7.50	0.94	1.31	ϕ0.75	8	6.8352	---
108088	4" x 2"	9.00	7.50	0.94	1.31	ϕ0.75	8	6.4168	---
108089	4" x 2-1/2"	9.00	7.50	0.94	1.31	ϕ0.75	8	6.3343	---
108090	4" x 3"	9.00	7.50	0.94	1.31	ϕ0.75	8	6.081	---
108091	5" x 4"	10.00	8.50	0.94	1.44	ϕ0.875	8	6.8761	---
108094	6" x 2"	11.00	9.50	1.00	1.56	ϕ0.875	8	10.6349	---
108095	6" x 3"	11.00	9.50	1.00	1.56	ϕ0.875	8	10.1831	---
108092	6" x 4"	11.00	9.50	1.00	1.56	ϕ0.875	8	9.4563	---
108096	8" x 4"	13.50	11.75	1.12	1.75	ϕ0.875	8	17.1296	---
108097	8" x 6"	13.50	11.75	1.12	1.75	ϕ0.875	8	15.2184	---
108098	8" x 2"	16.00	14.25	1.19	1.94	ϕ1	12	26.54	---
108099	8" x 3"	---	---	---	---	---	---	---	---
108100	10" x 2"	---	---	---	---	---	---	---	---
108101	12" x 2"	---	---	---	---	---	---	---	---

GALVANIZED

108031	2-1/2" x 2"	6.00	4.75	0.75	1.19	ϕ0.75	4	3.623	---
108032	3" x 2"	7.50	6.00	0.75	1.19	ϕ0.75	4	4.3827	---
108033	3" x 2-1/2"	7.50	6.00	0.75	1.19	ϕ0.75	4	4.2013	---
108034	4" x 2"	9.00	7.50	0.94	1.31	ϕ0.75	8	6.4168	---
108035	4" x 2-1/2"	9.00	7.50	0.94	1.31	ϕ0.75	8	6.3343	---
108036	4" x 3"	9.00	7.50	0.94	1.31	ϕ0.75	8	6.081	---
108038	6" x 2"	11.00	9.50	1.00	1.56	ϕ0.875	8	10.6349	---
108039	6" x 2-1/2"	11.00	9.50	1.00	1.56	ϕ0.875	8	10.5386	---
108037	6" x 4"	11.00	9.50	1.00	1.56	ϕ0.875	8	9.4563	---
108040	8" x 4"	13.50	11.75	1.12	1.75	ϕ0.875	8	17.1296	---
108041	8" x 6"	13.50	11.75	1.12	1.75	ϕ0.875	8	15.2184	---

WARNING: This product can expose you to chemicals, including lead, which are known to the State of California to cause cancer and birth defects or other reproductive harm. For more information, visit www.P65W...

BLACK AND GALVANIZED COMPANION FLANGES

VALVES

DUCTILE IRON THREADED COMPANION FLANGES

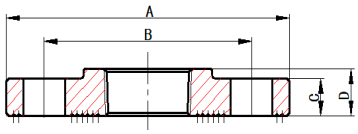



*Dimensions, faced and drilled in accordance with asme b16.42/Awwa c110
*Coating: available in black electrophoretic coating and hot dip galvanized
*Hot-dipped galvanized conform to astm a153; companion flange threads conform to asme b1.20.1 *Application: water-works, pump, irrigation

BLACK

PART # (BLACK)	DESCRIPTION (THREADED)	SIZE (INCH)	A (INCH)	B (INCH)	C (INCH)	D (INCH)	BOLT HOLE SIZE	NO. OF HOLES	UNIT WEIGHT (KG)	
108062	1 150	1"	4.25	3.12	0.44	0.75	ϕ0.625	4	0.8347	---
108063	1 1/4 150	1-1/4"	4.62	3.5	0.5	0.81	ϕ0.625	4	1.0797	---
108064	1 1/2 150	1-1/2"	5	3.88	0.56	0.88	ϕ0.625	4	1.3217	---
108065	2 150	2"	6	4.75	0.62	1	ϕ0.75	4	2.1457	---
108066	2 1/2 150	2-1/2"	7	5.5	0.69	1.12	ϕ0.75	4	3.4182	---
108067	3 150	3"	7.5	6	0.75	1.19	ϕ0.75	4	3.9051	---
108069	4 150	4"	9	7.5	0.94	1.31	ϕ0.75	8	5.5254	---
108071	6 150	6"	11	9.5	1	1.56	ϕ0.875	8	7.5328	---
108072	8 150	8"	13.5	11.75	1.12	1.75	ϕ0.875	8	13.0201	---
108073	10 150	10"	16	14.25	1.19	1.94	ϕ1	12	22.854	---
108074	12 150	12"	19	17	1.25	2.19	ϕ1	12	26.5451	---

GALVANIZED

108025	2 150	2"	6	4.75	0.62	1	ϕ0.75	4	2.1457	---
108026	2 1/2 150	2-1/2"	7	5.5	0.69	1.12	ϕ0.75	4	3.4182	---
108027	3 150	3"	7.5	6	0.75	1.19	ϕ0.75	4	3.9051	---
108028	4 150	4"	9	7.5	0.94	1.31	ϕ0.75	8	5.5254	---
108029	6 150	6"	11	9.5	1	1.56	ϕ0.875	8	7.5328	---

BLIND FLANGES





PART # (BLACK)	SIZE (INCH)	A (INCH)	B (INCH)	C (INCH)	BOLT HOLE SIZE	NO. OF HOLES	UNIT WEIGHT (KG)	
108065BF	2"	6	4.75	0.62	ϕ0.75	4	2.3731	
108067BF	3"	7.5	6	0.94	ϕ0.75	4	4.8547	
108069BF	4"	9	7.5	0.94	ϕ0.75	8	6.5341	
108071BF	5"	10	8.5	0.94	ϕ0.875	8	7.9894	
108070BF	6"	11	9.5	1	φ0.875	8	10.811	
108072BF	8"	13.5	11.75	1.12	φ0875	8	18.6264	
108073BF	10"	16	14.25	1.19	φ1	12	26.2487	

WARNING: This product can expose you to chemicals, including lead, which are known to the State of California to cause cancer and birth defects or other reproductive harm. For more information, visit www.P65Warnings.ca.gov

#150 BOLT & GASKET SET W/ PLATED STEEL BOLTS/NUTS & FULL FACE RED RUBBER GASKETS



PART #	SIZE	BOLT HOLES	LIST
987245	2″ Bolt & Gasket Set	4	
987246	2-1/2″ Bolt & Gasket Set	4	
987247	3″ Bolt & Gasket Set	4	
987248	4″ Bolt & Gasket Set	8	
987249	5″ Bolt & Gasket Set	8	
987250	6″ Bolt & Gasket Set	8	
987251	8″ Bolt & Gasket Set	8	
987252	10″ Bolt & Gasket Set	12	
987253	12″ Bolt & Gasket Set	12	

#150 BOLT & GASKET SET W/ PLATED STEEL BOLTS/NUTS & NON-ASBESTOS GASKETS



PART #	SIZE	LIST
987254	2″ Bolt & Gasket Set	
987255	2-1/2″ Bolt & Gasket Set	
987256	3″ Bolt & Gasket Set	
987257	4″ Bolt & Gasket Set	
987258	5″ Bolt & Gasket Set	
987259	6″ Bolt & Gasket Set	
987260	8″ Bolt & Gasket Set	
987261	10″ Bolt & Gasket Set	
987262	12″ Bolt & Gasket Set	

#150 BOLT & GASKET SET W/ 304SS BOLTS/NUTS & FULL FACE RED RUBBER GASKETS



PART #	SIZE	BOLT HOLES	LIST
988245	2″ Bolt & Gasket Set	4	
988246	2-1/2″ Bolt & Gasket Set	4	
988247	3″ Bolt & Gasket Set	4	
988248	4″ Bolt & Gasket Set	8	
988249	5″ Bolt & Gasket Set	8	
988250	6″ Bolt & Gasket Set	8	
988251	8″ Bolt & Gasket Set	8	
988252	10″ Bolt & Gasket Set	12	
988253	12″ Bolt & Gasket Set	12	

WARNING: This product can expose you to chemicals, including lead, which are known to the State of California to cause cancer and birth defects or other reproductive harm. For more information, visit www.P65Warnings.ca.gov

GASKET SETS

VALVES

#150 BOLT & GASKET SET W/ 304SS BOLTS/NUTS & NON-ASBESTOS GASKETS



PART #	SIZE	LIST
988254	2″ Bolt & Gasket Set	
988255	2-1/2″ Bolt & Gasket Set	
988256	3″ Bolt & Gasket Set	
988257	4″ Bolt & Gasket Set	
988258	5″ Bolt & Gasket Set	
988259	6″ Bolt & Gasket Set	
988260	8″ Bolt & Gasket Set	
988261	10″ Bolt & Gasket Set	
988262	12″ Bolt & Gasket Set	

FULL FACE RED RUBBER GASKET



PART #	SIZE	BOLT HOLES	LIST
988400	2″ Gasket	4	
988401	2-1/2″ Gasket	4	
988402	3″ Gasket	4	
988403	4″ Gasket	8	
988404	5″ Gasket	8	
988405	6″ Gasket	8	
988406	8″ Gasket	8	
988407	10″ Gasket	12	
988408	12″ Gasket	12	

NON-ASBESTOS RING GASKET



PART #	SIZE	LIST
987400	2″ Gasket	
987401	2-1/2″ Gasket	
987402	3″ Gasket	
987403	4″ Gasket	
987404	5″ Gasket	
987405	6″ Gasket	
987406	8″ Gasket	
987407	10″ Gasket	
987408	12″ Gasket	

WARNING: This product can expose you to chemicals, including lead, which are known to the State of California to cause cancer and birth defects or other reproductive harm. For more information, visit www.P65Warnings.ca.gov

NIPPLES & FITTINGS



BRASS & BRONZE

Brass Nipples - Sch 40
C/P Brass Nipples
Bronze Fittings
Lead Free Bronze Fittings
C/P Fittings
Bronze Drop Ear Elbows
LF NPI Water Service Fittings

STAINLESS STEEL

Stainless Nipples
150# Cast SS Fittings

BLACK & GALVANIZED

Sch. 40 Welded Steel Nipples
Single Run
Nipple Assortments
Sch. 80 Seamless Steel nipple
Sch. XXS Seamless Steel Nipple
Groove Nipples
Merchant Couplings
API Line Couplings
Malleable Fittings
Steel Fittings
300# Malleable
Bull Plugs and Swages
Forged Steel Fanges
Companion Flanges
Blind Flanges

WARNING: This product can expose you to chemicals, including Nickel, which are known to the State of California to cause cancer.
For more information, visit www.P65Warnings.ca.gov

BRASS NIPPLES



We hereby certify that to the best of our knowledge and belief the CDA 230 alloy seamless Red Brass Pipe from which our nipples are produced meet the requirements of ASTM Specifications B43 and is free of mercury contamination. The chemical analysis is 85% copper, 15% Zinc and conforms to federal Specifications WWN-351. Our brass nipples meet ANSI/ASTM B687-96 and MS51846 for standard brass nipples, and MS51872 for extra heavy brass nipples.

Threads: Nipples are threaded with American Standard taper pipe threads (NPT) in accordance with screw-thread standard for Federal Services Handbook H-58. ANSI B1.20.1

This product is certified by NSF to NSF/ANSI 61 for use in drinking water supplies of pH 6.5 and above.

- ASTM B43
- ANSI B1.20.1, WW-N-351
- ANSI/ ASTM B687-96
- NSF-61 Approved
- MS51846 STD Brass Nipples
- RoHS compliant

SEE OUR WEBSITE FOR EXTRA HEAVY BRASS NIPPLES AND EXTRA HEAVY BRONZE FITTINGS

STANDARD RED BRASS 85%
PIPE WITH THREADED ENDS SPECIFICATIONS:

PIPE SIZE IN INCHES	DIMENSION IN INCHES		
	O.D.	I.D.	WALL THICKNESS
1/8"	.405	.281	.062
1/4"	.540	.376	.082
3/8"	.675	.495	.090
1/2"	.840	.626	.107
3/4"	1.050	.822	.114
1"	1.315	1.063	.126
1-1/4"	1.660	1.368	.146
1-1/2"	1.900	1.600	.150
2"	2.375	2.063	.156
2-1/2"	2.875	2.501	.187
3"	3.500	3.062	.219
3-1/2"	4.000	3.500	.250
4"	4.500	4.000	.250
4-1/2"	5.000	4.500	.250
5"	5.563	5.063	.250
6"	6.625	6.125	.250

ALLOWABLE PRESSURE POUNDS PER SQUARE INCH				
STANDARD SIZE (INCHES)	@ 100° F	@ 200° F	@ 300° F	@ 400° F
1/8"	370	370	320	140
1/4"	870	870	760	330
3/8"	890	890	780	340
1/2"	900	900	790	340
3/4"	810	810	710	310
1"	630	630	560	240
1-1/4"	690	690	610	260
1-1/2"	630	630	560	240
2"	540	540	480	210
2-1/2"	450	450	390	170
3"	510	510	450	190
3-1/2"	570	570	500	220
4"	510	510	440	190
5"	410	410	360	160
6"	340	340	300	130

No-Lead 125LB seamless Threaded Red Brass Nipples - 2200

LEAD FREE

WARNING: This product can expose you to chemicals, including Nickel, which are known to the State of California to cause cancer. For more information, visit www.P65Warnings.ca.gov

113RB



LEAD FREE

1/8" - 27

1/8" DIAMETER SCH 40 SEAMLESS

PART #	LENGTH	BOX/CASE	APPROX. WT. LBS.	LIST
40001	Close (3/4")	25/400	0.02	---
40002	x 1-1/2"	25/400	0.03	---
40003	x 2"	25/400	0.04	---
40004	x 2-1/2"	25/400	0.05	---
40005	x 3"	25/400	0.06	---
40006	x 3-1/2"	25/400	0.07	---
40007	x 4"	25/400	0.08	---
40008	x 4-1/2"	25/400	0.10	---
40009	x 5"	25/400	0.11	---
40010	x 5-1/2"	25/400	0.12	---
40011	x 6"	25/400	0.13	---
40012	x 7"	25/400	0.15	---
40013	x 8"	25/400	0.17	---
40014	x 9"	25/400	0.19	---
40015	x 10"	25/400	0.21	---
40017	x 12"	25/400	0.25	---



LEAD FREE

1/4"-18

1/4" DIAMETER SCH 40 SEAMLESS

PART #	LENGTH	BOX/CASE	APPROX. WT. LBS.	LIST
40020	Close (7/8")	25/400	0.03	---
40021	x 1-1/2"	25/400	0.05	---
40022	x 2"	25/400	0.07	---
40023	x 2-1/2"	25/400	0.09	---
40024	x 3"	25/400	0.11	---
40025	x 3-1/2"	25/400	0.13	---
40026	x 4"	25/400	0.14	---
40027	x 4-1/2"	25/400	0.16	---
40028	x 5"	25/400	0.18	---
40029	x 5-1/2"	25/400	0.20	---
40030	x 6"	25/400	0.22	---
40031	x 7"	25/200	0.25	---
40032	x 8"	25/200	0.29	---
40034	x 10"	25/200	0.36	---
40035	x 11"	25/200	0.40	---
40036	x 12"	25/200	0.43	---

WARNING: This product can expose you to chemicals, including Nickel, which are known to the State of California to cause cancer. For more information, visit www.P65Warnings.ca.gov

BRASS SCH 40 SEAMLESS

FITTINGS AND NIPPLES



LEAD FREE

3/8"-18

3/8" DIAMETER SCH 40 SEAMLESS

PART #	LENGTH	BOX/CASE	APPROX. WT. LBS.	LIST
40040	Close (1")	25/400	0.05	---
40041	x 1-1/2"	25/400	0.08	---
40042	x 2"	25/400	0.10	---
40043	x 2-1/2"	25/400	0.13	---
40044	x 3"	25/400	0.16	---
40045	x 3-1/2"	25/400	0.18	---
40046	x 4"	25/400	0.21	---
40047	x 4-1/2"	25/300	0.23	---
40048	x 5"	25/300	0.26	---
40049	x 5-1/2"	25/300	0.29	---
40050	x 6"	25/300	0.31	---
40051	x 7"	25/200	0.36	---
40052	x 8"	25/150	0.42	---
40054	x 10"	25/100	0.52	---
40056	x 12"	25/100	0.62	---

113RB



LEAD FREE

1/2" - 14

1/2" DIAMETER SCH 40 SEAMLESS

PART #	LENGTH	BOX/CASE	APPROX. WT. LBS.	LIST
40060	Close (1-1/8")	25/400	0.09	---
40061	x 1-1/2"	25/400	0.12	---
40062	x 2"	25/400	0.16	---
40063	x 2-1/2"	25/300	0.20	---
40064	x 3"	25/300	0.23	---
40065	x 3-1/2"	25/300	0.27	---
40066	x 4"	25/200	0.31	---
40067	x 4-1/2"	25/200	0.35	---
40068	x 5"	25/200	0.39	---
40069	x 5-1/2"	25/200	0.43	---
40070	x 6"	25/200	0.47	---
40071	x 7"	25/100	0.55	---
40072	x 8"	25/100	0.62	---
40073	x 9"	25/100	0.70	---
40074	x 10"	25/75	0.78	---
40075	x 11"	25/75	0.86	---
40076	x 12"	25/75	0.94	---
40079	x 24"			
40245	x 36"			

WARNING: This product can expose you to chemicals, including Nickel, which are known to the State of California to cause cancer. For more information, visit www.P65Warnings.ca.gov

BRASS SCH 40 SEAMLESS

FITTINGS AND NIPPLES



LEAD FREE

3/4" - 14

3/4" DIAMETER SCH 40 SEAMLESS

PART #	LENGTH	BOX/CASE	APPROX. WT. LBS.	LIST
40080	Close (1- 3/8")	25/400	0.15	---
40081	x 1-1/2"	25/400	0.16	---
40082	x 2"	25/300	0.21	---
40083	x 2-1/2"	25/300	0.27	---
40084	x 3"	25/200	0.32	---
40085	x 3-1/2"	25/200	0.37	---
40086	x 4"	25/150	0.43	---
40087	x 4-1/2"	25/150	0.48	---
40088	x 5"	25/100	0.53	---
40089	x 5-1/2"	25/100	0.59	---
40090	x 6"	25/100	0.64	---
40091	x 7"	25/75	0.75	---
40092	x 8"	25/75	0.85	---
40093	x 9"	25/75	0.96	---
40094	x 10"	25/50	1.06	---
40095	x 11"	25/50	1.17	---
40096	x 12"	25/50	1.28	---
40097	x 18"	1/1	1.92	---
40098	x 24"	1/1	2.56	---
40099	x 36"	1/1	3.84	

113RB



LEAD FREE

1" - 11 1/2

1" DIAMETER SCH 40 SEAMLESS

PART #	LENGTH	BOX/CASE	APPROX. WT. LBS.	LIST
40100	Close (1-1/2")	25/200	0.23	---
40101	x 2"	25/200	0.30	---
40102	x 2-1/2"	25/150	0.38	---
40103	x 3"	25/150	0.45	---
40104	x 3-1/2"	25/100	0.53	---
40105	x 4"	25/100	0.60	---
40106	x 4-1/2"	25/100	0.68	---
40107	x 5"	25/75	0.75	---
40108	x 5-1/2"	25/75	0.83	---
40109	x 6"	25/50	0.94	---
40110	x 7"	25/50	1.05	---
40111	x 8"	25/50	1.20	---
40112	x 9"	25/50	1.35	---
40113	x 10"	25/50	1.50	---
40114	x 11"	25/50	1.65	---
40115	x 12"	20/40	1.80	---
40118	x 18"			
40119	x 24"			
40273	x 30"			
40262	x 36"			

WARNING: This product can expose you to chemicals, including Nickel, which are known to the State of California to cause cancer. For more information, visit www.P65Warnings.ca.gov

BRASS SCH 40 SEAMLESS

FITTINGS AND NIPPLES



LEAD FREE

1 1/4" - 11 1/2

1-1/4" DIAMETER SCH 40 SEAMLESS

PART #	LENGTH	BOX/CASE	APPROX. WT. LBS.	LIST
40120	Close (1-5/8")	25/100	0.36	---
40121	x 2"	25/100	0.44	---
40122	x 2-1/2"	25/100	0.56	---
40123	x 3"	25/100	0.67	---
40124	x 3-1/2"	25/100	0.78	---
40125	x 4"	25/50	0.89	---
40126	x 4-1/2"	25/50	1.00	---
40127	x 5"	25/50	1.11	---
40128	x 5-1/2"	25/50	1.22	---
40129	x 6"	25/50	1.33	---
40131	x 8"	25/50	1.78	---
40135	x 12"	25/50	2.67	---

113RB



LEAD FREE

1-1/2" - 11 1/2

1-1/2" DIAMETER SCH 40 SEAMLESS

PART #	LENGTH	BOX/CASE	APPROX. WT. LBS.	LIST
40140	Close (1-3/4")	25/100	0.46	---
40141	x 2"	25/100	0.53	---
40142	x 2-1/2"	25/50	0.66	---
40143	x 3"	25/50	0.79	---
40144	x 3-1/2"	25/50	0.93	---
40145	x 4"	25/50	1.06	---
40146	x 4-1/2"	25/50	1.19	---
40147	x 5"	20/40	1.32	---
40148	x 5-1/2"	20/40	1.46	---
40149	x 6"	20/40	1.59	---
40151	x 8"	20/40	2.12	---
40153	x 10"	20/40	2.65	---
40155	x 12"	1/15	3.18	---
40156	x 18"			
40158	x 24"			
40159	x 36"			

WARNING: This product can expose you to chemicals, including Nickel, which are known to the State of California to cause cancer. For more information, visit www.P65Warnings.ca.gov

BRASS SCH 40 SEAMLESS

FITTINGS AND NIPPLES



LEAD FREE

2" - 11 1/2

2" DIAMETER SCH 40 SEAMLESS

PART #	LENGTH	BOX/CASE	APPROX. WT. LBS.	LIST
40160	Close (2")	25/50	0.69	---
40161	x 2-1/2"	25/50	0.86	---
40162	x 3"	25/50	1.03	---
40163	x 3-1/2"	25/50	1.20	---
40164	x 4"	1/25	1.37	---
40165	x 4-1/2"	1/25	1.54	---
40166	x 5"	1/25	1.72	---
40167	x 5-1/2"	1/25	1.89	---
40168	x 6"	1/25	2.06	---
40169	x 7"	1/20	2.40	---
40170	x 8"	1/18	2.74	---
40171	x 9"	1/18	3.09	---
40172	x 10"	1/18	3.43	---
40174	x 12"	1/14	4.12	---
40175	x 18"	1/1	6.18	---
40176	x 24"	1/1	8.24	---
40177	x 30"			
40178	x 36"	1/1	12.36	---
40179	x 48"	1/1	16.48	---
40276	x 60"			
40280	x 72"			

113RB



LEAD FREE

2 1/2" - 8

2-1/2" DIAMETER SCH 40 SEAMLESS

PART #	LENGTH	BOX/CASE	APPROX. WT. LBS.	LIST
40180	Close (2-1/2")	1/36	1.26	---
40181	x 3"	1/36	1.51	---
40182	x 3-1/2"	1/30	1.76	---
40183	x 4"	1/30	2.02	---
40184	x 4-1/2"	1/30	2.27	---
40185	x 5"	1/20	2.52	---
40186	x 5-1/2"	1/20	2.77	---
40187	x 6"	1/20	3.03	---
40189	x 8"			
40193	x 12"			

See our Valve section for 2-1/2, 3 and 4" Valves

WARNING: This product can expose you to chemicals, including Nickel, which are known to the State of California to cause cancer. For more information, visit www.P65Warnings.ca.gov

BRASS SCH 40 SEAMLESS

FITTINGS AND NIPPLES



LEAD FREE

3" DIAMETER SCH 40 SEAMLESS

PART #	LENGTH	BOX/CASE	APPROX. WT. LBS.	LIST
40200	Close (2-5/8")	1/24	1.89	---
40201	x 3"	1/20	2.16	---
40202	x 3-1/2"	1/18	2.52	---
40203	x 4"	1/18	2.88	---
40205	x 5"	1/18	3.60	---
40206	x 5-1/2"	1/18	3.96	---
40207	x 6"	1/12	4.32	---
40209	x 8"	1/1	5.76	---
40211	x 10"			
40213	x 12"	1/1		---

113RB



LEAD FREE

4" DIAMETER SCH 40 SEAMLESS

PART #	LENGTH	BOX/CASE	APPROX. WT. LBS.	LIST
40220	Close (2-7/8)	1/20	2.40	---
40222	x 3-1/2"	1/10	3.18	---
40223	x 4"	1/10	3.71	---
40234	x 6"	1/5	6.36	---
40229	x 8"			
40233	x 12"			

WARNING: This product can expose you to chemicals, including Nickel, which are known to the State of California to cause cancer.
For more information, visit www.P65Warnings.ca.gov

113CP



LEAD FREE

3/8" DIAMETER CHROME PLATED

PART #	LENGTH	BOX/CASE	APPROX. WT. LBS.	LIST
41040	X Close	5/25	0.05	---
41041	x 1-1/2"	5/25	0.08	---
41042	x 2"	5/25	0.10	---
41043	x 2-1/2"	5/25	0.13	---
41044	x 3"	5/25	0.16	---
41045	x 3-1/2"	5/25	0.18	---
41046	x 4"	5/25	0.21	---
41047	x 4-1/2"	5/25	0.23	---
41048	x 5"	5/25	0.26	---
41049	x 5-1/2"	5/25	0.29	---
41050	x 6"	5/25	0.31	---
41054	x 10"	1/1	0.52	



LEAD FREE

1/2" DIAMETER CHROME PLATED

PART #	LENGTH	BOX/CASE	APPROX. WT. LBS.	LIST
41060	X Close	5/25	0.09	---
41061	x 1-1/2"	5/25	0.12	---
41062	x 2"	5/25	0.16	---
41063	x 2-1/2"	5/25	0.20	---
41064	x 3"	5/25	0.23	---
41065	x 3-1/2"	5/25	0.27	---
41066	x 4"	5/25	0.31	---
41067	x 4-1/2"	5/25	0.35	---
41068	x 5"	5/25	0.39	---
41069	x 5-1/2"	5/25	0.43	---
41070	x 6"	5/25	0.47	---
41072	x 8"			
41074	x 10"	1/1	0.78	---
41076	x 12"	1/1	0.94	

WARNING: This product can expose you to chemicals, including Nickel, which are known to the State of California to cause cancer. For more information, visit www.P65Warnings.ca.gov

BRONZE FITTINGS

UL842, UL258, UL125,FM



CLASS 125 (150) FOR STEAM, WATER, GAS, OIL AND AIR SERVICE

STANDARD SPECIFICATIONS

- UL/ FM Approved
- 1S0 9001:2000
- Not Lead Free
- RoHS Compliant

Materials - ASTM B62-93 (85,5,5,5) C83600
Dimensions - ANSI B 16.15
Threads - ANSI B2.1 or BA 21 and Fed. WW-P-460C, MSS-SP-106, ANSI/ASME B1.20.1

Bronze threaded fittings are manufactured from smooth-cored castings, designed to provide full flow with minimum restriction. All threads are accurately machined and gauged to ensure a perfect fit with the pipe. All fittings are individually tested under water to ensure quality. Bronze provides a tighter seal and is easier to install than other metals. Can be used for water, plumbing, heating, pneumatic and marine applications, able to resist the harmful effects of corrosion when coming into contact with salt water or fresh water polluted with mineral acids or peaty soils.

LEAD FREE BRASS FITTINGS



- Approved to ANSI/NSF 61-4 California AB 1953
- Meets Federal State Drinking Water Act, Lead Free Requirement
- Brass fittings conform to AWWA C800
- Brass castings conform to ASTM B584, UNS Alloy C8933
- Brass fittings dimensions conform to ASME B16.15
- NPT threads on all fittings conform to ASME B1.20.1
- Brass unions conform to specification A-A-59617
- Manufacturing facilities are ISO 9001:2008

WARNING: This product can expose you to chemicals, including Nickel, which are known to the State of California to cause cancer. For more information, visit www.P65Warnings.ca.gov

BRONZE/ LEAD FREE BRONZE

FITTINGS AND NIPPLES

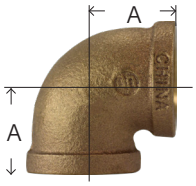

100RB

738100

LEAD FREE



90° ELBOWS

PART #	LIST	BOX/CASE	SIZE	PART #	LIST
44100	---	50/600	1/8″	44100LF	---
44101	---	35/420	1/4″	44101LF	---
44102	---	90/360	3/8″	44102LF	---
44103	---	50/200	1/2″	44103LF	---
44104	---	35/105	3/4″	44104LF	---
44105	---	20/60	1″	44105LF	---
44106	---	20/40	1-1/4″	44106LF	---
44107	---	15/30	1-1/2″	44107LF	---
44108	---	8/16	2″	44108LF	---
44109	---	1/12	2-1/2″	44109LF	
44110	---	1/4	3″	44110LF	---

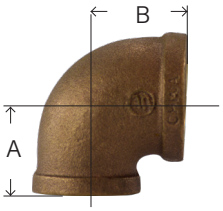

100RRB

738105

LEAD FREE



90° REDUCING ELBOWS

PART #	LIST	BOX/CASE	SIZE	PART #	LIST
	---	60/240	1/2 x 1/4	44123LF	---
44124	---	60/240	1/2 x 3/8	44124LF	---
44127	---		3/4 x 1/2	44127LF	---
			1 x 1/2	44130LF	---
44131	---	50/100	1 x 3/4	44131LF	---
44134	---	25/50	1 1/4 x 1	44134LF	---
44137	---	10/40	1 1/2 x 1	44137LF	---
			1 1/2 x 1 1/4	44138LF	---
			2 x 1 1/2	44142LF	---
			2 1/2 x 2	44146LF	---

WARNING: This product can expose you to chemicals, including Nickel, which are known to the State of California to cause cancer.
For more information, visit www.P65Warnings.ca.gov

BRONZE/ LEAD FREE BRONZE
FITTINGS AND NIPPLES

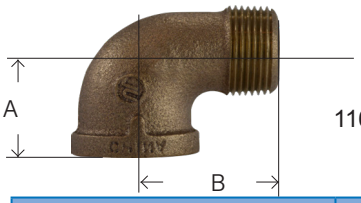

116RB

738116



90° STREET ELLS

PART #	LIST	BOX/CASE	SIZE	PART #	LIST
44160	---	60/720	1/8″	44160LF	---
44161	---	35/420	1/4″	44161LF	---
44162	---	60/240	3/8″	44162LF	---
44163	---	60/180	1/2″	44163LF	---
44164	---	35/105	3/4″	44164LF	---
44165	---	45/90	1″	44165LF	---
44166	---	25/50	1-1/4″	44166LF	---
44167	---	9/27	1-1/2″	44167LF	---
44168	---	8/16	2″	44168LF	---
44169	---	5/10	2-1/2"	44169LF	---
44170	---	1/8	3"	44170LF	---

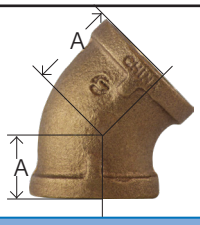

10045RB

738107



45° ELBOWS

PART #	LIST	BOX/CASE	SIZE	PART #	LIST
44180	---	50/600	1/8″	44180LF	---
44181	---	30/360	1/4″	44181LF	---
44182	---	75/300	3/8″	44182LF	---
44183	---	50/200	1/2″	44183LF	---
44184	---	40/120	3/4″	44184LF	---
44185	---	20/60	1″	44185LF	---
44186	---	20/40	1-1/4″	44186LF	---
44187	---	10/30	1-1/2″	44187LF	---
44188	---	12/24	2″	44188LF	---
44189	---	1/12	2-1/2"	44189LF	---
44190	---	1/10	3"	44190LF	

DROP EAR ELBOWS



• LEAD FREE BRONZE



• LEAD FREE BRASS

PART #	SWT X FIP	LIST PRICE
44840LF	1/2 x 1/2 Bronze	---
44841LF	1/2 x 1/2 Brass	---
44842LF	3/4 x 1/2 Brass	---
44843LF	3/4 x 3/4 Brass	---



• LEAD FREE BRASS

PART #	SWT X SWT	LIST PRICE
44844LF	1/2 x 1/2	---



• LEAD FREE BRONZE

PART #	PEX X FIP	LIST PRICE
44845LF	1/2 x 1/2	---

WARNING: This product can expose you to chemicals, including Nickel, which are known to the State of California to cause cancer. For more information, visit www.P65Warnings.ca.gov

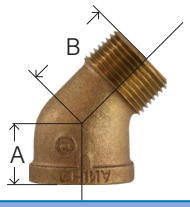

124RB

738124

LEAD FREE



45° STREET ELBOWS

PART #	LIST	BOX/CASE	SIZE	PART #	LIST
44200	---	70/840	1/8"	44200LF	
44201	---	100/400	1/4"	44201LF	---
44202	---	100/400	3/8"	44202LF	---
44203	---	75/225	1/2"	44203LF	---
44204	---	40/120	3/4"	44204LF	---
44205	---	25/75	1"	44205LF	---
44206	---	10/40	1-1/4"	44206LF	---
44207	---	10/30	1-1/2"	44207LF	---
44208	---	12/24	2"	44208LF	---



102RB

738102

LEAD FREE



CROSSES

PART #	LIST	BOX/CASE	SIZE	PART #	LIST
44391	---	60/240	1/4"	44391LF	---
44392	---	50/150	3/8"	44392LF	---
44393	---	30/90	1/2"	44393LF	---
44394	---	20/60	3/4"	44394LF	---
44395	---	15/30	1"	44395LF	---
44396	---	10/20	1-1/4"	44396LF	---
44397	---	8/16	1-1/2"	44397LF	---
44398	---	5/10	2"	44398LF	---

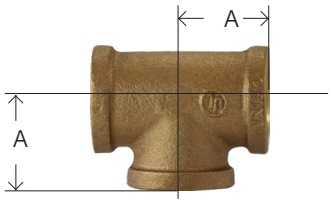

101RB

LEAD FREE



TEES

PART #	LIST	BOX/CASE	SIZE	PART #	LIST
44250	---	120/480	1/8"	44250LF	---
44251	---	75/300	1/4"	44251LF	---
44252	---	45/180	3/8"	44252LF	---
44253	---	40/120	1/2"	44253LF	---
44254	---	35/70	3/4"	44254LF	---
44255	---	20/40	1"	44255LF	---
44256	---	14/28	1-1/4"	44256LF	---
44257	---	12/24	1-1/2"	44257LF	---
44258	---	8/16	2"	44258LF	---
44259	---	1/6	2-1/2"	44259LF	---
44260	---	1/6	3"	44260LF	---
			4"	44261LF	---

WARNING: This product can expose you to chemicals, including Nickel, which are known to the State of California to cause cancer. For more information, visit www.P65Warnings.ca.gov

BRONZE/ LEAD FREE BRONZE

FITTINGS AND NIPPLES

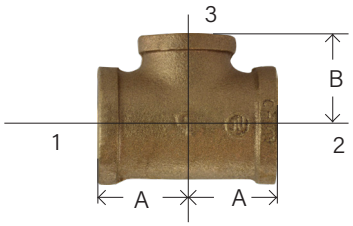

101RRB

738106

LEAD FREE



REDUCING TEES
REDUCING ON THE BRANCH

PART #	LIST	BOX/CASE	SIZE 1 X 2 X 3	PART #	LIST
44276	---	40/160	1/2 x 1/2 x 1/4	44276LF	---
44280	---	40/160	1/2 x 1/2 x 3/4	44280LF	---
44287	---		3/4 x 1/2 x 1/2	44287LF	---
44288			3/4 x 1/2 x 3/4	44288LF	---
44282	---	25/100	3/4 x 3/4 x 1/4	44282LF	---
44283	---	25/100	3/4 x 3/4 x 3/8	44283LF	
44286	---	20/80	3/4 x 3/4 x 1/2	44286LF	---
44296	---		1 x 3/4 x 3/4	44296LF	---
			1 x 3/4 x 1	44297LF	---
			1 x 1 x 1/4	44268LF	---
44291	---	15/60	1 x 1 x 1/2	44291LF	---
44298	---	12/48	1 x 1 x 3/4	44298LF	---
44299	---		1 x 1 x 1-1/2		
			1-1/4 x 1-1/2 x 1-1/4	44314LF	---
	---	20/40	1-1/4 x 1-1/4 x 1/2	44301LF	---
44303	---	20/40	1-1/4 x 1-1/4 x 3/4	44303LF	---
44306	---	20/40	1-1/4 x 1-1/4 x 1	44306LF	---
			1-1/2 x 1-1/2 x 3/4	44316LF	---
			1-1/2 x 1-1/2 x 1	44318LF	---
			1-1/2 x 1-1/2 x 1-1/4	44322LF	---
			2 x 2 x 1/2	44327LF	---
			2 x 2 x 3/4	44328LF	---
			2 x 2 x 1	44330LF	---
			2 x 2 x 1-1/2	44336LF	---
			3 x 3 x 2	44351LF	---

WARNING: This product can expose you to chemicals, including Nickel, which are known to the State of California to cause cancer.
For more information, visit www.P65Warnings.ca.gov

BRONZE/ LEAD FREE BRONZE
FITTINGS AND NIPPLES



103RB

738103

COUPLINGS

LEAD FREE



PART #	LIST	BOX/CASE	SIZE	PART #	LIST
44410	---	70/840	1/8″	44410LF	---
44411	---	40/480	1/4″	44411LF	---
44412	---	40/480	3/8″	44412LF	---
44413	---	60/240	1/2″	44413LF	---
44414	---	50/150	3/4″	44414LF	---
44415	---	25/100	1″	44415LF	---
44416	---	16/64	1-1/4″	44416LF	---
44417	---	18/36	1-1/2″	44417LF	---
44418	---	12/24	2″	44418LF	---
44419	---	1	2-1/2"	44419LF	---
44420	---	1	3″	44420LF	
			4"	44421LF	---



119RB

738119

REDUCING COUPLINGS

LEAD FREE



PART #	LIST	BOX/CASE	SIZE	PART #	LIST
44430	---	70/840	1/4″ x 1/8″	44430LF	---
44431	---	35/420	3/8″ x 1/8″	44431LF	---
44432	---	30/360	3/8″ x 1/4″	44432LF	---
44433	---	75/300	1/2″ x 1/8″	44433LF	
44434	---	75/300	1/2″ x 1/4″	44434LF	---
44435	---	60/240	1/2″ x 3/8″	44435LF	---
44436	---	45/180	3/4″ x 1/4″	44436LF	---
44437	---	45/180	3/4″ x 3/8″	44437LF	---
44438	---	60/180	3/4″ x 1/2″	44438LF	---
44440	---	30/120	1″ x 3/8″	44440LF	
44441	---	30/120	1″ x 1/2″	44441LF	---
44442	---	25/100	1″ x 3/4″	44442LF	---
44445	---	25/75	1-1/4″ x 3/4″	44445LF	---
44446	---	15/60	1-1/4″ x 1″	44446LF	---
44447	---	20/60	1-1/2″ x 1/2″	44447LF	---
44448	---	15/60	1-1/2″ x 3/4″	44448LF	---
44449	---	25/50	1-1/2″ x 1″	44449LF	---
44450	---	12/48	1-1/2″ x 1-1/4″	44450LF	---
44451	---	12/36	2″ x 3/4″	44451LF	---
44452	---	12/36	2″ x 1″	44452LF	---
44453	---	9/27	2″ x 1-1/4″	44453LF	---
44454	---	9/27	2″ x 1-1/2″	44454LF	---
44462	---	1	2-1/2″ x 2″	44462LF	---
44456	---	1	3″ x 2″	44456LF	
		1	3″ x 2-1/2″	44463LF	

WARNING: This product can expose you to chemicals, including Nickel, which are known to the State of California to cause cancer. For more information, visit www.P65Warnings.ca.gov

BRONZE/ LEAD FREE BRONZE
FITTINGS AND NIPPLES



108RB

738108

LEAD FREE



CAPS

PART #	LIST	BOX/CASE	SIZE	PART #	LIST
44470	---	80/160	1/8″	44470LF	---
44471	---	80/960	1/4″	44471LF	---
44472	---	60/720	3/8″	44472LF	---
44473	---	75/300	1/2″	44473LF	---
44474	---	40/160	3/4″	44474LF	---
44475	---	25/100	1″	44475LF	---
44476	---	20/80	1-1/4″	44476LF	---
44477	---	18/54	1-1/2″	44477LF	---
44478	---	12/36	2″	44478LF	---
	---		2-1/2"	44479LF	---
44480	---	1	3″	44480LF	---



104RB

738104

LEAD FREE



UNIONS

PART #	LIST	BOX/CASE	SIZE	PART #	LIST
44600	---	40/160	1/8″	44600LF	---
44601	---	40/160	1/4″	44601LF	---
44602	---	40/160	3/8″	44602LF	---
44603	---	50/100	1/2″	44603LF	---
44604	---	35/70	3/4″	44604LF	---
44605	---	20/40	1″	44605LF	---
44606	---	15/30	1-1/4″	44606LF	---
44607	---	10/20	1-1/2″	44607LF	---
44608	---	6/12	2″	44608LF	---
44609	---	4/8	2-1/2″	44609LF	---
44610	---	4/8	3″	44610LF	---

WARNING: This product can expose you to chemicals, including Nickel, which are known to the State of California to cause cancer.
For more information, visit www.P65Warnings.ca.gov

BRONZE/ LEAD FREE BRONZE

FITTINGS AND NIPPLES



Hex

110RB

738110

LEAD FREE



HEX BUSHINGS

PART #	LIST	BOX/CASE	SIZE	PART #	LIST
44500	---	120/1440	1/4″ x 1/8″	44500LF	---
44501	---	75/900	3/8″ x 1/8″	44501LF	---
44502	---	75/900	3/8″ x 1/4″	44502LF	---
44503	---	150/600	1/2″ x 1/8″	44503LF	---
44504	---	150/600	1/2″ x 1/4″	44504LF	---
44505	---	150/600	1/2″ x 3/8″	44505LF	---
44506	---	75/300	3/4″ x 1/8″	44506LF	---
44507	---	75/300	3/4″ x 1/4″	44507LF	---
44508	---	75/300	3/4″ x 3/8″	44508LF	---
44509	---	75/300	3/4″ x 1/2″	44509LF	---
44510*	---	50/200	1″ x 1/4″	44510LF*	---
44511*	---	50/200	1″ x 3/8″	44511LF	---
44512	---	50/200	1″ x 1/2″	44512LF	---
44513	---	50/200	1″ x 3/4″	44513LF	---
44514	---	30/120	1-1/4" x 1/4"	44514LF	---
44515	---	30/120	1-1/4″ x 3/8″		---
44516*	---	30/120	1-1/4″ x 1/2″	44516LF	---
44517	---	30/120	1-1/4″ x 3/4″	44517LF	---
44518	---	30/120	1-1/4″ x 1″	44518LF	---
44519	---	25/75	1-1/2" x 1/4"		---
44520	---	25/75	1-1/2" x 3/8"		---
44521*	---	25/75	1-1/2″ x 1/2″	44521LF*	---
44522*	---	25/75	1-1/2″ x 3/4″	44522LF*	---
44523	---	25/75	1-1/2″ x 1″	44523LF	---
44524	---	25/75	1-1/2″ x 1-1/4″	44524LF	---
44527*	---	20/60	2″ x 1/2″	44527LF	---
44528*	---	20/60	2″ x 3/4″	44528LF	---
44529*	---	20/60	2″ x 1″	44529LF*	---
44530	---	20/60	2″ x 1-1/4″	44530LF	---
44531	---	20/60	2″ x 1-1/2″	44531LF	---
44532	---	15/30	2-1/2" x 1"		
44534	---	15/30	2-1/2" x 1-1/2"	44534LF	---
44535	---	15/30	2-1/2″ x 2″	44535LF	---
44537	---	12/24	3" x 1-1/2"	44537LF	---
44538	---	12/24	3″ x 2″	44538LF	---
44539	---	12/24	3″ x 2-1/2″	44539LF	---
44543	---	12/24	4" x 3"	44543LF	---

* INSIDE HEX



WARNING: This product can expose you to chemicals, including Nickel, which are known to the State of California to cause cancer. For more information, visit www.P65Warnings.ca.gov

BRONZE/ LEAD FREE BRONZE

FITTINGS AND NIPPLES

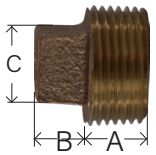

109RB

738109

LEAD FREE



CORED SQUARE HEAD PLUGS

PART #	LIST	BOX/CASE	SIZE	PART #	LIST
44650*	---	300/3600	1/8"	44650LF	---
44651*	---	150/1800	1/4"	44651LF	---
44652*	---	100/1200	3/8"	44652LF	---
44653	---	50/600	1/2"	44653LF	---
44654	---	30/360	3/4"	44654LF	---
44655	---	20/240	1"	44655LF	---
44656	---	40/120	1-1/4"	44656LF	---
44657	---	30/90	1-1/2"	44657LF	---
44658	---	20/60	2"	44658LF	---
44660	---	16/32	3"		---

* solid

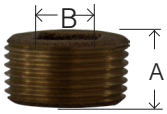

109ALRB

SQUARE DRIVE BRONZE COUNTERSUNK PLUGS

738115



PART #	LIST	SIZE	BOX/CASE	PART #	LIST
44633	---	1/2"	120/1440		
44634	---	3/4"	70/840	44634LF	---
44635	---	1"	20/240		---
44636	---	1-1/4"	40/120		---
44637	---	1-1/2"	30/90		---
44638	---	2"	20/60		---



- Straight Thread

111RB

HEX LOCKNUTS

PART #	LIST	BOX/CASE	SIZE
44701	---	90/540	1/4"
44703	---	90/360	1/2"
44704	---	90/360	3/4"
44705	---	50/150	1"

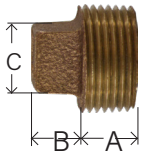

109SRB

738114



SOLID SQUARE HEAD PLUGS

PART #	LIST	SIZE	BOX/CASE	PART #	LIST
44670	---	1/8"	400/4800	44670LF	---
44671	---	1/4"	150/1800	44671LF	---
44672	---	3/8"	120/1440	44672LF	---
44673	---	1/2"	50/600	44673LF	---
44674	---	3/4"	35/420	44674LF	---
44675	---	1"	20/240	44675LF	---
44676	---	1-1/4"	30/120	44676LF	---
44677	---	1-1/2"	30/90	44677LF	---
44678	---	2"	10/60	44678LF	---
		4"			

WARNING: This product can expose you to chemicals, including Nickel, which are known to the State of California to cause cancer. For more information, visit www.P65Warnings.ca.gov

HEX NIPPLES



PART #	LIST	SIZE	BOX/CASE
44720	---	1/8″	400/4800
44721	---	1/4″	150/1800
44722		3/8"	120/1440
44723	---	1/2″	240/480
44724	---	3/4″	80/320
44725	---	1″	50/150
44726	---	1-1/4″	50/100
44727	---	1-1/2″	35/70
44728	---	2″	20/40

REDUCING HEX NIPPLES



PART #	LIST	SIZE	BOX/CASE
44740	---	1/4" x 1/8"	1/1
44742	---	1/2" x 3/8"	1/1
44753	---	1-1/2" x 1-1/4"	1/1

FLANGE THREADED COMPANION LEAD-FREE



PART #	LIST	THREAD X OD	STD. PACK.	WT. PER 100
44791LF	---	3/4" x 3-7/8"	1	124
44792LF	---	1" x 4-1/4"	1	168
44794LF	---	1-1/2" x 5"	1	251
44795LF	---	2" x 6"	1	454
44796LF	---	2-1/2" x 7"	1	673
44797LF	---	3" x 7-1/2"	1	864
44798LF	---	4" x 9"	1	1227

WARNING: This product can expose you to chemicals, including Nickel, which are known to the State of California to cause cancer.
For more information, visit www.P65Warnings.ca.gov

LEAD FREE WATER METER FLANGES
FITTINGS AND NIPPLES

LEAD FREE OVAL WATER METER FLANGE OVAL



PART#	SIZE	CASE	LIST PRICE
970207	1-1/2"	32	---
970208	2"	48	---

LEAD FREE OVAL WATER METER KIT
W/ BOLT & NUT STAINLESS STEEL



NO	PART	MATERIALS	QTY	WATER CONTACT
1	BOLT	SS 304	4	N
2	FLANGE	BRASS LEAD FREE	2	Y
3	PACKING	RUBBER	2	Y
4	NUT	SS 304	4	N

PART#	SIZE	CASE	LIST PRICE
970227	1-1/2"	32	---
970228	2"	48	---

LEAD FREE OVAL METER FLANGE KIT
W/ BOLT & NUT STAINLESS STEEL (NO LEAD)



NO	PART	MATERIALS	QTY	WATER CONTACT
1	BOLT	SS 304	2	N
2	FLANGE	BRASS LEAD FREE	1	Y
3	PACKING	RUBBER	1	Y
4	NUT	SS 304	2	N

PART#	SIZE	CASE	LIST PRICE
970217	1-1/2"	12	---
970218	2"	10	---

LEAD FREE BRASS METER COUPLING



PART#	SIZE	CASE	LIST PRICE
970253	1/2"	100	---
970254	3/4"	100	---
970255	1"	80	---
970257	1-1/2"	24	---
970258	2"	24	---

WARNING: This product can expose you to chemicals, including Nickel, which are known to the State of California to cause cancer. For more information, visit www.P65Warnings.ca.gov

NPI WATER SERVICE FITTINGS

PACK JOINT FOR FIP THREAD TO PEP LEAD-FREE



PART #	FIP	PEP	LIST PRICE
9661212PEPLF	3/4"	3/4"	---
9661216PEPLF	3/4"	1"	---
9661616PEPLF	1"	1"	---

PACK JOINT FOR MIP THREAD TO PEP LEAD-FREE



PART #	MIP	PEP	LIST PRICE
9681212PEPLF	3/4"	3/4"	---
9681216PEPLF	3/4"	1"	---
9681616PEPLF	1"	1"	---

PACK JOINT FOR FIP THREAD TO FLARE COPPER LEAD-FREE



PART #	FIP	FLARE	LIST PRICE
9661212FLLF	3/4"	3/4"	---
9661612FLLF	1"	3/4"	---
9661616FLLF	1"	1"	---
9662020FLLF	1-1/4"	1-1/4"	---
9662424FLLF	1-1/2"	1-1/2"	---
9663232FLLF	2"	2"	---

PACK JOINT FOR MIP THREAD TO FLARE COPPER LEAD-FREE



PART #	MIP	FLARE	LIST PRICE
9681212FLLF	3/4"	3/4"	---
9681216FLLF	3/4"	1"	---
9681612FLLF	1"	3/4"	---
9681616FLLF	1"	1"	---
9682020FLLF	1-1/4"	1-1/4"	---
9682424FLLF	1-1/2"	1-1/2"	---
9683232FLLF	2"	2"	---

WARNING: This product can expose you to chemicals, including Nickel, which are known to the State of California to cause cancer. For more information, visit www.P65Warnings.ca.gov

LEAD FREE NPI WATER SERVICE FITTINGS

FITTINGS AND NIPPLES

PACK JOINT FOR FLARE COPPER TO FLARE COPPER LEAD-FREE



PART #	FLARE	FLARE	LIST PRICE
9621212FLLF	3/4"	3/4"	---
9621216FLLF	3/4"	1"	---
9621616FLLF	1"	1"	---
9622020FLLF	1-1/4"	1-1/4"	---
9622424FLLF	1-1/2"	1-1/2"	---
9623232FLLF	2"	2"	---

PACK JOINT FOR FLARE COPPER TEE LEAD-FREE



PART #	FLARE 1	FLARE 2	FLARE 3	LIST
964121212FLLF	3/4"	3/4"	3/4"	---
964121216FLLF	3/4"	3/4"	1"	---
964161616FLLF	1"	1"	1"	---

PACK JOINT FOR MIP TO COPPER OR PLASTIC TUBING LEAD-FREE



PART #	MIP	CTS	LIST PRICE
9691212CTSLF	3/4"	3/4"	---
9691616CTSLF	1"	1"	---

PACK JOINT FOR FLARE COPPER TO FLARE COPPER ELBOW LEAD-FREE



PART #	FLARE	FLARE	LIST PRICE
9651212FLLF	3/4"	3/4"	---
9651616FLLF	1"	1"	---

WARNING: This product can expose you to chemicals, including Nickel, which are known to the State of California to cause cancer. For more information, visit www.P65Warnings.ca.gov

PACK JOINT FOR CTS TO CTS CONNECTIONS

LEAD FREE



PART #	CTS	CTS	LIST PRICE
9621212LF	3/4"	3/4"	---
9621216LF	3/4"	1"	---
9621616LF	1"	1"	---
9621620LF	1"	1-1/4"	---
9621624LF	1"	1-1/2"	---
9622020LF	1-1/4"	1-1/4"	---
9622424LF	1-1/2"	1-1/2"	---
9623232LF	2"	2"	---

PACK JOINT FOR MIP TO CTS CONNECTIONS

LEAD FREE



PART #	MIP	CTS	LIST PRICE
9681212LF	3/4"	3/4"	---
9681216LF	3/4"	1"	---
9681612LF	1"	3/4"	---
9681616LF	1"	1"	---
9681620LF	1"	1-1/4"	---
9682020LF	1-1/4"	1-1/4"	---
9682424LF	1-1/2"	1-1/2"	---
9683232LF	2"	2"	---

PACK JOINT FOR FIP TO CTS CONNECTIONS

LEAD FREE



PART #	FIP	CTS	LIST PRICE
9661212LF	3/4"	3/4"	---
9661612LF	1"	3/4"	---
9661616LF	1"	1"	---
9662020LF	1-1/4"	1-1/4"	---
9662424LF	1-1/2"	1-1/2"	---
9663232LF	2"	2"	---

PACK JOINT FOR CTS TO FLARE CONNECTIONS

LEAD FREE



PART #	CTS	FLARE	LIST PRICE
9621212FLCTSLF	3/4"	3/4"	---

WARNING: This product can expose you to chemicals, including Nickel, which are known to the State of California to cause cancer. For more information, visit www.P65Warnings.ca.gov

LEAD FREE NPI WATER SERVICE FITTINGS

FITTINGS AND NIPPLES

PACK JOINT FOR PEP TO PEP CONNECTIONS



PART #	PEP	PEP	LIST PRICE
9631215LF	3/4"	3/4"	---
9631618LF	1"	1"	---

PACK JOINT FOR CTS TO PEP CONNECTIONS



PART #	CTS	PEP	LIST PRICE
9631212LF	3/4"	3/4"	---
9631216LF	3/4"	1"	---
9631612LF	1"	3/4"	---

PACK JOINT FOR MIP TO EXTRA STRONG LEAD CONNECTIONS



PART #	MIP	XS OR AA	LIST PRICE
9681212ESLF	3/4"	3/4"	---
9681616ESLF	1"	1"	---

PACK JOINT FOR CTS TEE CONNECTIONS



PART #	CTS (1)	CTS (2)	CTS (3)	LIST PRICE
9641212LF	3/4"	3/4"	3/4"	---
9641216LF	3/4"	3/4"	1"	---
9641612LF	1"	1"	3/4"	---
9641616LF	1"	1"	1"	---

WARNING: This product can expose you to chemicals, including Nickel, which are known to the State of California to cause cancer. For more information, visit www.P65Warnings.ca.gov

LEAD FREE NPI WATER SERVICE FITTINGS

FITTINGS AND NIPPLES

PACK JOINT FOR MIP TO CTS TEE CONNECTIONS



PART #	MIP (1)	CTS (2)	MIP (3)	LIST PRICE
972121212LF	3/4"	3/4"	3/4"	---
972121216LF	3/4"	3/4"	1"	---
972161616LF	1"	1"	1"	---

PACK JOINT FOR FIP TO CTS TEE CONNECTIONS



PART #	FIP (1)	CTS (2)	FIP (3)	LIST PRICE
978121212LF	3/4"	3/4"	3/4"	---
978121216LF	3/4"	3/4"	1"	---
978161616LF	1"	1"	1"	---

PACK JOINT FOR PEP ELBOW CONNECTIONS



PART #	PEP	PEP	LIST PRICE
9651212PEPLF	3/4"	3/4"	---

PACK JOINT FOR CTS ELBOW CONNECTIONS



PART #	CTS	CTS	LIST PRICE
9651213LF	3/4"	3/4"	---
9651616LF	1"	1"	---

PACK JOINT FOR CTS TO PEP ELBOW CONNECTIONS



PART #	CTS	PEP	LIST PRICE
9651212CPELF	3/4"	3/4"	---

WARNING: This product can expose you to chemicals, including Nickel, which are known to the State of California to cause cancer. For more information, visit www.P65Warnings.ca.gov

CHROME PLATED BRONZE FITTINGS

FITTINGS AND NIPPLES

90° ELBOW



LEAD FREE

781100

PART #	SIZE	LIST
45102LF	3/8"	---
45103LF	1/2"	---
45104LF	3/4"	---
45105LF	1"	---

COUPLING



LEAD FREE

781103

PART #	SIZE	LIST
45412LF	3/8"	---
45413LF	1/2"	---

90° ELBOW



81100

PART #	SIZE	LIST
45102	3/8″	---
45103	1/2″	---
45104	3/4″	---
45105	1″	---

90° STREET ELLS



81116

PART #	SIZE	LIST
45162	3/8″	---
45163	1/2″	---
45164	3/4″	---
45165	1"	---

COUPLINGS



81103

PART #	SIZE	LIST
45412	3/8″	---
45413	1/2″	---
45414	3/4″	---
45435	1/2″ x 3/8″	---

CAPS



81108

PART #	SIZE	LIST
45473	1/2″	---

PLUGS



PART #	SIZE	LIST
45652	3/8″	---
45653	1/2″	---

WARNING: This product can expose you to chemicals, including Nickel, which are known to the State of California to cause cancer. For more information, visit www.P65Warnings.ca.gov

SCH 40 & SCH 80 304/316 STAINLESS STEEL NIPPLES

FITTINGS AND NIPPLES

STAINLESS STEEL NIPPLES





SCHEDULE 40 WELDED

Stainless steel pipe nipples are manufactured from stainless steel pipe that conforms to specification ASTM A312/ SA312.
All stainless steel nipples conform to specification ASTM A733. Threads conform to the requirements of ANSI B1.20.1.

304

The basic alloy. Type 304 (18-8) is an austenitic steel possessing a minimum of 18% chromium and 8% nickel, combined with a maximum of 0.08% carbon. It is a nonmagnetic steel which cannot be hardened by heat treatment, but instead. must be cold worked to obtain higher tensile strengths.

Because of its ability to withstand the corrosive action of various acids found in fruits, meats, milk, and vegetables,
Type 304 is especially suited for all types of dairy equipment piping and valves, the brewing industry, the citrus and fruit juice industry, and in food processing applications. Also used for the dye tanks, pipelines buckets, dippers, etc. that come in contact with the lormic, acetic, and other organic acids used in the dyeing industry.

In the marine environment, because of it slightly higher strength and wear resistance than type 316 it is also used for nuts, bolts, screws, and other fasteners. It is also used for springs, cogs, and other components where both wear and corrosion resistance is needed.

SCHEDULE 80 SEAMLESS

- See Www.midlandindustries.com
- Seamless For Unrestricted Flow
- Use With Air, Water, Oil, Natural Gas, Steam
- Fittings: Use Threaded Class 3000
  High-Pressure
  Stainless Steel.
- ASTM A733
- ASTM A312
- ANSI/ ASME B1.20.1
- PSI 3000

316

For severe environments. Of course, there are many industrial processes that require a higher level of resistance to corrosion than Type 304 can offer. For these applications, Type 316 is the answer.

In type 316, the nickel content is increased slightly. What distinguishes Type 316 from Type 304 is the addition of molybdenum up to a maximum of 3%.

Molybdenum increases the corrosion resistance of this chromium-nickel alloy to withstand attack by many industrial chemicals and solvents, and, in particular, inhibits pitting caused by chlorides. As such, molybdenum is one of the single most useful alloying additives in the fight against corrosion.

Type 316 can withstand corrosive attack by sodium and calcium brines, hypochlorite solutions, phosphoric acid; and the sulfite liquors and sulfurous acids used in the paper pulp industry. This alloy, therefore, is specified for industrial equipment that handles the corrosive process chemicals used to produce inks, rayons, photographic chemicals, paper, textiles, bleaches, and rubber. Type 316 is also used extensively for surgical implants within the hostile environment of the body.

Type 316 is the main stainless used in the marine environment, with the exception of fasteners and other items where strength and wear resistance are needed, then Type 304 (18-8) is typically used.

WARNING: This product can expose you to chemicals, including Nickel, which are known to the State of California to cause cancer.
For more information, visit www.P65Warnings.ca.gov

SCH 40 STAINLESS STEEL NIPPLES

FITTINGS AND NIPPLES

#304

1/8" - 27

#316





1/8" DIAMETER SCH 40 WELDED

PART # 304 S.S.	LIST PRICE	LENGTH	BOX	APPROX. WT. LBS.	PART # 316 S.S.	LIST PRICE
48001	---	X Close (3/4")	25	0.01	49001	---
48002	---	x 1-1/2"	25	0.03	49002	---
48003	---	x 2"	25	0.04	49003	---
48004	---	x 2-1/2"	25	0.05	49004	---
48005	---	x 3"	25	0.06	49005	---
48006	---	x 3-1/2"	25	0.07	49006	---
48007	---	x 4"	25	0.07	49007	---
48008	---	x 4-1/2"	25	0.09	49008	---
48009	---	x 5"	25	0.10	49009	---
48010	---	x 5-1/2"	25	0.11	49010	---
48011	---	x 6"	25	0.12	49011	---
48015	---	x 10"	1	0.19		
		x 12"	1	0.24	49017	---

1/4"-18





1/4" DIAMETER SCH 40 WELDED

PART # 304 S.S.	LIST PRICE	LENGTH	BOX	APPROX. WT. LBS.	PART # 316 S.S.	LIST PRICE
48020	---	X Close (7/8")	25	0.02	49020	---
48021	---	x 1-1/2"	25	0.04	49021	---
48022	---	x 2"	25	0.06	49022	---
48023	---	x 2-1/2"	25	0.07	49023	---
48024	---	x 3"	25	0.09	49024	---
48025	---	x 3-1/2"	25	0.11	49025	---
48026	---	x 4"	25	0.13	49026	---
48027	---	x 4-1/2"	25	0.14	49027	---
48028	---	x 5"	25	0.16	49028	---
48029	---	x 5-1/2"	25	0.18	49029	---
48030	---	x 6"	25	0.19	49030	---
48032	---	x 8"	1	0.25	49032	---
		x 9"	1	0.31	49033	---
48034	---	x 10"	1	0.35	49034	---
		x 11"	1	0.40	49035	---
48036	---	x 12"	1	0.44	49036	---

WARNING: This product can expose you to chemicals, including Nickel, which are known to the State of California to cause cancer. For more information, visit www.P65Warnings.ca.gov

SCH 40 STAINLESS STEEL NIPPLES

FITTINGS AND NIPPLES

#304



3/8"-18

3/8" DIAMETER SCH 40 WELDED

#316



PART # 304 S.S.	LIST PRICE	LENGTH	BOX	APPROX. WT. LBS.	PART # 316 S.S.	LIST PRICE
48040	---	X Close (1")	25	0.03	49040	---
48041	---	x 1-1/2"	25	0.06	49041	---
48042	---	x 2"	25	0.07	49042	---
48043	---	x 2-1/2"	25	0.10	49043	---
48044	---	x 3"	25	0.12	49044	---
48045	---	x 3-1/2"	25	0.15	49045	---
48046	---	x 4"	25	0.17	49046	---
48047	---	x 4-1/2"	25	0.19	49047	---
48048	---	x 5"	25	0.22	49048	---
48049	---	x 5-1/2"	25	0.23	49049	---
48050	---	x 6"	25	0.26	49050	---
48052	---	x 8"	1	0.34	49052	---
48054	---	x 10"	1	0.43	49054	---



1/2" - 14

1/2" DIAMETER SCH 40 WELDED



PART # 304 S.S.	LIST PRICE	LENGTH	BOX	APPROX. WT. LBS.	PART # 316 S.S.	LIST PRICE
48060	---	X Close 1-1/8"	25	0.05	49060	---
48061	---	x 1-1/2"	25	0.07	49061	---
48062	---	x 2"	25	0.10	49062	---
48063	---	x 2-1/2"	25	0.14	49063	---
48064	---	x 3"	25	0.18	49064	---
48065	---	x 3-1/2"	25	0.20	49065	---
48066	---	x 4"	25	0.25	49066	---
48067	---	x 4-1/2"	25	0.28	49067	---
48068	---	x 5"	25	0.31	49068	---
48069	---	x 5-1/2"	25	0.34	49069	---
48070	---	x 6"	25	0.39	49070	---
48071	---	x 7"	1	0.41		
48072	---	x 8"	1	0.52		---
48073	---	x 9"	1	0.54		
48074	---	10"	1	0.58		---
48075	---	x 11"	1	0.64		
48076	---	x 12"	1	0.69	49076	

WARNING: This product can expose you to chemicals, including Nickel, which are known to the State of California to cause cancer. For more information, visit www.P65Warnings.ca.gov

SCH 40 STAINLESS STEEL NIPPLES

FITTINGS AND NIPPLES

#304



3/4" - 14

3/4" DIAMETER
SCH 40 WELDED

#316



PART # 304 S.S.	LIST PRICE	LENGTH	BOX	APPROX. WT. LBS.	PART # 316 S.S.	LIST PRICE
48080	---	X Close (1-3/8")	25	0.08	49080	---
48081	---	x 1-1/2"	25	0.13	49081	---
48082	---	x 2"	25	0.14	49082	---
48083	---	x 2-1/2"	25	0.17	49083	---
48084	---	x 3"	25	0.22	49084	---
48085	---	x 3-1/2"	25	0.27	49085	---
48086	---	x 4"	25	0.32	49086	---
48087	---	x 4-1/2"	25	0.38	49087	---
48088	---	x 5"	25	0.40	49088	---
48089	---	x 5-1/2"	25	0.42	49089	---
48090	---	x 6"	25	0.48	49090	---
	---	x 7"	1	0.45	49091	
48092	---	x 8"	1	0.67	49092	---
48094	---	x 10"	1	0.94	49094	---
48096	---	x 12"	1	1.03	49096	



1" - 11 1/2

1" DIAMETER
SCH 40 WELDED



PART # 304 S.S.	LIST PRICE	LENGTH	BOX	APPROX. WT. LBS.	PART # 316 S.S.	LIST PRICE
48100	---	X Close (1-1/2")	25	0.13	49100	---
48101	---	x 2"	25	0.20	49101	---
48102	---	x 2-1/2"	25	0.25	49102	---
48103	---	x 3"	25	0.33	49103	---
48104	---	x 3-1/2"	25	0.40	49104	---
48105	---	x 4"	25	0.47	49105	---
48106	---	x 4-1/2"	25	0.53	49106	---
48107	---	x 5"	25	0.55	49107	---
48108	---	x 5-1/2"	25	0.60	49108	---
48109	---	x 6"	25	0.71	49109	---
48110	---	x 7"	1	0.57		---
48111	---	x 8"	1	1.02	49111	---
48113	---	x 10"	1	1.16	49113	---
48115	---	x 12"	1	1.31	49115	

WARNING: This product can expose you to chemicals, including Nickel, which are known to the State of California to cause cancer. For more information, visit www.P65Warnings.ca.gov

SCH 40 STAINLESS STEEL NIPPLES

FITTINGS AND NIPPLES



1 1/4" - 11 1/2



1-1/4" DIAMETER SCH 40 WELDED

PART # 304 S.S.	LIST PRICE	LENGTH	BOX	APPROX. WT. LBS.	PART # 316 S.S.	LIST PRICE
48120	---	X Close (1-5/8")	10	0.17	49120	---
48121	---	x 2"	10	0.23	49121	---
48122	---	x 2-1/2"	10	0.35	49122	---
48123	---	x 3"	10	0.46	49123	---
48124	---	x 3-1/2"	10	0.52	49124	---
48125	---	x 4"	10	0.65	49125	---
48126	---	x 4-1/2"	10	0.53	49126	---
48127	---	x 5"	10	0.60	49127	---
48128	---	x 5-1/2"	10	0.61	49128	---
48129	---	x 6"	10	0.71	49129	---
48131	---	x 8"	1	1.34		
48135	---	x 12"	1	1.54		



1-1/2" - 11 1/2



1-1/2" DIAMETER SCH 40 WELDED

PART # 304 S.S.	LIST PRICE	LENGTH	BOX	APPROX. WT. LBS.	PART # 316 S.S.	LIST PRICE
48140	---	X Close x 1-3/4"	10	0.25	49140	---
48141	---	x 2"	10	0.32	49141	---
48142	---	x 2-1/2"	10	0.41	49142	---
48143	---	x 3"	10	0.52	49143	---
48144	---	x 3-1/2"	10	0.62	49144	---
48145	---	x 4"	10	0.73	49145	---
48146	---	x 4-1/2"	10	0.86	49146	---
48147	---	x 5"	10	0.95	49147	---
48148	---	x 5-1/2"	10	1.01	49148	---
48149	---	x 6"	10	1.19	49149	---
48151	---	x 8"	1	1.63		---
48152	---	x 9"	1	1.88		
48153	---	x 10"	1	2.28		---
48155	---	x 12"	1	2.43		

WARNING: This product can expose you to chemicals, including Nickel, which are known to the State of California to cause cancer. For more information, visit www.P65Warnings.ca.gov

SCH 40 STAINLESS STEEL NIPPLES

FITTINGS AND NIPPLES



2" DIAMETER SCH 40 WELDED



PART # 304 S.S.	LIST PRICE	LENGTH	BOX	APPROX. WT. LBS.	PART # 316 S.S.	LIST PRICE
48160	---	X Close (2")	10	0.37	49160	---
48161	---	x 2-1/2"	10	0.54	49161	---
48162	---	x 3"	10	0.65	49162	---
48163	---	x 3-1/2"	10	0.88	49163	---
48164	---	x 4"	10	1.02	49164	---
48165	---	x 4-1/2"	10	1.16	49165	---
48166	---	x 5"	10	1.29	49166	---
48167	---	x 5-1/2"	10	1.46	49167	---
48168	---	x 6"	10	1.57	49168	---
48170	---	x 8"	1	2.01	49170	---
48172	---	x 10"	1	2.69		
48174	---	x 12"	1	2.89	49174	

2-1/2" DIAMETER SCH 40 WELDED

PART # 304 S.S.	LENGTH	BOX	APPROX. WT. LBS.	PART # 316 S.S.	LIST PRICE
48180	X Close (2-1/2")	10	0.64	49180	---
48187	x 6"	1	2.37	49187	---



3" DIAMETER SCH 40 WELDED

PART # 304 S.S.	LIST PRICE	LENGTH	BOX	APPROX. WT. LBS.	PART # 316 S.S.	LIST PRICE
48200	---	X Close (2-5/8")	10	0.95	49200	---
48201	---	x 3"	10	1.32	49201	---
48203	---	x 4"	10	1.66	49203	---
48205	---	x 5"	5	1.72		---
48207	---	x 6"	5	1.88	49207	---
48213	---	x 12"	1	2.12	49213	---



4" DIAMETER SCH 40 WELDED

PART # 304 S.S.	LIST PRICE	LENGTH	BOX	APPROX. WT. LBS.	PART # 316 S.S.	LIST PRICE
48220	---	X Close (2-7/8")	8	1.15	49220	---
48223		x 4"	1	2.98	49223	---
48227	---	x 6"	1	4.10	49234	---
48229		x 8"	1	5.95	49236	---

WARNING: This product can expose you to chemicals, including Nickel, which are known to the State of California to cause cancer. For more information, visit www.P65Warnings.ca.gov

STAINLESS STEEL FITTINGS



150# 304 & 316 Stainless Steel Fittings

Our high quality standard pattern 150lb rated stainless steel threaded fittings are manufactured to the highest standards. All stainless steel fittings are monitored by our quality control personnel for strict compliance with applicable standards and specifications.

These stainless steel pipe fittings are excellent for uses that involve chemicals or liquids that may be corrosive. Along with fighting corrosion, a stainless steel pipe fitting will prevent contamination making it useful to many professionals.

- Use with air, water, oil, natural gas, steam
- NPT and FNPT threads conform to ASME B1.20.1
- Maximum Pressure: 300 psi @ 72 F;150 psi @ 366 F for steam
- Maximum Steam Pressure: 150 psi
- Material Conforms to ASTM A-351. Class 150 Pressure Ratings
- Manufacturing facility is ISO 9001:2008
- 304 Stainless Steel is economically priced, chromium-nickel material that offers very good corrosion resistance. 316 Stainless Steel has higher nickel content and contains molybdenum for even better corrosion resistance.

FOR STAINLESS STEEL FITTINGS SPECS SEE WWW.MIDLANDINDUSTRIES.COM/KNOWLEDGEBANK.PHP

WARNING: This product can expose you to chemicals, including Nickel, which are known to the State of California to cause cancer. For more information, visit www.P65Warnings.ca.gov

304 AND 316 150# SS FITTINGS

FITTINGS AND NIPPLES

90° ELBOW
304 & 316 150#



PART # 304 S.S	LIST PRICE	SIZE	BOX	APPROX. WT. LBS.	PART # 316 S.S.	LIST PRICE
62100	---	1/8"	25	0.06	63100	---
62101	---	1/4"	25	0.06	63101	---
62102	---	3/8"	25	0.11	63102	---
62103	---	1/2"	25	0.13	63103	---
62104	---	3/4"	25	0.20	63104	---
62105	---	1"	10	0.33	63105	---
62106	---	1-1/4"	10	0.55	63106	---
62107	---	1-1/2"	5	0.77	63107	---
62108	---	2"	5	1.10	63108	---
62109	---	2-1/2"	1	2.09		
62110	---	3"	1	2.84	63110	---
62112	---	4"	1	5.00	63112	---

90° STREET ELBOW
304 & 316 150#



PART # 304 S.S	LIST PRICE	SIZE	BOX	APPROX. WT. LBS.	PART # 316 S.S.	LIST PRICE
62160	---	1/8"	25	0.04	63160	---
62161	---	1/4"	25	0.07	63161	---
62162	---	3/8"	25	0.09	63162	---
62163	---	1/2"	25	0.15	63163	---
62164	---	3/4"	25	0.24	63164	---
62165	---	1"	10	0.31	63165	---
62166	---	1-1/4"	10	0.51	63166	---
62167	---	1-1/2"	5	0.84	63167	---
62168	---	2"	5	1.26	63168	---
62170	---	2-1/2"			63169	---
62169	---	3"	1	4.16	63170	---
62171	---	4"			63171	---

45° ELBOW
304 & 316 150#



PART # 304 S.S	LIST PRICE	SIZE	BOX	APPROX. WT. LBS.	PART # 316 S.S.	LIST PRICE
62180	---	1/8"	25	0.04	63180	---
62181	---	1/4"	25	0.07	63181	---
62182	---	3/8"	25	0.09	63182	---
62183	---	1/2"	25	0.13	63183	---
62184	---	3/4"	25	0.20	63184	---
62185	---	1"	10	0.33	63185	---
62186	---	1-1/4"	10	0.49	63186	---
62187	---	1-1/2"	5	0.66	63187	---
62188	---	2"	5	1.14	63188	---
62189	---	2-1/2"	1	2.82	63189	
62190	---	3"	1	2.91	63190	---
62191	---	4"	1	5.05	63192	---

WARNING: This product can expose you to chemicals, including Nickel, which are known to the State of California to cause cancer. For more information, visit www.P65Warnings.ca.gov

304 AND 316 150# SS FITTINGS

FITTINGS AND NIPPLES

TEE
304 & 316 150#



PART # 304 S.S	LIST PRICE	SIZE	BOX	APPROX. WT. LBS.	PART # 316 S.S.	LIST PRICE
62250	---	1/8"	25	0.07	63250	---
62251	---	1/4"	25	0.07	63251	---
62252	---	3/8"	25	0.11	63252	---
62253	---	1/2"	25	0.20	63253	---
62254	---	3/4"	25	0.29	63254	---
62255	---	1"	10	0.42	63255	---
62256	---	1-1/4"	5	0.66	63256	---
62257	---	1-1/2"	5	0.99	63257	---
62258	---	2"	3	1.43	63258	---
62259	---	2-1/2"	1	1.43		
62260	---	3"	1	3.66	63260	---
62261		4"	1	7.19	63261	---

CROSS
304 & 316 150#



PART # 304 S.S	LIST PRICE	SIZE	BOX	APPROX. WT. LBS.	PART # 316 S.S.	LIST PRICE
		1/8"	25	0.06	63390	---
62391	---	1/4"	25	0.09	63391	---
62392	---	3/8"	25	0.13	63392	---
62393	---	1/2"	25	0.29	63393	---
62394	---	3/4"	10	0.44	63394	---
62395	---	1"	10	0.74	63395	---
62396	---	1-1/4"	5	1.25	63396	---
62397	---	1-1/2"	5	1.53	63397	---
62398	---	2"	1	2.28	63398	---

HEX NIPPLE
304 & 316 150#



PART # 304 S.S	LIST PRICE	SIZE	BOX	APPROX. WT. LBS.	PART # 316 S.S.	LIST PRICE
62720	---	1/8"	1	0.02	63720	---
62721	---	1/4"	1	0.04	63721	---
62722	---	3/8"	1	0.07	63722	---
62723	---	1/2"	1	0.11	63723	---
62724	---	3/4"	1	0.18	63724	---
62725	---	1"	1	0.22	63725	---
62726	---	1-1/4"	1	0.37	63726	---
62727	---	1-1/2"	1	0.46	63727	---
62728	---	2"	1	0.61	63728	---

REDUCING HEX NIPPLE
304 & 316 150#



PART # 304 S.S	LIST PRICE	SIZE	BOX	APPROX. WT. LBS.	PART # 316 S.S.	LIST PRICE
62740	---	1/4" x 1/8"	1	0.04	63740	---
62741	---	3/8" x 1/8"	1	0.07	63741	---
62742	---	3/8" x 1/4"	1	0.07	63742	---
62744	---	1/2" x 1/4"	1	0.09	63744	---
62745	---	1/2" x 3/8"	1	0.11	63745	---
62748	---	3/4" x 3/8"	1	0.15	63748	---
62749	---	3/4" x 1/2"	1	0.15	63749	---

WARNING: This product can expose you to chemicals, including Nickel, which are known to the State of California to cause cancer. For more information, visit www.P65Warnings.ca.gov

304 AND 316 150# SS FITTINGS

FITTINGS AND NIPPLES

COUPLING
304 & 316 150#



PART # 304 S.S	LIST PRICE	SIZE*	BOX	APPROX. WT. LBS.	PART # 316 S.S.	LIST PRICE
62410	---	1/8"	25	0.03	63410	---
62411	---	1/4"	25	0.06	63411	---
62412	---	3/8"	25	0.07	63412	---
62413	---	1/2"	25	0.13	63413	---
62414	---	3/4"	25	0.18	63414	---
62415	---	1"	25	0.24	63415	---
62416	---	1-1/4"	10	0.44	63416	---
62417	---	1-1/2"	10	0.51	63417	---
62418	---	2"	5	0.79	63418	---
62419	---	2-1/2"	1	1.28		
62420	---	3"	1	1.87	63420	---
62421	---	4"	1	2.80	63421	---

REDUCING COUPLING
304 & 316 150#



PART # 304 S.S	LIST PRICE	SIZE	BOX	APPROX. WT. LBS.	PART # 316 S.S.	LIST PRICE
62430	---	1/4" x 1/8"	25	0.04	63430	---
62431	---	3/8" x 1/8"	25	0.04	63431	---
62432	---	3/8" x 1/4"	25	0.04	63432	---
62433	---	1/2" x 1/8"	25	0.09	63433	---
62434	---	1/2" x 1/4"	25	0.09	63434	---
62435	---	1/2" x 3/8"	25	0.09	63435	---
62455	---	3/4" x 1/8"	25	0.13	63455	---
62436	---	3/4" x 1/4"	25	0.11	63436	---
62437	---	3/4" x 3/8"	25	0.13	63437	---
62438	---	3/4" x 1/2"	25	0.15	63438	---
62459		1" x 1/4"	25	0.25	63459	---
62440	---	1" x 3/8"	25	0.22	63440	---
62441	---	1" x 1/2"	25	0.24	63441	---
62442	---	1" x 3/4"	25	0.24	63442	---
62445	---	1-1/4" x 3/4"	10	0.33	63445	---
62446	---	1-1/4" x 1"	10	0.35	63446	---
62447	---	1-1/2" x 1/2"	10	0.40	63447	---
62448	---	1-1/2" x 3/4"	10	0.42	63448	---
62449	---	1-1/2" x 1"	10	0.44	63449	---
62450	---	1-1/2" x 1-1/4"	10	0.46	63450	---
62458		2" x 1/2"				
62451	---	2" x 3/4"				
62452	---	2" x 1"	5	0.57	63452	---
62453	---	2" x 1-1/4"	5	0.62	63453	---
62454	---	2" x 1-1/2"	5	0.62	63454	---
62462		2-1/2" x 2"				
62428	---	3" x 1"	1	1.82		
62456	---	3" x 2"	1	2.25	63456	
62457		4" x 3"				

OD MACHINED COUPLING
304 & 316 150#



PART # 304 S.S	LIST PRICE	SIZE	A	B	BOX	APPROX. WT. LBS.	PART # 316 S.S.	LIST PRICE
62410B	---	1/8"	0.76	0.56	25	0.04	63410B	---
62411B	---	1/4"	0.94	0.71	25	0.04	63411B	---
62412B	---	3/8"	0.98	0.84	25	0.07	63412B	---
62413B	---	1/2"	1.33	1.01	25	0.09	63413B	---
62414B	---	3/4"	1.41	1.27	25	0.16	63414B	---
62415B	---	1"	1.69	1.54	10	0.21	63415B	---
62416B	---	1-1/4"	1.93	1.90	10	0.31	63416B	---
62417B	---	1-1/2"	1.93	2.16	5	0.41	63417B	---
62418B	---	2"	1.96	2.66	5	0.68	63418B	---
62420B	---	3"	3.23	3.76	1			

WARNING: This product can expose you to chemicals, including Nickel, which are known to the State of California to cause cancer. For more information, visit www.P65Warnings.ca.gov

304 AND 316 150# SS FITTINGS

FITTINGS AND NIPPLES

HALF COUPLING
304 & 316 150#



PART # 304 S.S	LIST PRICE	SIZE	A	B	BOX	APPROX. WT. LBS.	PART # 316 S.S.	LIST PRICE
62770		1/8"						
62771	---	1/4"	0.39	0.70	25	0.02	63771	---
62772	---	3/8"	0.45	0.82	25	0.02	63772	---
62773	---	1/2"	0.57	1.02	25	0.09	63773	---
62774	---	3/4"	0.67	1.22	25	0.11	63774	---
62775	---	1"	0.79	1.47	25	0.13	63775	---
62776	---	1-1/4"	0.86	1.88	10	0.24	63776	---
62777	---	1-1/2"	0.94	2.10	10	0.26	63777	---
62778	---	2"	1.06	2.60	5	0.44	63778	---
62779		3"						

UNION
304 & 316 150#

- Stainless Steel Seat



PART # 304 S.S	LIST PRICE	SIZE	BOX	APPROX. WT. LBS.	PART # 316 S.S.	LIST PRICE
62600	---	1/8"	25	0.09	63600	---
62601	---	1/4"	25	0.13	63601	---
62602	---	3/8"	25	0.22	63602	---
62603	---	1/2"	25	0.26	63603	---
62604	---	3/4"	25	0.46	63604	---
62605	---	1"	10	0.60	63605	---
62606	---	1-1/4"	5	0.90	63606	---
62607	---	1-1/2"	5	1.10	63607	---
62608	---	2"	1	1.81	63608	---
62609		2-1/2"				
62610	---	3"	1	3.40		---

CAP - CAST
304 & 316 150#



PART # 304 S.S	LIST PRICE	SIZE	BOX	APPROX. WT. LBS.	PART # 316 S.S.	LIST PRICE
62470	---	1/8"	25	0.02	63470	---
62471	---	1/4"	25	0.02	63471	---
62472	---	3/8"	25	0.04	63472	---
62473	---	1/2"	25	0.07	63473	---
62474	---	3/4"	25	0.11	63474	---
62475	---	1"	10	0.18	63475	---
62476	---	1-1/4"	10	0.29	63476	---
62477	---	1-1/2"	10	0.40	63477	---
62478	---	2"	10	0.60	63478	---
62480	---	3"	1	1.28	63480	---
62481	---	4"	1	1.54		

HEX CAP - BARSTOCK
304 & 316 150#



PART # 304 S.S	LIST PRICE	SIZE	BOX	APPROX. WT. LBS.	PART # 316 S.S.	LIST PRICE
62075	---	1/8"	25	0.04	63075	---
62076	---	1/4"	25	0.09	63076	---
62077	---	3/8"	25	0.11	63077	---
62078	---	1/2"	25	0.13	63078	---
62079	---	3/4"	25	0.22	63079	----
62080	---	1"	10	0.22	63080	---

WARNING: This product can expose you to chemicals, including Nickel, which are known to the State of California to cause cancer. For more information, visit www.P65Warnings.ca.gov

304 AND 316 150# SS FITTINGS

FITTINGS AND NIPPLES

HEX BUSHING
304 & 316 150#



stainless steel:

- barbed for plastic pipe
- Well Couplings
- merchant couplings
- See End of Bronze Fitting Section

PART # 304 S.S	LIST PRICE	SIZE M X F	BOX	APPROX. WT. LBS.	PART # 316 S.S.	LIST PRICE
62500	---	1/4" x 1/8"	25	0.04	63500	---
62501	---	3/8" x 1/8"	25	0.04	63501	---
62502	---	3/8" x 1/4"	25	0.04	63502	---
62503	---	1/2" x 1/8"	25	0.09		
62504	---	1/2" x 1/4"	25	0.09	63504	---
62505	---	1/2" x 3/8"	25	0.11	63505	---
62506	---	3/4" x 1/8"	25	0.13	63506	---
62507	---	3/4" x 1/4"	25	0.15	63507	---
62508	---	3/4" x 3/8"	25	0.15	63508	---
62509	---	3/4" x 1/2"	25	0.15	63509	---
62557	---	1" x 1/8"	25	0.27		
62510	---	1" x 1/4"	25	0.22	63510	---
62511	---	1" x 3/8"	25	0.24	63511	---
62512	---	1" x 1/2"	25	0.24	63512	---
62513	---	1" x 3/4"	25	0.24	63513	---
62515	---	1-1/4" x 3/8"	25	0.37	63515	---
62516	---	1-1/4" x 1/2"	25	0.37	63516	---
62517	---	1-1/4" x 3/4"	25	0.37	63517	---
62518	---	1-1/4" x 1"	25	0.37	63518	---
62521	---	1-1/2" x 1/2"	25	0.44	63521	---
62522	---	1-1/2" x 3/4"	25	0.46	63522	---
62532	---	1-1/2" x 1"	25	0.49	63523	---
62524	---	1-1/2" x 1-1/4"	25	0.46	63524	---
62559	---	2" x 1/4"	10	0.95	63526	---
62527	---	2" x 1/2"	10	0.66	63527	---
62528	---	2" x 3/4"	10	0.66	63528	---
62529	---	2" x 1"	10	0.66	63529	---
62530	---	2" x 1-1/4"	10	0.68	63530	---
62531	---	2" x 1-1/2"	10	0.68	63531	---
62534	---	2-1/2" x 1-1/2"	5	1.23	63534	---
62535	---	2-1/2" x 2"	5	1.21	63535	---
62550	---	3" x 1"	5	2.20	63550	---
62537	---	3" x 1-1/2"	5	1.97	63537	---
62538	---	3" x 2"	5	1.72	63538	---
62539	---	3" x 2-1/2"	5	1.81	63539	---
62541	---	4" x 2"	1	3.72	63541	---
62543	---	4" x 3"	1	2.43	63543	---

BULKHEAD FITTINGS - STAINLESS STEEL 316 NPT (3/4-2")



PART #	SIZE	HOLE SIZE	HEX	LENGTH	LIST PRICE
63214	3/4"	1-5/8"	2-15/32"	1-13/16"	---
63215	1"	2-1/4"	3-1/16"	2-7/8"	---
63216	1-1/4"	2-1/4"	3-1/16"	2-3/8"	---
63217	1-1/2"	3"	4-1/4"	2-5/8"	---
63218	2"	3"	4-1/4"	2-5/8"	---

WARNING: This product can expose you to chemicals, including Nickel, which are known to the State of California to cause cancer. For more information, visit www.P65Warnings.ca.gov

304 AND 316 150# SS FITTINGS

FITTINGS AND NIPPLES

HEX LOCKNUT
304 & 316 150#

• Straight Thread



PART #304 S.S	LIST PRICE	SIZE	BOX	APPROX. WT. LBS.
62700	---	1/8"	25	0.02
62701	---	1/4"	25	0.05
62702	---	3/8"	25	0.06
62703	---	1/2"	25	0.07
62704	---	3/4"	25	0.11
62705	---	1"	25	0.15
62706	---	1-1/4"	25	0.22
62707	---	1-1/2"	25	0.29

CORED SQUARE HEAD PLUG
304 & 316 150#



PART # 304 S.S	LIST PRICE	SIZE	BOX	APPROX. WT. LBS.	PART # 316 S.S.	LIST PRICE
62670	---	1/8"	25	0.02	63670	---
62671	---	1/4"	25	0.03	63671	---
62672	---	3/8"	25	0.04	63672	---
62653	---	1/2"	25	0.06	63653	---
62654	---	3/4"	25	0.13	63654	---
62655	---	1"	25	0.20	63655	---
62656	---	1-1/4"	25	0.32	63656	---
62657	---	1-1/2"	10	0.41	63657	---
62658	---	2"	10	0.65	63658	---
62659	---	2-1/2"	1	1.04		
62660	---	3"	1	0.88	63643	---

CORED HEX HEAD PLUG
304 & 316 150#



PART # 304 S.S	LIST PRICE	SIZE	BOX	APPROX. WT. LBS.	PART # 316 S.S.	LIST PRICE
62630	---	1/8"	25	0.02	63630	---
62631	---	1/4"	25	0.02	63631	---
62632	---	3/8"	25	0.04	63632	---
62633	---	1/2"	25	0.07	63633	---
62634	---	3/4"	25	0.11	63634	---
62635	---	1"	25	0.20	63635	---
62636	---	1-1/4"	25	0.31	63636	---
62637	---	1-1/2"	10	0.44	63637	---
62638	---	2"	10	0.65	63638	---
62640		3"				
		4"	1	2.77	63641	---

HOSE NIPPLE
304 & 316 150#



HOSE BARB X MALE PIPE

PART # 304 S.S	LIST PRICE	HOSE I.D. X MALE PIPE	BOX	APPROX. WT. LBS.	PART # 316 S.S.	LIST PRICE
73951	---	1/4"	1	0.04	973951	---
73952	---	3/8"	1	0.07	973952	---
73953	---	1/2"	1	0.13	973953	---
73954	---	3/4"	1	0.20	973954	---
73955	---	1"	1	0.33	973955	---
73956	---	1-1/4"	1	0.47	973956	---
73957	---	1-1/2"	1	0.67	973957	---
73958	---	2"	1	0.88	973958	---
73959	---	2-1/2"	1	1.45	973959	---
73960	---	3"	1	1.94	973990	---
		4"	1	3.57	973991	---

WARNING: This product can expose you to chemicals, including Nickel, which are known to the State of California to cause cancer. For more information, visit www.P65Warnings.ca.gov

304 AND 316 150# SS FITTINGS

FITTINGS AND NIPPLES

REDUCING HOSE NIPPLE
304 150#



HOSE BARB X MALE PIPE

PART # 304 S.S	HOSE I.D. X MALE PIPE	BOX	APPROX. WT. LBS.	LIST PRICE
73970	1/4" x 1/8"	1	0.04	---
73971	3/8" x 1/4"	1	0.07	---
73972	1/2" x 3/8"	1	0.13	---
73973	1/2" x 1/4"	1	0.13	---
73974	3/4" x 1/2"	1	0.20	---
73975	1" x 3/4"	1	0.33	---
73976	1" x 1/2"	1	0.33	---
73977	1-1/4" x 1"	1	0.46	---
73979	1-1/2" x 1-1/4"	1	0.66	---
73980	1-1/2" x 1"	1	0.66	---
73982	2" x 1-1/4"	1	0.88	---

SOLID HEX HEAD PLUG
316 150#



PART # 316 S.S	SIZE	BOX	APPROX. WT. LBS.	LIST PRICE
63660	1/8"	25	0.04	---
63661	1/4"	25	0.06	---
63662	3/8"	25	0.08	---
63663	1/2"	25	0.12	---
63664	3/4"	25	0.15	---
63665	1"	25	0.24	---

HEX SOCKET PLUG - BARSTOCK
316 150#



PART # 316 S.S	SIZE	BOX	APPROX. WT. LBS.	LIST PRICE
63760	1/8 "	1	0.05	---
63761	1/4 "	1	0.07	---
63762	3/8 "	1	0.10	---
63763	1/2 "	1	0.14	---
63764	3/4 "	1	0.21	---
63765	1"	1	0.24	---

SOLID SQUARE HEAD PLUG
316 150#V



PART # 316 S.S	SIZE	BOX	APPROX. WT. LBS.	LIST PRICE
63680	1/8"	25	0.04	---
63681	1/4"	25	0.04	---
63682	3/8"	25	0.05	---
63683	1/2"	25	0.06	---
63684	3/4"	25	0.12	---

WARNING: This product can expose you to chemicals, including Nickel, which are known to the State of California to cause cancer. For more information, visit www.P65Warnings.ca.gov



BLACK AND GALVANIZED STEEL NIPPLES

Product Specifications

Welded steel pipe nipples both galvanized and black in diameters ranging from 1/8" up to 4" in lengths from close to 12" and cut-pipe up to 120". -200°-150° Temp Rating.

Technical Specifications

Standards: Product complies with ASTM A-53, A-733 and ANSI B1.20.1 for threading, dimensions and pipe specifications.

Pipe: Complies with ASTM A-53 mill tested schedule 40 and 80 for both Welded & Seamless Meets ANSI B36.1. All pipe is hydrostatic tested.

Galvanized: Zinc coating applied by hot dipped. Galvanized complying with ASTM A-123, NSF approved, RoHS compliant.

Black: Protected against oxidation with varnish coating.

Cutting Procedure: All pipe is roller cut. A visual inspection of seams, excessive galvanizing, mid-welds, poor galvanizing, bends, roundness, under and over weight of the pipe is made at the time it is cut. This is done for every length of pipe. Pipe lengths are cut to a tolerance of + or - 1/16" of the actual length.

Threading Procedure:

All pipe is chaser thread cut to American Standard Tapered Pipe Thread standards. This is 3/4" taper per foot. Pipe is visually inspected for roundness of threads and other visual faults as it is removed from the threading machine.

SCHEDULE 80 XXS SEAMLESS



XXS SEAMLESS



- ASTM A106 Grade B Seamless Pipe
- ASTM A 53
- WWN 351
- Standard NPT Tapered Pipe Threads as per ANSI B 1.20.1 Specification

WARNING: This product can expose you to chemicals, including Nickel, which are known to the State of California to cause cancer. For more information, visit www.P65Warnings.ca.gov

BLACK AND GALVANIZED SCH 40
FITTINGS AND NIPPLES

1/8" - 27

Wall Thickness 0.068 - GradeB - Test Pressure 700 PSI - Thread Length 0.39



1/8" DIAMETER SCH 40 WELDED



PART # GALV	LIST PRICE	LENGTH	BOX/CASE	APPROX. WT. LBS.	PART # BLACK	LIST PRICE
56001	---	X Close (3/4")	50/600	0.02	57001	---
56002	---	x 1-1/2"	50/600	0.03	57002	---
56003	---	x 2"	50/500	0.04	57003	---
56004	---	x 2-1/2"	100/400	0.06	57004	---
56005	---	x 3	50/300	0.07	57005	---
56006	---	x 3-1/2"	50/300	0.08	57006	---
56007	---	x 4"	50/300	0.09	57007	---
56008	---	x 4-1/2"	50/300	0.10	57008	---
56009	---	x 5"	50/300	0.11	57009	---
56010	---	x 5-1/2"	50/300	0.12	57010	---
56011	---	x 6"	50/300	0.13	57011	---
56012	---	x 7"	50/300	0.15	57012	---
56013	---	x 8"	50/300	0.18	57013	---
56014	---	x 9"	50/300	0.21	57014	---
56015	---	x 10"	50/300	0.25	57015	---
56017	---	x 12"	50/300	0.29	57017	---

1/4"-18

Wall Thickness 0.068 - GradeB - Test Pressure 700 PSI - Thread Length 0.39



1/4" DIAMETER SCH 40 WELDED



PART # GALV	LIST PRICE	LENGTH	BOX/CASE	APPROX. WT. LBS.	PART # BLACK	LIST PRICE
56020	---	X Close (7/8")	50/600	0.04	57020	---
56021	---	x 1-1/2"	125/500	0.06	57021	---
56022	---	x 2"	125/500	0.06	57022	---
56023	---	x 2-1/2"	100/400	0.08	57023	---
56024	---	x 3	50/300	0.10	57024	---
56025	---	x 3-1/2"	50/300	0.12	57025	---
56026	---	x 4"	50/300	0.14	57026	---
56027	---	x 4-1/2"	50/300	0.17	57027	---
56028	---	x 5"	50/300	0.19	57028	---
56029	---	x 5-1/2"	50/300	0.21	57029	---
56030	---	x 6"	50/300	0.23	57030	---
56031	---	x 7"	50/100	0.27	57031	---
56032	---	x 8"	50/100	0.31	57032	---
56033	---	x 9"	50/100	0.35	57033	---
56034	---	x 10"	50/100	0.40	57034	---
56035	---	x 11"	50/100	0.44	57035	---
56036	---	x 12"	50/100	0.48	57036	---
56038	---	x 18"	50/100	0.54		

WARNING: This product can expose you to chemicals, including Nickel, which are known to the State of California to cause cancer. For more information, visit www.P65Warnings.ca.gov

BLACK AND GALVANIZED SCH 40
FITTINGS AND NIPPLES



3/8" DIAMETER SCH 40 WELDED

Wall Thickness 0.091 - Grade B - Test Pressure 700 PSI - Thread Length 0.6



PART # GALV	LIST PRICE	LENGTH	BOX/CASE	APPROX. WT. LBS.	PART # BLACK	LIST PRICE
56040	---	X Close (1")	50/600	0.05	57040	---
56041	---	x 1-1/2"	125/500	0.07	57041	---
56042	---	x 2"	125/500	0.08	57042	---
56043	---	x 2-1/2"	100/400	0.11	57043	---
56044	---	x 3"	50/300	0.13	57044	---
56045	---	x 3-1/2"	50/300	0.16	57045	---
56046	---	x 4"	50/300	0.19	57046	---
56047	---	x 4-1/2"	50/200	0.21	57047	---
56048	---	x 5"	50/150	0.24	57048	---
56049	---	x 5-1/2"	50/150	0.27	57049	---
56050	---	x 6"	50/100	0.29	57050	---
56051	---	x 7"	50/100	0.35	57051	---
56052	---	x 8"	50/100	0.40	57052	---
	---	x 9"	50/100	0.45	57053	---
56054	---	x 10"	50/100	0.51	57054	---
56055	---	x 11"	50/100	0.56	57055	---
56056	---	x 12"	50/100	0.62	57056	---
56430	---	x 18"	5/10	0.71	57430	---
		x 24"	1/1	1.02	57431	---
		x 36"	1/1	1.54	57433	----



1/2" DIAMETER SCH 40 WELDED

Wall Thickness 0.109 - Grade B - Test Pressure 700 PSI - Thread Length 0.78



PART # GALV	LIST PRICE	LENGTH	BOX/CASE	APPROX. WT. LBS.	PART # BLACK	LIST PRICE
56060	---	X Close (1-1/8")	50/600	0.08	57060	---
56061	---	x 1-1/2"	125/500	0.08	57061	---
56062	---	x 2"	125/500	0.12	57062	---
56063	---	x 2-1/2"	100/400	0.15	57063	---
56064	---	x 3"	50/300	0.19	57064	---
56065	---	x 3-1/2"	50/300	0.23	57065	---
56066	---	x 4"	50/300	0.27	57066	---
56067	---	x 4-1/2"	50/200	0.30	57067	---
56068	---	x 5"	50/150	0.34	57068	---
56069	---	x 5-1/2"	50/150	0.38	57069	---
56070	---	x 6"	50/100	0.42	57070	---
56071	---	x 7"	50/100	0.49	57071	---
56072	---	x 8"	50/100	0.57	57072	---
56073	---	x 9"	50/100	0.65	57073	---
56074	---	x 10"	50/100	0.72	57074	---
56075	---	x 11"	50/100	0.80	57075	---
56076	---	x 12"	40/80	0.87	57076	---
56240	---	x 18"	1/3	1.29	57240	---
56241	---	x 24"	1/3	1.74	57241	---
56242	---	x 30"	1/3	2.16	57242	---
56243	---	x 36"	1/3	2.61	57243	---
56245	---	x 48"	1/3	3.48	57245	---
56246	---	x 60"	1/3	4.35	57246	---
56247	---	x 72"	1/3	5.22	57247	---

WARNING: This product can expose you to chemicals, including Nickel, which are known to the State of California to cause cancer. For more information, visit www.P65Warnings.ca.gov

BLACK AND GALVANIZED SCH 40
FITTINGS AND NIPPLES



3/4" DIAMETER SCH 40 WELDED

Wall Thickness 0.113 - Grade B - Test Pressure 700 PSI - Thread Length 0.79



Part # Galv	List Price	Length	Box/Case	Approx. Wt. Lbs.	Part # Black	List Price
56080	---	X Close (1-3/8")	50/300	0.13	57080	---
56081	---	x 1-1/2"	125/250	0.10	57081	---
56082	---	x 2"	125/250	0.15	57082	---
56083	---	x 2-1/2"	50/250	0.20	57083	---
56084	---	x 3"	50/200	0.24	57084	---
56085	---	x 3-1/2"	50/150	0.29	57085	---
56086	---	x 4"	50/150	0.34	57086	---
56087	---	x 4-1/2"	50/150	0.39	57087	---
56088	---	x 5"	50/150	0.43	57088	---
56089	---	x 5-1/2"	60/120	0.48	57089	---
56090	---	x 6"	50/100	0.53	57090	---
56091	---	x 7"	50/100	0.63	57091	---
56092	---	x 8"	50/100	0.72	57092	---
56093	---	x 9"	40/80	0.82	57093	---
56094	---	x 10"	40/80	0.91	57094	---
56095	---	x 11"	30/60	1.01	57095	---
56096	---	x 12"	30/60	1.10	57096	---
56250	---	x 18"	1/3	1.63	57250	---
56251	---	x 24"	1/3	2.20	57251	---
56252	---	x 30"	1/3	2.73	57252	---
56253	---	x 36"	1/3	3.30	57253	---
56255	---	x 48"	1/3	4.40	57255	---
56256	---	x 60"	1/3	5.50	57256	---
56257	---	x 72"	1/3	6.60	57257	---

WARNING: This product can expose you to chemicals, including Nickel, which are known to the State of California to cause cancer.
For more information, visit www.P65Warnings.ca.gov

BLACK AND GALVANIZED SCH 40
FITTINGS AND NIPPLES



1" DIAMETER SCH 40 WELDED

Wall Thickness 0.133 - Grade B - Test Pressure 700 PSI - Thread Length 0.98



PART # GALV	LIST PRICE	LENGTH	BOX/CASE	APPROX. WT. LBS.	PART # BLACK	LIST PRICE
56100	---	X Close (1-1/2")	50/200	0.16	57100	---
56101	---	x 2"	50/150	0.23	57101	---
56102	---	x 2-1/2"	50/150	0.29	57102	---
56103	---	x 3"	50/100	0.36	57103	---
56104	---	x 3-1/2"	50/100	0.43	57104	---
56105	---	x 4"	50/100	0.50	57105	---
56106	---	x 4-1/2"	50/100	0.56	57106	---
56107	---	x 5"	50/100	0.63	57107	---
56108	---	x 5-1/2"	50/100	0.70	57108	---
56109	---	x 6"	40/80	0.77	57109	---
56110	---	x 7"	25/50	0.90	57110	---
56111	---	x 8"	25/50	1.03	57111	---
56112	---	x 9"	15/30	1.17	57112	---
56113	---	x 10"	15/30	1.30	57113	---
56114	---	x 11"	15/30	1.44	57114	---
56115	---	x 12"	15/30	1.57	57115	---
56260	---	x 18"	1/3	2.34	57260	---
56261	---	x 24"	1/3	3.14	57261	---
56262	---	x 30"	1/3	3.91	57262	---
56263	---	x 36"	1/3	4.71	57263	---
56265	---	x 48"	1/3	6.28	57265	---
56266	---	x 60"	1/3	7.85	57266	---
56267	---	x 72"	1/3	9.42	57267	---

WARNING: This product can expose you to chemicals, including Nickel, which are known to the State of California to cause cancer.
For more information, visit www.P65Warnings.ca.gov

BLACK AND GALVANIZED SCH 40
FITTINGS AND NIPPLES



1-1/4" DIAMETER SCH 40 WELDED

Wall Thickness 0.14 - Grade B - Test Pressure 1300 PSI - Thread Length 1.01



PART # GALV	LIST PRICE	LENGTH	BOX/CASE	APPROX. WT. LBS.	PART # BLACK	LIST PRICE
56120	---	X Close (1-5/8")	50/100	0.25	57120	---
56121	---	x 2"	50/100	0.32	57121	---
56122	---	x 2-1/2"	50/100	0.41	57122	---
56123	---	x 3"	50/100	0.50	57123	---
56124	---	x 3-1/2"	30/60	0.60	57124	---
56125	---	x 4"	30/60	0.69	57125	---
56126	---	x 4-1/2"	30/60	0.78	57126	---
56127	---	x 5"	25/50	0.87	57127	---
56128	---	x 5-1/2"	25/50	0.96	57128	---
56129	---	x 6"	25/50	1.06	57129	---
56130	---	x 7"	15/30	1.24	57130	---
56131	---	x 8"	15/30	1.42	57131	---
56132	---	x 9"	15/30	1.61	57132	---
56133	---	x 10"	15/30	1.79	57133	---
56134	---	x 11"	10/20	1.97	57134	---
56135	---	x 12"	10/20	2.16	57135	---
56270	---	x 18"	1/3	3.22	57270	---
56271	---	x 24"	1/3	4.32	57271	---
56272	---	x 30"	1/3	3.22	57272	---
56273	---	x 36"	1/3	6.48	57273	---
56275	---	x 48"	1/3	8.64	57275	---
56276		x 60"	1/3	10.80	57276	



1-1/2" DIAMETER SCH 40 WELDED

Wall Thickness 0.145 - Grade B - Test Pressure 1300 PSI - Thread Length 1.03



PART # GALV	LIST PRICE	LENGTH	BOX/CASE	APPROX. WT. LBS.	PART # BLACK	LIST PRICE
56140	---	X Close (1-3/4")	50/100	0.31	57140	---
56141	---	x 2"	40/80	0.37	57141	---
56142	---	x 2-1/2"	40/80	0.47	57142	---
56143	---	x 3"	40/80	0.58	57143	---
56144	---	x 3-1/2"	25/50	0.68	57144	---
56145	---	x 4"	25/50	0.78	57145	---
56146	---	x 4-1/2"	25/50	0.89	57146	---
56147	---	x 5"	25/50	1.10	57147	---
56148	---	x 5-1/2"	20/40	1.10	57148	---
56149	---	x 6"	15/30	1.20	57149	---
56150	---	x 7"	15/30	1.41	57150	---
56151	---	x 8"	15/30	1.62	57151	---
56152	---	x 9"	15/30	1.83	57152	---
56153	---	x 10"	1/20	2.04	57153	---
56154	---	x 11"	1/20	2.25	57154	---
56155	---	x 12"	1/20	2.46	57155	---
56280	---	x 18"	1/3	3.66	57280	---
56281	---	x 24"	1/3	4.92	57281	---
56282	---	x 30"	1/3	6.12	57282	---
56283	---	x 36"	1/3	7.38	57283	---
56285	---	x 48"	1/3	9.84	57285	---
56286	---	x 60"			57286	---
		x 72"			57287	---

WARNING: This product can expose you to chemicals, including Nickel, which are known to the State of California to cause cancer. For more information, visit www.P65Warnings.ca.gov



2" DIAMETER SCH 40 WELDED

Wall Thickness 0.154 - Grade B - Test Pressure 2500 PSI - Thread Length 1.06



PART # GALV	LIST PRICE	LENGTH	BOX/CASE	APPROX. WT. LBS.	PART # BLACK	LIST PRICE
56160	---	X Close (2")	40/80	0.55	57160	---
56161	---	x 2-1/2"	25/50	0.70	57161	---
56162	---	x 3"	25/50	0.86	57162	---
56163	---	x 3-1/2"	1/30	1.01	57163	---
56164	---	x 4"	1/30	1.16	57164	---
56165	---	x 4-1/2"	1/25	1.31	57165	---
56166	---	x 5"	1/30	1.47	57166	---
56167	---	x 5-1/2"	1/30	1.62	57167	---
56168	---	x 6"	1/20	1.77	57168	---
56169	---	x 7"	1/20	2.08	57169	---
56170	---	x 8"	1/20	2.39	57170	---
56171	---	x 9"	1/10	2.70	57171	---
56172	---	x 10"	1/10	3.00	57172	---
56173	---	x 11"	1/10	3.31	57173	---
56174	---	x 12"	1/10	3.62	57174	---
56290	---	x 18"	1/3	5.39	57290	---
56291	---	x 24"	1/3	5.26	57291	---
56292	---	x 30"	1/3	7.03	57292	---
56293	---	x 36"	1/3	10.86	57293	---
	----	x 42"	1/3	12.63		---
56295	---	x 48"	1/3	14.48	57295	---
56296	---	x 60"	1/3	18.10	57296	---
56297	---	x 72"	1/3	18.10	57297	---



2-1/2" DIAMETER SCH 40 WELDED

Wall Thickness 0.203 - Grade B - Test Pressure 2500 PSI - Thread Length 1.57



PART # GALV	LIST PRICE	LENGTH	BOX/CASE	APPROX. WT. LBS.	PART # BLACK	LIST PRICE
56180	---	X Close (2-1/2")	1/20	1.09	57180	---
56181	---	x 3"	1/20	1.33	57181	---
56182	---	x 3-1/2"	1/20	1.57	57182	---
56183	---	x 4"	1/20	1.82	57183	---
56184	---	x 4-1/2"	1/20	2.06	57184	---
56185	---	x 5"	1/20	2.30	57185	---
56186	---	x 5-1/2"	1/10	2.54	57186	---
56187	---	x 6"	1/10	2.78	57187	---
56188	---	x 7"	1/10	3.27	57188	---
56189	---	x 8"	1/10	3.75	57189	---
56190	---	x 9"	1/10	4.24	57190	---
56191	---	x 10"	1/8	4.72	57191	---
56192	---	x 11"	1/8	5.21	57192	---
56193	---	x 12"	1/8	5.69	57193	---

WARNING: This product can expose you to chemicals, including Nickel, which are known to the State of California to cause cancer. For more information, visit www.P65Warnings.ca.gov

BLACK AND GALVANIZED SCH 40
FITTINGS AND NIPPLES



3" DIAMETER SCH 40 WELDED

Wall Thickness 0.216 - Grade B - Test Pressure 2500 PSI - Thread Length 1.64



PART # GALV	LIST PRICE	LENGTH	BOX/CASE	APPROX. WT. LBS.	PART # BLACK	LIST PRICE
56200	---	X Close (2-5/8")	1/20	1.52	57200	---
56201	---	x 3"	1/20	1.76	57201	---
56202	---	x 3-1/2"	1/10	2.08	57202	---
56203	---	x 4"	1/10	2.39	57203	---
56204	---	x 4-1/2"	1/10	2.71	57204	---
56205	---	x 5"	1/10	3.03	57205	---
56206	---	x 5-1/2"	1/10	3.35	57206	---
56207	---	x 6"	1/10	3.66	57207	---
56208	---	x 7"	1/8	4.30	57208	---
56209	---	x 8"	1/8	4.93	57209	---
56210	---	x 9"	1/8	5.57	57210	---
56211	---	x 10"	1/5	6.20	57211	---
56212	---	x 11"	1/5	7.20	57212	---
56213	---	x 12"	1/5	7.47	57213	---
		x 24"	1	14.94	57311	---



4" DIAMETER SCH 40 WELDED

Wall Thickness 0.237 - Grade B - Test Pressure 2210 PSI - Thread Length 1.74



PART # GALV	LIST PRICE	LENGTH	BOX/CASE	APPROX. WT. LBS.	PART # BLACK	LIST PRICE
56220	---	X Close (2-7/8")	1/10	2.00	57220	---
56221	---	3-1/2"	1/8	2.21		---
56223	---	x 4"	1/8	3.41	57223	---
56224	---	x 4-1/2"	1/6	3.86	57224	---
56225	---	x 5"	1/6	4.31	57225	---
56226	---	x 5-1/2"	1/6	4.76	57226	---
56227	---	x 6"	1/6	5.21	57227	---
56330	---	x 7"	1/5	6.48	57330	---
56229	---	x 8"	1/5	7.01	57229	---
56331	---	x 9"	1/5	7.54	57331	---
56332	---	x 10"	1/5	8.14	57332	---
56228	---	x 12"	1/4	8.54	57228	---
56340	---	x 18"				
56341	---	x 24"				
56342	---	x 30"				
56343	---	x 36"				
56344	---	x 48"				
56346	---	x 60"				
56347	---	x 72"				

WARNING: This product can expose you to chemicals, including Nickel, which are known to the State of California to cause cancer. For more information, visit www.P65Warnings.ca.gov



6" DIAMETER
SCH 40 WELDED

Wall Thickness 0.154 - Grade B - Test Pressure 2500 PSI - Thread Length 1.06



PART # GALV	LIST PRICE	LENGTH	BOX/CASE	APPROX. WT. LBS.	PART # BLACK	LIST PRICE
56300	---	X Close (3-1/8")	1/1	3.80	57300	---
		x 4"	1/1	5.30	57304	---
56301		x 6"	1/1	8.30	57301	---
		x 8"	1/1	11.30	57305	---
		x 10"			57306	---
		x 12"	1/1	17.20	57308	---



8" DIAMETER
SCH 40 WELDED

Wall Thickness 0.154 - Grade B - Test Pressure 2500 PSI - Thread Length 1.06

PART #	LENGTH	BOX/CASE	APPROX. WT. LBS.	LIST PRICE
57320	X Close (3-1/8")	1/1	5.80	---
57322	x 6"	1/1	6.50	---
57324	x 8"	1/1	11.30	---
57326	x 10"	1/1	19.00	---
57328	x 12"	1/1	28.55	---



SCH 40 SINGLE RUN NIPPLE BLACK

PART	DESCRIPTION	CLOSE	1-1/2	2	2-1/2	3	3-1/2	4	4-1/2	5	5 1/2	6	TOTAL PCS	LIST
973570	1/2"	1	1	1	1	1	1	1	1	1	1	1	11	
973571	3/4"	1	1	1	1	1	1	1	1	1	1	1	11	
973572	1"	1		1	1	1	1	1	1	1	1	1	10	
973573	1-1/4"	1		1	1	1	1	1	1	1	1	1	10	
973574	1-1/2"	1		1	1	1	1	1	1	1	1	1	10	
973575	2"	1			1	1	1	1	1	1	1	1	9	

SCH 40 SINGLE RUN NIPPLE GALVANIZED

PART	DESCRIPTION	CLOSE	1-1/2	2	2-1/2	3	3-1/2	4	4-1/2	5	5 1/2	6	TOTAL PCS	LIST
973670	1/2"	1	1	1	1	1	1	1	1	1	1	1	11	
973671	3/4"	1	1	1	1	1	1	1	1	1	1	1	11	
973672	1"	1		1	1	1	1	1	1	1	1	1	10	
973673	1-1/4"	1		1	1	1	1	1	1	1	1	1	10	
973674	1-1/2"	1		1	1	1	1	1	1	1	1	1	10	
973675	2"	1			1	1	1	1	1	1	1	1	9	

WARNING: This product can expose you to chemicals, including Nickel, which are known to the State of California to cause cancer. For more information, visit www.P65Warnings.ca.gov

NIPPLES AND ASSORTMENTS

FITTINGS AND NIPPLES

STEEL NIPPLE ASSORTMENTS

B “6” ASSORTMENTS



BLACK		LENGTH											WT. LBS.	TOTAL PIECES	
		CLOSE	1-1/2"	2"	2-1/2"	3"	3-1/2"	4"	4-1/2"	5"	5-1/2"	6"			
973567	1/2"	6	6	6	6	6	6	6	6	6	6	6	20	66	---
973568	3/4"	6	6	6	6	6	6	6	6	6	6	6	27	66	---
973569	1"	6		6	6	6	6	6	6	6	6	6	34	60	---

GALV.		LENGTH											WT. LBS.	TOTAL PIECES	
		CLOSE	1-1/2"	2"	2-1/2"	3"	3-1/2"	4"	4-1/2"	5"	5-1/2"	6"			
973667	1/2"	6	6	6	6	6	6	6	6	6	6	6	20	66	---
973668	3/4"	6	6	6	6	6	6	6	6	6	6	6	27	66	---
973669	1"	6		6	6	6	6	6	6	6	6	6	34	60	---

STEEL TOTE TRAYS





PART #	SIZE	CAPACITY	LIST PRICE
990781	1/2"	77pcs	---
990782	3/4"	66pcs	---
990783	1"	50pcs	---
990786	1-1/4"	40pcs	---
990784	1-1/2"	30pcs	---
990785	2"	27pcs	---

WARNING: This product can expose you to chemicals, including Nickel, which are known to the State of California to cause cancer. For more information, visit www.P65Warnings.ca.gov

EXTRA HEAVY SEAMLESS STEEL PIPE NIPPLES

1/8" - 27



1/8" DIAMETER SCHEDULE 80 SEAMLESS

Wall Thickness 0.094 - GradeB - Test Pressure850 PSI - Thread Length 0.39

PART #	LENGTH	BOX/CASE	APPROX. WT. LBS.	LIST PRICE
59001SMLS	x Close	40/480	0.02	---
59002SMLS	x 1-1/2"	40/480	0.03	---
59003SMLS	x 2"	100/400	0.05	---
59004SMLS	2-1/2"	100/400	0.06	---
59005SMLS	x 3"	40/240	0.08	---
59006SMLS	x 3-1/2"	40/240	0.09	---
59007SMLS	x 4"	40/240	0.11	---
59008SMLS	x 4-1/2"			---
59009SMLS	x 5"	40/120	0.12	---
59010SMLS	x 5-1/2"	40/120	0.13	---
59011SMLS	x 6"	40/80	0.16	---

1/4"-18



1/4" DIAMETER SCHEDULE 80 SEAMLESS

Wall Thickness 0.119 - Grade B - Test Pressure 850 PSI - Thread Length 0.59

PART #	LENGTH	BOX/CASE	APPROX. WT. LBS.	LIST PRICE
59020SMLS	x Close (7/8")	40 / 480	0.03	---
59021SMLS	x 1-1/2"	100 / 400	0.06	---
59022SMLS	x 2"	100 / 400	0.08	---
59023SMLS	x 2-1/2"	80 / 320	0.10	---
59024SMLS	x 3"	40 / 240	0.12	---
59025SMLS	x 3-1/2"	40 / 240	0.15	---
59026SMLS	x 4"	40 / 240	0.17	---
59027SMLS	x 4-1/2"	40 / 120	0.19	---
59028SMLS	x 5"	40 / 120	0.21	---
59029SMLS	x 5-1/2"	40 / 80	0.24	---
59030SMLS	x 6"	40 / 80	0.26	---
59032SMLS	x 8"	40 / 80	0.35	---
59034SMLS	x 10"	40 / 80	0.44	---
59036SMLS	x 12"	40 / 80	0.53	---

WARNING: This product can expose you to chemicals, including Nickel, which are known to the State of California to cause cancer. For more information, visit www.P65Warnings.ca.gov

BLACK SCH 80 SEAMLESS
FITTINGS AND NIPPLES

3/8"-18



3/8" DIAMETER SCHEDULE 80 SEAMLESS

Wall Thickness 0.126 - Grade B - Test Pressure 850 PSI - Thread Length 0.6

PART #	LENGTH	BOX/CASE	APPROX. WT. LBS.	LIST PRICE
59040SMLS	X Close (3/8")	40 / 480	0.05	---
59041SMLS	x 1-1/2"	100 / 400	0.08	---
59042SMLS	x 2"	100 / 400	0.11	---
59043SMLS	x 2-1/2"	80 / 320	0.14	---
59044SMLS	x 3"	40 / 240	0.17	---
59045SMLS	x 3-1/2"	40 / 240	0.20	---
59046SMLS	x 4"	40 / 240	0.23	---
59047SMLS	x 4-1/2"	40 / 160	0.26	---
59048SMLS	x 5"	40 / 120	0.29	---
59049SMLS	x 5-1/2"	40 / 120	0.32	---
59050SMLS	x 6"	40 / 80	0.35	---
59056SMLS	x 12"	40/80	0.65	---

1/2" - 14



1/2" DIAMETER SCHEDULE 80 SEAMLESS

Wall Thickness 0.147 - Grade B - Test Pressure 850 PSI - Thread Length 0.78

PART #	LENGTH	BOX/CASE	APPROX. WT. LBS.	LIST PRICE
59060SMLS	X Close (1-1/8")	40 / 480	0.07	---
59061SMLS	x 1-1/2"	100 / 400	0.11	---
59062SMLS	x 2"	100 / 400	0.15	---
59063SMLS	x 2-1/2"	80 / 320	0.20	---
59064SMLS	x 3"	40 / 240	0.24	---
59065SMLS	x 3-1/2"	40 / 240	0.29	---
59066SMLS	x 4"	40 / 240	0.33	---
59067SMLS	x 4-1/2"	40 / 160	0.38	---
59068SMLS	x 5"	40 / 120	0.42	---
59069SMLS	x 5-1/2"	40 / 120	0.47	---
59070SMLS	x 6"	40 / 80	0.51	---
59071SMLS	x 7"	40 / 80	0.60	---
59072SMLS	x 8"	40 / 80	0.69	---
59074SMLS	x 10"	40 / 80	0.88	---
59076SMLS	x 12"	32 / 64	1.06	---

WARNING: This product can expose you to chemicals, including Nickel, which are known to the State of California to cause cancer. For more information, visit www.P65Warnings.ca.gov



3/4" - 14

3/4" DIAMETER SCHEDULE 80 SEAMLESS

Wall Thickness 0.154 - Grade B - Test Pressure 850 PSI - Thread Length 0.79

PART #	LENGTH	BOX/CASE	APPROX. WT. LBS.	LIST PRICE
59080SMLS	X Close (1-3/8")	40/240	0.13	---
59081SMLS	x 1-1/2"	100/200	0.15	---
59082SMLS	x 2"	100/200	0.21	---
59083SMLS	x 2-1/2"	40/160	0.27	---
59084SMLS	x 3"	40/160	0.33	---
59085SMLS	x 3-1/2"	40/120	0.39	---
59086SMLS	x 4"	40/120	0.45	---
59087SMLS	x 4-1/2"	40/120	0.51	---
59088SMLS	x 5"	40/120	0.57	---
59089SMLS	x 5-1/2"	48/96	0.64	---
59090SMLS	x 6"	40/80	0.69	---
59091SMLS	x 7"	40/80	0.82	---
59092SMLS	x 8"	40/80	0.94	---
59094SMLS	x 10"	32/64	1.19	---
59096SMLS	x 12"	24/48	1.44	---

1" - 11 1/2



1" DIAMETER SCHEDULE 80 SEAMLESS

Wall Thickness 0.179 - Grade B - Test Pressure 850 PSI - Thread Length 0.98

PART #	LENGTH	BOX/CASE	APPROX. WT. LBS.	LIST PRICE
59100SMLS	X Close (1-1/2")	40 / 160	0.21	---
59101SMLS	x 2"	40 / 120	0.30	---
59102SMLS	x 2-1/2"	40 / 120	0.37	---
59103SMLS	x 3"	40 / 80	0.47	---
59104SMLS	x 3-1/2"	40 / 80	0.56	---
59105SMLS	x 4"	40 / 80	0.65	---
59106SMLS	x 4-1/2"	40 / 80	0.74	---
59107SMLS	x 5"	40 / 80	0.83	---
59108SMLS	x 5-1/2"	40 / 80	0.92	---
59109SMLS	x 6"	32 / 64	1.01	---
59110SMLS	x 7"	20 / 40	1.19	---
59111SMLS	x 8"	20 / 40	1.37	---
59112SMLS	x 9"	20 / 40	1.55	---
59113SMLS	x 10"	12 / 24	1.74	---
59115SMLS	x 12"	12 / 24	2.10	---

WARNING: This product can expose you to chemicals, including Nickel, which are known to the State of California to cause cancer.
For more information, visit www.P65Warnings.ca.gov

BLACK SCH 80 SEAMLESS
FITTINGS AND NIPPLES



1-1/4" DIAMETER SCHEDULE 80 SEAMLESS
Wall Thickness 0.191 - Grade B - Test Pressure 1900 PSI - Thread Length 1.01

PART #	LENGTH	BOX/CASE	APPROX. WT. LBS.	LIST PRICE
59120SMLS	X Close (1-5/8")	40 / 80	0.31	---
59121SMLS	x 2"	40 / 80	0.42	---
59122SMLS	x 2-1/2"	40 / 80	0.52	---
59123SMLS	x 3"	40 / 80	0.64	---
59124SMLS	x 3-1/2"	24 / 48	0.77	---
59125SMLS	x 4"	24 / 48	0.90	---
59126SMLS	x 4-1/2"	24 / 48	1.02	---
59127SMLS	x 5"	20 / 40	1.15	---
59128SMLS	x 5-1/2"	20 / 40	1.27	---
59129SMLS	x 6"	20 / 40	1.40	---
59130SMLS	x 7"	20 / 40	1.65	---
59131SMLS	x 8"	12 / 24	1.90	---
59132SMLS	x 9"	12 / 24	2.15	---
59133SMLS	x 10"	12 / 24	2.40	---
59134SMLS	x 11"	8 / 16	2.65	---
59135SMLS	x 12"	8 / 16	2.90	---



1-1/2" DIAMETER SCHEDULE 80 SEAMLESS
Wall Thickness 0.2 - Grade B - Test Pressure 1900 PSI - Thread Length 1.03

PART #	LENGTH	BOX/CASE	APPROX. WT. LBS.	LIST PRICE
59140SMLS	X Close (1-3/4")	40 / 80	0.41	---
59141SMLS	x 2"	32 / 64	0.51	---
59142SMLS	x 2-1/2"	32 / 64	0.64	---
59143SMLS	x 3"	32 / 64	0.78	---
59144SMLS	x 3-1/2"	20 / 40	0.94	---
59145SMLS	x 4"	20 / 40	1.09	---
59146SMLS	x 4-1/2"	20 / 40	1.23	---
59147SMLS	x 5"	20 / 40	1.39	---
59148SMLS	x 5-1/2"	16 / 32	1.54	---
59149SMLS	x 6"	12 / 24	1.69	---
59150SMLS	x 7"	12 / 24	2.00	---
59151SMLS	x 8"	12 / 24	2.30	---
59153SMLS	x 10"	8 / 16	2.90	---
59155SMLS	x 12"	8 / 16	3.51	---

WARNING: This product can expose you to chemicals, including Nickel, which are known to the State of California to cause cancer. For more information, visit www.P65Warnings.ca.gov



2" DIAMETER SCHEDULE 80 SEAMLESS

Wall Thickness 0.218 - Grade B - Test Pressure 2500 PSI - Thread Length 1.06

PART #	LENGTH	BOX/CASE	APPROX. WT. LBS.	LIST PRICE
59160SMLS	X Close (2")	32/64	0.30	---
59161SMLS	x 2-1/2"	20 / 40	0.80	---
59162SMLS	x 3"	20 / 40	1.10	---
59163SMLS	x 3-1/2"	12 / 24	1.31	---
59164SMLS	x 4"	12 / 24	1.52	---
59165SMLS	x 4-1/2"	12 / 24	1.72	---
59166SMLS	x 5"	12 / 24	1.94	---
59167SMLS	x 5-1/2"	12 / 24	2.15	---
59168SMLS	x 6"	8 / 16	2.35	---
59169SMLS	x 7"	8 / 16	2.78	---
59170SMLS	x 8"	8 / 16	3.19	---
59171SMLS	x 9"	1 / 8	3.62	---
59172SMLS	x 10"	1 / 8	4.03	---
59173SMLS	x 11"	1 / 8	4.44	---
59174SMLS	x 12"	1 / 8	4.87	---
59197SMLS	x 24"	1/1	9.74	---



2-1/2" DIAMETER SCHEDULE 80 SEAMLESS

Wall Thickness 0.276 - Grade B - Test Pressure 2500 PSI - Thread Length 1.57

PART #	LENGTH	BOX/CASE	APPROX. WT. LBS.	LIST PRICE
59180SMLS	x Close (2-1/2")	1 / 16	1.25	---
59181SMLS	x 3"	1 / 16	1.57	---
59182SMLS	x 3-1/2"	1 / 16	1.82	---
59183SMLS	x 4"	1 / 16	2.15	---
59184SMLS	x 4-1/2"	1 / 16	1.75	---
59185SMLS	x 5"	1 / 16	2.78	---
59186SMLS	x 5-1/2"	1 / 8	2.25	---
59187SMLS	x 6"	1 / 8	3.41	---
59188SMLS	x 7"	1 / 8	3.89	---
59189SMLS	x 8"	1 / 8	4.69	---
59190SMLS	x 9"	1 / 8	5.34	---
59191SMLS	x 10"	1 / 6	5.97	---
59192SMLS	x 11"	1 / 6	4.89	---
59193SMLS	x 12"	1 / 5	7.26	---

WARNING: This product can expose you to chemicals, including Nickel, which are known to the State of California to cause cancer. For more information, visit www.P65Warnings.ca.gov

BLACK SCH 80 SEAMLESS

FITTINGS AND NIPPLES



3" DIAMETER SCHEDULE 80 SEAMLESS

Wall Thickness 0.3 - Grade B - Test Pressure 2500 PSI - Thread Length 1.64

PART #	LENGTH	BOX/CASE	APPROX. WT. LBS.	LIST PRICE
59200SMLS	X Close (2-5/8")	1 / 16	1.79	---
59201SMLS	x 3"	1 / 16	2.11	---
59202SMLS	x 3-1/2"	1 / 16	2.55	---
59203SMLS	x 4"	1 / 8	2.89	---
59204SMLS	x 4-1/2"	1 / 8	3.30	---
59205SMLS	x 5"	1 / 8	3.73	---
59206SMLS	x 5-1/2"	1 / 8	4.17	---
59207SMLS	x 6"	1 / 8	4.57	---
59209SMLS	x 8"	1 / 6	6.29	---
59211SMLS	x 10"	1 / 4	8.01	---
59212SMLS	x 11"	1 / 4	8.85	---
59213SMLS	x 12"	1 / 4	9.72	---



4" DIAMETER SCHEDULE 80 SEAMLESS

Wall Thickness 0.337 - Grade B - Test Pressure 2800 PSI - Thread Length 1.74

PART #	LENGTH	BOX/CASE	APPROX. WT. LBS.	LIST PRICE
59220SMLS	X Close (2-7/8")	1 / 8	2.91	---
59221SMLS	x 4"	1 / 6	4.26	---
59223SMLS	x 5"	1 / 5	5.49	---
59224SMLS	x 5-1/2"			
59225SMLS	x 6"	1 / 5	6.72	---
59227SMLS	x 8"	1 / 3	9.23	---
59228SMLS	9"			
59229SMLS	x 10"	1 / 3	11.73	---
59231SMLS	x 12"	1 / 3	14.24	---

SCHEDULE 80 SEAMLESS



6" DIAMETER



8" DIAMETER

PART #		LENGTH	BOX/CASE	APPROX. WT. LBS. 6"	APPROX. WT. LBS. 8"	PART #	
59300SMLS	---	X Close	2	3.57	4.62	59320SMLS	---
59301SMLS	---	x 6"	2	14.29	16.91	59322SMLS	---
59305SMLS	---	x 8"	2	19.05	22.54	59324SMLS	---
59308SMLS	---	x 12"	2	28.57	34.18	59328SMLS	---

WARNING: This product can expose you to chemicals, including Nickel, which are known to the State of California to cause cancer. For more information, visit www.P65Warnings.ca.gov

BLACK EXTRA HEAVY XXS SEAMLESS

FITTINGS AND NIPPLES



1/2" DIAMETER BLACK EXTRA HEAVY XXS SEAMLESS

Wall Thickness 0.294 - Grade B - Test Pressure 1000 PSI - Thread Length 0.79

PART #	LENGTH	BOX/CASE	APPROX. WT. LBS.	LIST PRICE
59060SMLSXX	x Close	100 / 200	0.31	---
59062SMLSXX	x 2"	100 / 200	0.58	---
59064SMLSXX	x 3"	50 / 100	0.62	---
59066SMLSXX	x 4"	50 / 100	0.66	---
59070SMLSXX	x 6"	25 / 50	0.75	---



3/4" DIAMETER DIAMETER BLACK EXTRA HEAVY XXS SEAMLESS

Wall Thickness 0.308 - Grade B - Test Pressure 1000 PSI - Thread Length 0.79

PART #	LENGTH	BOX/CASE	APPROX. WT. LBS.	LIST PRICE
59080SMLSXX	x Close	40/240	0.55	---
59082SMLSXX	x 2"	50 / 100	0.62	---
59086SMLSXX	x 4"	25 / 50	0.68	---
59090SMLSXX	x 6"	25 / 50	0.71	---



1" DIAMETER DIAMETER BLACK EXTRA HEAVY XXS SEAMLESS

Wall Thickness 0.358 - Grade B - Test Pressure 1000 PSI - Thread Length 0.98

PART #	LENGTH	BOX/CASE	APPROX. WT. LBS.	LIST PRICE
59100SMLSXX	x close	50 / 100	0.88	---
59101SMLSXX	x 2"	50 / 100	1.07	---
59103SMLSXX	x 3"	20/40	1.10	---
59105SMLSXX	x 4"	20 / 40	1.14	---
59109SMLSXX	x 6"	20 / 40	1.75	---



2" DIAMETER DIAMETER BLACK EXTRA HEAVY XXS SEAMLESS

Wall Thickness 0.436 - Grade B - Test Pressure 2500 PSI - Thread Length 1.06

PART #	LENGTH	BOX/CASE	APPROX. WT. LBS.	LIST PRICE
59160SMLSXX	x close	1 / 25	1.36	---
59161SMLSXX	x 2-1/2"	1 / 20	1.67	---
59162SMLSXX	x 3"	1 / 20	2.09	---
59163SMLSXX	x 3-1/2"	1 / 12	2.51	---
59164SMLSXX	x 4"	1 / 12	2.86	---
59166SMLSXX	x 5"	1/12	3.04	---
59168SMLSXX	x 6"	1 / 11	3.20	---
59170SMLSXX	x 8"	1 / 8	5.86	---
59172SMLSXX	x 10"	1 / 8	7.31	---
59174SMLSXX	x 12"	1 / 8	9.34	---

WARNING: This product can expose you to chemicals, including Nickel, which are known to the State of California to cause cancer. For more information, visit www.P65Warnings.ca.gov

SCH 40 AND SCH 80 GROOVE NIPPLES

FITTINGS AND NIPPLES

THREAD X GROOVE



SCH 40





SCH 80

2" DIAMETER

PART #	LIST PRICE	BOX	WTG	LENGTH	WTG	BOX	PART #	LIST PRICE
57162TV	---	50	0.70	x 3	1.03	40	59162TV	---
57164TV	---	30	0.97	x 4	1.40	24	59164TV	---
57168TV	---	20	1.64	x 6	2.41	16	59168TV	---
57170TV	---	20	2.15	x 8	3.20	16	59170TV	---
57172TV	---	10	2.80	x 10	3.65	8	59172TV	---
57174TV	---	10	3.45	x 12	4.01	8	59174TV	---

3" DIAMETER

PART #	LIST PRICE	BOX	WTG	LENGTH	WTG	BOX	PART #	LIST PRICE
57201TV	---	20	1.26	x 3	2.01	16	59201TV	---
57203TV	---	10	1.80	x 4	3.01	8	59203TV	---
57207TV	---	10	3.17	x 6	4.87	8	59207TV	---
57209TV	---	8	4.13	x 8	5.86	6	59209TV	---
57211TV	---	5	5.48	x 10	6.19	4	59211TV	---
57213TV	---	5	6.24	x 12	6.37	4	59213TV	---

4" DIAMETER

PART #	LIST PRICE	BOX	WTG	LENGTH	WTG	BOX	PART #	LIST PRICE
57222TV	---	8	2.40	x 3	4.11	6	59222TV	---
57223TV	---	8	2.52	x 4	4.15	6	59221TV	---
57227TV	---	6	4.30	x 6	6.52	5	59225TV	---
57229TV	---	4	5.63	x 8	7.18	3	59229TV	---
57332TV	---	4	7.90	x 10	11.74	3	59231TV	---
57228TV	---	4	8.25	x 12	14.24	3	59227TV	---

NOMINAL IPS PIPE SIZE	O.D. ACTUAL	GASKET SEAT "A"	GROOVE WIDTH "B"	GROOVE DIAMETER "C"	ACTUAL GROOVE DEPTH "D"
2	2.375	0.625	0.312	2.250	0.062
3	3.500	0.625	0.312	3.344	0.078
4	4.500	0.625	0.375	4.334	0.083

SEAMLESS SCH 40 GROOVE X BEVEL NIPPLES



PART #	DIA. X LENGTH	
57162GBS	2 x 3	---
57201GBS	3 x 3	---
57222GBS	4 x 3	---
57400GBS	8 x 3	---
57500GBS	10 x 3	---
57600GBS	12 x 3	---

WARNING: This product can expose you to chemicals, including Nickel, which are known to the State of California to cause cancer. For more information, visit www.P65Warnings.ca.gov

BLACK SCH 40 AND SCH 80 SEAMLESS GROOVE NIPPLES

FITTINGS AND NIPPLES



SCH 40

GROOVE X GROOVE





SCH 80

2" DIAMETER

PART #	LIST PRICE	BOX	WTG	LENGTH	WTG	BOX	PART #	LIST PRICE
57162V	---	50	0.70	x 3	1.03	40	59162V	---
57164V	---	30	0.97	x 4	1.40	24	59164V	---
57168V	---	20	1.64	x 6	2.41	16	59168V	---
57170V	---	20	2.15	x 8	3.20	16	59170V	---
57172V	---	10	2.80	x 10	3.65	8	59172V	---
57174V	---	10	3.45	x 12	4.01	8	59174V	---

3" DIAMETER

PART #	LIST PRICE	BOX	WTG	LENGTH	WTG	BOX	PART #	LIST PRICE
57201V	---	20	1.26	x 3	2.01	16	59201V	---
57203V	---	10	1.80	x 4	3.01	8	59203V	---
57207V	---	10	3.17	x 6	4.87	8	59207V	---
57209V	---	8	4.13	x 8	5.86	6	59209V	---
57211V	---	5	5.48	x 10	6.19	4	59211V	---
57213V	---	5	6.24	x 12	6.37	4	59213V	---

4" DIAMETER

PART #	LIST PRICE	BOX	WTG	LENGTH	WTG	BOX	PART #	LIST PRICE
57223V	---	8	2.52	x 4	4.15	6	59221V	---
57227V	---	6	4.35	x 6	6.52	5	59225V	---
57229V	---	4	5.63	x 8	7.18	3	59227V	---
57332V	---	4	7.90	x 10	11.74	3	59229V	---
57228V	---	4	8.25	x 12	14.24	3	59231V	---

THREAD X BEVEL



PART #	SIZE	LIST PRICE
57162TB	2 x 3	---
57201TB	3 x 3	---
57221TB	4 x 4	---

WARNING: This product can expose you to chemicals, including Nickel, which are known to the State of California to cause cancer.
For more information, visit www.P65Warnings.ca.gov

MERCHANT COUPLINGS

Product Specifications
Welded steel couplings both galvanized and black in diameters from 1/8" up to 4".

Technical Specifications
Standards: Product complies with ASTM A865 and ANSI B1.20.1 for threading, dimensions and pipe specifications. Federal Spec WW-P-404
Pipe: Complies with ASTM A-53 milltested schedule 40 and 80. Meets ANSI B36.1. All pipe is hydrostatic tested.
Galvanized: Zinc coating applied by hot dipping. Galvanized complying with ASTM-A-123.

MERCHANT COUPLINGS

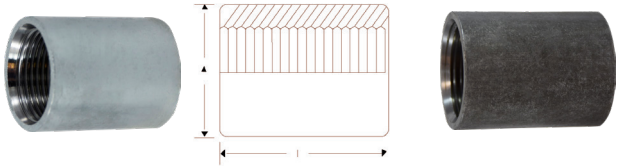

• Straight threads thru 2"

PART # GALV	LIST PRICE	SIZE	PART # BLACK	LIST PRICE
64770	---	1/8"	65770	---
64771	---	1/4"	65771	---
64772	---	3/8"	65772	---
64773	---	1/2"	65773	---
64774	---	3/4"	65774	---
64775	---	1"	65775	---
64776	---	1-1/4"	65776	---
64777	---	1-1/2"	65777	---
64778	---	2"	65778	---
64779	---	2-1/2"	65779	---
64780	---	3"	65780	---
64781	---	4"	65781	---
		5"	65782	---
		6"	65783	---

HALF MERCHANT COUPLINGS



• Straight threads thru 2"

PART # GALV	LIST PRICE	SIZE	PART # BLACK	LIST PRICE
		1/8"	65770H	
		1/4"	65771H	---
		3/8"	65772H	---
64773H	---	1/2"	65773H	---
64774H	---	3/4"	65774H	---
64775H	---	1"	65775H	---
64776H	---	1-1/4"	65776H	---
64777H	---	1-1/2"	65777H	---
64778H	---	2"	65778H	---
		2-1/2"	65779H	---
	---	3"	65780H	---
	---	4"	65781H	---



#304 STAINLESS STEEL MERCHANT COUPLINGS

PART #	SIZE	LIST PRICE
61775	1	---
61776	1-1/4	---
61777	1-1/2	---
61778	2	---

Also available:
Extra Heavy Merchant Couplings

MERCHANT COUPLINGS SPECIFICATIONS

SIZE	OUTSIDE DIAM.	LENGTH	WEIGHT 100 PCS APPROX.	QUANTITY PER BOX	THREADS PER INCH	THREADS
		INCHES	POUNDS			TYPE
1/8"	.59"	.78	3.5	1000	27	Straight
1/4"	.73"	1.18	7.5	500	18	Straight
3/8"	.86"	1.18"	9	600	18	Straight
1/2"	1.063"	1-9/16"	13.0	100	14	Straight
3/4"	1.313"	1-5/8"	28.3	50	14	Straight
1"	1.576"	2"	40.1	30	11-1/2	Straight
1-1/4"	1.900"	2-1/16"	49.5	25	11-1/2	Straight
1-1/2"	2.17"	2-3/64"	71.48	25	11-1/2	Straight
2"	2.750"	2-1/8"	112.0	20	11-1/2	Straight
2-1/2"	3.250"	3-1/8"	231.2	8	8	Taper Tapped
3"	4.000"	3-1/4"	353.8	5	8	Taper Tapped
4"	5.000"	3-1/2"	471.8	4	8	Taper Tapped
6"	7.32	4"	1000.05	4	8	Taper Tapped

WARNING: This product can expose you to chemicals, including Nickel, which are known to the State of California to cause cancer. For more information, visit www.P65Warnings.ca.gov

API LINE COUPLINGS

A105 BLACK STEEL TAPER TAPPED COUPLINGS

Product Specifications
These couplings are manufactured in accordance with American Petroleum Institute specifications 5L & 5B.
All couplings are phosphated.
All sizes are taper tapped 3/4" per foot on the diameter.

*CERTIFIED BY THE AMERICAN PETROLEUM INSTITUTE



A105
- Black Steel
- API line API SL

- Each end has a short, unthreaded recess before the threads start.
- Use with sch 80 & sch. 160 nipples & pipe.
- Max. pressure: 3000PSI

API LINE PIPE COUPLINGS

PART #	NPT SIZE	THREADS PER INCH	OUTSIDE DIAMETER	LENGTH	UNIT WEIGHT	LIST PRICE
65770API	1/8"	27	0.563	1-1/16	0.04	---
65771API	1/4"	18	0.719	1-5/8	0.10	---
65772API	3/8"	18	0.875	1-5/8	0.13	---
65773API	1/2"	14	1.063	2-1/8	0.24	---
65774API	3/4"	14	1.313	2-1/8	0.35	---
65775API	1"	11.5	1.576	2-5/8	0.52	---
65776API	1-1/4"	11.5	2.054	2-3/4	1.00	---
65777API	1-1/2"	11.5	2.200	2-3/4	0.88	---
65778API	2"	11.5	2.875	2-7/8	1.83	---
65779API	2-1/2"	8	3.375	4-1/8	3.28	--
65780API	3"	8	4.000	4-1/4	4.09	---
65781API	4"	8	5.200	4-1/2	7.59	---
65783API	6"	8	7.390	4-5/8	12.92	---
65784API	8"	8	9.625	5-3/4	23.18	---

WARNING: This product can expose you to chemicals, including Nickel, which are known to the State of California to cause cancer.
For more information, visit www.P65Warnings.ca.gov

MALLEABLE FITTINGS



- SATURATED STEAM PRESSURE 150 PSI @ 350°F
- MAX PRESSURE 300 PSI @ 150°F
- TEMP RANGE -20°F TO 350°F

ISO 9002 - CERTIFICATE OF QUALITY - UL/FM LISTED

Our quality fittings are made with care and attention to detail. With better molds we can reduce parting lines and rough edges resulting in better fluid flow. By using a low temperature galvanizing process the coating is more durable which means a longer lasting fitting. All Fittings are 100% Pressure Tested to 300# Class.
(Every fitting is subjected to an underwater fitness test to ensure the highest quality)

SPECIFICATIONS
• MATERIAL: ASTM A 197 - Cuppla Malleable Iron, ASTM A 153 - Hot dipped galvanizing • Coating ASTM A164 LS
• DIMENSIONS: ANSI B 16.3 - Malleable Iron threaded fittings, ANSI B 16.14 - Ferrous Pipe Plugs, Bushings etc..., ANSI B 16.39 - Malleable Iron threaded pipe unions.
• THREADS: ANSI B 2.1 or BS 21 ASME B1.20.1 • RoHS Compliant • Tapered Threads
• Pressure - Saturated steam 150 PSI @350°F: Max pressure 300 PSI - 150°F
• Temperature range -20 - 350°F

MALLEABLE IRON - ANSI B 16.3				
F°	CLASS 150 PSIG	SIZES 1/4-1 300#	SIZES 1 1/4-2 300#	SIZES 2 1/4-3 300#
-200-150	300	2000	1500	1000
200	265	1785	1350	910
250	225	1575	1200	825
300	185	1360	1050	735
366*	150	1150	900	650

*Permissible for service temperature up to 366°F, reflecting the temperature of saturated steam at 150 psig.

STEEL FITTINGS



• 1010 Carbon Steel, 3/4 taper threads (see hydraulic section for 7/8 taper threads.)
• Finish or coating • Black Dipped in rust resistant • Galvanized, Zinc Plated (Inside and Out)

300LB MALLEABLE FITTINGS



MAX. PRESSURE: 300 PSI WOG @ 72°F; 150 PSI WOG SATURATED STEAM
• MEET ANSI/ ASME B1.20.1 STANDARDS
• BLACK MEET ASTM 197 STANDARDS

BULL PLUGS AND SWAGES



FLANGES



WARNING: This product can expose you to chemicals, including Nickel, which are known to the State of California to cause cancer. For more information, visit www.P65Warnings.ca.gov

BLACK AND GALVANIZED IRON #150

FITTINGS AND NIPPLES

ELBOWS 90°



PART # GALVANIZED	LIST PRICE	SIZE	A	BOX/ CASE	APPROX. WT. LBS.	PART # BLACK	LIST PRICE
64100	---	1/8"	0.69	50/600	0.07	65100	---
64101	---	1/4"	0.81	35/420	0.10	65101	---
64102	---	3/8"	0.95	90/360	0.16	65102	---
64103	---	1/2"	1.12	50/200	0.23	65103	---
64104	---	3/4"	1.31	35/105	0.35	65104	---
64105	---	1"	1.50	20/60	0.57	65105	---
64106	---	1-1/4"	1.75	20/40	0.86	65106	---
64107	---	1-1/2"	1.94	15/30	1.31	65107	---
64108	---	2"	2.25	8/16	1.79	65108	---
64109	---	2-1/2"	2.70	6/12	3.35	65109	---
64110	---	3"	3.08	4/8	5	65110	---
64112	---	4"	3.79	1/2	9.02	65112	---
		5"				65113	---
64114	---	6"	5.13	1/1	23.68	65114	---
		8"			41.1	65115	---

REDUCING ELBOWS 90°





PART # GALVANIZED	LIST PRICE	SIZE	A	B	BOX/ CASE	AP-PROX. WT. LBS.	PART # BLACK	LIST PRICE
64122	---	3/8" x 1/4"	0.88	0.90	90/360	0.16	65122	---
64123	---	1/2" x 1/4"	0.97	0.98	60/240	0.21	65123	---
64124	---	1/2" x 3/8"	1.04	1.03	60/240	0.24	65124	---
64126	---	3/4" x 3/8"	1.12	1.13	40/160	0.31	65126	---
64127	---	3/4" x 1/2"	1.20	1.22	40/160	0.44	65127	---
64130	---	1" x 1/2"	1.26	1.40	25/100	0.52	65130	---
64131	---	1" x 3/4"	1.37	1.45	50/100	0.58	65131	---
64133	---	1-1/4" x 3/4"	1.45	1.62	15/120	0.79	65133	---
64134	---	1-1/4" x 1"	1.58	1.67	10/40	0.80	65134	---
64136	---	1-1/2" x 3/4"	1.52	1.75	10/40	0.88	65136	---
64137	---	1-1/2" x 1"	1.65	1.80	10/40	1.07	65137	---
64138	---	1-1/2" x 1-1/4"	1.82	1.88	15/30	1.12	65138	---
64139	---	2" x 3/4"					65139	
64140	---	2" x 1"	1.73	2.02	14/28	1.41	65140	---
64141	---	2" x 1-1/4"	1.90	2.10	10/20	1.53	65141	---
64142	---	2" x 1-1/2"	2.02	2.16	10/20	1.65	65142	---
64145	---	2-1/2" x 1-1/2"	2.16	2.51	6/12	2.97	65145	---
	---	2-1/2" x 2"	2.39	2.60	6/12	3.18	65146	---
64150	---	3 x 2					65150	
		3 x 2-1/2					65151	

90° STREET ELBOWS





PART # GALVANIZED	LIST PRICE	SIZE	A	B	BOX/ CASE	APPROX. WT. LBS.	PART # BLACK	LIST PRICE
64160	---	1/8"	0.69	1.00	60/720	.06	65160	---
64161	---	1/4"	0.80	1.17	35/420	.10	65161	---
64162	---	3/8"	0.95	1.48	40/240	.15	65162	---
64163	---	1/2"	1.10	1.59	60/180	.22	65163	---
64164	---	3/4"	1.28	1.85	35/105	.39	65164	---
64165	---	1"	1.47	2.10	35/105	.60	65165	---
64166	---	1-1/4"	1.75	2.57	25/50	.95	65166	---
64167	---	1-1/2"	1.90	2.63	9/27	1.37	65167	---
64168	---	2"	2.21	3.19	8/16	2.25	65168	---
64169	---	2-1/2"	2.65	3.78	5/10	3.32	65169	---
64170	---	3"	3.02	4.42	4/8	5.27	65170	---
64171	---	4"	3.72	5.57	2/4	8.94	65171	---

WARNING: This product can expose you to chemicals, including Nickel, which are known to the State of California to cause cancer. For more information, visit www.P65Warnings.ca.gov

BLACK AND GALVANIZED IRON #150

FITTINGS AND NIPPLES

ELBOWS 45°

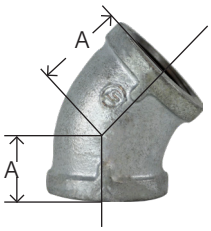



PART # GALVANIZED	LIST PRICE	SIZE	A	BOX/ CASE	APPROX. WT. LBS.	PART # BLACK	LIST PRICE
64180	---	1/8"	0.63	50/600	.07	65180	---
64181	---	1/4"	0.73	30/360	.10	65181	---
64182	---	3/8"	0.80	75/300	.14	65182	---
64183	---	1/2"	0.88	50/200	.21	65183	---
64184	---	3/4"	0.98	40/120	.33	65184	---
64185	---	1"	1.12	20/60	.50	65185	---
64186	---	1-1/4"	1.29	20/40	.74	65186	---
64187	---	1-1/2"	1.43	10/30	1.01	65187	---
64188	---	2"	1.68	12/24	1.53	65188	---
64189	---	2-1/2"	1.95	9/18	2.78	65189	---
64190	---	3"	2.17	1/10	4.49	65190	---
64191	---	4"	2.61	2/4	7.44	65191	---
64192	---	6"	3.46	1/1	18.63	65192	---

45° STREET ELBOWS





PART # GALVANIZED	LIST PRICE	SIZE	A	B	BOX/ CASE	APPROX. WT. LBS.	PART # BLACK	LIST PRICE
64200	---	1/8"	0.63	0.83	70/840	.05	65200	---
64201	---	1/4"	0.73	0.94	40/480	.09	65201	---
64202	---	3/8"	0.80	1.03	100/400	.14	65202	---
64203	---	1/2"	0.86	1.30	75/225	.19	65203	---
64204	---	3/4"	0.96	1.48	40/120	.28	65204	---
64205	---	1"	1.10	1.69	25/75	.48	65205	---
64206	---	1-1/4"	1.26	1.87	10/40	.71	65206	---
64207	---	1-1/2"	1.40	2.05	10/30	1.02	65207	---
64208	---	2"	1.65	2.38	12/24	1.68	65208	---
64209	---	2-1/2"	1.95	2.72	6/12	2.69	65209	---
64210	---	3"	2.17	3.16	3/6	4.61	65210	---
64211	---	4"	2.61	3.90	2/4	7.74	65211	---

CROSSES





PART # GALVANIZED	LIST PRICE	SIZE	A	BOX/ CASE	APPROX. WT. LBS.	PART # BLACK	LIST PRICE
64390	---	1/8"	0.65	50/600	.14	65390	---
64391	---	1/4"	0.80	60/240	.17	65391	---
64392	---	3/8"	0.95	50/150	.26	65392	---
64393	---	1/2"	1.12	30/90	.42	65393	---
64394	---	3/4"	1.31	20/60	.64	65394	---
64395	---	1"	1.50	15/30	.98	65395	---
64396	---	1-1/4"	1.75	10/20	1.45	65396	---
64397	---	1-1/2"	1.94	8/16	1.90	65397	---
64398	---	2"	2.25	5/10	2.96	65398	---
		2-1/2"	2.71	4/8	5.49	65399	---
64400	---	3"	3.06	2/4	7.71	65400	---
		4"		1/1	14.77	65401	---

WARNING: This product can expose you to chemicals, including Nickel, which are known to the State of California to cause cancer. For more information, visit www.P65Warnings.ca.gov

BLACK AND GALVANIZED IRON #150

FITTINGS AND NIPPLES

TEES





PART # GALVANIZED	LIST PRICE	SIZE	A	BOX/CASE	APPROX. WT. LBS.	PART # BLACK	LIST PRICE
64250	---	1/8"	0.69	120/480	.11	65250	---
64251	---	1/4"	0.81	75/300	.15	65251	---
64252	---	3/8"	0.95	45/180	.22	65252	---
64253	---	1/2"	1.12	40/120	.36	65253	---
64254	---	3/4"	1.31	35/70	.48	65254	---
64255	---	1"	1.50	20/40	.83	65255	---
64256	---	1-1/4"	1.75	14/28	1.29	65256	---
64257	---	1-1/2"	1.94	12/24	1.66	65257	---
64258	---	2"	2.26	8/16	2.50	65258	---
64259	---	2-1/2"	2.70	4/8	4.45	65259	---
64260	---	3"	3.08	1/6	6.72	65260	---
64261	---	4"	3.79	1/2	11.31	65261	---
64262	---	6"	5.13	1/1	30.75	65262	---

REDUCING TEES

(Same Size On Run, Reducing On Branch)





PART # GALVANIZED	LIST PRICE	SIZE (1&2) X 3	A	B	BOX/ CASE	APPROX. WT. LBS.	PART # BLACK	LIST PRICE
64273	---	3/8" x 1/4"	0.81	0.90	25/300	.18	65273	---
64276	---	1/2" x 1/4"	0.97	0.98	40/160	.24	65276	---
64279	---	1/2" x 3/8"	1.04	1.03	40/160	.35	65279	---
64282	---	3/4" x 1/4"	1.05	1.08	25/100	.43	65282	---
64283	---	3/4" x 3/8"	1.12	1.13	25/100	.39	65283	---
64286	---	3/4" x 1/2"	1.20	1.18	20/80	.49	65286	---
64268	---	1" x 1/4"	1.11	1.22	20/80	.51	65268	---
64269	---	1" x 3/8"	1.18	1.27	15/60	.55	65269	---
64291	---	1" x 1/2"	1.26	1.40	15/60	.63	65291	---
64298	---	1" x 3/4"	1.37	1.45	12/48	.71	65298	---
64301	---	1-1/4" x 1/2"	1.34	1.45	20/40	.91	65301	---
64303	---	1-1/4" x 3/4"	1.45	1.62	20/40	.99	65303	---
64306	---	1-1/4" x 1"	1.58	1.66	20/40	1.07	65306	---
64721	---	1-1/2" x 1/2"				1.12	65721	---
64316	---	1-1/2" x 3/4"	1.41	1.75	15/30	1.23	65316	---
64318	---	1-1/2" x 1"	1.65	1.88	10/30	1.33	65318	---
64322	---	1-1/2" x 1-1/4"	1.65	1.88	12/24	1.52	65322	---
64327	---	2" x 1/2"	1.49	1.88	10/20	1.64	65327	---
64328	---	2" x 3/4"	1.60	1.97	10/20	1.71	65328	---
64330	---	2" x 1"	1.73	2.02	10/20	1.88	65330	---
64334	---	2" x 1-1/4"	1.86	2.06	8/16	2.03	65334	---
64336	---	2" x 1-1/2"	1.98	2.12	8/16	2.22	65336	---
64342		2-1/2" x 1"				2.85	65342	---
	---	2-1/2" x 1-1/2"	2.16	2.51	5/10	2.97	65343	---
64344	---	2-1/2" x 2"					65344	---
64729	---	3" x 1"	2.00	2.00	3/6	4.15	65357	---
		3" x 1-1/2"				5.19	65359	---
64351	---	3" x 2"	2.52	2.89	3/6	5.35	65351	---

BULLHEAD TEES





PART # GALVANIZED	LIST PRICE	SIZE (1&2) X 3	A	B	BOX/ CASE	APPROX. WT. LBS.	PART # BLACK	LIST PRICE
64280	---	1/2" x 3/4"	1.22	1.20	30/120	.4	65280	---
64289	---	3/4" x 1"	1.45	1.37	20/120	.60	65289	---
64299	---	1" x 1-1/4"	1.67	1.58	15/30	.96	65299	---
64300	---	1" x 1-1/2"	1.80	1.65	9/36	1.11	65300	---
64317	---	1-1/4" x 1-1/2"	1.88	1.82	12/24	1.07	65317	---
64319	----	1-1/2" x 2"	2.12	1.98	8/32	2.10	65319	---

WARNING: This product can expose you to chemicals, including Nickel, which are known to the State of California to cause cancer. For more information, visit www.P65Warnings.ca.gov

BLACK AND GALVANIZED IRON #150

FITTINGS AND NIPPLES

REDUCING TEES

REDUCING ON RUN



PART #	SIZE 1 X 2 X 3	A	B	C	BOX/ CASE	APPROX. WT. LBS.	LIST PRICE	PART # BLACK
64287	3/4" x 1/2" x 1/2"	1.18	1.18	1.20	25/100	0.39	---	65287
64288	3/4" x 1/2" x 3/4"	1.28	1.20	1.28	20/80	0.49	---	65288
64292	1" x 1/2" x 1/2"	1.31	1.22	1.31	20/80	0.51	---	65292
64293	1" x 1/2" x 3/4"	1.22	1.37	1.45	20/80	0.53	---	65293
64294	1" x 1/2" x 1"	1.40	1.50	1.50	15/60	0.54	---	65294
	1" x 3/4" x 1/2"	1.20	1.26	1.40	20/80	0.58	---	65295
64296	1" x 3/4" x 3/4"	1.34	1.28	1.42	15/60	0.63	---	65296
64297	1" x 3/4" x 1"	1.45	1.50	1.50	15/60	0.62	---	65297
	1-1/4" x 1/2" x 1"							65311
64314	1-1/4" x 1/2" x 1-1/4"							65314
64347	1-1/4" x 3/4" x 3/4"	1.31	1.45	1.64	10/40	0.66	---	65347
64348	1-1/4" x 3/4" x 1"							65348
64305	1-1/4" x 3/4" x 1-1/4"	1.62	1.75	1.75	10/40	1.14	---	65305
64309	1-1/4" x 1"x 1"	1.55	1.47	1.63	20/40	1.00	---	65309
	1-1/4" x 1" x 1/2"	1.26	1.34	1.53	20/40	1.10	---	65349
	1-1/4" x 1" x 3/4"						---	65350
64310	1-1/4" x 1" x 1-1/4"	1.30	1.36	1.44	15/30	1.21	---	65310
	1-1/2" x 3/4" x 1-1/2"							65281
	1-1/2" x 1" x 3/4"							65320
	1-1/2" x 1" x 1-1/4"							65321
64372	1-1/2" x 1" x 1"	1.50	1.65	1.78	15/30	1.28	---	65372
	1-1/2" x 1" x 1-1/2"							65323
64375	1-1/2" x 1-1/4" x 3/4"	1.43	1.52	1.25	15/30	1.30	---	65375
64325	1-1/2" x 1-1/4" x 1"							65325
64377	1-1/2" x 1-1/4" x 1-1/4"	1.75	1.82	1.88	15/30	1.35	---	65377
	1-1/2" x 1-1/4" x 1-1/2"							65326
	2" x 3/4" x 2"						---	65267
	2" x 1" x 2"							65332
	2" x 1-1/4" x 1-1/4"							65302
	2" x 1-1/4" x 1-1/2"							65331
	2" x 1-1/4" x 2"							65335
	2" x 1-1/2" x 1-1/4"	1.82	1.90	2.10	10/30	1.21	---	65312
	2" x 1-1/2" x 1-1/2"	1.94	2.02	2.16	10/30	1.79	---	65313
	2 x 1-1/2 x 2							65339

MALLEABLE SERVICE TEE (STREET TEE)



PART # GALVANIZED	LIST PRICE	SIZE	A	B	BOX/ CASE	APPROX. WT. LBS.	PART # BLACK	LIST PRICE
64363	---	1/2"	1.12	1.62	40/12	0.31	65363	---
64364	---	3/4"	1.31	1.89	25/75	0.49	65364	---
		1"					65365	---

SIDE OUTLET TEES



PART # GALVANIZED	LIST PRICE	SIZE	A	BOX/ CASE	APPROX. WT. LBS.	PART # BLACK	LIST PRICE
64383	---	1/2"	1.12	25/100	.39	65383	---
64384	---	3/4"	1.31	15/60	.58	65384	---
64385	---	1"	1.50	20/40	.88	65385	---
64386	---	1-1/4"	1.75	12/24	1.32	65386	---
		1-1/2"	1.97	1/1	1.56	65387	---
		2"	2.29	1/1	1.81	65388	---

WARNING: This product can expose you to chemicals, including Nickel, which are known to the State of California to cause cancer. For more information, visit www.P65Warnings.ca.gov

BLACK AND GALVANIZED IRON #150

FITTINGS AND NIPPLES

COUPLINGS





PART # GALVANIZED	LIST PRICE	SIZE	A	BOX/ CASE	APPROX. WT. LBS.	PART # BLACK	LIST PRICE
64410	---	1/8"	0.96	70/840	.07	65410	---
64411	---	1/4"	1.06	40/480	.09	65411	---
64412	---	3/8"	1.16	40/480	.13	65412	---
64413	---	1/2"	1.34	60/240	.19	65413	---
64414	---	3/4"	1.52	50/150	.28	65414	---
64415	---	1"	1.67	25/100	.45	65415	---
64416	---	1-1/4"	1.93	16/64	.66	65416	---
64417	---	1-1/2"	2.15	18/36	.84	65417	---
64418	---	2"	2.54	12/24	1.39	65418	---
64419	---	2-1/2"	2.88	8/16	2.42	65419	---
64420	---	3"	3.18	1/12	3.49	65420	---
64421	---	4"	3.69	3/6	5.81	65421	---
64422	---	6"	4.23	1/2	28.62	65422	---

REDUCING COUPLINGS





PART # GALVANIZED	LIST PRICE	SIZE	A	BOX/ CASE	APPROX. WT. LBS.	PART # BLACK	LIST PRICE
64430	---	1/4" x 1/8"	1.00	50/600	.07	65430	---
64431	---	3/8" x 1/8"	1.13	35/420	.09	65431	---
64432	---	3/8" x 1/4"	1.13	30/360	.11	65432	---
64433	---	1/2" x 1/8"	1.25	75/300	.13	65433	---
64434	---	1/2" x 1/4"	1.25	75/300	.11	65434	---
64435	---	1/2" x 3/8"	1.25	60/240	.15	65435	---
64439	---	3/4" x 1/8"	1.44	60/240	.18	65439	---
64436	---	3/4" x 1/4"	1.44	45/18	.19	65436	---
64437	---	3/4" x 3/8"	1.44	45/18	.21	65437	---
64438	---	3/4" x 1/2"	1.44	60/180	.25	65438	---
64459	---	1" x 1/4"	1.69	45/135	.34	65459	---
64440	---	1" x 3/8"	1.69	30/120	.35	65440	---
64441	---	1" x 1/2"	1.69	30/120	.36	65441	---
64442	---	1" x 3/4"	1.69	25/100	.39	65442	---
64460	---	1-1/4" x 3/8"	2.06	25/75	.55	65460	---
64444	---	1-1/4" x 1/2"	2.06	25/75	.53	65444	---
64445	---	1-1/4" x 3/4"	2.06	25/75	.57	65445	---
64446	---	1-1/4" x 1"	2.06	15/60	.61	65446	---
64443	---	1-1/2" x 3/8"	2.31	20/60	.71	65443	---
64447	---	1-1/2" x 1/2"	2.31	20/60	.69	65447	---
64448	---	1-1/2" x 3/4"	2.31	15/60	.71	65448	---
64449	---	1-1/2" x 1"	2.31	25/50	.78	65449	---
64450	---	1-1/2" x 1-1/4"	2.31	12/48	.87	65450	---
64458	---	2" x 1/2"	2.81	12/36	1.14	65458	---
64451	---	2" x 3/4"	2.81	12/36	1.14	65451	---
64452	---	2" x 1"	2.81	12/36	1.21	65452	---
64453	---	2" x 1-1/4"	2.81	9/27	1.19	65453	---
64454	---	2" x 1-1/2"	2.81	9/27	1.38	65454	---
		2½" x 1"				65455	
64429		2½ x 1¼				65429	
64461	---	2-1/2" x 1-1/2"	3.25	20/40	2.07	65461	---
64462	---	2-1/2" x 2"	3.25	7/14	2.23	65462	---
64466		3" x 1"				65466	
64486	---	3" x 1-1/2"	3.69	6/12	3.23	65486	---
64456	---	3" x 2"	3.69	6/12	3.30	65456	---
64463	---	3" x 2-1/2"	3.69	5/10	3.55	65463	---
		4" x 1½"				65468	
64464	---	4" x 2"	4.38	3/6	5.55	65464	---
64465	---	4" x 2-1/2"	4.38	3/6	5.90	65465	---
64457	---	4" x 3"	4.38	3/6	6.05	65457	---
		6" x 4"	4.24	1/2	10.86	65491	----

WARNING: This product can expose you to chemicals, including Nickel, which are known to the State of California to cause cancer. For more information, visit www.P65Warnings.ca.gov

BLACK AND GALVANIZED IRON #150

FITTINGS AND NIPPLES

HEX BUSHING







* INSIDE HEX

Note: Add Dt To The Part# For A Double-Tapped Bushing

PART # GALVANIZED	LIST PRICE	SIZE M X F	A	HEX	BOX/ CASE	APPROX. WT. LBS.	PART # BLACK	LIST PRICE
64500	---	*1/4" x 1/8"	0.79	0.67	1/25	.03	65500	---
64501	---	*3/8" x 1/8"	0.79	0.75	1/25	.06	65501	---
64502	---	*3/8" x 1/4"	0.79	0.75	1/25	.05	65502	---
64503	---	1/2" x 1/8"	0.84	1.03	150/600	.09	65503	---
64504	---	1/2" x 1/4"				.08	65504	---
64505	---	1/2" x 3/8"	0.75	1.03	150/600	.07	65505	---
64506	---	3/4" x 1/8"	0.85	1.15	75/300	.14	65506	---
64507	---	3/4" x 1/4"	0.85	1.15	75/300	.13	65507	---
64508	---	3/4" x 3/8"	0.85	1.15	75/300	.12	65508	---
64509	---	3/4" x 1/2"	0.93	1.15	75/300	.10	65509	---
64557		1" x 1/8"					65557	
64510*	---	1" x 1/4"	1.13	1.12	50/200	.20	65510*	---
64511*	---	1" x 3/8"	1.13	1.12	50/200	.18	65511*	---
64512	---	1" x 1/2"	1.10	1.42	50/200	.21	65512	---
64513	---	1" x 3/4"	1.10	1.42	50/200	.17	65513	---
64514	---	1-1/4" x 1/4"	1.24	1.12	30/120	.29	65514*	---
64515	---	1-1/4" x 3/8"	1.24	1.12	30/120	.29	65515*	---
64516*	---	1-1/4" x 1/2"	1.24	1.24	30/120	.31	65516*	---
64517	---	1-1/4" x 3/4"	1.08	1.76	30/120	.35	65517	---
64518	---	1-1/4" x 1"	1.08	1.76	30/120	.29	65518	---
64519*	---	1-1/2" x 1/4"	1.30	1.12	25/75	.40	65519*	---
64520*	---	1-1/2" x 3/8"	1.30	1.12	25/75	.38	65520*	---
64521*	---	1-1/2" x 1/2"	1.30	1.34	25/75	.38	65521*	---
64522*	---	1-1/2" x 3/4"	1.30	1.44	25/75	.40	65522*	---
64523	---	1-1/2" x 1"	1.23	2.00	25/75	.45	65523	---
64524	---	1-1/2" x 1-1/4"	1.23	2.00	25/75	.34	65524	---
64526*	---	2" x 1/4"	1.29	1.12	20/60	.57	65526*	---
64525*	---	2" x 3/8"	1.28	1.12	20/60	.57	65525*	---
64527*	---	2" x 1/2"	1.39	1.34	20/60	.57	65527*	---
64528*	---	2" x 3/4"	1.39	1.63	20/60	.63	65528*	---
64529*	---	2" x 1"	1.39	1.77	20/60	.66	65529*	---
64530	---	2" x 1-1/4"	1.50	2.48	20/60	.74	65530	---
64531	---	2" x 1-1/2"	1.50	2.48	20/60	.61	65531	---
64546*	---	2-1/2" x 1/2"	1.51	1.34	15/30	.97	65546*	---
64547*	---	2-1/2" x 3/4"	1.51	1.63	15/30	.91	65547*	---
64532*	---	2-1/2" x 1"	1.51	1.95	15/30	.97	65532*	---
64533*	---	2-1/2" x 1-1/4"	1.51	2.39	15/30	1.03	65533*	---
64534	---	2-1/2" x 1-1/2"	1.51	2.98	15/30	1.16	65534	---
64535	---	2-1/2" x 2"	1.54	2.98	15/30	1.01	65535	---
64550	---	3" x 1"	1.61	1.95	12/24	1.41	65550	---
64549*	---	3" x 1-1/4"	1.61	2.39	12/24	1.42	65549*	---
64537*	---	3" x 1-1/2"	1.61	2.68	12/24	1.51	65537*	---
64538	---	3" x 2"	1.61	3.86	12/24	1.71	65538	---
64539	---	3" x 2-1/2"	1.61	3.86	12/24	1.68	65539	---
		3-1/2" x 3"	1.86	4.20	5/10	2.17	65555	---
64553*	---	4" x 1"	2.00	4.75	5/10	3.79	65553*	---
	---	4" x 1-1/4"	1.82	2.39	5/10	2.39	65552	---
64540	---	4" x 1-1/2"	1.82	2.68	5/10	2.39	65540	---
64541*	---	4" x 2"	1.82	3.31	5/10	2.52	65541*	---
64542*	---	4" x 2-1/2"	2.06	3.87	5/10	2.87	65542*	---
64543	---	4" x 3"	2.17	4.96	5/10	2.95	65543	---
		5" x 4"	2.16	5.34	2/4	6.80	65544	---
		6" x 2"					65558	
64549		6" x 3"					65559	
64545*	---	6" x 4"	2.33	5.79	2/4	7.11	65545*	---

WARNING: This product can expose you to chemicals, including Nickel, which are known to the State of California to cause cancer. For more information, visit www.P65Warnings.ca.gov

BLACK AND GALVANIZED IRON #150

FITTINGS AND NIPPLES

UNIONS

- Brass Seat



PART # GALVANIZED	LIST PRICE	SIZE	A	BOX/ CASE	APPROX. WT. LBS.	PART # BLACK	LIST PRICE
64600	---	1/8"	1.26	60/240	.17	65600	---
64601	---	1/4"	1.44	20/240	.25	65601	---
64602	---	3/8"	1.61	40/160	.37	65602	---
64603	---	1/2"	1.72	50/100	.52	65603	---
64604	---	3/4"	1.94	35/70	.78	65604	---
64605	---	1"	2.06	20/40	1.18	65605	---
64606	---	1-1/4"	2.26	15/30	1.64	65606	---
64607	---	1-1/2"	2.41	10/20	2.08	65607	---
64608	---	2"	2.75	6/12	3.24	65608	---
64609	---	2-1/2"	3.22	4/8	5.31	65609	---
64610	---	3"	3.50	4/8	6.94	65610	---
64611	---	4"	3.85	2/4	12.02	65611	---

SQUARE HEAD PLUGS





PART # GALVANIZED	LIST	SIZE	A	B	C	BOX/ CASE	APPROX. WT. LBS.	PART # BLACK	LIST PRICE
		1/8"	0.41	0.23	0.30	1/25	.02	65650	---
64651	---	1/4"	0.48	0.28	0.38	1/25	.03	65651	---
64652	---	3/8"	0.53	0.31	0.43	1/25	.04	65652	---
64653	---	1/2"	0.58	0.38	0.56	50/600	.08	65653	---
64654	---	3/4"	0.65	0.44	0.63	30/360	.13	65654	---
64655	---	1"	0.75	0.50	0.82	20/240	.22	65655	---
64656	---	1-1/4"	0.82	0.56	0.94	40/120	.33	65656	---
64657	---	1-1/2"	0.85	0.62	1.13	30/90	.41	65657	---
64658	---	2"	0.91	0.68	1.31	20/60	.68	65658	---
64659	---	2-1/2"	1.26	0.74	1.50	16/64	.89	65659	---
64660	---	3"	1.16	0.80	1.69	16/32	1.68	65660	---
64661	---	4"	1.22	1.00	2.28	6/12	3.02	65661	---
64662		6"	1.85	1.13	5.97	5/10	11.41	65662	---
		8"				1/1		65664	---

CAPS





PART # GALVANIZED	LIST PRICE	SIZE	A	BOX/ CASE	APPROX. WT. LBS.	PART # BLACK	LIST PRICE
64470	---	1/8"	0.55	1/25	.03	65470	---
64471	---	1/4"	0.62	80/960	.07	65471	---
64472	---	3/8"	0.74	60/720	.08	65472	---
64473	---	1/2"	0.87	75/300	.13	65473	---
64474	---	3/4"	0.97	40/160	.18	65474	---
64475	---	1"	1.16	25/100	.30	65475	---
64476	---	1-1/4"	1.28	20/80	.47	65476	---
64477	---	1-1/2"	1.33	18/54	.66	65477	---
64478	---	2"	1.45	12/36	.99	65478	---
64479	---	2-1/2"	1.70	20/40	1.58	65479	---
64480	---	3"	1.80	12/24	2.51	65480	---
64481	---	4"	2.08	6/12	4.09	65481	---
64482	---	6"	2.55	2/4	5.18	65482	---

* Use steel fittings for smaller sizes. See Steel Fittings for Galvanized and Black Steel Fittings.

WARNING: This product can expose you to chemicals, including Nickel, which are known to the State of California to cause cancer. For more information, visit www.P65Warnings.ca.gov

BLACK AND GALVANIZED IRON #150
FITTINGS AND NIPPLES

LATERAL YS



PART #	SIZE	A	B	CASE	WEIGHT	LIST PRICE	PART #
64963	1/2	2.32	1.71	120	.35	---	65963
64964	3/4	2.77	2.05	60	.58	---	65964
	1	3.28	2.42	40	.97	---	65965
64966	1-1/4	3.94	2.92	24	1.44	---	65966
	1-1/2	4.38	3.28	16	1.93	---	65967
64968	2	5.41	3.98	8	3.12	---	65968
	3	7.26	5.55	2	8.36	---	65970
	4	8.98	6.97	2	14.88	---	65971

LOCKNUTS
*STRAIGHT THREAD



PART # GALV	LIST PRICE	SIZE	A HEX	THICKNESS	BOX/ CASE	WEIGHT	PART # BLACK	LIST PRICE
64703	---	1/2		0.31	150/600	0.08	65703	---
64704	---	3/4		0.34	90/360	0.13	65704	---
64705	---	1		0.38	60/240	0.19	65705	---
64706	---	1-1/4		0.42	45/180	0.27	65706	---
64707	---	1-1/2		0.47	45/135	0.47	65707	---
64708	---	2		0.53	25/75	0.56	65708	---

RIGHT & LEFT COUPLINGS



PART # GALV	LIST PRICE	SIZE	A	CASE	WEIGHT	PART # BLACK	LIST PRICE
		1/2	1.34	240	0.19	65573	---
		3/4	1.52	150	0.28	65574	---
		1	1.67	100	0.45	65575	---
		1-1/4	1.93	64	0.66	65576	---

SIDE OUTLET ELBOW



PART # GALV	LIST PRICE	SIZE	A	B	CASE	PART # BLACK	LIST PRICE
64583	---	1/2	1.10		135	65583	---
64584	---	3/4	1.30		80	65584	---
64585	---	1	1.50		40		

WARNING: This product can expose you to chemicals, including Nickel, which are known to the State of California to cause cancer.
For more information, visit www.P65Warnings.ca.gov

BLACK AND GALVANIZED IRON #150

FITTINGS AND NIPPLES

FLOOR FLANGES



PART # GALVA-NIZED	LIST PRICE	SIZE	A	THICK-NESS	HOLE SIZE	BOX/ CASE	APPROX. WT. LBS.	PART # BLACK	LIST PRICE
64690	---	3/8"						65690	---
64692	---	1/2"	3.50	0.50	0.25	25/100	.63	65692	---
64693	---	3/4"	3.50	0.63	0.25	15/45	.73	65693	---
64694	---	1"	4.00	0.69	0.25	15/45	1.02	65694	---
64695	---	1-1/4"	4.00	0.75	0.25	15/30	1.00	65695	---
64696	---	1-1/2"	4.50	0.87	0.31	8/24	1.37	65696	---
64697		2"						65697	

MUSHROOM VENT CAP



PART #	SIZE	LIST PRICE
21174	3/4"	---
21175	1"	---
21176	1-1/2"	---
21177	1-1/2"	---
21178	2"	---
21179	3"	---
21180	4"	---

Cast Iron Galvanized Threaded Cap. 30 Mesh screen. Protects against driving rain, snow, sleet and insects.

DOUBLE TAPPED BUSHINGS



PART #	SIZE	
65512DT	1" x 1/2"	
65518DT	1-1/4" x 1"	
65522DT	1-1/2" x 3/4"	
65523DT	1-1/2" x 1"	
65527DT	2" x 1/2"	
65528DT	2" x 3/4"	
65529DT	2" x 1"	
65530DT	2" x 1¼"	
65531DT	2" x 1-1/2"	
65540DT	4" x 1-1/2"	
65541DT	4" x 2"	
65543DT	4" x 3"	

WARNING: This product can expose you to chemicals, including Nickel, which are known to the State of California to cause cancer. For more information, visit www.P65Warnings.ca.gov

STEEL FITTINGS

This will certify that the material was manufactured in accordance with ASME B16.14 - 1991 Standards. All Threads are Dryseal (NPTF) - 3/4 inch taper per foot and are made of Carbon Steel 12L14. Pressure rating: 150/300 PSI

- Clear Zinc plating specifications ASTM B633-07
- Federal Specification QQ-Z-325 (Zinc Plate)
- Type III with supplemental clear Trivalent chromate
- .00015" Zinc (Minimum)
- ROHS Compliant
- Lead Free

HEX BUSHINGS





PART # ZINC	LIST PRICE	SIZE M X F	A	HEX	APPROX. WT. LBS.	PART # BLACK	LIST PRICE
66500	---	1/4" x 1/8"	0.63	0.62	0.02	67500	---
66501	---	3/8" x 1/8"	0.66	0.68	0.04	67501	---
66502	---	3/8" x 1/4"	0.66	0.68	0.02	67502	---
66503	---	1/2" x 1/8"	0.80	0.87	0.10	67503	---
66504	---	1/2" x 1/4"	0.80	0.87	0.08	67504	---
66505	---	1/2" x 3/8"	0.80	0.87	0.06	67505	---
66506	---	3/4" x 1/8"	0.94	1.06	0.18	67506	---
66507	---	3/4" x 1/4"	0.94	1.06	0.14	67507	---
66508	---	3/4" x 3/8"	0.94	1.06	0.14	67508	---
66509	---	3/4" x 1/2"	0.94	1.06	0.10	67509	---
66510	---	1" x 1/4"	1.00	1.31	0.16	67510	---
66511	---	1" x 3/8"	1.00	1.31	0.26	67511	---
66512	---	1" x 1/2"	1.00	1.31	0.22	67512	---
66513	---	1" x 3/4"	1.00	1.31	0.14	67513	---

FACE BUSHING



PART # ZINC	LIST PRICE	SIZE M X F	A	APPROX. WT. LBS.	PART # BLACK	LIST PRICE
	---	1/4" x 1/8"	0.44	0.01	67700	---
	---	1/2" x 1/4"	0.56	0.04	67704	---
66705	---	1/2" x 3/8"	0.56	0.04	67705	---
66709	---	3/4" x 1/2"	0.62	0.10	67709	---
66713	---	1" x 3/4"	0.75	0.16	67713	---

CAPS



PART # ZINC	LIST PRICE	SIZE NPTF	A	HEX	APPROX. WT. LBS.	PART # BLACK	LIST PRICE
66470	---	1/8"	0.53	0.56	0.02	67470	---
66471	---	1/4"	0.63	0.62	0.04	67471	---
66472	---	3/8"	0.69	0.81	0.06	67472	---
66473	---	1/2"	0.87	1.00	0.12	67473	---
66474	---	3/4"	0.97	1.18	0.16	67474	---
66475	---	1"	1.16	1.50	0.30	67475	---
66476	---	1-1/4"	1.28	2.00	0.68	67476	---
66477	---	1-1/2"	1.35	2.25	0.83	67477	---
66478	---	2"	1.45	2.625	1.36		

WARNING: This product can expose you to chemicals, including Nickel, which are known to the State of California to cause cancer. For more information, visit www.P65Warnings.ca.gov

STEEL FITTINGS

FITTINGS AND NIPPLES

This will certify that the plugs are dimensional per SAE J531 MAY 95 Standards. All threads are Dryseal (NPTF) - 3/4"Taper per foot and are made of SAE J403 Low Carbon Steel 1010 Cold headed.

SQUARE HEAD PLUGS

• SOLID



PART # ZINC	LIST PRICE	SIZE NPTF	A	B	C	APPROX. WT. LBS.	PART # BLACK	LIST PRICE
66670	---	1/8″	0.33	0.24	0.28	0.01	67670	---
66671	---	1/4″	0.45	0.28	0.37	0.02	67671	---
66672	---	3/8″	0.50	0.31	0.43	0.04	67672	---
66653	---	1/2″	0.59	0.38	0.55	0.12	67653	---
66654	---	3/4″	0.63	0.44	0.62	0.18	67654	---
66655	---	1"	0.75	0.5	0.81	0.34	67655	---
66656	---	1-1/4"	0.80	0.56	0.93	0.62	67656	---
66657	---	1-1/2"	0.83	0.62	1.12	0.82	67657	---
66658	---	2"	0.88	0.68	1.31	1.36	67658	---

HEX HEAD PLUGS

• SOLID



Hex



PART # ZINC	LIST PRICE	SIZE NPTF	A	HEX	APPROX. WT. LBS.	PART # BLACK	LIST PRICE
66770	---	1/8″	0.55	0.43	0.01	67770	---
66771	---	1/4″	0.74	0.56	0.04	67771	---
66772	---	3/8″	0.67	0.68	0.06	67772	---
66773	---	1/2″	0.80	0.70	0.12	67773	---
66774	---	3/4″	0.94	1.06	0.18	67774	---
66775	---	1″	1.00	1.31	0.22	67775	---
66776	---	1-1/4"	1.17	1.75	0.7	67776	---
66777	---	1-1/2"	1.51	2.00	1.2	67777	---
66778	---	2"	1.65	2.50	2.06	67778	---

COUNTERSUNK PLUG - SQUARE SOCKET





PART # ZINC	LIST PRICE	SIZE NPTF	A	SOCKET SIZE	APPROX. WT. LBS.	PART # BLACK	LIST PRICE
66630	---	1/8″	0.29	0.19	0.01	67630	---
66631	---	1/4″	0.45	0.25	0.02	67631	---
66632	---	3/8″	0.45	0.31	0.04	67632	---
66633	---	1/2″	0.59	0.38	0.08	67633	---
66634	---	3/4″	0.60	0.50	0.12	67634	---
66635	---	1″	0.75	0.50	0.16	67635	---
66636	---	1-1/4"	0.80	0.75	0.32	67636	---
66637	---	1-1/2"	0.83	0.75	0.45	67637	---
	---	2"	0.88	0.875	2.06	67638	---

COUNTERSUNK PLUG - HEX SOCKET





PART # ZINC	LIST PRICE	SIZE NPTF	A	SOCKET SIZE	APPROX. WT. LBS.	PART # BLACK	LIST PRICE
66760	---	1/16″	0.29	0.15	0.01	67760	---
66761	---	1/8″	0.29	0.18	0.01	67761	---
66762	---	1/4″	0.44	0.25	0.02	67762	---
66763	---	3/8″	0.44	0.31	0.04	67763	---
66764	---	1/2″	0.59	0.37	0.08	67764	---
66765	---	3/4″	0.60	0.56	0.14	67765	---
66766	---	1″	0.75	0.625	0.22	67766	---
66767	---	1-1/4"	0.80	0.75	0.37	67767	---
66768	---	1-1/2"	0.83	1.0	0.45	67768	---
66769	---	2"	0.88	1.0	0.86	67769	---

• SLOTTED AND FLUSH PLUGS AVAILABLE UPON REQUEST

WARNING: This product can expose you to chemicals, including Nickel, which are known to the State of California to cause cancer. For more information, visit www.P65Warnings.ca.gov

BLACK EXTRA HEAVY 300# IRON
FITTINGS AND NIPPLES

300# MALLEABLE

90° ELBOW



PART #	SIZE	LIST PRICE
69101	1/4"	---
69102	3/8"	---
69103	1/2"	---
69104	3/4"	---
69105	1"	---
69106	1-1/4"	---
69107	1-1/2"	---
69108	2"	---
69112	4"	---

45° ELBOW



PART #	SIZE	LIST PRICE
69181	1/4"	---
69182	3/8"	---
69183	1/2"	---
69184	3/4"	---
69185	1"	---
69186	1-1/4"	---
69187	1-1/2"	---
69188	2"	---

90° STREET ELBOW



PART #	SIZE	LIST PRICE
69161	1/4"	---
69162	3/8"	---
69163	1/2"	---
69164	3/4"	---
69165	1"	---
69166	1-1/4"	---
69167	1-1/2"	---
69168	2"	---

TEE



PART #	SIZE	LIST PRICE
69251	1/4"	---
69252	3/8"	---
69253	1/2"	---
69254	3/4"	---
69255	1"	---
69256	1-1/4"	---
69257	1-1/2"	---
69258	2"	---

COUPLING



PART #	SIZE	LIST PRICE
69411	1/4"	---
69412	3/8"	---
69413	1/2"	---
69414	3/4"	---
69415	1"	---
69416	1-1/4"	---
69417	1-1/2"	---
69418	2"	---

WARNING: This product can expose you to chemicals, including Nickel, which are known to the State of California to cause cancer.
For more information, visit www.P65Warnings.ca.gov

BLACK EXTRA 300# IRON
FITTINGS AND NIPPLES

REDUCING COUPLING



PART #	SIZE	LIST PRICE
69432	3/8 x 1/4"	---
69434	1/2 x 1/4"	---
69435	1/2 x 3/8"	---
69438	3/4 x 1/2"	---
69441	1 x 1/2"	---
69442	1 x 3/4"	---

CAP



PART #	SIZE	LIST PRICE
69471	1/4"	---
69472	3/8"	---
69473	1/2"	---
69474	3/4"	---
69475	1"	---
69476	1-1/4"	---
69477	1-1/2"	---
69478	2"	---

UNION
• BRASS SEAT



PART #	SIZE	LIST PRICE
69600	1/8"	---
69601	1/4"	---
69602	3/8"	---
69603	1/2"	---
69604	3/4"	---
69605	1"	---
69606	1-1/4"	---
69607	1-1/2"	---
69608	2"	---

STEEL MAGNETIC PLUGS

STEEL MAGNETIC DRAIN PLUGS - NPT THREADED

Magnetic Drain Plugs are similar to standard pipe or straight thread drain plugs with one important difference - a permanent magnet is fastened to the plug body. This magnet attracts and holds abrasive, ferrous metal particles preventing their circulation through the lubrication or hydraulic system.

These abrasive, ferrous metal particles appear in lubricating or hydraulic systems as a result of the following conditions:
- The constant flaking effect of normal wear of moving parts.
- Particles not removed by flushing operations after boring or machining.
- Chipping due to sub-surface casting flaws.
- Minute component breakdown caused by stress usage.

Magnetic Drain Plugs prevent excessive wear to the system's components.

Magnetic Plugs are used by numerous manufacturers of gear boxes, transmissions, engines, and hydraulic systems for the automotive, aircraft, agricultural and machinery industries.
Typical applications include:
- Outboard Engines
- Earthmoving Equipment
- Combines
- Balers
- Crawler Tractors
- Lift Trucks
- Mining Equipment
- Military Vehicles
- Turbine Engines
- Truck Axles
- Heavy-Duty Transmissions

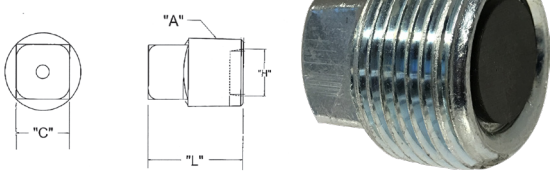

PART	SIZE "A"	HEAD WIDTH "C"	RECESS DIA. "H"	O/L LENGTH "L"	LIST PRICE
28996	3/8 - 18	.428 - .440	.435 - .445	.805 - .860	---
28997	1/2 - 14	.553 - 565	.560 - .570	.970 -1.04	---
28998	3/4 - 14	.615 - .627	.725 - .735	1.120 - 1.170	---
28999	1-11 1/2	.803 - 815	.895 - .905	1.25 - 1.33	---

WARNING: This product can expose you to chemicals, including Nickel, which are known to the State of California to cause cancer. For more information, visit www.P65Warnings.ca.gov

BULL PLUGS AND SWAGES

STANDARD BULL PLUG

- SCH 40 150#
- ZINC PLATED



PART #	DESCRIPTION	LIST PRICE
91008	2"	---
	2" w/ 1/2" TAP	---
	2-1/2"	---
	3"	---
91011	4"	---

XH BULL PLUG

- MADE FROM SCH. 80 PIPE.
- ZINC PLATED
- HOLLOW



PART #	DESCRIPTION	LIST PRICE
	1/4"	---
90005	1"	---
	1-1/4"	---
	1-1/2"	---
90008	2"	---
90212	2" w/ 1/2" TAP	---
93212*	2"XXH w/1/2" TAP	---
	2-1/2"	---
90010	3"	---
90215	3" w/ 1/2" TAP	---
90011	4"	---

* XXH

STANDARD SCH. 40 SWAGE MIP X MIP

- ZINC PLATED



PART #	DESCRIPTION	LIST PRICE
93113	1-1/4" x 1"	---
93121	2" x 1"	---
93123	2" x 1-1/2"	---
93124	2-1/2" x 2"	---
93125	3" x 1"	---
93127	3" x 1-1/2"	---
93128	3" x 2"	---
	3" x 2-1/2"	---
93130	4" x 2"	---
93131	4" x 3"	---
93139	6" x 3"	---

WARNING: This product can expose you to chemicals, including Nickel, which are known to the State of California to cause cancer.
For more information, visit www.P65Warnings.ca.gov

SCH 80 XH SWAGES
MIP X MIP



* HEX STYLE



PART #	DESCRIPTION	LIST PRICE
	1/4" x 1/8"	---
90102	1/2" x 1/4"	---
90103*	1/2" x 3/8"	---
90104*	3/8" x 1/4"	---
90105*	3/4" x 1/4"	---
90106*	3/4" x 3/8"	---
90107*	3/4" x 1/2"	---
	1" x 1/4"	---
	1" x 3/8"	---
90110*	1" x 1/2"	---
90111*	1" x 3/4"	---
90140	1-1/4" x 3/4"	---
90141	1-1/4" x 1"	---
90114	1-1/2" x 1/2"	---
90115	1-1/2" x 3/4"	---
90116	1-1/2" x 1"	---
90117	1-1/2" x 1-1/4"	---
	2" x 1/4"	---
90119	2" x 1/2"	---
90120	2" x 3/4"	---
90121	2" x 1"	---
90122	2" x 1-1/4"	---
90123	2" x 1-1/2"	---
90124	2-1/2" x 2"	---
90125	3" x 1"	---
90128	3" x 2"	---
	3" x 2-1/2"	---
	4" x 1"	---
90130	4" x 2"	---
90131	4" x 3"	---
90132	6" x 4"	---
	6" x 2"	---
90150	6" x 3"	---

XXH SWAGE



PART #	DESCRIPTION	LIST PRICE
	1/2" x 1/4"	---
92107	3/4" x 1/2"	---
	1" x 1/4"	---
	1" x 3/8"	---
	1" x 3/4"	---
	1-1/2" x 1/2"	---
	1-1/2" x 3/4"	---
92116	1-1/2" x 1"	---
	2" x 1/2"	---
	2" x 3/4"	---
92121	2" x 1"	---
	2" x 1-1/4"	---
	2" x 1-1/2"	---
92128	3" x 2"	---

WARNING: This product can expose you to chemicals, including Nickel, which are known to the State of California to cause cancer. For more information, visit www.P65Warnings.ca.gov

PLASTIC NIPPLES & FITTINGS



PIPE FITTINGS



- Nylon
- Polyethylene
- Polypropylene

HOSE BARB FITTINGS



- Nylon
- Polyethylene
- Polypropylene

NYLON & POLYPROPYLENE COMPRESSION FITTINGS



POLYPROPYLENE PUSH-IN TUBE FITTINGS AND VALVES



GARDEN HOSE FITTINGS



- Nylon

UNIONS AND COUPLERS



SCH 80 NIPPLES



PIPE-NYLON POLY

AVAILABLE IN THREE TYPES OF PLASTIC

(W) White Nylon
Made from virgin grade formulated to resist physical stress and abrasion. This material meets F.D.A. requirements of Code of Federal Regulation part 177.1500 and is therefore suitable for food contact surfaces.
Temperature Range: -40^{0}F to 200^0 F
Working Pressure: 125 PSI maximum.

(B) Black Polyethylene
Made from a high molecular weight linear polyethylene formulated for chemical compatibility and high impact resistance at lower temeratures. Polyethylene is NSF approved for potable water.
Temperature Range: -65^{0}F to 190^{0}F
Working Pressure: 125 PSI maximum.

(P) Polypropylene
Made from the finest polypropylene resins. Polypropylene is used for its resistance to a wide range of chemicals. Working pressures decrease as temperatures increase.
•NSF-approved materials
•FDA-approved materials

Note: Do not use with compressed air or gas.

• 10% Fiberglass fill for extra strength

ELBOW

P



POLYPROPYLENE ELBOWS

PART #	SIZE	LIST PRICE
28704P	3/4"	---

W



NYLON ELBOWS

PART #	SIZE	LIST PRICE
28703W	1/2"	---
28704W	3/4"	---
28705W	1"	---
28706W	1-1/4"	---
28707W	1-1/2"	---

TEE

P



POLYPROPYLENE TEES

PART #	SIZE	LIST PRICE
28742P	3/8"	---
28743P	1/2"	---
28744P	3/4"	---

W



NYLON TEES

PART #	SIZE	LIST PRICE
28741W	1/4"	---
28743W	1/2"	---
28744W	3/4"	---
28745W	1"	---
28746W	1-1/4"	---
28747W	1-1/2"	---

STREET ELBOW

P



POLYPROPYLENE STREET ELBOW

PART #	SIZE	LIST PRICE
28819P	1/8"	---
28723P	1/2"	---
28820P	2"	---
28821P	3"	---

W



NYLON STREET ELBOW

PART #	SIZE	LIST PRICE
28819W	1/8"	---
28720W	1/4"	---
28721W	3/8"	---
28723W	1/2"	---
28724W	3/4"	---
28725W	1"	---
28726W	1-1/4"	---
28727W	1-1/2"	---

HEX HEAD PLUGS

▪ Cored

B



POLYETHYLENE PLUGS

PART #	SIZE	LIST PRICE
28601B	1/8"	---
28602B	1/4"	---
28603B	3/8"	---
28604B	1/2"	---
28605B	3/4"	---

W



NYLON PLUGS

PART #	SIZE	LIST PRICE
28601W	1/8"	---
28602W	1/4"	---
28603W	3/8"	---
28604W	1/2"	---
28605W	3/4"	---
28606W	1"	---
28607W	1-1/4"	---
28608W	1-1/2"	---
28609W	2 "	---

PLASTIC PIPE
PLASTIC NIPPLES & FITTINGS

HEX BUSHING

P



POLYPROPYLENE BUSHINGS

PART #	SIZE	LIST PRICE
28659P	1/4 x 1/8"	---
28660P	3/8 x 1/8"	---
28661P	3/8 x 1/4"	---
28663P	1/2 x 1/4"	---
28664P	1/2 x 3/8"	---
28666P	3/4 x 1/4"	---
28668P	3/4 x 1/2"	---
28671P	1 x 1/2"	---
28672P	1 x 3/4"	---
28675P	1-1/4 x 1"	---
28678P	1-1/2 x 3/4"	---
28680P	1-1/2 x 1-1/4"	---
28816P	2 x 1-1/4"	---
28818P	3 x 2"	----

W



NYLON BUSHINGS

PART #	SIZE	LIST PRICE
28659W	1/4 x 1/8"	---
28660W	3/8 x 1/8"	---
28661W	3/8 x 1/4"	---
28663W	1/2 x 1/4"	---
28664W	1/2 x 3/8"	---
28666W	3/4 x 1/4"	---
28667W	3/4 x 3/8"	---
28668W	3/4 x 1/2"	---
28671W	1 x 1/2"	---
28672W	1 x 3/4"	---
28674W	1-1/4 x 3/4"	---
28675W	1-1/4 x 1"	---
28678W	1-1/2 x 3/4"	---
28679W	1-1/2 x 1"	---
28680W	1-1/2 x 1-1/4"	---
28682W	2 x 3/4"	---
28683W	2 x 1"	---
28685W	2 x 1-1/2"	---

HEX NIPPLES

B



POLYETHYLENE HEX NIPPLES

PART #	SIZE	LIST PRICE
28611B	1/8"	---
28612B	1/4"	---
28613B	3/8"	---
28614B	1/2"	---

P



POLYPROPYLENE HEX NIPPLES

PART #	SIZE	LIST PRICE
28613P	3/8"	---
28614P	1/2"	---
28615P	3/4"	---
28619P	2"	---

W



NYLON HEX NIPPLES

PART #	SIZE	LIST PRICE
28611W	1/8"	---
28612W	1/4"	---
28613W	3/8"	---
28614W	1/2"	---
28615W	3/4"	---
28616W	1"	---
28617W	1 1/4 "	---
28618W	1 1/2"	---
28619W	2"	----

REDUCER NIPPLES

B



POLYETHYLENE HEX NIPPLES

PART #	SIZE	LIST PRICE
28623B	1/2 x 1/4"	---
28625B	3/4 x 1/2"	---

W



NYLON REDUCING HEX NIPPLES

PART #	SIZE	LIST PRICE
28620W	1/4 x 1/8"	---
28622W	3/8 x 1/4"	---
28625W	3/4 x 1/2"	---
28663W	1-1/4 x 1"	---

P = Polypropylene

W = White Nylon

B = Black Polyethylene

PLASTIC PIPE/ HOSE BARB

PLASTIC NIPPLES & FITTINGS

COUPLING



W

NYLON COUPLINGS

PART #	SIZE	LIST PRICE
28762W	3/8"	---
28763W	1/2"	---
28764W	3/4"	---
28765W	1"	---
28767W	1-1/2"	---
28768W	2"	---



P

POLYPROPYLENE COUPLINGS

PART #	SIZE	LIST PRICE
28761P	1/4"	---
28762P	3/8"	---
28763P	1/2"	---
28764P	3/4"	---
28778P	3/4" x 1/2"	---

PIPE CAP

W



NYLON CAPS

PART #	SIZE	LIST PRICE
28640W	1/4"	---
28641W	3/8"	---
28642W	1/2"	---
28643W	3/4"	---

PLASTIC BULKHEAD



P

20% Glass Filled Polypropylene
w/ Santoprene Gasket

PART #	FPT	HOLE	LIST PRICE
28693P	1/2"	1-3/8"	---
28694P	3/4"	1-3/8"	---
28695P	1"	1-3/4"	---
28696P	1-1/4"	2"	---
28697P	1-1/2"	3"	---
28698P	2"	3"	---
28699P	3"	4-1/2"	---

P = Polypropylene

W = White Nylon

B = Black Polyethylene

MALE ADAPTERS



B

POLYETHYLENE BARB X MALE

PART #	SIZE	LIST PRICE
33004B	1/4 x 1/8"	---
33005B	1/4 x 1/4"	---
33007B	1/4 x 1/2"	---
33012B	3/8 x 1/4"	---
33013B	3/8 x 3/8"	---
33014B	3/8 x 1/2"	---
33026B	3/8 x 3/4"	---
33015B	1/2 x 1/4"	---
33016B	1/2 x 3/8"	---
33017B	1/2 x 1/2"	---
33018B	1/2 x 3/4"	---
33020B	5/8 x 1/2"	---
33021B	5/8 x 3/4"	---
33022B	3/4 x 1/2"	---
33023B	3/4 x 3/4"	---
33024B	1 x 3/4"	---
33025B	1 x 1"	----



P

POLYPROPYLENE HOSE BARB HOSE ID X MIP

PART #	SIZE	LIST PRICE
33012P	3/8 x 1/4"	---
33013P	3/8 x 3/8"	---
33014P	3/8 x 1/2"	---
33015P	1/2 x 1/4"	---
33016P	1/2 x 3/8"	---
33017P	1/2 x 1/2"	---
33018P	1/2 x 3/4"	---
33020P	5/8 x 1/2"	---
33022P	3/4 x 1/2"	---
33023P	3/4 x 3/4"	---
33000P	3/4 x 1"	---
33024P	1 x 3/4"	---
33025P	1 x 1"	---

PLASTIC BARBS
PLASTIC NIPPLES & FITTINGS

W



NYLON BARB MALE ADAPTERS
HOSE ID X MIP

PART #	SIZE	LIST PRICE
33002W	3/16 x 1/8"	---
33003W	3/16 x 1/4"	---
33004W	1/4 x 1/8"	---
33005W	1/4 x 1/4"	---
33006W	1/4 x 3/8"	---
33007W	1/4 x 1/2"	---
33380W	1/4 x 3/4"	---
33008W	5/16 x 1/8"	---
33009W	5/16 x 1/4"	---
33010W	5/16 x 3/8"	---
33011W	3/8 X 1/8"	---
33012W	3/8 x 1/4"	---
33013W	3/8 x 3/8"	---
33014W	3/8 x 1/2"	---
33026W	3/8 x 3/4"	---
33015W	1/2 x 1/4"	---
33016W	1/2 x 3/8"	---
33017W	1/2 x 1/2"	---
33018W	1/2 x 3/4"	---
33019W	5/8 x 3/8"	---
33020W	5/8 x 1/2"	---
33021W	5/8 x 3/4"	---
33306W	3/4" x 3/8"	---
33022W	3/4 x 1/2"	---
33023W	3/4 x 3/4"	---
33000W	3/4 x 1"	---
33024W	1 x 3/4"	---
33025W	1 x 1"	---
33029W	1 x 1-1/4"	---
33320W	1" x 1-1/2"	---
33028W	1-1/4 x 1"	---
33030W	1-1/4 x 1-1/4"	---
33032W	1-1/4 x 1-1/2"	---
33321W	1-1/2" x 1-1/4"	---
33033W	1-1/2 x 1-1/2"	---
33322W	2" x 1-1/2"	----
33035W	2 x 2"	----

ELBOWS

B



POLYETHYLENE ELBOWS
HOSE ID X MALE PIPE

PART #	SIZE	LIST PRICE
33308B	3/16 x 1/8	---
33038B	1/4 x 1/8	---
33039B	1/4 x 1/4	---
33046B	3/8 x 1/8	---
33041B	3/8 x 1/4	---
33042B	3/8 x 3/8	---
33047B	3/8 x 1/2	---
33043B	1/2 x 3/8	---
33311B	1/2 x 1/2	---
33385B	1/2 x 3/4	---
33045B	5/8 x 1/2	---
33312B	5/8 x 3/4	---
33313B	3/4 x 1/2	---
33314B	3/4 x 3/4	---
33316B	1 x 1	----

P



POLYPROPYLENE BARB ELBOW

PART #	SIZE	LIST PRICE
33311P	1/2 x 1/2	---
33385P	1/2 x 3/4	---
33313P	3/4 x 1/2	---
33314P	3/4 x 3/4	---
33316P	1 x 1	---
33461P	1-1/4 x 1-1/4	---
33463P	1-1/2 x 1-1/2	---

W



NYLON BARB X MIP ELBOWS

PART #	SIZE	LIST PRICE
33038W	1/4 x 1/8	---
33039W	1/4 x 1/4	---
33309W	1/4 x 3/8	---
33351W	1/4 x 1/2	---
33046W	3/8 x 1/8	---
33041W	3/8 x 1/4	---
33042W	3/8 x 3/8	---
33047W	3/8 x 1/2	---
33384W	3/8 x 3/4	---
33048W	1/2 x 1/4	---
33043W	1/2 x 3/8	---
33311W	1/2 x 1/2	---
33385W	1/2 x 3/4	---
33044W	5/8 x 3/8	---
33045W	5/8 x 1/2	---
33312W	5/8 x 3/4	---
33313W	3/4 x 1/2	---
33314W	3/4 x 3/4	---
33315W	3/4 x 1	---
33386W	1x3/4	---
33316W	1 x 1	---
33460W	1 x 1-1/4	---
33461W	1-1/4 x 1-1/4	---
33463W	1-1/2 x 1-1/2	---
33464W	2 x 2	---

P = Polypropylene
W = White Nylon
B = Black Polyethylene

PLASTIC BARBS
PLASTIC NIPPLES & FITTINGS

HOSE BARB X FE ADAPTERS



B

POLYETHYLENE ADAPTER HOSE ID X FIP

PART #	SIZE	LIST PRICE
33053B	1/4 x 1/4"	---



W

NYLON ADAPTER BARB X FIP

PART #	SIZE	LIST PRICE
33052W	1/4 x 1/8"	---
33053W	1/4 x 1/4"	---
33058W	3/8 x 1/4"	---
33059W	3/8 x 3/8"	---
33060W	3/8 x 1/2"	---
33442W	3/8 x 3/4"	---
33062P	1/2 x 3/8"	----
33061W	1/2 x 1/2"	---
33067W	1/2 x 3/4"	---
33068W	5/8 x 1/2"	---
33063W	5/8 x 3/4"	---
33064W	3/4 x 1/2"	---
33065W	3/4 x 3/4"	----
33396B	3/4 x 3/4"	

HOSE BARB X FE ELBOW



P

W

NYLON ELBOW HOSE ID X FEMALE PIPE

PART #	SIZE	LIST PRICE
33343W	1/2 x 1/2"	---
33344P	5/8 x 3/4"	---
33344W	5/8 x 3/4"	---
33470W	5/8 x 1/2"	---
33345W	3/4 x 1/2"	---
33471W	3/4 x 3/4"	---

UNION ELBOWS



B

POLYETHYLENE ELBOW

PART #	SIZE	LIST PRICE
33390B	1/4	---
33391B	3/8	---
33394B	1/2	---
33395B	5/8	---
33396B	3/4	---



W

NYLON ELBOW

PART #	SIZE	LIST PRICE
33390W	1/4	---
33391W	3/8	---
33394W	1/2	---
33395W	5/8	---
33396W	3/4	---
33397W	1	---
33398W	1-1/4	---
33399W	1-1/2	---
33389W	2	----

SPLICERS



B

POLYETHYLENE SPLICER

PART #	SIZE	LIST PRICE
33091B	1/8	---
33092B	3/16	---
33093B	1/4	---
33095B	3/8	---
33096B	1/2	---
33097B	5/8	---
33098B	3/4	----



POLYPROPYLENE SPLICER

PART #	SIZE	LIST PRICE
33095P	3/8	---
33096P	1/2	---
33098P	3/4	---
33099P	1	---

SPLICERS



W

NYLON SPLICES

PART #	SIZE	LIST PRICE
33091W	1/8	---
33092W	3/16	---
33093W	1/4	---
33094W	5/16	---
33095W	3/8	---
33096W	1/2	---
33097W	5/8	---
33098W	3/4	---
33099W	1	---
33480W	1-1/4	---
33481W	1-1/2	---
33482W	2	----

REDUCING SPLICERS



B

POLYETHYLENE SPLICES

PART #	SIZE	LIST PRICE
33406B	3/8 x 1/4	---
33407B	1/2 x 1/4	---
33408B	1/2 x 3/8	---
33410B	5/8 x 1/2	---



W

NYLON SPLICES

PART #	SIZE	LIST PRICE
33079W	1/4 x 1/8	---
33347W	1/4 x 3/16	---
33406W	3/8 x 1/4	---
33348W	3/8 x 5/16	---
33407W	1/2 x 1/4	---
33408W	1/2 x 3/8	---
33409W	5/8 x 3/8	---
33410W	5/8 x 1/2	---
33089W	3/4 x 1/2	---

PLASTIC BARBS
PLASTIC NIPPLES & FITTINGS

TEES BARBED ON ALL SIDES

B



POLYETHYLENE TEE

PART #	SIZE	LIST PRICE
33415B	1/8	---
33420B	3/16	---
33422B	1/4	---
33426B	5/16	---
33429B	3/8	---
33433B	1/2	---
33436B	5/8	---
33437B	3/4	---

P



POLYPROPYLENE TEE

PART #	SIZE	LIST PRICE
33440P	1-1/2	---

ALL HOSE BARB "Y"

P



POLYPROPYLENE WYE

PART #	SIZE	LIST PRICE
33300P*	1/4"	---
33301P*	3/8"	---
33302P*	1/2"	---

*Natural Polypro

W



NYLON WYE

PART #	SIZE	LIST PRICE
33301W	3/8"	---

W



NYLON TEE

PART #	SIZE	LIST PRICE
33415W	1/8	---
33417W	5/32	---
33420W	3/16	---
33422W	1/4	---
33426W	5/16	---
33429W	3/8	---
33433W	1/2	---
33436W	5/8	---
33437W	3/4	---
33438W	1	---
33439W	1-1/4	---
33440W	1-1/2	---
33441W	2	---

REDUCING TEES

1 2

B



3

POLYETHYLENE TEE

PART #	SIZE	LIST PRICE
33423B	1/4 x 1/4 x 3/8	---
33430B	1/2 x 1/2 x 3/8	---
33434B	1/2 x 1/2 x 5/8	---
33435B	3/4 x 3/4 x 1/2	---

1 2

W



3

NYLON TEE

PART #	SIZE	LIST PRICE
33430W	1/2 x 1/2 x 3/8	---
53725-0604	3/8 x 3/8 x 1/4	
33431W	5/8 x 5/8 x 3/8	---
33432W	3/8 x 3/8 x 1/2	---
33435W	3/4 x 3/4 x 1/2	---
53725-1008	5/8 x 5/8 x 1/2	

MALE BRANCH TEE

W



NYLON BRANCH TEE

PART #	SIZE	LIST PRICE
33448W	1/4 x 1/4	---
33451W	3/8 x 3/8	---
33455W	1/2 x 1/2	---
33456W	3/4 x 3/4	---

GARDEN HOSE

PLASTIC GARDEN HOSE FITTINGS

FITTINGS WITH GARDEN HOSE THREAD

GARDEN HOSE CAP

- Washer not included
- White Nylon

P



PART #	SIZE	LIST PRICE
30103P	3/4"	---

GARDEN HOSE THREAD ADAPTERS

BARB X MALE GARDEN HOSE



- White Nylon

PART #	SIZE	LIST PRICE
31038	1/4"	---
53748-0812	1/2 x 3/4"	
53748-1012	5/8 x 3/4"	
53748-1212	3/4 x 3/4"	

BARB X FEMALE SWIVEL



PART #	SIZE	LIST PRICE
53746-0812	1/2 x 3/4	
53746-1012	5/8 x 3/4	
53746-1212	3/4 x 3/4	

GARDEN HOSE ADAPTER INSERTS

- for assembly with 31-022



- White Nylon

PART #	SIZE	LIST PRICE
31031	3/8"	---
31033	5/8"	---
31034	3/4"	---

GARDEN HOSE NUT



- White Nylon

PART #	SIZE	LIST PRICE
31022	3/4"	---

MALE GARDEN HOSE X FEMALE PIPE



- White Nylon

PART #	SIZE	LIST PRICE
31067	MGH X 1/4	---
31068	MGH X 1/2 FIP	---
31069	MGH X 3/4	---

MALE GARDEN HOSE X MALE PIPE



- White Nylon

PART #	SIZE	LIST PRICE
31055	GHT X 3/8 MPT	---
31058	GHT X 1/2 MPT	---
31063	GHT X 3/4 MPT	---

FEMALE GARDEN HOSE X MALE PIPE



- White Nylon

PART #	SIZE	LIST PRICE
31093	FGH X 3/4 MPT	---

COMPRESSION

PLASTIC COMPRESSION FITTINGS

Corrosion resistant thermoresins designed to resist vibration, provide good electrical insulation, low flow resistance, and resistance to scale buildup.

The letter on the end of part no. denotes the type.
N = Nylon
P = Polypropylene
Standard nut and sleeves will be provided (sleeve is integral part of nut). Other sizes available upon request.

FDA and NSF Listed

UNION & REDUCING UNION CONNECTORS

P



PART #	SIZE	LIST PRICE
17064P	1/4"	---
17066P	3/8"	---
17079P	3/8" x 1/4"	---
17068P	1/2"	---
17081P	1/2" x 3/8"	----

▪ Nylon



PART #	SIZE	LIST PRICE
17064N	1/4"	---
17065N	5/16"	---
17078N	5/16" x 1/4"	---
17066N	3/8"	---
17079N	3/8" x 1/4"	---
17068N	1/2"	---

BULKHEAD UNIONS

▪ Nylon



PART #	SIZE	LIST PRICE
17088N	1/4"	---
17090N	3/8"	---
17091N	1/2"	---

UNION TEES

▪ Nylon



PART #	SIZE	LIST PRICE
17103N	1/4"	---
17105N	3/8"	---
17106N	1/2"	---

UNION ELBOWS

P



PART #	SIZE	LIST PRICE
17124P	1/4"	---
17126P	3/8"	---
17127P	1/2"	---

▪ Nylon



PART #	SIZE	LIST PRICE
17124N	1/4"	---
17126N	3/8"	---

PLASTIC COMPRESSION
PLASTIC NIPPLES & FITTINGS

FEMALE CONNECTORS

P



PART #	SIZE	LIST PRICE
17145P	1/4 x 1/8	---
17153P	3/8 x 1/4	---
17154P	3/8 x 3/8	---
17158P	1/2 x 3/8	---
17159P	1/2 x 1/2	----

▪ Nylon



PART #	SIZE	LIST PRICE
17146N	1/4 x 1/4	---
17153N	3/8 x 1/4	---
17-154N	3/8 x 3/8	----

MALE CONNECTORS

P



PART #	SIZE	LIST PRICE
17179P	1/4 x 1/8	---
17180P	1/4 x 1/4	---
17188P	3/8 x 1/4	---
17189P	3/8 x 3/8	---
17190P	3/8 x 1/2	---
17193P	1/2 x 1/4	---
17194P	1/2 x 3/8	---
17195P	1/2 x 1/2	----

▪ Nylon



PART #	SIZE	LIST PRICE
17176N	1/8 x 1/8"	
17179N	1/4 x 1/8	---
17180N	1/4 x 1/4	---
17188N	3/8 x 1/4	---
17189N	3/8 x 3/8	---
17190N	3/8 x 1/2	---
17193N	1/2 x 1/4	---
17194N	1/2 x 3/8	---
17195N	1/2 x 1/2	----

MALE ELBOWS

P



PART #	SIZE	LIST PRICE
17225P	1/4 x 1/4	---
17233P	3/8 x 1/4	---
17234P	3/8 x 3/8	---
17237P	1/2 x 3/8	---
17238P	1/2 x 1/2	---

▪ Nylon



PART #	SIZE	LIST PRICE
17224N	1/4 x 1/8	---
17225N	1/4 x 1/4	---
17233N	3/8 x 1/4	---
17234N	3/8 x 3/8	---
17237N	1/2 x 3/8	---
17238N	1/2 x 1/2	---

PLASTIC PUSH-IN TUBE FITTINGS

Manufactured from safe, non-toxic materials meeting the requirements of the US FDA, WRAS, ANSI/NSF-51, 61, and SK Zert. Our products are widely used in water purification, food/beverage and pneumatic systems.

• Function & Quality : provides quick and convenient assembly - saving time & expense. Our ISO9001, 14001 registered quality system ensures our customers a superior level of product quality. Defects are easily detectable and maintenance is easy with its easy dismantling for access.

• Collet Design : Unique oval collet design is superior and more practical.

• Applications : Beyond water and food use, fittings can be used with air, gases, vacuum, & liquids. And all connections can be assembled & disassembled repeatedly.

• Material : Grey Acetal Copolymer, also known as POM. Highly durable and resistant to fatigue and creep. It has high resistance to a wide range of organic & inorganic chemicals and detergents. Not recommended for use with strong acids or repeated exposure to strong oxidizers. (polypropylene may be subbed)

SIZE / Temperature	Small Size						Large Size				
	5/32"	3/16"	1/4"	5/16"	3/8"	1/2"	5/8"	7/8"			28mm
	4mm	5mm	6mm	8mm	10mm	12mm	15mm	16mm	18mm	22mm	
1°C (34°F)	16bar (230PSI)				11bar (170PSI)		11bar (170PSI)				
20°C (68°F)	16bar (230PSI)				11bar (170PSI)		11bar (170PSI)				
65°C (150°F)	10bar (150PSI)				7bar (100PSI)		7bar (100PSI)				

• Fittings are not recommended for use with liquids other than water and food or beverage products.

• Do not use pipe dope or other liquid thread sealers. Use only Teflon tape to seal threaded connections.

• After assembling a tube connection, tug with moderate force to check for proper gripping of the tube.

• Before disassembling tube connections, always verify that pressure has been removed from the system.

UNION CONNECTOR



PART #	TUBE OD	LIST PRICE
20018P	5/32"	---
20702P	3/16"	---
20019P	1/4"	---
20703P	5/16"	---
20020P	3/8"	---
20021P	1/2"	---
20122P	5/8"	---
20148P	7/8"	---

REDUCING UNION



PART #	TUBE OD	TUBE OD	LIST PRICE
20753P	5/16"	1/4"	---
20755P	3/8"	1/4"	---
20756P	3/8"	5/16"	---
20758P	1/2"	3/8"	---

UNION TEE



PART #	TUBE OD	LIST PRICE
20028P	1/4"	---
20031P	5/16"	---
20029P	3/8"	---
20030P	1/2"	---
20145P	5/8"	---

REDUCING BRANCH TEE



PART #	TUBE OD 1	TUBE OD 2	LIST PRICE
20725P	3/8"	1/4"	---
20724P	1/2"	3/8"	---

UNION ELBOW



PART #	TUBE OD	LIST PRICE
20152P	1/4"	---
20155P	5/16"	---
20153P	3/8"	---
20154P	1/2"	---

REDUCING ELBOW



PART #	TUBE OD	TUBE OD	LIST PRICE
20734P	3/8"	1/4"	---
20736P	1/2"	3/8"	---

BULKHEAD UNION



PART #	TUBE OD	LIST PRICE
20127P	1/4"	---
20128P	3/8"	---
20129P	1/2"	----

PLASTIC PUSH-IN
PLASTIC NIPPLES & FITTINGS

FEMALE CONNECTOR



PART #	TUBE OD	THREAD NPTF	LIST PRICE
20993P	1/4"	1/8"	---
20035P	1/4"	1/4"	---
20944P	3/8"	1/8"	---
20036P	3/8"	1/4"	---

MALE CONNECTOR



PART #	TUBE OD	THREAD NPTF	LIST PRICE
20050P	5/32"	1/8"	---
20054P	1/4"	1/8"	---
20055P	1/4"	1/4"	---
20056P	1/4"	3/8"	---
20531P	5/16"	1/4"	---
20532P	5/16"	3/8"	---
20057P	3/8"	1/8"	---
20058P	3/8"	1/4"	---
20059P	3/8"	3/8"	---
20062P	3/8"	1/2"	---
20061P	1/2"	3/8"	---
20063P	1/2"	1/2"	---

STEM ADAPTER



PART #	STEM OD	THREAD NPTF	LIST PRICE
20524P	1/4"	1/8"	---
20525P	1/4"	1/4"	---
20528P	3/8"	1/4"	---
20529P	3/8"	3/8"	---
20530P	1/2"	3/8"	---
20531P	1/2"	1/2"	---

REDUCER



PART #	TUBE OD 1	STEM OD 2	LIST PRICE
20512P	3/8"	1/4"	---
20514P	1/2"	3/8"	---

FIXED ELBOW



PART #	TUBE OD	THREAD NPTF	LIST PRICE
20068P	1/4"	1/8"	---
20069P	1/4"	1/4"	---
20070P	1/4"	3/8"	---
20072P	3/8"	1/4"	---
20073P	3/8"	3/8"	---

SWIVEL ELBOW



20-152P + 20-525P = 20973P

PART #	STEM OD	TUBE ID	LIST PRICE
20973P	1/4"	1/4"	----
20974P	3/8"	3/8"	----

PLASTIC PUSH-IN
PLASTIC NIPPLES & FITTINGS

PLUG-IN ELBOW



PART #	TUBE OD	STEM	LIST PRICE
20742P	1/4"	1/4"	---
20747P	3/8"	3/8"	---
20748P	1/2"	1/2"	---

2-WAY DIVIDER



PART #	TUBE OD	LIST PRICE
20776P	5/16"	---
20777P	3/8"	---

PLUG



PART #	TUBE OD	LIST PRICE
20876P	5/32"	---
20878P	1/4"	---
20880P	3/8"	---
20881P	1/2"	---

TUBE END STOP



PART #	TUBE OD	LIST PRICE
20925P	1/4"	---
20927P	3/8"	---

PL X PL



PART #	TUBE OD	LIST PRICE
20900P	1/4"	---
20901P	3/8"	---

PL X MALE NPTF



PART #	TUBE OD	MALE THREAD NPTF	LIST PRICE
20904P	1/4"	1/4"	---
20905P	3/8"	3/8"	---

CHECK VALVE

STOP VALVE ADAPTER



PART #	TUBE OD	LIST PRICE
20778P	1/4"	---
20779P	3/8"	---

3/8 MALE COMP X 3/8 FEMALE COMP



PART #	TUBE OD	LIST PRICE
20985P	1/4"	---
20986P	3/8"	---

SCHEDULE 80 PVC NIPPLES

Machined Schedule 80 PVC nipples comply fully with ASTM D2464, threads conform to ASTM F1498, and the pipe is extruded from PVC 1120-1220 meeting ASTM D1784 and meets ASTM D1785, products standard 21-70



- Dark Grey
- NSF-61 Cert.

1/2" DIAMETER 420 PSI

PART #	LENGTH	LIST PRICE
55060	X Close (1-1/8")	---
55061	1-1/2"	---
55062	2"	---
55063	2-1/2"	---
55064	3"	---
55065	3-1/2"	---
55066	4"	---
55067	4-1/2"	---
55068	5"	---
55069	5-1/2"	---
55070	6"	---
55072	8"	---
55074	10"	---
55075	11"	---
55076	12"	---
	18"	---
55241	24"	---

3/4" DIAMETER 340 PSI

PART #	LENGTH	LIST PRICE
55080	x Close (1-3/8")	---
55081	1-1/2"	---
55082	2"	---
55083	2-1/2"	---
55084	3"	---
55085	3-1/2"	---
55086	4"	---
55087	4-1/2"	---
55088	5"	---
55089	5-1/2"	---
55090	6"	---
55092	8"	---
55093	10"	---
55096	12"	---
55097	18"	---
55098	24"	---
55099	36"	---

1" DIAMETER 315 PSI

PART #	LENGTH	LIST PRICE
55100	X Close (1-1/2")	---
55101	2"	---
55102	2-1/2"	---
55103	3"	---
55104	3-1/2"	---
55105	4"	---
55106	4-1/2"	---
55107	5"	---
55108	5-1/2"	---
55109	6"	---
55111	8"	---
55115	12"	---
55116	18"	---
55117	36"	---

1-1/4" DIAMETER 210 PSI

PART #	LENGTH	LIST PRICE
55120	X Close (1-5/8")	---
55121	2"	---
55122	2-1/2"	---
55123	3"	---
55124	3-1/2"	---
55125	4"	---
55126	4-1/2"	---
55127	5"	---
55128	5-1/2"	---
55129	6"	---
55131	8"	---
55132	12"	---

SCHEDULE 80 PVC NIPPLES CONT.

Machined Schedule 80 PVC nipples comply fully with ASTM D2464, threads conform to ASTM F1498, and the pipe is extruded from PVC 1120-1220 meeting ASTM D1784 and meets ASTM D1785, products standard 21-70



- Dark Grey
- NSF-61 Cert.

1-1/2" DIAMETER 234 PSI

PART #	LENGTH	LIST PRICE
55140	X Close (1-5/8")	---
55141	2"	---
55142	2-1/2"	---
55143	3"	---
55144	3-1/2"	---
55145	4"	---
55146	4-1/2"	---
55147	5"	---
55148	5-1/2"	---
55149	6"	---
55150	8"	---
55151	12"	---

2" DIAMETER 200 PSI

PART #	LENGTH	LIST PRICE
55160	X Close (2")	---
55161	2-1/2"	---
55162	3"	---
55163	3-1/2"	---
55164	4"	---
55165	4-1/2"	---
55166	5"	---
55167	5-1/2"	---
55168	6"	---
55170	8"	---
55174	12"	---
55175	18"	---
55176	24"	---
55292	30"	---
55179	60"	---

3" DIAMETER

PART #	LENGTH	BOX QTY	LIST PRICE
55200	x Close	25	---
55201	3"	20	---
55203	4"	30	---
55205	5"	20	---
55207	6"	20	---
55209	8"	10	---
55211	10"	10	---
55213	12"	10	---

UNIONS & COUPLINGS PVC

PLASTIC NIPPLES & FITTINGS

SLIP SCHEDULE 80 PVC UNION



PART #	SIZE	LIST PRICE
897005	1/2"	
897007	3/4"	
897010	1"	
897012	1-1/4"	
897015	1-1/2"	
897020	2"	
897025	2-1/2"	
897030	3"	
897040	4"	

FIP SCHEDULE 40 PVC UNION



PART #	SIZE	LIST PRICE
55591	1/2"	
55592	3/4"	
55593	1"	
55594	1-1/4"	
55595	1-1/2"	
55596	2"	
55597	3"	
55598	4"	
55599	2-1/2"	

FIP SCHEDULE 80 PVC UNION



PART #	SIZE	LIST PRICE
898005	1/2"	
898007	3/4"	
898010	1"	
898012	1-1/4"	
898015	1-1/2"	
898020	2"	
898025	2-1//2"	
898030	3"	
898040	4"	

PVC COMPRESSION COUPLING



PART #	SIZE	LIST PRICE
55303	1/2"	
55304	3/4"	
55305	1"	
55306	1-1/4"	
55307	1-1/2"	
55308	2"	
55309	2-1/2"	
55310	3"	
55311	4"	
55312	6"	

SLIP SCHEDULE 40 PVC UNION



PART #	SIZE	LIST PRICE
55491	1/2"	
55492	3/4"	
55493	1"	
55494	1-1/4"	
55495	1-1/2"	
55496	2"	
55497	3"	
55498	4"	
55499	2-1/2"	

PVC EXPANDABLE REPAIR COUPLING



PART #	SIZE	LIST PRICE
55330	1/2"	
55331	3/4"	
55332	1"	
55333	1-1/4"	
55334	1-1/2"	
55335	2"	
55336	2-1/2"	
55337	3"	
55338	4"	

HOSE ACCESSORIES



CAM AND GROOVE



ALUMINIUM



POLYPROPLYENE



STAINLESS STEEL



BRASS

COMBINATION HOSE NIPPLES



FIRE HOSE FITTINGS



UNIVERSAL/ GROUND JOINT COUPLINGS



CAM AND GROOVE

MALE ADAPTER X FEMALE NPT
TYPE A

CGA
6191X



PART#	SIZE	LIST PRICE
CGA-050-A1	1/2"	---
CGA-075-A1	3/4"	---
CGA-100-A1	1"	---
CGA-125-A1	1-1/4"	---
CGA-150-A1	1-1/2"	---
CGA-200-A1	2"	---
CGA-250-A1	2-1/2"	---
CGA-300-A1	3"	---
CGA-400-A1	4"	---
CGA-500-A1	5″	---
CGA-600-A1	6″	---
CGA-800-A1	8″	---

FEMALE COUPLER X HOSE SHANK
TYPE C

CGC
6193X



PART#	SIZE	LIST PRICE
CGC-050-A1	1/2"	---
CGC-075-A1	3/4"	---
CGC-100-A1	1"	---
CGC-125-A1	1-1/4"	---
CGC-150-A1	1-1/2"	---
CGC-200-A1	2"	---
CGC-250-A1	2-1/2"	---
CGC-300-A1	3"	---
CGC-400-A1	4"	---
CGC-500-A1	5″	---
CGC-600-A1	6"	---
CGC-800-A1	8"	---

FEMALE COUPLER X MALE NPT
TYPE B

CGB
6192X



PART#	SIZE	LIST PRICE
CGB-050-A1	1/2"	---
CGB-075-A1	3/4"	---
CGB-100-A1	1"	---
CGB-125-A1	1-1/4"	---
CGB-150-A1	1-1/2"	---
CGB-200-A1	2"	---
CGB-250-A1	2-1/2"	---
CGB-300-A1	3"	---
CGB-400-A1	4"	---
CGB-500-A1	5″	---
CGB-600-A1	6″	---
CGB-800-A1	8"	---

FEMALE COUPLER X FEMALE NPT
TYPE D

CGD
6194X



PART#	SIZE	LIST PRICE
CGD-050-A1	1/2"	---
CGD-075-A1	3/4"	---
CGD-100-A1	1"	---
CGD-125-A1	1-1/4"	---
CGD-150-A1	1-1/2"	---
CGD-200-A1	2"	---
CGD-250-A1	2-1/2"	---
CGD-300-A1	3"	---
CGD-400-A1	4"	---
CGD-500-A1	5″	---
CGD-600-A1	6″	---
CGD-800-A1	8"	---

WARNING: This product can expose you to chemicals, including Nickel, which are known to the State of California to cause cancer.
For more information, visit www.P65Warnings.ca.gov

ALUMINUM CAM AND GROOVE
HOSE ACCESSORIES

MALE ADAPTER X HOSE SHANK
TYPE E



CGE
61-95X

PART#	SIZE	LIST PRICE
CGE-050-A1	1/2"	---
CGE-075-A1	3/4"	---
CGE-100-A1	1"	---
CGE-125-A1	1-1/4"	---
CGE-150-A1	1-1/2"	---
CGE-200-A1	2"	---
CGE-250-A1	2-1/2"	---
CGE-300-A1	3"	---
CGE-400-A1	4"	---
CGE-500-A1	5″	---
CGE-600-A1	6″	---
CGE-800-A1	8"	---

MALE ADAPTER X MALE NPT
TYPE F



CGF
61-96X

PART#	SIZE	LIST PRICE
CGF-050-A1	1/2"	---
CGF-075-A1	3/4"	---
CGF-100-A1	1"	---
CGF-125-A1	1-1/4"	---
CGF-150-A1	1-1/2"	---
CGF-200-A1	2"	---
CGF-250-A1	2-1/2"	---
CGF-300-A1	3"	---
CGF-400-A1	4"	---
CGF-500-A1	5″	---
CGF-600-A1	6″	---
CGF-800-A1	8″	---

DUST CAP
TYPE DC



CDC
61-97X

PART#	SIZE	LIST PRICE
CDC-050-A1	1/2"	---
CDC-075-A1	3/4"	---
CDC-100-A1	1"	---
CDC-125-A1	1-1/4"	---
CDC-150-A1	1-1/2"	---
CDC-200-A1	2"	---
CDC-250-A1	2-1/2"	---
CDC-300-A1	3"	---
CDC-400-A1	4"	---
CDC-500-A1	5″	---
CDC-600-A1	6″	---
CDC-800-A1	8″	---

DUST PLUG
TYPE DP



CDP
61-98X

PART#	SIZE	LIST PRICE
CDP-050-A1	1/2"	---
CDP-075-A1	3/4"	---
CDP-100-A1	1"	---
CDP-125-A1	1-1/4"	---
CDP-150-A1	1-1/2"	---
CDP-200-A1	2"	---
CDP-250-A1	2-1/2"	---
CDP-300-A1	3"	---
CDP-400-A1	4"	---
CDP-500-A1	5″	---
CDP-600-A1	6″	---
CDP-800-A1	8"	---

WARNING: This product can expose you to chemicals, including Nickel, which are known to the State of California to cause cancer. For more information, visit www.P65Warnings.ca.gov

ALUMINUM (AL) SPOOL & PART A

MALE ADAPTER X MALE ADAPTER
ALUMINUM SPOOL ADAPTER



SA-XXX-A
61910

PART#	SIZE	LIST PRICE
SA-200-A	2″	---
SA-2030-A	2″ x 3″	---
SA-300-A	3″	---
SA-3040-A	3″ x 4″	---
SA-400-A	4″	---

REDUCER ADAPTER FEMALE NPT ALUMINUM



CGA-XXX-A

MALE ADAPTER X FEMALE PIPE

PART#	SIZE	LIST PRICE
CGA-3040-A	3" x 4"	---
CGA-4030-A	4" x 3"	---

ALUMINUM SWIVEL



PART#	SIZE	LIST PRICE
CGASV-300-A	3"	---

REDUCER COUPLER M NPT PART B



CGB-XXX-A

FEMALE COUPLER X MALE PIPE

PART#	SIZE	LIST PRICE
CGB-3020-A	3" x 2"	---
CGB-3040-A	3" x 4"	---

REDUCER COUPLER ADAPTER PART D



DA-XXX-A

FEMALE COUPLER X MALE ADAPTER

PART#	SIZE	LIST PRICE
DA-2015-A	2″ x 1-1/2″	---
DA-2030-A	2" x 3"	---
DA-3015-A	3″ x 1-1/2″	---
DA-3020-A	3″ x 2″	---
DA-3040-A	3″ x 4″	---
DA-4030-A	4″ x 3″	---
DA-6040-A	6" x 4"	----

REDUCER COUPLER FEMALE NPT PART D



CGD

FEMALE COUPLER X FEMALE PIPE

PART#	SIZE	LIST PRICE
CGD-3020-A	3" x 2"	---
CGD-4030-A	4" x 3"	----

SPOOL COUPLER PART D



FEMALE COUPLER X FEMALE COUPLER

PART#	SIZE	LIST PRICE
DD-2020-A	2" x 2"	---
DD-2030-A	2" x 3"	---
DD-3030-A	3" x 3"	---
DD-3040-A	3" x 4"	---
DD-4040-A	4" x 4"	----

REDUCER ADAPTER MALE NPT PART F



CGF
MALE ADAPTER X MIP

PART#	SIZE	LIST PRICE
CGF-3040-A	3" x 4"	---
CGF-4030-A	4" x 3"	---

WARNING: This product can expose you to chemicals, including Nickel, which are known to the State of California to cause cancer. For more information, visit www.P65Warnings.ca.gov

POLY CAM AND GROOVE
HOSE ACCESSORIES

POLYPROPYLENE (PP)

MALE ADAPTER X FEMALE NPT
TYPE A

35-91X



PART#	SIZE	LIST PRICE
CGA-050-PP	1/2"	---
CGA-075-PP	3/4"	---
CGA-100-PP	1"	---
CGA-125-PP	1-1/4"	---
CGA-150-PP	1-1/2"	---
CGA-200-PP	2"	---
CGA-300-PP	3"	---
CGA-400-PP	4"	---

FEMALE COUPLER X MALE NPT
TYPE B

CGB
35-92X



PART#	SIZE	LIST PRICE
CGB-050-PP	1/2"	---
CGB-075-PP	3/4"	---
CGB-100-PP	1"	---
CGB-125-PP	1-1/4"	---
CGB-150-PP	1-1/2"	---
CGB-200-PP	2"	---
CGB-300-PP	3"	---
CGB-400-PP	4"	---

FEMALE COUPLER X HOSE SHANK
TYPE C

CGC
35-93X



PART#	SIZE	LIST PRICE
CGC-050-PP	1/2"	---
CGC-075-PP	3/4"	---
CGC-100-PP	1"	---
CGC-125-PP	1-1/4"	---
CGC-150-PP	1-1/2"	---
CGC-200-PP	2"	---
CGC-300-PP	3"	---
CGC-400-PP	4"	---

FEMALE COUPLER X FEMALE NPT
TYPE D

35-94X



PART#	SIZE	LIST PRICE
CGD-050-PP	1/2"	---
CGD-075-PP	3/4"	---
CGD-100-PP	1"	---
CGD-125-PP	1-1/4"	---
CGD-150-PP	1-1/2"	---
CGD-200-PP	2"	---
CGD-300-PP	3"	---

WARNING: This product can expose you to chemicals, including Nickel, which are known to the State of California to cause cancer.
For more information, visit www.P65Warnings.ca.gov

MALE ADAPTER X HOSE SHANK TYPE E



35-95X

PART#	SIZE	LIST PRICE
CGE-050-PP	1/2"	---
CGE-075-PP	3/4"	---
CGE-100-PP	1"	---
CGE-125-PP	1-1/4"	---
CGE-150-PP	1-1/2"	---
CGE-200-PP	2"	---
CGE-300-PP	3"	---
CGE-400-PP	4"	---

MALE ADAPTER X MALE NPT TYPE F



35-96X

PART#	SIZE	LIST PRICE
CGF-050-PP	1/2"	---
CGF-075-PP	3/4"	---
CGF-100-PP	1"	---
CGF-125-PP	1-1/4"	---
CGF-150-PP	1-1/2"	---
CGF-200-PP	2"	---
CGF-300-PP	3"	---
CGF-400-PP	4"	---

DUST CAP TYPE DC



CDC
35-97X

PART#	SIZE	LIST PRICE
CDC-050-PP	1/2"	---
CDC-075-PP	3/4"	---
CDC-100-PP	1"	---
CDC-125-PP	1-1/4"	---
CDC-150-PP	1-1/2"	---
CDC-200-PP	2"	---
CDC-300-PP	3"	---
CDC-400-PP	4"	---

DUST PLUG TYPE DP



CDP
35-98X

PART#	SIZE	LIST PRICE
CDP-050-PP	1/2"	---
CDP-075-PP	3/4"	---
CDP-100-PP	1"	---
CDP-125-PP	1-1/4"	---
CDP-150-PP	1-1/2"	---
CDP-200-PP	2"	---
CDP-300-PP	3"	---
CDP-400-PP	4"	---

WARNING: This product can expose you to chemicals, including Nickel, which are known to the State of California to cause cancer.
For more information, visit www.P65Warnings.ca.gov

STAINLESS STEEL CAM AND GROOVE #316

HOSE ACCESSORIES

MALE ADAPTER X FEMALE NPT
TYPE A

CGA
6391X



PART#	SIZE	LIST PRICE
CGA-050-SS1	1/2"	---
CGA-075-SS1	3/4"	---
CGA-100-SS1	1"	---
CGA-125-SS1	1-1/4"	---
CGA-150-SS1	1-1/2"	---
CGA-200-SS1	2"	---
CGA-250-SS1	2-1/2"	---
CGA-300-SS1	3"	---
CGA-400-SS1	4"	---
CGA-600-SS1	6″	---

FEMALE COUPLER X MALE NPT
TYPE B

CGB
6392X



PART#	SIZE	LIST PRICE
CGB-050-SS1	1/2"	---
CGB-075-SS1	3/4"	---
CGB-100-SS1	1"	---
CGB-125-SS1	1-1/4"	---
CGB-150-SS1	1-1/2"	---
CGB-200-SS1	2"	---
CGB-250-SS1	2-1/2"	---
CGB-300-SS1	3"	---
CGB-400-SS1	4"	---

FEMALE COUPLER X HOSE SHANK
TYPE C

CGC
6393X



PART#	SIZE	LIST PRICE
CGC-050-SS1	1/2"	---
CGC-075-SS1	3/4"	---
CGC-100-SS1	1"	---
CGC-125-SS1	1-1/4"	---
CGC-150-SS1	1-1/2"	---
CGC-200-SS1	2"	---
CGC-250-SS1	2-1/2"	---
CGC-300-SS1	3"	---
CGC-400-SS1	4"	---
CGC-600-SS1	6″	---

FEMALE COUPLER X FEMALE NPT
TYPE D

CGD
6394X



PART#	SIZE	LIST PRICE
CGD-050-SS1	1/2"	---
CGD-075-SS1	3/4"	---
CGD-100-SS1	1"	---
CGD-125-SS1	1-1/4"	---
CGD-150-SS1	1-1/2"	---
CGD-200-SS1	2"	---
CGD-250-SS1	2-1/2"	---
CGD-300-SS1	3"	---
CGD-400-SS1	4"	---
CGD-500-SS1	5″	---
CGD-600-SS1	6″	---

WARNING: This product can expose you to chemicals, including Nickel, which are known to the State of California to cause cancer. For more information, visit www.P65Warnings.ca.gov

STAINLESS STEEL CAM AND GROOVE #316

HOSE ACCESSORIES

MALE ADAPTER X HOSE SHANK TYPE E

SA
6395X



PART#	SIZE	LIST PRICE
CGE-050-SS1	1/2"	---
CGE-075-SS1	3/4"	---
CGE-100-SS1	1"	---
CGE-125-SS1	1-1/4"	---
CGE-150-SS1	1-1/2"	---
CGE-200-SS1	2"	---
CGE-300-SS1	3"	---
CGE-400-SS1	4"	---
CGE-600-SS1	6″	---

DUST CAP TYPE DC

6397X



PART#	SIZE	LIST PRICE
CDC-050-SS1	1/2"	---
CDC-075-SS1	3/4"	---
CDC-100-SS1	1"	---
CDC-125-SS1	1-1/4"	---
CDC-150-SS1	1-1/2"	---
CDC-200-SS1	2"	---
CDC-250-SS1	2-1/2"	---
CDC-300-SS1	3"	---
CDC-400-SS1	4"	---
CDC-600-SS1	6″	---

MALE ADAPTER X MALE NPT TYPE F

CGF
6396X



PART#	SIZE	LIST PRICE
CGF-050-SS1	1/2"	---
CGF-075-SS1	3/4"	---
CGF-100-SS1	1"	---
CGF-125-SS1	1-1/4"	---
CGF-150-SS1	1-1/2"	---
CGF-200-SS1	2"	---
CGF-300-SS1	3"	---
CGF-400-SS1	4"	---
CGF-600-SS1	6″	---

DUST PLUG TYPE DP

6398X



PART#	SIZE	LIST PRICE
CDP-100-SS1	1"	---
CDP-125-SS1	1-1/4"	---
CDP-150-SS1	1-1/2"	---
CDP-200-SS1	2"	---
CDP-300-SS1	3"	---
CDP-400-SS1	4"	---

WARNING: This product can expose you to chemicals, including Nickel, which are known to the State of California to cause cancer. For more information, visit www.P65Warnings.ca.gov

BRASS CAM AND GROOVE
HOSE ACCESSORIES

BRASS

MALE ADAPTER X FEMALE NPT
TYPE A

4491X



PART#	SIZE	LIST PRICE
CGA-050-B1	1/2"	---
CGA-075-B1	3/4"	---
CGA-100-B1	1"	---
CGA-125-B1	1-1/4"	---
CGA-150-B1	1-1/2"	---
CGA-200-B1	2"	---
CGA-300-B1	3"	---
CGA-400-B1	4"	---
CGA-600-B1	6″	---

FEMALE COUPLER X MALE NPT
TYPE B

4492X



PART#	SIZE	LIST PRICE
CGB-100-B1	1"	---
CGB-125-B1	1-1/4"	---
CGB-150-B1	1-1/2"	---
CGB-200-B1	2"	---
CGB-250-B1	2-1/2"	---
CGB-300-B1	3"	---
CGB-400-B1	4"	---

FEMALE COUPLER X HOSE SHANK
TYPE C

4493X



PART#	SIZE	LIST PRICE
CGC-050-B1	1/2"	---
CGC-075-B1	3/4"	---
CGC-100-B1	1"	---
CGC-125-B1	1-1/4"	---
CGC-150-B1	1-1/2"	---
CGC-200-B1	2"	---
CGC-250-B1	2-1/2"	---
CGC-300-B1	3"	---
CGC-400-B1	4"	---

FEMALE COUPLER X FEMALE NPT
TYPE D

4494X



PART#	SIZE	LIST PRICE
CGD-050-B1	1/2"	---
CGD-075-B1	3/4"	---
CGD-100-B1	1"	---
CGD-125-B1	1-1/4"	---
CGD-150-B1	1-1/2"	---
CGD-200-B1	2"	---
CGD-300-B1	3"	---
CGD-400-B1	4"	---

WARNING: This product can expose you to chemicals, including Nickel, which are known to the State of California to cause cancer.
For more information, visit www.P65Warnings.ca.gov

MALE ADAPTER X HOSE SHANK TYPE E



4495X

PART#	SIZE	LIST PRICE
CGE-075-B1	3/4"	---
CGE-100-B1	1"	---
CGE-150-B1	1-1/2"	---
CGE-200-B1	2"	---
CGE-300-B1	3"	---
CGE-400-B1	4"	---

DUST CAP TYPE DC



4497X

PART#	SIZE	LIST PRICE
CDC-100-B1	1"	---
CDC-200-B1	2"	---
CDC-300-B1	3"	---
CDC-400-B1	4"	---

MALE ADAPTER X MALE NPT TYPE F



4496X

PART#	SIZE	LIST PRICE
CGF-050-B1	1/2"	---
CGF-075-B1	3/4"	---
CGF-100-B1	1"	---
CGF-150-B1	1-1/2"	---
CGF-200-B1	2"	---
CGF-250-B1	2-1/2"	---
CGF-300-B1	3"	---
CGF-400-B1	4"	---

DUST PLUG TYPE DP



4498X

PART#	SIZE	LIST PRICE
CDP-200-B1	2"	---
CDP-250-B1	2-1/2"	---
CDP-300-B1	3"	---
CDP-400-B1	4"	---

WARNING: This product can expose you to chemicals, including Nickel, which are known to the State of California to cause cancer. For more information, visit www.P65Warnings.ca.gov

CRIMPLOK

SELF LOCKING
CAM & GROOVE



STAINLESS STEEL &
ALUMINUM

UNIVERSAL FITTINGS

CRIMPLOCK KING NIPPLES



CRIMPLOK FERRULES - PLATED STEEL - STAINLESS STEEL ALUMINUM





SOLID DEPENDABLE SAFE

FEATURES AND BENEFITS

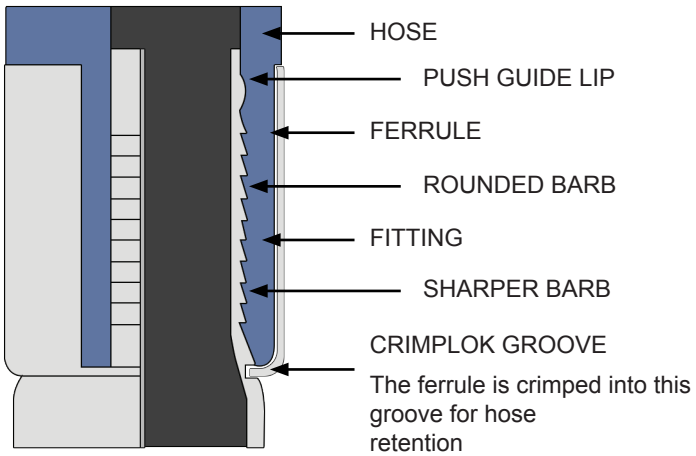

Crimplok is the best way to ensure a perfect hose connection every time!

- All fittings have a Crimplok groove for the ferrule end the Lok into for a strong permanent seal.
- Serrations on the couplings and fittings are not as sharp at the top, but become sharper towards the Crimplok groove.
- The length of the barb and sleeve/ ferrule are matched for a safer, cleaner connection.
- Crimplok connections do not have sharp clamp buckles or edges
- Interchangeable with most market systems

WARNING: This product can expose you to chemicals, including Nickel, which are known to the State of California to cause cancer. For more information, visit www.P65Warnings.ca.gov

ALUMINUM SELF LOCKING CAM & GROOVE

- Automatic Self-Locking Arms Prevent Accidental Disconnection
- Machined multi-serrated shank with interlocking groove
- Aluminum with Brass Self Locking Arms
- 316 Stainless with Investment Cast Self-Locking Arms
- Available in sizes 2" through 6"
- 2" @250 psi 3" & 4" @150 psi 6" @75 psi
- 6" @150 psi 4 arms
- Configurations
  - Dust Cap
  - Part B
  - Part C
  - Part D

Sample item code	Description
CDCSL-XXX-A1	X" DUST CAP ALUMINUM CRIMPLOK SELF LOCKING
CGBSL-XXX-A1	X" PART B ALUMINUM CRIMPLOK SELF LOCKING
CGCSL-XXXCR-A1	X" PART C ALUMINUM CRIMPLOK SELF LOCKING
CGDSL-XXX-A1	X" PART D ALUMINUM PRIMPLOK SELF LOCKING

Designed for use with Buchanan Crimp Sleeves and Interlocking Ferrules

FEMALE COUPLER X MALE NPT TYPE B



CGBSL

PART#	SIZE	LIST PRICE
CGBSL-200-A1	2"	---
CGBSL-300-A1	3"	---
CGBSL-400-A1	4"	---

FEMALE COUPLER X HOSE SHANK TYPE C



CGCSL

PART#	SIZE	LIST PRICE
CGCSL-200CR-A1	2"	---
CGCSL-300CR-A1	3"	---
CGCSL-400CR-A1	4"	---
CGCSL-600CR-A1	6"	---

FEMALE COUPLER X FEMALE NPT TYPE D



CGDSL

PART#	SIZE	LIST PRICE
CGDSL-200-A1	2"	---
CGDSL-300-A1	3"	---
CGDSL-400-A1	4"	---
CGDSL-600-A1	6″	---

DUST CAP TYPE DC



CDCSL

PART#	SIZE	LIST PRICE
CDCSL-200-A1	2"	---
CDCSL-300-A1	3"	---
CDCSL-400-A1	4"	---
CDCSL-600-A1	6″	---

WARNING: This product can expose you to chemicals, including Nickel, which are known to the State of California to cause cancer. For more information, visit www.P65Warnings.ca.gov

STAINLESS STEEL SELF LOCKING CAM & GROOVE

- Automatic Self-Locking Arms Prevent Accidental Disconnection
- Machined multi-serrated shank with interlocking groove
- Aluminum with Brass Self Locking Arms
- 316 Stainless with Investment Cast Self-Locking Arms
- Available in sizes 2" through 6"
- 2" @250 psi 3" & 4" @150 psi 6" @75 psi
- 6" @150 psi 4 arms
- Configurations
  - Dust Cap
  - Part B
  - Part C
  - Part D

Sample item code	Description
CDCL-XXX-SS1	X" DUST CAP STAINLESS CRIMPLOK 316 SELF LOCKING
CGBSL-XXX-SS1	X" PART B STAINLESS CRIMPLOK 316 SELF LOCKING
CGCSL-XXXCR-SS1	X" PART C STAINLESS 316 CRIMPLOK SELF LOCKING
CGDSL-XXX-SS1	X" PART D STAINLESS CRIMPLOK 316 SELF LOCKING

Designed for use with Buchanan Crimp Sleeves and Interlocking Ferrules

FEMALE COUPLER X MALE NPT TYPE B

CGBSL



PART#	SIZE	LIST PRICE
CGBSL-200-SS1	2"	---
CGBSL-300-SS1	3"	---
CGBSL-400-SS1	4"	---

FEMALE COUPLER X HOSE SHANK TYPE C

CGCSL



PART#	SIZE	LIST PRICE
CGCSL-200CR-SS1	2"	---
CGCSL-300CR-SS1	3"	---
CGCSL-400CR-SS1	4"	---

FEMALE COUPLER X FEMALE NPT TYPE D

CGDSL



PART#	SIZE	LIST PRICE
CGDSL-200-SS1	2"	---
CGDSL-300-SS1	3"	---
CGDSL-400-SS1	4"	---
CGDSL-600-SS1	5″	---

DUST CAP TYPE DC

CDCSL



PART#	SIZE	LIST PRICE
CDCSL-200-SS1	2"	---
CDCSL-300-SS1	3"	---
CDCSL-400-SS1	4"	---

WARNING: This product can expose you to chemicals, including Nickel, which are known to the State of California to cause cancer. For more information, visit www.P65Warnings.ca.gov

CRIMPLOK ALUMINUM CAM & GROOVE COUPLINGS

TYPE C



PART#	SIZE	LIST PRICE
CGC-150CR-A1	1-1/2"	---
CGC-200CR-A1	2"	---
CGC-250CR-A1	2-1/2"	---
CGC-300CR-A1	3"	---
CGC-400CR-A1	4"	---
CGC-600CR-A1	6"	---

TYPE E



PART#	SIZE	LIST PRICE
CGE-150CR-A1	1-1/2"	---
CGE-200CR-A1	2"	---
CGE-250CR-A1	2-1/2"	---
CGE-300CR-A1	3"	---
CGE-400CR-A1	4"	---
CGE-600CR-A1	6"	---

Project Information: For use with CRIMPLOK Ferrules CF-XXXXX-SP

CRIMPLOK STAINLESS CAM & GROOVE COUPLINGS

TYPE C



PART#	SIZE	LIST PRICE
CGC-100CR-SS1	1"	---
CGC-150CR-SS1	1-1/2"	---
CGC-200CR-SS1	2"	---
CGC-300CR-SS1	3"	---
CGC-400CR-SS1	4"	---

TYPE E



PART#	SIZE	LIST PRICE
CGE-100CR-SS1	1"	---
CGE-150CR-SS1	1-1/2"	---
CGE-200CR-SS1	2"	---
CGE-300CR-SS1	3"	---
CGE-400CR-SS1	4"	---

Project Information: For use with CRIMPLOK Ferrules CF-XXXXX-SS304

WARNING: This product can expose you to chemicals, including Nickel, which are known to the State of California to cause cancer.
For more information, visit www.P65Warnings.ca.gov

HANDLES, RINGS AND PINS

HOSE ACCESSORIES

QUICKLOK HANDLE FOR SS AND ALUMINUM



PART#	SIZE	
HSK5-200-SS	1-1/2-2"	---
HSK5-300-SS	3-4"	---

INVESTMENT CAST STAINLESS STEEL HANDLE, RING & PIN



PART#	SIZE	
61452	3″ & 4″	---

FORGED BRASS HANDLE - RING & PIN STEEL



PART#	SIZE	
61455	3/4″	---
61451	1-1/4″ - 2-1/2″	---
61453	3″ & 4″	---
61457	6″	---

SAFETY CLIP



PART #	SIZE	
66015	1-1/4" - 2-1/2"	---

HANDLE + PIN + RING BRASS

GASKETS

CAMLOCK GASKET EPDM



PART#	SIZE	
CG-200-EPDM	2″	---
CG-300-EPDM	3″	---

CAMLOCK GASKET VITON



PART#	SIZE	
CG-100-VI	1	---
CG-200-VI	2	---
CG-300-VI	3	---
CG-400-VI	4	---

CAMLOCK GASKET NBR



PART#	SIZE	
CG-075-NBR	3/4	---
CG-100-NBR	1	---
CG-125-NBR	1-1/4	---
CG-150-NBR	1-1/2	---
CG-200-NBR	2	---
CG-250-NBR	2-1/2	---
CG-300-NBR	3	---
CG-400-NBR	4	---
CG-600-NBR	6	---
CG-800-NBR	8	---

BUNA-N GASKET



PART#	SIZE	
BG50	1/2″	---
BG75	3/4″	---
BG100	1″	---
BG125	1-1/4"	---
BG150	1-1/2″	---
BG200	2″	---
BG250	2-1/2″	---
BG300	3″	---
BG400	4″	---
BG600	6″	---

WARNING: This product can expose you to chemicals, including Nickel, which are known to the State of California to cause cancer.
For more information, visit www.P65Warnings.ca.gov

COMBINATION NIPPLES

HOSE BARB X MALE PIPE

STEEL HOSE NIPPLES



CNT-XXX-S • BLACK

(BARB X MALE PIPE)

PART #	HOSE SIZE	LIST PRICE
CNT-050-S	1/2"	---
CNT-075-S	3/4"	---
CNT-100-S	1"	---
CNT-125-S	1-1/4"	---
CNT-150-S	1-1/2"	---
CNT-200-S	2"	---
CNT-250-S	2-1/2"	---
CNT-300-S	3"	---
CNT-400-S	4"	---
CNT-600-S	6"	---

1/2-2" KNURLED || 2-12/ -12" NON-KNURLED

COMBINATION NIPPLE 316 STAINLESS



CNT-XXX-SS316

PART #	SIZE	LIST PRICE
CNT-050-SS316	1/2"	---
CNT-075-SS316	3/4"	---
CNT-100-SS316	1"	---
CNT-125-SS316	1-1/4"	---
CNT-150-SS316	1-1/2"	---
CNT-200-SS316	2"	---
CNT-250-SS316	2-1/2"	---
CNT-300-SS316	3"	---
CNT-400-SS316	4"	---

ZINC PLATED STEEL



CNT-XXX-SP

PART #	SIZE	LIST PRICE
CNT-050-SP	1/2"	---
CNT-075-SP	3/4"	---
CNT-100-SP	1"	---
CNT-125-SP	1-1/4"	---
CNT-150-SP	1-1/2"	---
CNT-200-SP	2"	---
CNT-250-SP	2-1/2"	---
CNT-300-SP	3"	---
CNT-400-SP	4"	---
CNT-500-SP	5"	---
CNT-600-SP	6"	---
CNT-800-SP	8"	---

ZINC PLATED STEEL EXPANDER & REDUCER



EXP
RED

HOSE X MIP

PART #	SIZE	LIST PRICE
973862	3/4 x 1	---
973884	1 x 3/4	---
973863	1 x 1-1/4	---
973885	1-1/4 x 1	---
973886	1-1/4 x 1-1/2	---
973887	1-1/2 x 1-1/4	---
973864	1-1/2 x 2	---
973888	2 x 1-1/2	---
973859	2 x 2-1/2	---
973869	2-1/2 x 2	---
973865	2-1/2 x 3	---
973868	3 x 2-1/2	---

WARNING: This product can expose you to chemicals, including Nickel, which are known to the State of California to cause cancer. For more information, visit www.P65Warnings.ca.gov

COMBINATION NIPPLES HOSE BARB X MALE PIPE

BRASS



CNT-XXX-B • LEAD FREE

PART #	SIZE	LIST PRICE
CNT-075-B	3/4"	---
CNT-100-B	1"	---
CNT-125-B	1-1/4"	---
CNT-150-B	1-1/2"	---
CNT-200-B	2"	---
CNT-250-B	2-1/2"	---
CNT-300-B	3"	---

ALUMINUM



CNT-XXX-A

PART #	SIZE	LIST PRICE
CNT-050-A	1/2"	---
CNT-075-A	3/4"	---
CNT-100-A	1"	---
CNT-125-A	1-1/4"	---
CNT-150-A	1-1/2"	---
CNT-200-A	2"	---
CNT-250-A	2-1/2"	---
CNT-300-A	3"	---
CNT-400-A	4"	---

VICTAULIC GROOVED COMBINATION NIPPLES

COMBINATION NIPPLE PLAIN STEEL VICTAULIC GROOVED



CNG-S

PART #	HOSE SIZE	LIST PRICE
CNG-200-S	2"	---
CNG-300-S	3"	---
CNG-400-S	4"	---
CNG-600-S	6"	---

COMBINATION NIPPLE PLATED VICTAULIC GROOVED



PART#	SIZE	LIST PRICE
CNG-200-SP	2"	---
CNG-300-SP	3"	---
CNG-400-SP	4"	---
CNG-600-SP	6"	---

WARNING: This product can expose you to chemicals, including Nickel, which are known to the State of California to cause cancer. For more information, visit www.P65Warnings.ca.gov

CRIMPLOK CRIMP UNIVERSAL FITTINGS



PART#	SIZE	MAX OPERATING PSI 70F	LIST PRICE
HE-050CF-SP	1/2	150	---
HE-075CF-SP	3/4	150	---
HE-075CR-SP	3/4	150	---
HE-100CF-SP	1	150	---
HE-100CR-SP	1	150	---
HE-101CF-SP	1	150	----

HIGH PRESSURE FEMALE STEM



PART#	SIZE	LIST PRICE
GJS-125CR-DP	1-1/4	----
GJS-150CR-DP	1-1/2	----
GJS-200CR-DP	2	----
GJS-250CR-DP	2-1/2	----
GJS-300CR-DP	3	----
GJS-400CR-SP	4	----

HIGH PRESSURE MALE STEM



PART#	SIZE	LIST PRICE
GJM-125CR-DP	1-1/4	----
GJM-150CR-DP	1-1/2	----
GJM-200CR-DP	2	----
GJM-250CR-DP	2-1/2	----
GJM-300CR-DP	3	----
GJM-400CR-SP	4	----

WARNING: This product can expose you to chemicals, including Nickel, which are known to the State of California to cause cancer. For more information, visit www.P65Warnings.ca.gov

CRIMPLOK KING NIPPLES

HOSE ACCESSORIES

CRIMPLOK CRIMP COMBINATION NIPPLES PLATED STEEL



PART#	SIZE	LIST PRICE
CNT-100CR-SP	1"	---
CNT-125CR-SP	1-1/4"	---
CNT-150CR-SP	1-1/2"	---
CNT-200CR-SP	2"	---
CNT-250CR-SP	2-1/2"	---
CNT-300CR-SP	3"	---
CNT-400CR-SP	4"	---
CNT-600CR-SP	6"	---

Project Information: For use with
CRIMPLOK Ferrules CF-XXXXX-SP

CRIMPLOK CRIMP COMBINATION NIPPLES STAINLESS



PART#	SIZE	LIST PRICE
CNT-100CR-SS316	1"	---
CNT-125CR-SS316	1-1/4"	---
CNT-150CR-SS316	1-1/2"	---
CNT-200CR-SS316	2"	---
CNT-250CR-SS316	2-1/2"	---
CNT-300CR-SS316	3"	---
CNT-400CR-SS316	4"	---
CNT-600CR-SS316	6"	---

Project Information: For use with
CRIMPLOK Ferrules CF-XXXXX-SS304

CRIMPLOK COMBINATION NIPPLE PLATED LONG NPT



PART#	SIZE	LIST PRICE
CNL-200CR-SP	2"	---
CNL-250CR-SP	2-1/2"	---
CNL-300CR-SP	3"	---
CNL-400CR-SP	4"	---

Project Information: For use with
CRIMPLOK Long Ferrules CF-XXXXXL-SP

CRIMPLOK HD COMBINATION NIPPLE PLATED



PART#	SIZE	LIST PRICE
CNT-400CS-SP	4"	---
CNT-600CS-SP	6"	---
CNT-800CS-SP	8"	---

Project Information: For use with
CRIMPLOK Sleeves CSL-XXXXX-SP

CRIMPLOK HD COMBINATION NIPPLE UNPLATED



PART#	SIZE	LIST PRICE
CNT-400CS-S	4"	---
CNT-600CS-S	6"	---
CNT-800CS-S	8"	---

Project Information: For use with
CRIMPLOK Sleeves CSL-XXXXX-SP

CRIMPLOK HD COMBINATION NIPPLE VICTAULIC PLATED



PART#	SIZE	LIST PRICE
CNG-400CS-SP	4"	---
CNG-600CS-SP	6"	---
CNG-800CS-SP	8"	---

Project Information: For use with
CRIMPLOK Sleeves CSL-XXXXX-SP

CRIMPLOK HD COMBINATION NIPPLE VICTAULIC UNPLATED



PART#	SIZE	LIST PRICE
CNG-400CS-S	4"	---
CNG-600CS-S	6"	---
CNG-800CS-S	8"	---

Project Information: For use with
CRIMPLOK Sleeves CSL-XXXXX-SP

WARNING: This product can expose you to chemicals, including Nickel, which are known to the State of California to cause cancer.
For more information, visit www.P65Warnings.ca.gov

CRIMPLOK CRIMP VICTAULIC COMBINATION NIPPLES PLATED STEEL



PART#	SIZE	LIST PRICE
CNG-200CR-SP	2"	---
CNG-300CR-SP	3"	---
CNG-400CR-SP	4"	---
CNG-600CR-SP	6"	---

Project Information: For use with
CRIMPLOK Ferrules CF-XXXXX-SP

CRIMPLOK CRIMP VICTAULIC COMBINATION NIPPLES STAINLESS



PART#	SIZE	LIST PRICE
CNG-200CR-SS316	2"	---
CNG-250CR-SS316	2-1/2"	---
CNG-300CR-SS316	3"	---
CNG-400CR-SS316	4"	---

Project Information: For use with
CRIMPLOK Ferrules CF-XXXXX-SS304

CRIMPLOK FIXED FLANGE NIPPLE STEEL 125 - 150#



PART#	SIZE	LIST PRICE
CNFL-200CR-S	2"	---
CNFL-300CR-S	3"	---
CNFL-400CR-S	4"	---
CNFL-600CR-S	6"	---

Project Information: For use with
CRIMPLOK Ferrules CF-XXXXX-SP
Stainless Steel available - add S316 to part #

CRIMPLOK CRIMP TURNBACK COMBINATION NIPPLES STEEL



PART#	SIZE	LIST PRICE
CNTB-200CR-S	2"	---
CNTB-300CR-S	3"	---
CNTB-400CR-S	4"	---
CNTB-600CR-S	6"	---

Project Information: For use with
CRIMPLOK Ferrules CF-XXXXX-SP

CRIMPLOK CRIMP TURN BACK NIPPLES STAINLESS



PART#	SIZE	LIST PRICE
CNTB-200CR-SS316	2"	---
CNTB-300CR-SS316	3"	---
CNTB-400CR-SS316	4"	---
CNTB-600CR-SS316	6"	---

Project Information: For use with
CRIMPLOK Ferrules CF-XXXXX-SS304

CRIMPLOK CRIMP SQUARE CUT COMBINATION NIPPLES UNPLATED



PART#	SIZE	LIST PRICE
CNSC-300CR-SP	3"	---
CNSC-400CR-SP	4"	---

Project Information: For use with
CRIMPLOK Ferrules CF-XXXXX-SP

CRIMPLOK FIXED FLANGE NIPPLE STAINLESS STEEL 125 - 150#



PART#	SIZE	LIST PRICE
CNFL-200CR-SS316	2"	---
CNFL-300CR-SS316	3"	---
CNFL-400CR-SS316	4"	---
CNFL-600CR-SS316	6"	---

Project Information: For use with
CRIMPLOK Ferrules CF-XXXXX-SP

WARNING: This product can expose you to chemicals, including Nickel, which are known to the State of California to cause cancer.
For more information, visit www.P65Warnings.ca.gov

HOSE MENDERS

MENDER PLAIN STEEL

HM-S



PART #	HOSE SIZE	LIST PRICE
HM-050-S	1/2"	---
HM-075-S	3/4"	---
HM-100-S	1"	---
HM-125-S	1-1/4"	---
HM-150-S	1-1/2"	---
HM-200-S	2"	---
HM-300-S	3"	---
HM-600-S	6"	---

316 STAINLESS STEEL HOSE MENDER



PART #	SIZE	LIST PRICE
HE-050-SS	1/2"	---
HE-075-SS	3/4"	---
HE-100-SS	1"	---
HE-125-SS	1-1/4"	---
HE-150-SS	1-1/2"	---
HE-200-SS	2"	---
HE-250-SS	2-1/2"	----
HE-300-SS	3"	----
HE-400-SS	4"	----

MENDER PLATED STEEL



PART #	SIZE	LIST PRICE
HM-038-SP	3/8"	---
HM-050-SP	1/2"	---
HM-063-SP	5/8"	---
HM-075-SP	3/4"	---
HM-100-SP	1"	---
HM-125-SP	1-1/4"	---
HM-150-SP	1-1/2"	---
HM-200-SP	2"	---
HM-250-SP	2-1/2"	---
HM-300-SP	3"	---
HM-400-SP	4"	---
HM-600-SP	6"	---

BRASS HOSE MENDER



• LEAD FREE

PART #	SIZE	LIST PRICE
73983	3/4"	---
73984	1"	---

WARNING: This product can expose you to chemicals, including Nickel, which are known to the State of California to cause cancer. For more information, visit www.P65Warnings.ca.gov

UNIVERSAL COUPLING

MALE NPT ENDS

• Twist claw/ universal/ chicago



• Malleable iron
• ISO PSI

ME-XXX-SP

Safety clip included

PART #	SIZE	LIST PRICE
ME-025-SP	1/4	---
ME-038-SP	3/8"	---
ME-050-SP	1/2"	---
ME-075-SP	3/4"	---
ME-100-SP	1"	---

WASHER



PART #	LIST PRICE
66000	---

FEMALE NPT ENDS



Safety clip included

PART #	SIZE	LIST PRICE
FE-025-SP	1/4"	---
FE-038-SP	3/8"	---
FE-050-SP	1/2"	---
FE-075-SP	3/4"	---
FE-100-SP	1"	---
FE-125-SP	1-1/4"	---
FE-150-SP	1-1/2"	---
FE-200-SP	2"	---

HOSE END



SEE CRIMPLOK SECTION

HE-XXX-SP

Safety clip included

PART #	SIZE	LIST PRICE
HE-038-SP	3/8"	---
HE-050-SP	1/2"	---
HE-075-SP	3/4"	---
HE-100-SP	1"	---

TRIPLE CONNECTIONS



UW-300-SP

PART #	LIST PRICE
UW-300-SP	---

UNIVERSAL BLANK END



ISO PSI

PART #	SIZE	LIST PRICE
BE-300-SP		---

WARNING: This product can expose you to chemicals, including Nickel, which are known to the State of California to cause cancer. For more information, visit www.P65Warnings.ca.gov

GROUND JOINT COUPLINGS/ ALUMINUM SHORT SHANKS

HOSE ACCESSORIES

2 BOLT HIGH PRESSURE CLAMP



PART #	HOSE ID	CLAMP RANGE	MAX BOLT TORQUE	LIST PRICE
BC2-075A-DP	3/4"	1-5/32"-1-9/32"	21FT LBS	---
BC2-075C-DP	3/4"	1-5/16"-1-1/2"	21FT LBS	---

4 BOLT HIGH PRESSURE CLAMP



PART #	HOSE ID	CLAMP RANGE	MAX BOLT TORQUE	LIST PRICE
BC4-100B-DP	1"	1.53-1.72	21FT LBS	---
BC4-125-DP	1-1/4"	2.06-2.25	40FT LBS	---
BC4-200A-DP	2"	2-11/32"-2-17/32"	60FT LBS	---
BC4-200-DP	2-1/2"	3-3/32"-3-7/16"	60FT LBS	---

HIGH PRESSURE MALE STEM



PART #	LIST	SIZE	PART #	LIST PRICE
73043		1/2	GJM-050-SP	---
73044		3/4	GJM-075-SP	---
73045		1	GJM-100-SP	---
73046		1-1/4	GJM-125-DP	---

SHORT SHANK ALUMINUM SET NPS



PART #	SIZE	LIST PRICE
PL-200-AD	2	---
PL-300-AD	3	---

FEMALE END

PART #	SIZE	LIST PRICE
PF-200-AD	2	---
PF-300-AD	3	---

MALE END

PART #	SIZE	LIST PRICE
PM-200-A	2	---
PM-300-A	3	---

WARNING: This product can expose you to chemicals, including Nickel, which are known to the State of California to cause cancer. For more information, visit www.P65Warnings.ca.gov

LARGE SAFETYCHECK FOR HOSE/ HOSE AND HOSE/TOOL



HOSE TO HOSE

PART #	SIZE	LIST PRICE
WHIP-L	1-1/2" HOSE, 37" LONG	---
WHIP-S	1/2-1-1/4" HOSE 22" LONG	---

FOOT VALVE



PART #	SIZE	LIST PRICE
FV-200-DP	2	---
FV-300-DP	3	---
FV-400-DP	4	---
FV-600-DP	6	---

STRAINER ROUND HOLE



PART #	SIZE	LIST PRICE
SR-200-SP	2	---
SR-250-SP	2-1/2	---
SR-300-SP	3	---
SR-400-SP	4	---
SR-600-SP	6	---
SR-800-SP	8	---

STRAINER ROUND HOLE LONG THIN



PART #	SIZE	LIST PRICE
SL-200-SP	2	---
SL-300-SP	3	---

STRAINER BOTTOM HOLE



PART #	SIZE	STRAINER HOSE SIZE	LIST PRICE
SB-200-SP	2		---
SB-300-SP	3		---

STRAINER STRAINER BOTTOM HOLE



PART #	SIZE	LIST PRICE
SCR-300-SS304	3	---
SCR-400-SS304	4	---

PLASTIC FOG NOZZLE GHT



PART #	SIZE	LIST PRICE
FN-075	3/4	---

PLASTIC FOG NOZZLE NPS



PART #	SIZE	LIST PRICE
FN-100	1	---
FN-150	1-1/2	---
FN-200	2	---

GREEN ABS FOG NOZZLE GHT



PART #	SIZE	LIST PRICE
FN-075G	3/4	---

WARNING: This product can expose you to chemicals, including Nickel, which are known to the State of California to cause cancer. For more information, visit www.P65Warnings.ca.gov

FIRE HOSE FITTINGS

HYDRANT ADAPTERS - BRASS



PART #	DESCRIPTION	LIST PRICE
444011	1-1/2" NST x 3/4" GHT	---
444000	2-1/2" NST x 3/4" GHT	---
444001	2-1/2" NST x 3/4" NPT	---
444002	2-1/2" NST x 1" NPT	---
444005	2-1/2" NST x 1-1/2" NPT	---
444007	2-1/2" NST x 2" NPSH	---
444008	2-1/2" NST x 2" NPT	---
444006	2-1/2" NST x 1-1/2" NST	---

FEMALE TO MALE HEX ADAPTER - BRASS



PART #	FEMALE X MALE	LIST PRICE
444021	1-1/2" NST x 1-1/2" NPSH	---
444023	1-1/2" NPT x 1-1/2" NPSH	---
444020	1-1/2" NST x 1-1/2" NPT	---
444318	2 NPT x 2-1/2" NST	---
444026	2-1/2" NST x 2-1/2" NPT	

CAP - BRASS



PART #	DESCRIPTION	LIST PRICE
444060	1-1/2" NST	---
444062	2-1/2" NST	---

DOUBLE MALE HEX NIPPLE - BRASS



PART #	DESCRIPTION	LIST PRICE
444042	1-1/2" NPT x 1-1/2" NPSH	---
444040	1-1/2" NPT x 1-1/2" NST	---
444048	2" NPT x 2-1/2" NST	---
444045	2-1/2" NPT x 2-1/2" NST	---
444049	3" NPT x 2-1/2" NST	---

MALE SWIVEL ADAPTER - BRASS W/ LUGS



PART #	DESCRIPTION FEMALE X MALE	LIST PRICE
444111	2-1/2" NST x 2" NPT	---
444112	2-1/2" NST x 2-1/2" NPT	---
444113	2-1/2" NST x 3" NPT	---

BRASS NOZZLE



PART #	PIPE	LIST PRICE
HN-075-B	3/4"	---
HN-100-B	1"	---
HN-125-B	1-1/4"	---
HN-250-B	2-1/2"	---

WARNING: This product can expose you to chemicals, including Nickel, which are known to the State of California to cause cancer. For more information, visit www.P65Warnings.ca.gov

HAMMER UNIONS

FIG 100

Economical and for use in water, oil and gas low pressure applications up to 1,000 PSI CWP. Color coded with Yellow subs and Black nut.



PART#	SIZE	
HAM100-200-SET	2"	----
HAM100-300-SET	3"	----
HAM100-400-SET	4"	----
HAM100-600-SET	6"	----
HAM100-800-SET	8"	----
HAM100-1000-SET	10"	----

FIG 200/ 206

Medium pressure for use in water, oil and gas applications up to 2,000 PSI CWP. Color coded with Grey subs and Blue Nut. The O-Ring in the Male Sub of the FIG206 spec provides greater sealing and protects metal-to-metal seal aganst corrosion.



PART# FIG 200	SIZE	
HAM200-100-SET	1"	----
HAM200-200-SET	2"	----
HAM200-300-SET	3"	----
HAM200-400-SET	4"	----
HAM200-500-SET	5"	----
PART# FIG 206		
HAM206-200-SET	2"	----
HAM206-300-SET	3"	----
HAM206-400-SET	4"	----
HAM206-500-SET	5"	----
HAM206-600-SET	6"	----
HAM206-800-SET	8"	----

CRIMPLOK HAMMER UNIONS

HAMMER UNION

Our hose barb union is constructed of high quality forged steel. The integral hose shank is featured on both the male and female subs. Both time and money is saved by combining the unions with the integral shanks. No more welding hammer unions to combination nipples. Fig100 (black nut) configurations for dewatering applications and fig 200/206 (blue nut) configurations for Frac and Steam applications where a gasket seal is preferred. The union end connection is interchangeable with all major hammer union manufacturers products



PART#	SIZE	
HAM206-400CR-SET	4"	----
HAM206-400CR-FEMALE	4"	----
HAM206-400CR-MALE	4"	----
HAM206-NUT	4"	----



PART#	SIZE	
HAM100-400CR-SET	4"	----
HAM100-600CR-SET	6"	----
HAM100-600CR-FEMALE	6"	----
HAM100-600CR-MALE	6"	----
HAM100-600-NUT	6"	----

WARNING: This product can expose you to chemicals, including Nickel, which are known to the State of California to cause cancer. For more information, visit www.P65Warnings.ca.gov

BUCHANAN HOSE



HOSE INFORMATION
HOSE ACCESSORIES

PRODUCT	DESCRIPTION	APPLICATION	PRESSURE	SIZES	TEMPERATURE
Air Hoses *- Also Available: Montana, Hi-Temp Steelflex Air, Oroflex Air, Oroflex 20, Duraflex 20 & Hot Air Blower*					
 **Super Service Air**	Yellow cut and abrasion resistant cover with blue stripe. Tube is oil resistant synthetic rubber.	A superior quality mining, construction and industrial hose.	400 PSI	1/2" - 4"	-35ºC to +80ºC -30ºF to +180ºF
 **Contractors Air**	Yellow cut and abrasion resistant rubber cover with oil mist resistant synthetic rubber tube.	For mining, construction, and industrial use.	250 - 300 PSI	1/2" - 4"	-35ºC to +80ºC -30ºF to +180ºF
 **Steelflex Air**	Yellow cut and abrasion resistant cover with red stripe. Tube is oil resistant synthetic rubber.	High pressure steel reinforced air service for mining, construction and industrial use. More resistant to external abuse than textile air hose. Mandrel built.	400 - 1000 PSI	1/2" - 4"	-35ºC to +80ºC -30ºF to +180ºF
 **Jackhammer**	Smooth Yellow cut and abrasion resistant rubber cover with oil mist resistant synthetic rubber tube.	An economical air hose for jackhammer and other uses on construction sites. Also for general industrial use.	300 PSI	3/4"	-35ºC to +80ºC -30ºF to +180ºF
General Purpose *- Also Available: General Purpose, Urethane General Purpose & Self Storing Air*					
 **Premium General Purpose - Non Conductive**	Red, oil, grease,weather and abrasion resistant nitrile/pvc cover with nitrile tube.	A premium quality long length hose for petroleum based fluids, lubricating oils, air, hot water and some chemical solutions.	250 - 300 PSI	1/4" - 1 1/2"	-32ºC to +85ºC -25ºF to +185ºF
 **EPDM General Purpose**	Smooth red abrasion and weather resistant EPDM synthetic rubber tube and cover.	Air, water, agricultural spray solutions, and other dilute chemicals. Excellent resistance to heat and weathering. Also resists animal fats, vegetable oils and Methyl Ethyl Ketone.	150 - 250 PSI	1/4" - 2"	-30ºC to +93ºC -20ºF to +200ºF
 **Clear Reinforced PVC**	Clear smooth PVC.	An economical FDA quality hose for handling air, water, oil, mild chemicals, and alkalis. Clear wall allows visual inspection of product. 3A/USDA/NSF-51 Compliant.	65 - 250 PSI	3/16" - 2"	-5ºC to +65ºC +25ºF to +150ºF
 **Push On**	Black, Grey, Red, Blue, or Yellow oil, weather and abrasion resistant nitrile/pvc cover with nitrile tube.	Transmission of most petroleum-based hydraulic fluids, mineral oil, diesel fuel, engine coolant solutions, agricultural sprays and a wide range of chemical solutions.	250 - 300 PSI	1/4" - 3/4"	-32ºC to +80ºC -25ºF to +180ºF
 **Arctic General Purpose**	Blue weather and oil resistant synthetic rubber specially compounded for arctic service featuring a static wire.	A premium general purpose hose for conveying air, water, petroleum products and some chemicals under arctic conditions.	300 PSI	1/2" - 2"	-54ºC to +65ºC -65ºF to +150ºF
Water Discharge *- Also Available: H.D Water Discharge, Garden Hose, High Pressure Water Discharge, Papermill, Packers Washdown, White Sanitary & Single Jacket Industrial Mill*					
 **Oroflex 10 Layflat**	Black abrasion, weather and oil resistant nitrile rubber cover with oil resistant nitrile rubber tube.	A lightweight high pressure, extremely strong hose for general water and oil discharge, and for some chemicals.	150 - 200 PSI	1 1/2" - 8"	-20ºC to +80ºC 0ºF to +180ºF
 **Duraflex - Rubber Layflat**	Black abrasion, weather and oil resistant nitrile rubber.	This is a lightweight high pressure, extremely strong hose for general water discharge service. Ideal for rental service where long life and competitive pricing is paramount. Its compact characteristics make this an ideal hose for use with portable pumps. Especially suited for pumping oily contaminated water.	150 - 200 PSI	2" - 6"	-20ºC to +80ºC 0ºF to +180ºF
 **Pressure Washer**	Smooth cover blue and black (also wrapped version) oil resistant synthetic rubber cover. One high tensile steel braid with oil resistant synthetic rubber tube.	Extremely flexible, compact hose for use on pressure washers with working pressures up to 3000 psi. Available in 4500 psi, 250ºF.	3000 PSI	3/8"	-29ºC to +100ºC -20ºF to +212ºF

HOSE INFORMATION
HOSE ACCESSORIES

PRODUCT	DESCRIPTION	APPLICATION	PRESSURE	SIZES	TEMPERATURE
Water Discharge - *Also Available: H.D Water Discharge, Garden Hose, High Pressure Water Discharge, Papermill, Packers Washdown & White Sanitary*					
 **PVC Layflat**	Blue, Brown or Green PVC impregnation.	Light (Blue) to Heavy (Brown and Green) duty layflat hose for portable pump and irrigation use.	30 - 150 PSI	3/4" - 12"	-10ºC to +60ºC +15ºF to +140ºF
 **Contractors and Contractors Plus Water Discharge**	Black abrasion and weather resistant synthetic rubber cover with synthetic rubber tube.	A lightweight water discharge hose which is ideal for use with portable pumps, and general water discharge service.	75 - 100 PSI	1 1/4" - 12"	-35ºC to +80ºC -30ºF to +180ºF
 **Contractors Water Discharge - Industrial Garden Hose**	Black abrasion and weather resistant synthetic rubber cover with synthetic rubber tube.	For use on construction sites and general water service.	150 - 300PSI	1/2" - 1"	-35ºC to +80ºC -30ºF to +180ºF
Water Suction - *Also Available: EPDM Aggie Water S & D*					
 **Superflex**	A hose constructed with extra soft PVC, a feature that ensures greater flexibility and ease of handling at very low temperatures. Also available with static wire.	Can be used for light oil, grease and animal fat suction. It can also be used in more general applications where great flexibility is required at very low temperatures.	35 - 70 PSI 29" HG	2" - 6"	-40ºC to +60ºC -40ºF to +140ºF
 **Rubber Water S & D**	Black smooth abrasion and weather resistant synthetic rubber.	A heavy duty wire reinforced rubber suction hose for construction, quarries and general use.	50 - 200 PSI 29" HG	3/4" - 12"	-30ºC to +80ºC -22ºF to +180ºF
 **Saturn Water S & D**	Clear abrasion and weather resistant extra soft low temperature PVC with blue helix	An economical, flexible hose for construction pumps, septic tank & marine pump-out service. Resistant to some chemicals, mild acids & alkalis. Consult us for recommendations. Soft low temperature compounds allow for increased flexibility.	25 - 45 PSI 29" HG	3/4" - 6"	-40ºC to +65ºC -40ºF to +150ºF
 **Saturn Green PVC Water S & D**	Clear abrasion and weather resistant PVC.	An economical, flexible hose for construction pumps, septic tank & marine pump-out service. Resistant to some chemicals, mild acids & alkalis. Consult us for recommendations.	25 - 90 PSI 28 - 29" HG	3/4" - 8"	-20ºC to +65ºC -5ºF to +150ºF
 **Saturn Low Temperature PVC Water S & D**	Clear abrasion and weather resistant extra soft PVC.	An economical, flexible hose for construction pumps, septic tank & marine pump-out service. Resistant to some chemicals, mild acids & alkalis. Consult us for recommendations. Specially formulated compounds allow for increased flexibility at low temperatures.	35 - 90 PSI 29" HG	3/4" - 6"	-40ºC to +65ºC -40ºF to +150ºF
 **Saturn Grey PVC Water S & D**	Clear abrasion and weather resistant PVC.	An economical, flexible hose for construction pumps, septic tank & irrigation lines. Resistant to some chemicals, mild acids & alkalis. Consult us for recommendations.	15 - 45 PSI 26 - 29" HG	1" - 12"	-40ºC to +65ºC -40ºF to +150ºF
 **Textile Reinforced S & D**	Clear abrasion and weather resistant PVC with high tensile synthetic yarn reinforcement.	Good for both suction and discharge applications, this heavy duty hose can be used for rental/construction pumping as well as fish suction hose.	40 - 110 PSI 28 - 29" HG	2" - 10"	-23ºC to +65ºC -10ºF to +150ºF
 **Saturn White PVC Water Suction and Discharge Hose**	Clear abrasion and weather resistant PVC with white helix.	An economical, flexible hose for construction pumps, septic tank & marine pump-out service. Can also be used in air seeder applications.	35 - 90 PSI	3/4" - 8"	-20ºC to +65ºC -4ºF to +150ºF

HOSE INFORMATION
HOSE ACCESSORIES

PRODUCT	DESCRIPTION	APPLICATION	PRESSURE	SIZES	TEMPERATURE
Water Suction *- Also Available: EPDM Aggie Water S & D*					
 **EPDM Water Suction**	Green polypropylene and Black EPDM.	Agricultural suction, general industrial use where high working pressures are not required.	22 - 50 PSI 29" HG	1 1/2" - 6"	-40ºC to +60ºC -40ºF to +140ºF
Steam *- Also Available: Textile Steam*					
 **Steam 250**	Red, heat, weather and abrasion resistant EPDM synthetic rubber tube and cover.	An extremely flexible steel reinforced hose for use with saturated steam at pressures to 250 PSI.	250 PSI	1/2" - 3"	-40ºC to +210ºC -40ºF to +406ºF
 **CB Steam 250**	Red abrasion resistant EPDM cover with Chlorobutyl synthetic rubber tube.	An extremely flexible steel reinforced hose for use with saturated steam at pressures to 250 PSI.Chlorobutyl tube has a low permeation factor resulting in resistance to popcorning of tube.	250 PSI	1/2" - 2"	-40ºC to +210ºC -40ºF to +406ºF
Petroleum *- Also Available: Agricultural Farm Tank, Tank Truck Drop, SAE100R4, W187 Vapour Recovery & Hot Tar & Asphalt*					
 **Tank Truck**	Black, abrasion, gasoline and oil resistant synthetic rubber with blue stripe.	An all purpose petroleum suction and discharge hose for use with gasoline, kerosene, diesel, oil suspensions and emulsions. May also be used as hydraulic return line and suction.	150 PSI 29" HG	3/4" - 6"	-35ºC to +93ºC -30ºF to +200ºF
 **Super Black 250**	Black, abrasion, gasoline and oil resistant synthetic rubber with blue stripe and pressure.	An all purpose petroleum suction and discharge hose for use with gasoline, kerosene, diesel, oil suspensions and emulsions up to 250 PSI. May also be used as hydraulic return line and suction.	250 PSI	2" - 6"	-35ºC to +93ºC -30ºF to +200ºF
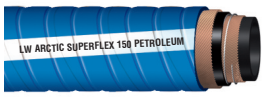 **LW Arctic Superflex 150 Petroleum**	Blue weather and oil resistant synthetic rubber specially compounded for arctic service. Corrugated with white stripe.	Specially designed to remain flexible while handling a wide range of petroleum products, including gasoline and diesel under arctic conditions.	150 PSI	1 1/2" - 6"	-54ºC to +90ºC -65ºF to +195ºF
 **H.O.T Oil Tank Truck**	Black, abrasion and oil resistant synthetic rubber with red stripe.	Specially designed for conveying hot oil and/or Glycol at temperatures up to 120ºC (250ºF).	150 PSI	2" - 4"	up to +120ºC 250ºF
 **LW Petroleum Tank 150**	Black, abrasion, gasoline and oil resistant synthetic rubber with green stripe.	An all purpose lightweight and flexible petroleum suction and discharge hose for use with gasoline, kerosene, diesel, oil suspensions and emulsions. May also be used as hydraulic return line and suction.	150 PSI	2" - 6"	-40ºC to +93ºC -40ºF to +200ºF
 **Petroleum Discharge**	Red, heat, oil and weather resistant Neoprene cover with nitrile tube.	For handling a wide range of petroleum products, including gasoline, as well as a number of chemical solutions.	150 - 200 PSI	3/4" - 4"	-35ºC to +88ºC -30ºF to +190ºF
 **Petroleum Discharge 250**	Black, heat, oil and weather resistant Neoprene.	For handling a wide range of petroleum products, including gasoline, as well as a number of chemical solutions.	250 PSI	2" - 6"	-35ºC to +88ºC -30ºF to +190ºF
 **Petroleum Drop Hose**	Orange PVC helix with high tensile synthetic yarn reinforcement and built in static wire.	For use as a tank truck gravity drop hose. Also for use with oil, fuel and grease transfer, oil slurry, hydrocarbons and animal fat handling. Features an external helix that protects the hose cover as well as enabling the hose to slide over rough surface.	65 - 70 PSI 28" HG	2" - 4"	-29ºC to +65ºC -20ºF to +150ºF

HOSE INFORMATION
HOSE ACCESSORIES

PRODUCT	DESCRIPTION	APPLICATION	PRESSURE	SIZES	TEMPERATURE
Petroleum - *Also Available: Agricultural Farm Tank, Tank Truck Drop, SAE100R4, W187 Vapour Recovery & Hot Tar & Asphalt*					
 **Urethane Bio-Drop Fuel Hose**	Green PVC Helix with polyurethane cover. BDROP is clear wall for flow visibility and BDROPB is black with added UV resistance.	For use as a tank truck gravity drop hose with biofuel, gasoline, diesel and ethanol. Lightweight and flexible with exposed pvc helix making it very user friendly.	65 PSI	3" - 4"	-40ºC to +65ºC -40ºF to +150ºF
 **Vapour Thane Dust & Vapour Recovery Hose**	Convoluted yellow helix.	Vapour recovery from petroleum transfer operations. Embedded static wire serves to dissipate static electricity. NOT SUITABLE FOR CONVEYING LIQUIDS	9 - 17 PSI	2" - 4"	-40ºC to +65ºC -40ºF to +150ºF
Material Handling - *Also Available: Tan Bulkmaster, Furnace Door Cooling, Concrete Boom, Concrete Placement & Bulkmaster Hardwall*					
 **Aztec**	Thick black corrugated abrasion and weather resistant synthetic blend cover. Red 3/8" thick super abrasion resistant natural rubber tube.	Primarily designed for handling abrasive slurries in mines and quarries. Can also be used for dry material handling of sand, gravel, grain, slag, and other such materials. External re-usable bolt on flanges allow for ease of installation, and uninterrupted free flow.	150 PSI 30" HG	3" - 12"	-40ºC to +80ºC -40ºF to +180ºF
 **Bulkmaster Softwall**	Black abrasion and weather resistant synthetic rubber cover with black abrasion resistant natural rubber tube. Green stripe on 1/4" thick tube.	Dry bulk discharge including limestone, ground silica, chalk, dry cement, fertilizer etc. May also be used for wet abrasive applications.	75 PSI	3" - 6"	-30ºC to +80ºC -25ºF to +180ºF
 **Sandblast**	Black static conductive synthetic rubber cover with thick black static conductive abrasion resistant natural rubber tube.	For conducting sand, steel shot, and other abrasives for blast cleaning.	150 PSI	1/2" - 3"	-35ºC to +80ºC -30ºF to +180ºF
 **Industrial Vacuum**	Black weather and abrasion resistant cover with black abrasion resistant pure gum rubber tube.	For handling abrasive dust from wood, metal, rock, marble and concrete grinding machines under vacuum.	40 PSI 10 - 24" HG	1" - 6"	-30ºC to +80ºC -25ºF to +180ºF
Chemical - *Also Available: Hypalon Acid S & D, Viton Lined S & D, EPDM Acid S & D*					
 **Chemical**	Green smooth chemical resistant EPDM rubber cover with cross-linked polyethylene tube.	The cross-linked polyethylene tube makes this one of the most versatile types of hose available to the chemical industry today. It will handle 90% of known chemical and petroleum products in both suction and discharge applications.	200 PSI 29" HG	1/2" - 4"	-29ºC to +120ºC -20ºF to +248ºF
 **Flexchem**	Green corrugated chemical resistant EPDM rubber with FDA UHMW polyethylene tube.	Similar to Chemical hose above but may be used at lower temperatures. More versatile than our Chemical hose, Flexchem handles 98 per cent of known chemicals and can be steam cleaned. Corrugated cover results in a more flexible hose.	200 PSI 29" HG	3/4" - 4"	-40ºC to +65ºC -40ºF to +150ºF
Material Handling Polyurethane and PVC - *Also Available: Grey PVC Vacuum*					
 **B Flex/B Flex Static**	Corrugated clear PVC rigid helix. FDA, 3A and USDA compliant.	Conveying of dry powders, grains and plastic pellets where viewing the product is important. B Flex Static has built-in static wire.	25 - 45 PSI 29" HG	1 1/2" - 3" and 39mm	-23ºC to +65ºC -10ºF to +150ºF
 **Neptune Suction/Neptune Static Suction**	Corrugated clear PVC with clear rigid PVC helix. FDA, 3A and USDA compliant.	Suction and discharge of liquids, grains, plastic pellets and powders where moderate abrasion is a factor. Netptune Static has built-in static wire.	20 - 55 PSI 29" HG	1" - 8"	-23ºC to +65ºC -10ºF to +150ºF

Other Hoses Available: *Auto Heater Hose, Marine Hardwall/Softwall/Fuel Fill Hose, Silicone Coolant and Heater Hose. Garage Exhaust Hose, Welding Hose, Pressure Washer Hose, Paint Spray Hose, Auto Fuel Line Hose.*

HOSE INFORMATION
HOSE ACCESSORIES

PRODUCT	DESCRIPTION	APPLICATION	PRESSURE	SIZES	TEMPERATURE
Material Handling Polyurethane and PVC - *Also Available: Grey PVC Vacuum*					
 **PU Vac/PU Vac Lite/PU Vac Static**	Corrugated clear abrasion and weather resistant Polyurethane with grey PVC helix. FDA, 3A and USDA compliant.	Ideal for applications where conventional rubber or PVC hose will wear rapidly, i.e. grain transfer, abrasive powder recovery, leaf collection. PU Vac Static has built-in static wire.	3 - 50 PSI 29" HG	1 1/2" - 6"	-40ºC to +65ºC -40ºF to +150ºF
 **ARI HD**	Blue HMW PVC up to 5" I.D. Black cover in 6" and 8" I.D	Used in a variety of material handling application where a good resistance to abrasion is required, such as transfer of sands, plastic pellets, gravel, wood chips, slurries and fly ash. Also for use on vacuum excavation trucks. Cover is a specially formulated static dissapative compound with low temperature flexibility.	30 - 45 PSI 28 - 29" HG	2" - 8"	-40ºC to +65ºC -40ºF to +150ºF
 **ARI**	This hose has a polyurethane tube with an HMC cover. Cover is a specially formulated technical alloy that makes this hose antistatic.	Used in a variety of material handling application where a good resistance to abrasion is required, such as transfer of sands, plastic pellets, gravel, wood chips, slurries and fly ash.	30 - 45 PSI 29" HG	2" - 8"	-40ºC to +65ºC -40ºF to +150ºF
Food - *Also Available: Pure Gum Tubing, Polyethylene Tubing & Clear Vinyl Tubing*					
 **Bacco**	Smooth clear, food grade PVC non-marking with red rigid PVC helix. FDA, 3A and USDA compliant.	Alcoholic beverages up to 25% alcohol content. Fruit juices, soft drinks and other liquid foodstuffs. Also suitable for dry bulk foodstuffs.	35 - 85 PSI 29" HG	3/4" - 5" and 38 - 50mm	-23ºC to +65ºC -10ºF to +150ºF
 **Brewers and Beverage Discharge**	Red abrasion resistant natural rubber tube and cover.	Will handle a wide range of non fatty-oily food products up to 80ºC where taste and aroma must not be affected.	140 PSI	3/4" - 3"	-35ºC to +80ºC -30ºF to +180ºF
 **Wirevac**	Smooth clear PVC with wire helix. Super Wirevac has additional layer of fabric reinforcement. FDA, 3A, USDA and NSF-51 compliant.	An extremely flexible transparent hose for use where full vacuum performance is required while monitoring the contents of the hose. Ideal for use with most food-stuffs, cosmetics, beverages, and a wide range of chemical solutions. Also suitable for lubricating oils and animal fats.	45 - 250 PSI 28" HG	3/8" - 3"	-10ºC to +65ºC +15ºF to +150ºF
 **Foodflex PVC S & D**	Clear PVC non-marking. FDA, 3A and USDA compliant.	For dry bulk foodstuffs, pharmaceuticals, cosmetics, milk, fruit and vegetable juices, soft drinks, alcoholic beverages, flour, sugar etc. Clear wall allows visual inspection of the product.	50 - 85 PSI 29" HG	3/4" - 4"	-23ºC to +65ºC -10ºF to +150ºF
 **Foodflex Textile Reinforced S & D (Food Grade)**	Clear PVC non-marking with high tensile yarn reinforcement. FDA, 3A and USDA compliant.	For liquid or dry bulk foodstuffs, pharmaceuticals, cosmetics, milk, fruit and vegetable juices, soft drinks, alcoholic beverages, flour, sugar, poultry or meat packing etc. Clear wall allows visual inspection of the product.	60 - 110 PSI 28 - 29" HG	2" - 8"	-23ºC to +65ºC -10ºF to +150ºF





AIR & GENERAL PURPOSE HOSE

HOSE ACCESSORIES

CLEAR REINFORCED PVC (FOOD QUALITY)



APPLICATION:An economical hose for handling air, water, oil, mild chemicals, and alkalis. Clear wall allows visual inspection of product. COVER:Clear smooth PVC REINFORCEMENT:Multiple layers of synthetic yarns TUBE:Clear smooth PVC TEMPERATURE:-5C to +65C(+25F to +150F)

PART #	NOM. ID"	NOM. OD"	PSI	STD PACK	WEIGHT#	LIST PRICE
CRPVC-019	3/16	0.38	250	300	0.05	---
CRPVC-025	1/4	0.43	250	300	0.07	---
CRPVC-025-100	1/4	0.43	250	100	0.07	---
CRPVC-031	5/16	0.53	300	300	0.08	---
CRPVC-031-100	5/16	0.53	300	100	0.08	---
*CRPVC-038	3/8	0.59	250	300	0.09	---
CRPVC-038-100	3/8	0.59	250	100	0.09	---
*CRPVC-050	1/2	0.71	250	300	0.15	---
*CRPVC-050-100	1/2	0.71	250	100	0.15	---
CRPVC-063	5/8	0.87	200	300	0.17	---
CRPVC-063-100	5/8	0.87	200	100	0.17	---
CRPVC-075	3/4	1.02	180	300	0.23	---
CRPVC-075-100	3/4	1.02	180	100	0.23	---
*CRPVC-100	1	1.30	150	300	0.32	---
*CRPVC-100-100	1	1.30	150	100	0.32	---
CRPVC-125	1-1/4	1.61	100	100	0.58	---
CRPVC-150	1-1/2	1.89	85	100	0.69	---
CRPVC-200	2	2.44	65	100	1.00	---

Standard Length: 3/16"-3/4" 100'/300' coil, 1" 100'/200' coil, 1-1/4"-2" 100' coil
Product Info: Compliant with the applicable requirements and standards of FDA USDA 3-A and NSF-51. Please specify length when ordering i.e. 100' or 300'
Safety Info: Working pressure ratings are based on 20C (68F). At operating temperature of +65C (150F) reduce working pressure by 50%. Recommended Couplings: Combination nipples, short shank, brass barbed, cam and groove. All coupling recommendations are to be used as guidelines and are derived from past user preference. In some cases the preferred coupling is of a lesser pressure rating than the hose. Never exceed the working pressure of the lowest rated component in the assembly.

AIR & GENERAL PURPOSE HOSE

HOSE ACCESSORIES

HOT AIR BLOWER HOSE



APPLICATION:FOR CONVEYING HOT AIR FROM BLOWER TO TANK ON DRY BULK TRUCKS.

COVER:Black heat and weather resistant EPDM rubber.
REINFORCEMENT:High tensile wire helix embedded between layers of heat resistant synthetic fabric.
TUBE:Black specially compounded heat resistant EPDM rubber.
TEMPERATURE:-40C to +163C(-40F to +350F)

PART #	NOM. ID"	NOM. OD"	PSI	BEND RADIUS	STD PACK	WEIGHT#	LIST PRICE
*BLOW150-300	3	3.62	150	12.00	100	1.75	---
*BLOW150-400	4	4.65	150	15.00	100	2.40	---

Standard Length: 100'
Recommended Couplings: Cam and groove, combination nipples or short shank. Crimplok cam and groove, Crimplok combination nipple. All coupling recommendations are to be used as guidelines and are derived from past user preference. In some cases the preferred coupling is of a lesser pressure rating than the hose. Never exceed the working pressure of the lowest rated component in the assembly.

JACKHAMMER - AIR







APPLICATION:An economical air hose for jackhammer and other uses on construction sites. Also for general industrial use
COVER:Red smooth cut and abrasion resistant REINFORCEMENT:Multiple layers of synthetic yarn TUBE:Synthetic oil mist resistant
TEMPERATURE:-35C to +80C(-30F to +180F)

PART #	NOM. ID"	NOM. OD"	PSI	STD PACK	WEIGHT#	COLOR	LIST PRICE
JACK-075-50	3/4	1.14	300	50	0.40	Yellow	---
JACK-075R-50	3/4	1.14	300	50	0.40	Red	---
JACK-075G-50	3/4	1.14	300	50	0.40	Green	---
JACK-075BL-50	3/4	1.14	300	50	0.40	Blue	---
JACK-075-CUASSP*	3/4"	1.14	300	50	0.40	Yellow	---
JACK-075R-CUASSP	3/4"	1.14	300	50	.40	Red	

Standard Length: 50'
Recommended Couplings: High Pressure, mine stem and nut, Universal quick acting. Crimplok universals. All coupling recommendations are to be used as guidelines and are derived from past user preference. In some cases the preferred coupling is of a lesser pressure rating than the hose. Never exceed the working pressure of the lowest rated component in the assembly.

* C/W CRIMP UNIVERSAL ASSEMBLED

AIR & GENERAL PURPOSE HOSE

HOSE ACCESSORIES

EPDM GENERAL PURPOSE 300



APPLICATION:Air, water, agricultural spray solutions, and other dilute chemicals Excellent resistance to heat and weathering Also resists animal fats, vegetable oils.
COVER:Smooth red abrasion and weather resistant EPDM synthetic rubber
REINFORCEMENT:Multiple layers of synthetic yarn TUBE:Synthetic oil mist resistant EPDM synthetic rubber
TEMPERATURE:-30C to +93C(-20F to +200F)

PART #	NOM. ID"	NOM. OD"	PSI	STD PACK	WEIGHT#	LIST PRICE
*GPE-025-300	1/4	0.55	300	300	0.14	---
*GPE-038-300	3/8	0.70	300	300	0.20	---
*GPE-050-300	1/2	0.87	300	300	0.27	---
*GPE-063-300	5/8	0.98	300	300	0.31	---
GPE-075-300	3/4	1.16	300	300	0.44	---
* GPE-100-300	1	1.42	300	300	0.59	---

Standard Length: 300'
Recommended Couplings: High Pressure, Short shank, universal, or Combination nipples all other sizes. All coupling recommendations are to be used as guidelines and are derived from past user preference. In some cases the preferred coupling is of a lesser pressure rating than the hose. Never exceed the working pressure of the lowest rated component in the assembly.

PREMIUM GENERAL PURPOSE NON CONDUCTIVE WITH REEL



APPLICATION:Air, water, agricultural spray solutions, and other dilute chemicals Excellent resistance to heat and weathering Also resists animal fats, vegetable oils.
COVER: Red, Oil, Grease, Weather & Abrasion resistent nitrile
REINFORCEMENT:Multiple layers of synthetic yarn TUBE:Synthetic oil mist resistant EPDM synthetic rubber
TEMPERATURE:-30C to +93C(-20F to +200F)

PART #	NOM. ID"	NOM. OD"	PSI	STD PACK	WEIGHT#	LIST PRICE
PREMR-038-300	3/8	0.67	300	300	0.17	---
PREMR-050-300	1/2	0.79	300	300	0.21	---
PREMR-075-300	3/4	1.14	300	300	0.39	---
PREMR-100-300	1	1.42	300	300	0.51	---
PREM-125-250	1-1/4	1.77	300	200	0.70	---

Standard Length: 1/4"- 1" 50'/100'/300'. 1-1/4" - 2" 50'/100'.
Recommended Couplings: High Pressure 1"to 1-1/2" for air service if the working pressure exceeds 150 psi. High Pressure, Short shank, universal, or Combination nipples all other sizes. Crimplok universals. All coupling recommendations are to be used as guidelines and are derived from past user preference. In some cases the preferred coupling is of a lesser pressure rating than the hose. Never exceed the working pressure of the lowest rated component in the assembly.

AIR & GENERAL PURPOSE HOSE

HOSE ACCESSORIES

PUSH-ON BLACK



APPLICATION:Transmission of most petroleum-based hydraulic fluids, mineral oil, diesel fuel, engine coolant solutions, agricultural sprays and a wide range of chemical solutions. Also suitable for air and water service
COVER:Black, oil, weather and abrasion resistant Neoprene.
REINFORCEMENT:Multiple layers of polyester yarns.
TUBE:Black oil resistant nitrile rubber.
TEMPERATURE:-32C to +80C(-25F to +180F)

PART #	NOM. ID"	NOM. OD"	PSI	STD PACK	WEIGHT#	LIST PRICE
PON-025-B	1/4	0.50	250	700'	0.10	---
PON-038-B	3/8	0.63	250	700'	0.14	---
PON-050-B	1/2	0.75	250	700'	0.17	---
PON-063-B	5/8	0.91	250	700'	0.19	---
PON-075-B	3/4	1.03	250	700'	0.19	---

Standard Length: Supplied on reels
Recommended Couplings: Push-on

MARINE EXHAUST HARDWALL



APPLICATION:Marine exhaust applications, and other general applications where non-standard sizes are specified. Meets SAEJ 2006 R1
COVER:Black heat and weather resistant synthetic rubber with blue identification stripe.
REINFORCEMENT:High tensile wire helix embedded between layers of textile cords.
TUBE:Black heat resistant rubber specially compounded for wet marine exhaust service.
TEMPERATURE:-40C to +100C(-40F to +212F)

PART #	NOM. ID"	NOM. OD"	STD PACK	WEIGHT#	LIST PRICE
MXH-238	2-3/8	2.68	100'	1.98	---
MXH-250	2-1/2	2.81	100'	1.82	---
MXH-300	3	3.54	100'	2.12	---
MXH-350	3-1/2	4.09	100'	2.77	---
MXH-400	4	4.57	100'	3.22	---
MXH-500	5	5.55	100'	3.59	---

Standard Length: not on reels
Recommended Couplings: Push-on

MATERIAL HANDLING
HOSE ACCESSORIES

FUEL LINE



APPLICATION:Fuel and vapour emission lines, meets SAE 30R7 specification and is USCG Type B and BIA approved.
COVER:Black heat and fuel resistant Hypalon.
REINFORCEMENT:Two layers of synthetic yarns.
TUBE:Black fuel resistant nitrile rubber.
TEMPERATURE:-40C to +120C(-40F to +250F)

PART #	NOM. ID"	NOM. OD"	PSI	STD PACK	WEIGHT#	LIST PRICE
FUEL-025	1/4	0.49	50	300'	0.10	---
FUEL-031	5/16	0.58	50	300'	0.13	---
FUEL-038	3/8	0.63	50	300'	0.13	---

Cut Lengths: Plus 5%
Standard Length: 300' coils:
Recommended Couplings: Barbed short shank, combination nipples.

ARI SUCTION



APPLICATION:Used in a variety of material handling application where a good resistance to abrasion is required, such as transfer of sands, plastic pellets, gravel, wood chips, slurries and fly ash. Cover is a specially formulated static dissapative compound with low temperature flexibility.
COVER:Black HMW PVC
REINFORCEMENT:Anti shock rigid pvc helix
TUBE:Polyurethane
TEMPERATURE:-40C to +65C(-40F to +150F)

PART #	NOM. ID"	NOM. OD"	VACUUM	PSI	BEND RADIUS"	STD PACK	WEIGHT#	LIST PRICE
ARI-300	3	3.65	29	40	4.00	100'	1.18	---
ARI-400	4	4.76	29	35	6.00	100'	1.95	---
ARI-600	6	6.80	28	30	12.00	100'	3.51	---

Standard Length: 100'
Safety Info: Suction and pressure ratings are based on a temperature of 20C (68F), reduce ratings by 50% at maximum working temperature. This hose has no fabric reinforcement and normally should not be used under pressure for service at temperatures above 25C (75F).
Recommended Couplings: Cam and groove

BULKMASTER SOFTWALL



APPLICATION:Dry bulk discharge including limestone, ground silica, chalk, dry cement, fertilizer etc. May also be used for wet abrasive applications.
COVER:Black abrasion and weather resistant synthetic rubber.
REINFORCEMENT:Multiple layers of high tensile synthetic cords.
TUBE:Black abrasion resistant ant-static natural rubber in 1/8", 3/16" and 1/4"
TEMPERATURE:-30C to +80C(-25F to +180F)

PART #	NOM. ID"	NOM. OD"	PSI	STD PACK	WEIGHT#	LIST PRICE
BSB-400-187	4	4.64	75	100'	2.33	---
BSB-400-250	4	4.72	75	100'	2.65	---
BSB-450-125	4-1/2	5.00	75	100'	2.09	---
BSB-500-187	5	5.63	75	100'	2.75	---
BSB-500-250	5	5.79	75	100'	3.50	---
BSB-600-250	6	6.81	75	100'	4.29	---

Standard Length: 100'
Product Info: Longer lengths available, check for price and availability
Recommnded Couplings: Cam and groove. All coupling recommendations are to be used as guidelines and are derived from past user preference. In some cases the preferred coupling is of a lesser pressure rating than the hose. Never exceed the working pressure of the lowest rated component in the assembly.

INDUSTRIAL VACUUM HEAVY DUTY LENGTHS



APPLICATION:For handling abrasive dust from wood, metal, rock, marble and concrete grinding machines under vacuum.
COVER:Black abrasion resistant rubber, corrugated for flexibility.
REINFORCEMENT:A high tensile steel helix embedded between layers of textile cords.
TUBE:1/4" or 1/8" red Pure Gum abrasion resistant rubber standard.
TEMPERATURE:-30C to +80C(-25F to +180F)

PART #	ASSEMBLY DESCRIPTION	NOM. OD"	VACUUM	PSI	BEND RADIUS"	WEIGHT#	LIST PRICE
IVB-800-250RPG2	8"x25' H.D.IND VAC. 1/4" Red w/cuffs	9.01	28	50	30.00	190.00	---
IVB-800-250RPG3	8"x32' H.D.IND VAC. 1/4" Red w/cuffs	9.01	28	50	30.00	243.80	---
IVB-800-250RPG7	8"x70' H.D.IND VAC. 1/4" Red Tube	9.01	28	50	30.00	716.10	----

MATERIAL HANDLING
HOSE ACCESSORIES

SANDBLAST



APPLICATION:For conducting sand, steel shot, and other abrasives for blast cleaning.
COVER:Black static conductive synthetic rubber.
REINFORCEMENT:Two (SBB) or Four (SBB4) layers of synthetic textile cords.
TUBE:Thick black static conductive abrasion resistant natural rubber.
TEMPERATURE:-35C to +80C(-30F to +180F)

PART #	NOM. ID"	NOM. OD"	PSI	STD PACK	WEIGHT#	LIST PRICE
SBB-075-100	3/4	1.50	150	100'	0.68	---
SBB-075-50	3/4	1.50	150	50'	0.68	---
SBB-125-100S	1-1/4	2.16	150	100'	1.22	---
SBB-125-50S	1-1/4	2.16	150	50'	1.22	---
SBB-150-50	1-1/2	2.36	150	50'	1.36	---
SBB-300	3	3.98	150	100'	2.57	---

Standard Length: 50'/100'
Product Info: Longer lengths available up to 200'. Surcharges may apply
Recommended Couplings: Sandblast

EPDM WATER SUCTION



APPLICATION:For use in liquid waste suction application. Also for use with liquid or dry chemcial suction applications or general industrial use where high working pressures are not required.
COVER:Green Polyethylene helix and specially formulated rubber.
REINFORCEMENT:Rigid green Polyethylene helix.
TUBE:Smooth specially formulated rubber
TEMPERATURE:-40C to +60C(-40F to +140F)

PART #	NOM. ID"	NOM. OD"	VACUUM	PSI	BEND RADIUS"	STD PACK	WEIGHT#	LIST PRICE
EPDM-150	1-1/2	1.85	29	50	3.50	100'	0.40	---
EPDM-200	2	2.44	29	50	5.50	100'	0.67	---
EPDM-300	3	3.52	29	42	7.50	100'	1.10	---
EPDM-400	4	4.61	29	38	12.00	100'	1.84	---

Standard Length: 100'
Recommended Couplings: Cam and groove or short shank, Crimplok camd and groove, Crimplok combination nipple. All coupling recommendations are to be used as guidelines and are derived from past user preference. In some cases the preferred coupling is of a lesser pressure rating than the hose. Never exceed the working pressure of the lowest rated component in the assembly.

PETROLEUM STEAM & CHEMICAL HOSE

HOSE ACCESSORIES

FLEXLITE UHMW



APPLICATION:The (UHMW) Ultra High Molecular Weight polyethylene tube makes this one of the most versatile types of hose available to the chemical industry today. It will handle 94% of common chemical and petroleum products in both suction and discharge applications.This hose is very flexible due to its corrugated cover and low temperature characteristics. This hose can also be used in dry food applications due to its FDA
Compliant tube.
COVER:Green corrugated chemical resistant EPDM rubber
REINFORCEMENT:High tensile wire helix embedded between layers of textile cords.
TUBE:Smooth chemical resistant (UHMW) Ultra High Molecular Weight polyethylene FDA Compliant tube
TEMPERATURE:-40C to +100C(-40F to +212F) Can be open end steam cleaned to 120C or 248F for 30 minutes

PART #	NOM. ID"	NOM. OD"	VACUUM	PSI	BEND RADIUS"	STD PACK	WEIGHT#	LIST PRICE
FLX-075	3/4	1.22	29	200	2.00	100'	0.40	---
FLX-100	1	1.46	29	200	2.50	100'	0.47	---
FLX-150	1-1/2	2.01	29	200	3.75	100'	0.80	---
FLX-200	2	2.52	29	200	5.00	100'	1.00	---
FLX-300	3	3.58	29	200	7.50	100'	1.74	---
FLX-400	4	4.64	29	150	10.00	100'	2.48	---

Standard Length: 100'
Recommended Couplings: Cam and groove, combination nipple. Crimplok cam and groove, Crimplok combination nipple. All coupling recommendations are to be used as guidelines and are derived from past user preference. In some cases the preferred coupling is of a lesser pressure rating than the hose.

FLEXLITE CORRUGATED



APPLICATION:The (UHMW) Ultra High Molecular Weight polyethylene tube makes this one of the most versatile types of hose available to the chemical industry today. It will handle 94% of common chemical and petroleum products in both suction and discharge applications.This hose is very flexible due to its corrugated cover and low temperaqture characteristics. This hose can also be used in dry food applications due to its FDA Compliant tube.
COVER:Green chemical resistant EPDM rubber
REINFORCEMENT:High tensile wire helix embedded between layers of textile cords.
TUBE:Smooth chemical resistant (UHMW) Ultra High Molecular Weight polyethylene FDA Compliant tube
TEMPERATURE:-40C to +100C(-40F to +212F) Can be open end steam cleaned to 120C or 248F for 30 minutes

PART #	NOM. ID"	NOM. OD"	VACUUM	PSI	BEND RADIUS"	STD PACK	WEIGHT#	LIST PRICE
FLXS-100	1	1.46	29	200	4.00	100'	0.62	---
FLXS-200	2	2.60	29	200	6.00	100'	1.14	---
FLXS-300	3	3.62	29	200	8.00	100'	2.26	---
FLXS-400	4	4.65	29	200	12.00	100'	3.25	---

Standard Length: 100'
Recommended Couplings: Cam and groove, combination nipple. Crimplok cam and groove, Crimplok combination nipple. All coupling recommendations are to be used as guidelines and are derived from past user preference. In some cases the preferred coupling is of a lesser pressure rating than the hose. Never exceed the working pressure of the lowest rated component in the assembly.

PETROLEUM STEAM AND CHEMICAL HOSE
HOSE ACCESSORIES

FLEXLITE PETROLEUM TANK 150



APPLICATION:An all purpose lightweight and flexible petroleum suction and discharge hose for use with gasoline, kerosene, diesel, oil suspensions and emulsions. May also be used as hydraulic suction and return line.
COVER:Black corrugated, abrasion, gasoline and oil resistant synthetic rubber with green stripe.
REINFORCEMENT:High tensile wire helix embedded between layers of textile cords.
TUBE:Black nitrile rubber for maximum oil resistance.
TEMPERATURE:-40C to +93C(-40F to +200F)

PART #	NOM. ID"	NOM. OD"	VACUUM	PSI	BEND RADIUS"	STD PACK	WEIGHT#	LIST PRICE
TTD150-200	2	2.53	29	150	4.00	100'	1.44	---
TTD150-300	3	3.62	29	150	6.00	100'	2.48	---
TTD150-400	4	4.72	29	150	9.00	100'	3.63	---

Standard Length: 100'
Product Info: Longer lengths available on request. Please check for availability and pricing
Recommended Couplings: Cam and groove, combination nipple. Crimplok cam and groove, Crimplok combination nipple. All coupling recommendations are to be used as guidelines and are derived from past user preference. In some cases the preferred coupling is of a lesser pressure rating than the hose. Never exceed the working pressure of the lowest rated component in the assembly.

TANK TRUCK 150



APPLICATION: An all purpose petroleum suction and discharge hose for use with gasoline, kerosene, diesel, oil suspensions and emulsions. May also be used as hydraulic suction and return line.
COVER:Black, abrasion, gasoline and oil resistant synthetic rubber with red stripe and pressure.
REINFORCEMENT:High tensile wire helix embedded between layers of textile cords.
TUBE:Black nitrile rubber for maximum oil resistance.
TEMPERATURE:-35C to +93C(-30F to +200F)

PART #	NOM. ID"	NOM. OD"	VACUUM	PSI	BEND RADIUS"	STD PACK	WEIGHT#	LIST PRICE
TLBS150-100	1	1.42	29	150	3.00	100	0.57	---
TLBS150-150	1-1/2	1.93	29	150	4.00	100	0.81	---
TLBS150-200	2	2.52	29	150	4.50	100	1.38	---
TLBS150-300	3	3.54	29	150	7.00	100	2.19	---
TLBS150-400	4	4.68	29	150	10.00	100	3.56	---
TLBS150-600	6	6.89	29	150	21.00	100	6.65	---

Standard Length: 100'
Recommended Couplings: Cam and groove, combination nipple. Crimplok cam and groove, Crimplok combination nipple. All coupling recommendations are to be used as guidelines and are derived from past user preference. In some cases the preferred coupling is of a lesser pressure rating than the hose. Never exceed the working pressure of the lowest rated component in the assembly.

TANK TRUCK



APPLICATION:An all purpose petroleum suction and discharge hose for use with gasoline, kerosene, diesel, oil suspensions and emulsions. May also be used as hydraulic suction and return line.
COVER:Black, abrasion, gasoline and oil resistant synthetic rubber with blue stripe and pressure
REINFORCEMENT:High tensile wire helix embedded between layers of textile cords.
TUBE:Black nitrile rubber for maximum oil resistance.
TEMPERATURE:-35C to +93C(-30F to +200F)

PART #	NOM. ID"	NOM. OD"	VACUUM	PSI	BEND RADIUS"	STD PACK	WEIGHT#	LIST PRICE
TLB-075	3/4	1.14	29	150	3.00	100'	0.43	---
TLB-100	1	1.42	29	150	3.00	100'	0.57	---
TLB-125	1-1/4	1.65	29	150	3.50	100'	0.62	---
TLB-150	1-1/2	1.93	29	150	4.00	100'	0.81	---
TLB-200	2	2.52	29	150	4.50	100'	1.38	---
TLB-250	2-1/2	2.99	29	150	4.75	100'	1.72	---
TLB-400	4	4	29	150	10.00	100'	3.56	---
TLB-600	6	6	29	150	21.00	100'	6.65	----

OIL VACUUM - SMOOTH

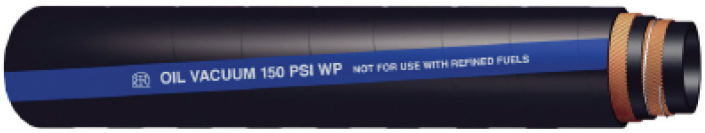

APPLICATION:An all purpose petroleum suction and discharge hose for use with gasoline, kerosene, diesel, oil suspensions and emulsions. May also be used as hydraulic suction and return line.
COVER:Black, abrasion, gasoline and oil resistant synthetic rubber with red stripe and pressure.
REINFORCEMENT:High tensile wire helix embedded between layers of textile cords.
TUBE:Black nitrile rubber for maximum oil resistance.
TEMPERATURE:-35C to +93C(-30F to +200F)

PART #	NOM. ID"	NOM. OD"	VACUUM	PSI	BEND RADIUS"	STD PACK	WEIGHT#	LIST PRICE
OILVS-150	1-1/2	1.89	29	150	4.00	100	0.75	---
OILVS-200	2	2.43	29	150	4.50	100	1.07	---
OILVS-300	3	3.47	29	150	7.00	100	1.78	---
OILVS-400	4	4.52	29	150	10.00	100	2.58	---
OILVS-600	6	6.60	29	150	21.00	100	5.50	----

Standard Length: 100'
Recommended Couplings: Cam and groove, combination nipple. Crimplok cam and groove, Crimplok combination nipple. All coupling recommendations are to be used as guidelines and are derived from past user preference. In some cases the preferred coupling is of a lesser pressure rating than the hose. Never exceed the working pressure of the lowest rated component in the assembly.

PETROLEUM STEAM AND CHEMICAL HOSE

HOSE ACCESSORIES

TANK TRUCK 300



APPLICATION:An all purpose petroleum suction and discharge hose for use with gasoline, kerosene, diesel, oil suspensions and emulsions up to 300 PSI. May also be used as hydraulic suction and return line.
COVER:Black, abrasion, gasoline and oil resistant synthetic rubber with red stripe and pressure
REINFORCEMENT:High tensile wire helix embedded between layers of textile cords.
TUBE:Black nitrile rubber for maximum oil resistance.
TEMPERATURE:-35C to +93C(-30F to +200F)

PART #	NOM. ID"	NOM. OD"	VACUUM	PSI	BEND RADIUS"	STD PACK	WEIGHT#	LIST PRICE
TLBS300-200	2	2.62	29	300	5.00	100'	1.43	---
TLBS300-300	3	3.67	29	300	7.00	100'	2.20	---
TLBS300-400	4	4.71	29	300	10.00	100'	3.63	---
TLBS300-600	6	6.91	29	300	21.00	100'	6.90	---

Standard Length: 100'
Recommended Couplings: Cam and groove, combination nipple. Crimplok cam and groove, Crimplok combination nipple. All coupling recommendations are to be used as guidelines and are derived from past user preference. In some cases the preferred coupling is of a lesser pressure rating than the hose. Never exceed the working pressure of the lowest rated component in the assembly.

OIL VACUUM CORRUGATED



APPLICATION:Designed for transferring petroleum waste, sediments, sludge, diluted mild chemicals, brine and water in oil field tank and waste pit recovery applications, not suitable for refined petroleum products or high concentrations of chemicals
COVER:Black, corrugated abrasion oil resistant synthetic rubber with blue stripe and pressure
REINFORCEMENT:High tensile wire helix embedded between layers of textile cords.
TUBE:Black synthetic rubber for maximum oil resistance.
TEMPERATURE:-35C to +93C(-30F to +200F)

PART #	NOM. ID"	NOM. OD"	VACUUM	PSI	BEND RADIUS"	STD PACK	WEIGHT#	LIST PRICE
OILVC-200	2	2.44	29	150	4.00	100'	0.89	---
OILVC-300	3	3.46	29	150	6.00	100'	1.42	---
OILVC-400	4	4.52	29	150	9.00	100'	2.44	---

Standard Length: 100'
Recommended Couplings: Cam and groove, combination nipple. Crimplok cam and groove, Crimplok combination nipple. All coupling recommendations are to be used as guidelines and are derived from past user preference. In some cases the preferred coupling is of a lesser pressure rating than the hose. Never exceed the working pressure of the lowest rated component in the assembly.

PETROLEUM STEAM AND CHEMICAL HOSE

HOSE ACCESSORIES

FRACLINE 400



APPLICATION:For handling a wide range of petroleum products, including gasoline, as well as a number of chemical solutions. Specifically designed for use in Frac service.
COVER:Black, heat, oil and weather resistant Neoprene.
REINFORCEMENT:Multiple layers of synthetic textile cords, with static wire.
TUBE:Black, heat and oil resistant synthetic rubber.
TEMPERATURE:-35C to +88C(-30F to +190F)

PART #	NOM. ID"	NOM. OD"	PSI	STD PACK	WEIGHT#	LIST PRICE
FRAC400-300	3	3.65	400	100'	1.80	---
FRAC400-400	4	4.80	400	100'	2.81	---
FRAC400-600	6	6.80	400	100'	5.20	---

Standard Length: 100'
Recommended Couplings: Crimplok combination nipple. All coupling recommendations are to be used as guidelines and are derived from past user preference. In some cases the preferred coupling is of a lesser pressure rating than the hose. Never exceed the working pressure of the lowest rated component in the assembly.

PETROLEUM DISCHARGE



APPLICATION:For handling a wide range of petroleum products, including gasoline, as well as a number of chemical solutions.
COVER:Red, heat, oil and weather resistant Neoprene.
REINFORCEMENT:Multiple layers of synthetic textile cords, with static wire.
TUBE:Black, heat and oil resistant synthetic rubber.
TEMPERATURE:-35C to +88C(-30F to +190F)

PART #	NOM. ID"	NOM. OD"	PSI	STD PACK	WEIGHT#	LIST PRICE
PDR-125	1-1/4	1.69	150	100'	0.58	---
PDR-150	1-1/2	1.97	150	100'	0.78	---
PDR-300	3	3.50	150	100'	1.64	---
PDR-400	4	4.57	150	100'	2.46	---
PDR-600	6	6.72	150	100'	3.89	---

Standard Length: 50'/100'
Recommended Couplings: Cam and groove, combination nipple. Crimplok cam and groove, Crimplok combination nipple. All coupling recommendations are to be used as guidelines and are derived from past user preference.

PETROLEUM STEAM AND CHEMICAL HOSE
HOSE ACCESSORIES

PETROLEUM DISCHARGE 250



APPLICATION:For handling a wide range of petroleum products, including gasoline, as well as a number of chemical solutions. Specifically designed for use in Frac service.
COVER:Black, heat, oil and weather resistant Neoprene.
REINFORCEMENT:Multiple layers of synthetic textile cords, with static wire.
TUBE:Black, heat and oil resistant synthetic rubber.
TEMPERATURE:-35C to +88C(-30F to +190F)

PART #	NOM. ID"	NOM. OD"	PSI	STD PACK	WEIGHT#	LIST PRICE
PDB250-200	2	2.50	250	100'	1.14	---
PDB250-300	3	3.54	250	100'	1.80	---
PDB250-400	4	4.64	250	100'	2.81	---
PDB250-600	6	6.69	250	100'	5.20	---

Standard Length: 50'/100'
Recommended Couplings: Cam and groove, combination nipple. Crimplok cam and groove, Crimplok combination nipple. All coupling recommendations are to be used as guidelines and are derived from past user preference. In some cases the preferred coupling is of a lesser pressure rating than the hose. Never exceed the working pressure of the lowest rated component in the assembly.

HOT TAR AND ASPHALT



APPLICATION:Specially designed for conveying hot tar and asphalt at temperatures up to 160 C (350 F).
COVER:Black Neoprene synthetic rubber.
REINFORCEMENT:High tensile wire helix embedded between multiple layers of heat resistant synthetic yarns
TUBE:Specially compounded heat resistant synthetic rubber compound.
TEMPERATURE:up to +177C(350F)

PART #	NOM. ID"	NOM. OD"	PSI	STD PACK	WEIGHT#	LIST PRICE
HTA-300	3	3.77	150	100'	2.94	---
HTA-400	4	4.85	150	100'	4.20	---

Standard Length: 100'
Recommended Couplings: Cam and Grove, combination nipple. Crimplok cam and groove, Crimplok nipple. All coupling recommendations are to be used as guidelines and are derived from past user preference. In some cases the preferred coupling is of a lesser pressure rating than the hose. Never exceed the working pressure of the lowest rated component in the assembly.

PETROLEUM STEAM AND CHEMICAL HOSE

HOSE ACCESSORIES

STEAM 250 BLACK



APPLICATION:An extremely flexible hose for use with saturated steam at pressures to 250 PSI .
COVER:Black abrasion and heat resistant EPDM rubber, with embossed brand and pressure.
REINFORCEMENT:Multiple layers of high tensile steel cords.
TUBE:Black heat resistant EPDM synthetic rubber.
TEMPERATURE:-40C to +210C(-40F to +406F)

PART #	NOM. ID"	NOM. OD"	PSI	STD PACK	WEIGHT#	LIST PRICE
ST250B-075-50	3/4	1.26	250	50'	0.48	---
ST250B-100-50	1	1.50	250	50'	0.60	---
ST250B-150-50	1-1/2	2.13	250	50'	1.10	---
ST250B-200-50	2	2.64	250	50'	1.48	---

Standard Length: 50'
Recommended Couplings: High Pressure with interlocking clamps

STEAM 250



APPLICATION:An extremely flexible hose for use with saturated steam at pressures to 250 PSI .
COVER:Red abrasion and heat resistant EPDM rubber, with embossed brand and pressure.
REINFORCEMENT:Multiple layers of high tensile steel cords.
TUBE:Black heat resistant EPDM synthetic rubber.
TEMPERATURE:-40C to +210C(-40F to +406F)

PART #	NOM. ID"	NOM. OD"	PSI	STD PACK	WEIGHT#	LIST PRICE
ST250-075-50	3/4	1.26	250	50'	0.48	---
ST250-075-100	3/4	1.26	250	100'	0.48	---
ST250-100-50	1	1.50	250	50'	0.60	---
ST250-100-100	1	1.50	250	100'	0.60	---
ST250-200-50	2	2	250	50'	1.48	---
ST250-200-100	2	2	250	100'	1.48	---
ST250-300	3	3	250	100'	3.40	---

Standard Length: 50'/100'
Product Info: Longer lengths available on request. Please check for availability and pricing
Recommended Couplings: High Pressure with interlocking clamps

WATER SUCTION & DISCHARGE HOSE

HOSE ACCESSORIES

BLUE LAYFLAT



APPLICATION:A light duty layflat hose for portable pump and irrigation use.
COVER:Blue PVC impregnation. REINFORCEMENT:Woven high tensile synthetic yarns. TUBE:Blue PVC impregnation.
TEMPERATURE:-10C to +55C(15F to +130F)

PART #	NOM. ID"	NOM.OD"	PSI	STD PACK	WEIGHT#	LIST PRICE
BLAY-100	1	1.11	150	300	0.13	---
BLAY-125	1-1/4	1.37	130	300	0.15	---
BLAY-150	1-1/2	1.63	70	300	0.15	---
*BLAY-200	2	2.13	65	300	0.20	---
BLAY-250	2-1/2	2.63	65	300	0.27	---
*BLAY-300	3	3.13	60	300	0.33	---
*BLAY-400	4	4.14	60	300	0.46	---
*BLAY-600	6	6.15	35	300	0.78	---

Standard Length: Multiples of 50' up to 300' maximum
Product Info: Please specify length required when ordering, i.e.50', 100'
Safety Info: Reduce pressures by 50% at maximum working temperature
Recommended Couplings: Cam and groove or short shank

BLUE LAYFLAT ASSEMBLY



PART #	ASSEMBLY DESCRIPTION	WEIGHT#	LIST PRICE
BLAY-150-CASS	1-1/2" X 50' BLUE LAYFLAT +C/E CAMLOCK	7.00	---
BLAY-200-CASS	2"X50'BLUE LAYFLAT+C/E CAMLOCK	12.20	---
*BLAY-300-CASS	3"X50'BLUE LAYFLAT+C/E CAMLOCK	20.63	---
*BLAY-400-CASS	4"X50'BLUE LAYFLAT+C/E CAMLOCK	29.49	---
BLAY-600-CASS	6"X50'BLUE LAYFLAT+C/E CAMLOCK	51.08	---

WATER SUCTION & DISCHARGE HOSE

HOSE ACCESSORIES

BROWN LAYFLAT - HEAVY DUTY



APPLICATION:Heavy duty layflat hose for portable pump and irrigation use.
COVER:Brown PVC impregnation.
REINFORCEMENT:Woven high tensile synthetic yarns.
TUBE:Brown heavy PVC impregnation.
TEMPERATURE:-10C to +60C(15F to +140F)

PART #	NOM. ID"	NOM.OD"	PSI	STD PACK	WEIGHT#	LIST PRICE
BRLAYHD-200	2	2.15	150	300'	0.26	---
BRLAYHD-300	3	3.19	150	300'	0.52	---
BRLAYHD-400	4	4.27	135	300'	0.74	---
BRLAYHD-600	6	6.26	115	300'	1.21	---

WATER SUCTION & DISCHARGE HOSE

HOSE ACCESSORIES

DURAFLEX - RUBBER LAYFLAT



APPLICATION:Specifically manufactured to compete with OROFLEX imitation hose. This is a lightweight high pressure, extremely strong hose for general water discharge service. Ideal for rental service where long life and competitive pricing is paramount. Its compact characteristics make this an ideal hose for use with portable pumps. Especially suited for pumping oily contaminated water. COVER:Black abrasion, weather and oil resistant nitrile rubber. REINFORCEMENT:Circular woven synthetic yarns.
TUBE:Black abrasion and oil resistant nitrile rubber.
TEMPERATURE:-20C to +80C(0F to +180F)

PART #	NOM. ID"	NOM. OD"	PSI	STD PACK	WEIGHT#	LIST PRICE
DURFL-200	2	2.18	200	300	0.31	---
*DURFL-300	3	3.22	175	300	0.59	---
*DURFL-400	4	4.24	150	300	0.65	---
*DURFL-600	6	6.26	150	300	1.10	---

Standard Length: 50'/100'
Product Info: 200 Lengths Will Be Shipped Unless Otherwise Specified On Duraflex
Recommended Couplings: Cam and groove, combination nipples or short shank. All coupling recommendations are to be used as guidelines and are derived from past user preference. In some cases, the preferred coupling is of a lesser pressure rating than the hose. Never exceed the working pressure of the lowest rated component in the assembly.

DURAFLEX - RUBBER LAYFLAT ASSEMBLY



PART #	ASSEMBLY DESCRIPTION	WEIGHT#	LIST PRICE
DURFL-200-CCASSP	2"x50' DURAFLEX + C/E CAMLOCK	14.20	---
DURFL-300-CCASSP	3"x50' DURAFLEX + C/E CAMLOCK	21.63	---
DURFL-400-CCASSP	4" x 50' DURAFLEX + C/E CAMLOCK	28.99	----
DURFL-400-CASSP	4"x50' DURAFLEX + C/E CAMLOCK	28.99	---
DURFL-600-CASSP	6"x50' DURAFLEX + C/E CAMLOCK	51.67	----

WATER SUCTION & DISCHARGE HOSE

HOSE ACCESSORIES

HIGH PRESSURE CONTRACTORS WATER DISCHARGE

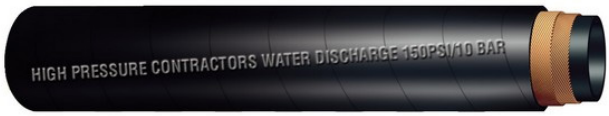

APPLICATION:For use on construction sites and general water service. High pressure allows pumping against greater vertical heads
COVER:Black abrasion and weather resistant synthetic rubber, with embossed brand and pressure.
REINFORCEMENT:Multiple layers of synthetic yarn.
TUBE:Black synthetic rubber compounded for water service.
TEMPERATURE:-35C to +80C(-30F to +180F)

PART #	NOM. ID"	NOM. OD"	PSI	STD PACK	WEIGHT#	LIST PRICE
HPCWB-150	1-1/2	1.77	150	100'	0.49	---
HPCWB-200	2	2.28	150	100'	0.48	---
HPCWB-300	3	3.35	150	100'	1.08	---
HPCWB-400	4	4.37	150	100'	1.38	---
HPCWB-600	6	6.46	150	100'	2.62	---

Standard Length: 50'/100'
Recommended Couplings: Cam and groove, combination nipples or short shank. Crimplok camd and groove, Crimplok nipple. All coupling recommendations are to be used as guidelines and are derived from past user preference. In some cases the preferred coupling is of a lesser pressure rating than the hose. Never exceed the working pressure of the lowest rated component in the assembly.

HIGH PRESSURE WATER DISCHARGE 250

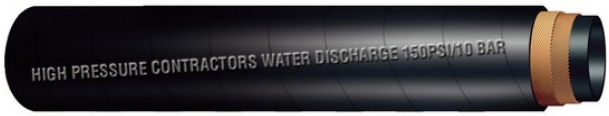

APPLICATION:For use on construction sites and general water service. High pressure allows pumping against greater vertical heads
COVER:Black abrasion and weather resistant synthetic rubber, with embossed brand and pressure.
REINFORCEMENT:Multiple layers of synthetic yarn.
TUBE:Black synthetic rubber compounded for water service.
TEMPERATURE:-35C to +80C(-30F to +180F)

PART #	NOM. ID"	NOM. OD"	PSI	STD PACK	WEIGHT#	LIST PRICE
HPCWB200-150	1-1/2			100'		---
HPCWB250-200	2	2.40	250	100'	1.15	---
HPCWB250-300	3	3.46	250	100'	1.60	---
HPCWB200-400	4	4.48	200	100'	2.15	---

Standard Length: 100'
Recommended Couplings: Cam and groove, combination nipples or short shank. Crimplok cam and groove, Crimplok combination nipple. All coupling recommendations are to be used as guidelines and are derived from past user preference. In some cases the preferred coupling is of a lesser pressure rating than the hose. Never exceed the working pressure of the lowest rated component in the assembly.

WATER SUCTION & DISCHARGE HOSE

HOSE ACCESSORIES

SATURN GREEN PVC WATER S&D



APPLICATION:An economical, flexible hose for construction pumps, septic tank & marine pump-out service. Resistant to some chemicals, mild acids & alkalis. Consult us for recommendations.
COVER:Clear abrasion and weather resistant PVC.
REINFORCEMENT:Green PVC helix.
TUBE:Smooth clear PVC.
TEMPERATURE:-20C to +65C(-5F to +150F)

PART #	NOM. ID"	NOM. OD"	VACUUM	PSI	BEND RADIUS"	STD PACK	WEIGHT#	LIST PRICE
SATG-075	3/4	0.95	29	90	2.00	100	0.16	---
*SATG-100	1	1.24	29	85	3.00	100	0.26	---
*SATG-125	1-1/4	1.54	29	80	4.00	100	0.34	---
*SATG-150	1-1/2	1.81	29	70	6.00	100	0.44	---
*SATG-200	2	2.29	29	65	5.00	100	0.57	---
SATG-250	2-1/2	2.85	29	60	6.00	100	0.87	---
*SATG-300	3	3.43	29	60	12.00	100	1.21	---
SATG-400	4	4.45	29	50	10.00	100	1.78	----

Standard Length: 100'
Safety Info: Reduce pressures by 50% at maximum working temperature
Recommended Couplings: Cam and groove, combination nipple or short shank. Crimplok cam and groove, Crimplok nipple. All coupling recommendations are to be used as guidelines and are derived from past user preference. In some cases the preferred coupling is of a lesser pressure rating than the hose. Never exceed the working pressure of the lowest rated component in the assembly.

SATURN OLIVE GREEN PVC WATER S&D



APPLICATION:An economical, flexible hose for construction pumps, septic tank & marine pump-out service. Resistant to some chemicals, mild acids & alkalis. Consult us for recommendations.
COVER:Green abrasion and weather resistant PVC.
REINFORCEMENT:Green PVC helix
TUBE:Smooth green PVC
TEMPERATURE:-20C to +65C(-5F to +150F)

PART #	NOM. ID"	NOM. OD"	VACUUM	BEND RADIUS"	STD PACK	WEIGHT#	LIST PRICE
*SATO-200	2	2.34	29	5.00	100	0.66	---
*SATO-300	3	3.46	29	12.00	100	1.24	---
SATO-400	4	4.49	29	10.00	100	1.85	----

Standard Length: 100'
Safety Info: Suction and Pressure ratings are based on a temperature of 20C (68F), reduce by 50% at maximum working temperature
Recommended Couplings: Cam and groove, combination nipple or short shank. Crimplok cam and groove, Crimplok nipple. All coupling recommendations are to be used as guidelines and are derived from past user preference. In some cases the preferred coupling is of a lesser pressure rating than the hose. Never exceed the working pressure of the lowest rated component in the assembly.

WATER SUCTION & DISCHARGE HOSE

HOSE ACCESSORIES

SATURN PVC WATER S&D



APPLICATION:An economical, flexible hose for construction pumps, septic tank & marine pump-out service. Resistant to some chemicals, mild acids & alkalis. Consult us for recommendations. Specially formulated compounds and a slightly corrugated cover allow for increased flexibility at low temperatures.
COVER:Clear abrasion and weather resistant extra soft PVC.
REINFORCEMENT:Blue PVC helix. SAT-XXX-BLK - Black helix
TUBE:Smooth clear extra soft PVC.
TEMPERATURE:-40C to +65C(-40F to +150F)

PART #	NOM. ID"	NOM. OD"	VACUUM	PSI	BEND RADIUS"	STD PACK	WEIGHT#	LIST PRICE
SAT-200	2	2.35	26	35	5.00	100'	0.49	---
SAT-300	3	3.42	24	30	7.50	100'	0.81	---
SAT-400	4	4.50	22	25	10.00	100'	1.52	---
SAT-600	6	6.58	22	21	15.00	100'	2.72	----

Standard Length: 100'
Safety Info: Suction and Pressure ratings are based on a temperature of 20C (68F), reduce by 50% at maximum working temperature Recommended Couplings: Cam and groove, combination nipple or short shank. Crimplok cam and groove, Crimplok nipple. All coupling recommendations are to be used as guidelines and are derived from past user preference. In some cases the preferred coupling is of a lesser pressure rating than the hose. Never exceed the working pressure of the lowest rated component in the assembly.

SATURN WHITE PVC WATER SUCTION AND DISCHARGE HOSE



APPLICATION:An economical, flexible hose for construction pumps, septic tank & marine pump-out service. Resistant to some chemicals, mild acids & alkalis. Consult us for recommendations.
COVER:Clear abrasion and weather resistant PVC.
REINFORCEMENT:White PVC helix.
TUBE:Smooth clear PVC.
TEMPERATURE:-20C to +65C(-5F to +150F)

PART #	NOM. ID"	NOM. OD"	VACUUM	PSI	BEND RADIUS"	STD PACK	WEIGHT#	LIST PRICE
SATW-100	1	1.18	29	85	3.00	100'	0.19	---
SATW-125	1-1/4	1.47	29	80	3.00	100'	0.29	---
SATW-150	1-1/2	1.72	29	70	4.00	100'	0.35	---
SATW-200	2	2.29	29	65	5.00	100'	0.57	---
SATW-300	3	3.35	29	55	8.00	100'	1.03	---
SATW-400	4	4.45	29	50	10.00	100'	1.78	---
SATW-600	6	6.56	29	40	24.00	100'	3.70	----

Standard Length: 100'
Safety Info: Suction and Pressure ratings are based on a temperature of 20C (68F), reduce by 50% at maximum working temperature Recommended Couplings: Cam and groove, combination nipple or short shank. Crimplok cam and groove, Crimplok nipple. All coupling recommendations are to be used as guidelines and are derived from past user preference. In some cases the preferred coupling is of a lesser pressure rating than the hose. Never exceed the working pressure of the lowest rated component in the assembly.

WATER SUCTION & DISCHARGE HOSE

HOSE ACCESSORIES

SUPERFLEX PVC SUCTION



APPLICATION:Specially designed for use in the installation of pool, spa and hot tubs. Can also be used in a variety of water transfer applications where flexible lines are needed to replace rigid piping.
COVER:Blue extra soft low temperature PVC
REINFORCEMENT:Anti-shock rigid PVC helix
TUBE:Blue Extra Soft Low temperature PVC
TEMPERATURE:-20C to +65C(-5F to +150F)

PART #	NOM. ID"	NOM. OD"	VACUUM	PSI	BEND RADIUS"	STD PACK	WEIGHT#	LIST PRICE
SUPER-200	2	2.39	29	70	7.00	100'	0.75	---

Standard Length: 100'
Product Info: Our warranty does not cover damage caused by rodents or any insect. Not for underground use in areas infested by termites.
Safety Info: Suction and Pressure ratings are based on a temperature of 20C (68F), reduce by 50% at maximum working temperature
Recommended Couplings: SCH40

RUBBER WATER S&D



APPLICATION:A heavy duty wire reinforced rubber suction hose for construction, quarries and general use.
COVER:Black smooth abrasion and weather resistant synthetic rubber. REINFORCEMENT:High tensile wire helix embedded between layers of textile cords. TUBE:Smooth black synthetic rubber.
TEMPERATURE:-30C to +80C(-22F to +180F)

PART #	NOM. ID"	NOM. OD"	VACUUM	PSI	BEND RADIUS"	STD PACK	WEIGHT#	LIST PRICE
WSB-125	1-1/4	1.65	29	150	4.00	100	0.77	---
*WSB-150	1-1/2	1.93	29	150	4.00	100	1.00	---
*WSB-200	2	2.48	29	150	5.00	100	1.37	---
*WSB-300	3	3.50	29	150	10.00	100	2.23	---
*WSB-400	4	4.64	29	150	14.00	100	3.73	---
*WSB-600	6	6.66	29	150	30.00	100	5.99	----

Standard Length: 3/4" to 4" - 50'/100' -- 5" and 6" - 20'/100' -- 8" - 20'/60' -- 10" - 40' -- 12" - 20'
Recommended Couplings: Cam and groove, combination nipple or short shank. Crimplok cam and groove, Crimplok nipple. Cam and groove,
combination nipple. Crimplok cam and groove, Crimplok combination nipple. All coupling recommendations are to be used as guidelines and are
derived from past user preference. In some cases the preferred coupling is of a lesser pressure rating than the hose. Never exceed the working
pressure of the lowest rated component in the assembly.

WATER SUCTION & DISCHARGE HOSE

HOSE ACCESSORIES

TEXTILE REINFORCED S&D



APPLICATION:Good for both suction and discharge applications, this heavy duty hose can be used for rental/construction pumping as well as fish suction hose.
COVER:Clear abrasion and weather resistant PVC. REINFORCEMENT:Orange PVC helix with high tensile synthetic textile yarn. TUBE:Smooth clear PVC.
TEMPERATURE:-23C to +65C(-10F to +150F)

PART #	NOM. ID"	NOM. OD"	VACUUM	PSI	BEND RADIUS"	STD PACK	WEIGHT#	LIST PRICE
*RSPVC -200	2	2.59	29	110	4.00	100	0.65	----
*RSPVC-300	3	3.71	29	100	6.00	100	1.12	---
*RSPVC-400	4	4.78	29	80	7.00	100	1.74	---
*RSPVC-600	6	7.17	28	70	10.50	100	3.87	---

Standard Length: 100'
Safety Info: Reduce pressures by 50% at maximum working temperature
Recommended Couplings: Cam and groove, combination nipple or short shank. Crimplok cam and groove, Crimplok nipple. All coupling recommendations are to be used as guidelines and are derived from past user preference. In some cases the preferred coupling is of a lesser pressure rating than the hose. Never exceed the working pressure of the lowest rated component in the assembly.

BUCHANAN RUBBER LTD

A MIDLAND INDUSTRIES COMPANY

Air & Water Hoses









MIDLAND GENERAL PURPOSE AIR HOSE





- 100% Rubber
- Woven braided polyester yarn reinforcement for strength
- Cold weather flexibility down to -40°F and up to +190°F
- 300psi working pressure
- 4:1 Safety factor 1200 psi burst
- 4 finger bend restrictor
- 2 Year Warranty
- Red

COVER: Mix of Natural & Synthetic Rubbers
REINFORCEMENT: Polyester Yarn
TUBE: Natural Rubber
TEMPERATURE: "-40°F to 190°F, -40°C to 90°C"

PART #	DESCRIPTION	COVER COLOR	BEND RADIUS (UOM) (IN)	W.P. (PSI)	B.P. (PSI)	WAR-RANTY (YEARS)	CASE QTY	WEIGHT (EACH)	LIST PRICE
RAIR-025-300BM45	1/4" Hose x 1/4"mnpt 50' Red	Red	0.5	300	1200	2	6	5.44	
RAIR-038-300BM45	3/8" Hose x 1/4"mnpt 50' Red	Red	0.6	300	1200	2	4	7.81	
RAIR-050-300BM65	1/2" Hose x 3/8"mnpt 50' Red	Red	0.8	300	1200	2	4	11.14	

MIDLAND PLUS RUBBER AIR HOSE





- 100% Rubber
- Woven braided polyester yarn reinforcement for strength
- 40% lighter than traditional rubber air hoses
- As light, stronger, and more flexible than a hybrid
- -50°F compared to -40°F
- Better hot weather performance +190°F
- 300 psi working pressure
- 4:1 Safety factor 1200 psi burst pressure
- 1200 psi burst
- 4 finger bend restrictor
- 2 year warranty
- Blue

COVER: Ozone & Weather Resistant Synthetic EPDM Rubber & Other synthetic rubbers
REINFORCEMENT: Polyester Yarn
TUBE: Mix of Natural & Synthetic Rubbers
TEMPERATURE: "-50°F to 190°F, -45°C to 90°C"

PART #	DESCRIPTION	COVER COLOR	BEND RADIUS (UOM) (IN)	W.P. (PSI)	B.P. (PSI)	WAR-RANTY (YEARS)	CASE QTY	WEIGHT (EACH)	LIST PRICE
BAIRLT-025-300BM45-25	1/4" Hose x 1/4"mnpt 25' Blue	Blue	0.48	300	1200	2	8	2.47	
BAIRLT-025-300BM45	1/4" Hose x 1/4"mnpt 50' Blue	Blue	0.48	300	1200	2	6	4.47	
BAIRLT-025-300BM45-100	1/4" Hose x 1/4"mnpt 100' Blue	Blue	0.48	300	1200	2	4	8.07	
BAIRLT-038-300BM45-25	3/8" Hose x 1/4"mnpt 25' Blue	Blue	0.58	300	1200	2	8	2.93	
BAIRLT-038-300BM45	3/8" Hose x 1/4"mnpt 50' Blue	Blue	0.58	300	1200	2	4	6.10	
BAIRLT-038-300BM45-100	3/8" Hose x 1/4"mnpt 100' Blue	Blue	0.58	300	1200	2	3	11.65	
BAIRLT-050-300BM65-25	1/2" Hose x 3/8"mnpt 25' Blue	Blue	0.95	300	1200	2	4	4.45	
BAIRLT-050-300BM65	1/2" Hose x 3/8"mnpt 50' Blue	Blue	0.95	300	1200	2	4	7.86	
BAIRLT-050-300BM65-100	1/2" Hose x 3/8"mnpt 100' Blue	Blue	0.95	300	1200	2	4	14.97	

HOSE ASSEMBLIES
HOSE ACCESSORIES

MIDLAND PREMIUM RUBBER AIR HOSE



- 100% Rubber
- Woven polyester braided for reinforcement
- Class A Oil Resistant Core and Cover. Nitrile Rubber is only Class A material you can make a hose from
- Virtually impervious to any chemicals it comes in contact with. Oil, diesel fuel, gasoline, cleaning chemicals
- Retards grinding sparks and welding spatter
- 30% lighter and more flexible than other Class A hoses.
- Cold weather flexibility down to -30°F and hot weather performance up to +180°F
- 300psi working pressure.
- 4:1 Safety Burst 1200psi
- 4 finger bend restrictor
- 2 year warranty
- Yellow

COVER: Oil Resistant NBR Rubber making it Class A Oil Resistant & Other Synthetic Rubbers
REINFORCEMENT: Polyester Yarn
TUBE: Oil Resistant NBR Rubber making it Class A Oil Resistant & Other Synthetic Rubbers
TEMPERATURE: "-30°F to 190°F, -35°C to 90

PART #	DESCRIPTION	COVER COLOR	BEND RADIUS (UOM) (IN)	W.P. (PSI)	B.P. (PSI)	WAR-RANTY (YEARS)	CASE QTY	WEIGHT (EACH)	LIST PRICE
YAIROR-038-300BM45	3/8" Hose x 1/4"mnpt 50' Yellow	Yellow	0.75	300	1200	2	4	6.12	
YAIROR-050-300BM65	1/2" Hose x 3/8"mnpt 50' Yellow	Yellow	0.95	300	1200	2	4	8.28	
YAIROR-038-300BM45-25	3/8" Hose x 1/4"mnpt 25' Yellow	Yellow	0.75	300	1200	2	3	3.21	
YAIROR-038-300BM45-100	3/8" Hose x 1/4"mnpt 100' Yellow	Yellow	0.95	300	1200	2	5	11.72	
YAIROR-050-300BM65-25	1/2" Hose x 3/8"mnpt 25' Yellow	Yellow	0.95	300	1200	2	4	7.22	
YAIROR-050-300BM65-100	1/2" Hose x 3/8"mnpt 100' Yellow	Yellow	0.95	300	1200	2	2	15.55	

HOSE ASSEMBLIES
HOSE ACCESSORIES

MIDLAND RUBBER WATER HOSE



- 100% Rubber
- Polyester braided reinforcement for strength
- Standard 3/4" GHT fittings
- Cold weather flexibility down to -33°F
- Hot weather performance up to +180°F
- Handles hot water up to +212°F
- 150 psi working pressure
- 500 psi burst pressure
- 4 finger bend restrictor
- 2 year warranty
- Red & Black

COVER: Ozone & Weather Resistant Synthetic EPDM Rubber & Other synthetic rubbers
REINFORCEMENT: Polyester Yarn
TUBE: Natural Rubber
TEMPERATURE: "33°F to 180°F, 0°C to 80°C"

PART #	DESCRIPTION	COVER COLOR	BEND RADIUS (UOM) (IN)	W.P. (PSI)	B.P. (PSI)	WAR-RANTY (YEARS)	CASE QTY	WEIGHT (EACH)	LIST PRICE
OPPWB-063-150GH50	5/8" x 50' x150psi Black Water hose w/ fittings Midland	Red/ Black	1.6	150	500	2	4	13.08	
OPPWR-063-150GH50	5/8" x 50' x150psi Red Water hose w/ fittings Midland	Red/ Black	1.6	150	500	2	4	13.38	
OPPWB-075-150GH50	3/4" x 50' x150psi Black Water hose w/ fittings Midland	Red/ Black	1.8	150	500	2	3	15.57	
OPPWR-075-150GH50	3/4" x 50' x150psi Red Water hose w/ fittings Midland	Red/ Black	1.8	150	500	2	3	16.60	

MIDLAND PLUS RUBBER WATER HOSE



- 100% Rubber
- Polyester braided reinforcement for strength
- Standard 3/4" GHT fittings
- 10% lighter than traditional Rubber Water Hoses
- Cold weather flexibility down to -40°F
- Hot weather performance up to +190°F
- Handles hot water up to +212°F
- 150 psi working pressure
- 500 psi burst pressure
- 4 finger bend restrictor
- 2 year warranty
- Red & Black

COVER: Ozone & Weather Resistant Synthetic EPDM Rubber & Other synthetic rubbers
REINFORCEMENT: Polyester Yarn
TUBE: Natural Rubber
TEMPERATURE: "-40°F to 212°F, -40°C to 100°C"

PART #	DESCRIPTION	COVER COLOR	BEND RADIUS (UOM) (IN)	W.P. (PSI)	B.P. (PSI)	WAR-RANTY (YEARS)	CASE QTY	WEIGHT (EACH)	LIST PRICE
AVAWB-063-150GH50	5/8" x 50' x150psi Black Water hose w/ fittings	Red/ Black	1.7	150	500	2	4	10.68	
AVAWR-063-150GH50	5/8" x 50' x150psi Red Water hose w/ fittings	Red/ Black	1.7	150	500	2	4	10.10	
AVAWB-075-150GH50	3/4" x 50' x150psi Black Water hose w/ fittings	Red/ Black	1.8	150	500	2	3	14.13	
AVAWR-075-150GH50	3/4" x 50' x150psi Red Water hose w/ fittings	Red/ Black	1.8	150	500	2	3	13.36	

HOSE ASSEMBLIES
HOSE ACCESSORIES

MIDLAND PREMIUM RUBBER WATER HOSE



- 100% Rubber
- Polyester braided reinforcement for strength
- 40% lighter than standard rubber water hoses
- Lightest and most flexible 100% rubber water hose
- Standard 3/4" GHT fittings
- Kink resistant under pressure
- Ozone resistant cover
- Cold weather flexibility down to -50°F
- Hot weahter performance up to +190°F
- Handles hot water up to 212°F
- 150 psi working pressure
- 500 psi burst pressure
- 4 finger grip bend restrictor
- 2 year warranty

COVER: Ozone & Weather Resistant Synthetic EPDM Rubber & Other synthetic rubbers
REINFORCEMENT: Polyester Yarn
TUBE: Natural Rubber
TEMPERATURE: "-50°F to 212°F, -45°C to 100°C"

PART #	DESCRIPTION	COVER COLOR	BEND RADIUS (UOM) (IN)	W.P. (PSI)	B.P. (PSI)	WAR-RANTY (YEARS)	CASE QTY	WEIGHT (EACH)	LIST PRICE
BSWBLT-063-150GH50	5/8" x 50' x150psi Blue Water hose w/ fittings	Blue	1.55	150	500	2	4	8.85	
BSWBLT-075-150GH50	3/4" x 50' x150psi Blue Water hose w/ fittings	Blue	2.1	150	500	2	3	11.47	

KEVLAR BRAIDED RUBBER PRESSURE WASHER HOSE



COVER: Oil Resistant NBR Rubber making it Class A Oil Resistant & Other Synthetic Rubbers
REINFORCEMENT: Aramid / Kevlar
TUBE: Oil Resistant NBR Rubber making it Class A Oil Resistant & Other Synthetic Rubbers
TEMPERATURE: "-30F to 250F, -35°C to 120°C"

- 100% Rubber
- KEVLAR Braided reinforcement
- 35% lighter than traditional wire braided rubber pressure washer hoses
- More flexible than wire braided hoses
- Carbon steel flanges
- Non-marking Grey
- Cold weather flexibility down to -20°F
- Handles hot water up to 250°F
- 4100 psi working pressure
- 16,400 psi burst pressure 4:1 safety factor
- 4 finger bend restrictor
- 1 year warranty

PART #	DESCRIPTION	COVER COLOR	BEND RADIUS (UOM) (IN)	W.P. (PSI)	B.P. (PSI)	WAR-RANTY (YEARS)	CASE QTY	WEIGHT (EACH)	LIST PRICE
PWAG-038-50AS	3/8" x 50' with 3/8" Male NPT Revolv-ing + Fixed Grey	Grey	0.53	4100	16400	1	4	7.71	
PWAG-038-100AS	3/8" x 100' with 3/8" Male NPT Revolv-ing + Fixed Grey	Grey	0.53	4100	16400	1	2	14.63	
PWAG-038-200AS	3/8" x 200' with 3/8" Male NPT Revolving + Fixed Grey	Grey	0.53	4100	16400	1	1	27.34	

CRIMPLOK FERRULES PLATED
HOSE ACCESSORIES



CRIMPLOK FERRULES STEEL PLATED FOR 3/4" HOSE - LD FOR UNIVERSAL

PART#	SIZE	CAMPBELL PART	FERRULE ID"	FERRULE LENGTH"	WALL THICKNESS	LIST PRICE
CFT-08106T-SP	3/4	FLPS075112	1.1875"	2.14"	0.04	---
CFT-08107T-SP	3/4	FLPS075114	1.2188"	2.14"	0.04	---
CFT-08108T-SP	3/4	FLPS075116	1.2500"	2.14"	0.04	---
CFT-08109T-SP	3/4	FLPS075118	1.2812	2.14"	0.04	---

Project Information: For use with CRIMPLOK Universal Crimp fittings (HE-XXXCR-SP). Ferrule thickness is .040"

CRIMPLOK FERRULES STEEL PLATED FOR 3/4" HOSE - HD FOR UNIVERSAL

PART#	SIZE	CAMPBELL PART	FERRULE ID"	FERRULE LENGTH"	WALL THICKNESS	LIST PRICE
CF-05101S-SP	3/4	FPS050104S	1.0625"	1.41"	0.06	---

Project Information: For use with CRIMPLOK crimp ground joints (GJM/GJS-XXXCR-SP) I.D Tolerance = +/-0.012

CRIMPLOK FERRULES STEEL PLATED FOR 3/4" HOSE

PART#	SIZE	CAMPBELL PART	FERRULE ID"	FERRULE LENGTH"	WALL THICKNESS	LIST PRICE
CF-08105-SP	3/4	FPS075120	1.3125"	2.14"	0.06	---

Project Information: For use with CRIMPLOK Universal Crimp fittings (HE-XXXCR-SP). Ferrule thickness is .040"

CRIMPLOK FERRULES STEEL PLATED FOR 1" HOSE - LD FOR UNIVERSAL

PART#	SIZE	CAMPBELL PART	FERRULE ID"	FERRULE LENGTH"	WALL THICKNESS	LIST PRICE
CFT-10114T-SP	1	FLPS100128	1.4375"	2.29"	0.04	---
CFT-10115T-SP	1	FLPS100130	1.4687"	2.29"	0.04	---
CFT-10117T-SP	1	FLPS100134	1.5000"	2.29"	0.04	---
CFT-10118T-SP	1	FLPS100136	1.5312"	2.29"	0.04	---

Project Information: For use with CRIMPLOK Universal Crimp fittings (HE-XXXCR-SP). Ferrule thickness is .040"

CRIMPLOK FERRULES STEEL PLATED FOR 1" HOSE

PART#	SIZE	CAMPBELL PART	FERRULE ID"	FERRULE LENGTH"	WALL THICKNESS	LIST PRICE
CF-10109-SP	1	FPS100136	1.5625"	2.29"	0.06	---
CF-10110-SP	1	FPS100140	1.6250"	2.29"	0.06	---
CF-10111-SP	1	FPS100144	1.6875"	2.29"	0.06	---

Project Information: For use with CRIMPLOK crimp cam and groove fitting (CGC/CGE-XXXCR-A1) and CRIMPLOK crimp combination nipples (CNT-XXXCR-SP) I.D. Tolerance = +/-0.012"

CRIMPLOK FERRULES STEEL PLATED FOR 1-1/4" HOSE

PART#	SIZE	CAMPBELL PART	FERRULE ID"	FERRULE LENGTH"	WALL THICKNESS	LIST PRICE
CF-13113-SP	1-1/4	FPS125152	1.8125"	2.32"	0.06	---
CF-13114-SP	1-1/4	FPS125156	1.8750"	2.32"	0.06	---

Project Information: For use with CRIMPLOK crimp cam and groove fitting (CGC/CGE-XXXCR-A1) and CRIMPLOK crimp combination nipples (CNT-XXXCR-SP) I.D. Tolerance = +/-0.012"

CRIMPLOK FERRULES PLATED
HOSE ACCESSORIES



CRIMPLOK FERRULES STEEL PLATED FOR 1-1/2" HOSE

PART#	SIZE	CAMPBELL PART	FERRULE ID"	FERRULE LENGTH"	WALL THICKNESS	LIST PRICE
CF-15115-SP	1-1/2	FPS150160	1.9375"	2.36"	0.06	---
CF-15201-SP	1-1/2	FPS150204	2.0625"	2.36"	0.06	---
CF-15202-SP	1-1/2	FPS150208	2.1250"	2.36"	0.06	---
CF-15203-SP	1-1/2	FPS150212	2.1875"	2.36"	0.06	---
CF-15205-SP	1-1/2	FPS150220	2.3125	2.36"	0.06	---

Project Information: For use with CRIMPLOK crimp cam and groove fitting (CGE/CGE-XXXCR-A1) and CRIMPLOK crimp combination nipples (CNT-XXXCR-SP) I.D. Tolerance = +/-0.012"

CRIMPLOK FERRULES STEEL PLATED FOR 1-1/2" HOSE - LONG

PART#	SIZE	CAMPBELL PART	FERRULE ID"	FERRULE LENGTH"	WALL THICKNESS	LIST PRICE
CF-15202L-SP	1-1/2	FPS150208L	2.1250"	2.91	0.06	---

Project Information: For use with CRIMPLOK ground joint fittings (GJM/GJS-XXXCR-SP) and CRIMPLOK long crimp combination nipples (CNL-XXXCR-SP) I.D. Tolerance = +/-0.012"

CRIMPLOK FERRULES STEEL PLATED FOR 2" HOSE

PART#	SIZE	CAMPBELL PART	FERRULE ID"	FERRULE LENGTH"	WALL THICKNESS	LIST PRICE
CF-20208-SP	2	FPS200232	2.5000"	2.79"	0.06	---
CF-20209-SP	2	FPS200236	2.5625"	2.79"	0.06	---
CF-20210-SP	2	FPS200240	2.6250"	2.79"	0.06	---
CF-20211-SP	2	FPS200244	2.6875"	2.79"	0.06	---
CF-20212-SP	2	FPS200248	2.7500"	2.79"	0.06	---
CF-20213-SP	2	FPS200252	2.8125"	2.79"	0.06	---
CF-20214-SP	2	FPS200256	2.8750"	2.79"	0.06	---
CF-20215-SP	2	FPS200260	2.9375"	2.79"	0.06	---

Project Information: For use with CRIMPLOK crimp cam and groove fitting (CGE/CGE-XXXCR-A1) and CRIMPLOK crimp combination nipples (CNT-XXXCR-SP) I.D. Tolerance = +/-0.012"

CRIMPLOK FERRULES STEEL PLATED FOR 2" HOSE - LONG

PART#	SIZE	CAMPBELL PART	FERRULE ID"	FERRULE LENGTH"	WALL THICKNESS	LIST PRICE
CF-20209L-SP	2	FPS200236L	2.5625"	3.41"	0.06	---
CF-20211L-SP	2	FPS200244L	2.6875"	3.41"	0.06	---
CF-20212L-SP	2	FPS200248L	2.7500"	3.41"	0.06	---
CF-20213L-SP	2	FPS200252L	2.8125"	3.41"	0.06	---

Project Information: For use with CRIMPLOK ground joint fittings (GJM/GJS-XXXCR-SP) and CRIMPLOK long crimp combination nipples (CNL-XXXCR-SP) I.D. Tolerance = +/-0.012"

CRIMPLOK FERRULES PLATED

HOSE ACCESSORIES

CRIMPLOK FERRULES STEEL PLATED FOR 2-1/2" HOSE

PART#	SIZE	CAMPBELL PART	FERRULE ID"	FERRULE LENGTH"	WALL THICKNESS	LIST PRICE
CF-25303-SP	2-1/2	FPS250312	3.1875"	3.11"	0.06	---

Project Information: For use with CRIMPLOK crimp cam and groove fitting (CGE/CGE-XXXCR-A1) and CRIMPLOK crimp combination nipples (CNT-XXXCR-SP) I.D. Tolerance = +/-0.012"

CRIMPLOK FERRULES STEEL PLATED FOR 2-1/2" HOSE - LONG

PART#	SIZE	CAMPBELL PART	FERRULE ID"	FERRULE LENGTH"	WALL THICKNESS	LIST PRICE
CF-25303L-SP	2-1/2	FPS250312L	3.1875"	3.88"	0.06	---

Project Information: For use with CRIMPLOK ground joint fittings (GJM/GJS-XXXCR-SP) and CRIMPLOK long crimp combination nipples (CNL-XXXCR-SP) I.D. Tolerance = +/-0.012"

CRIMPLOK FERRULES STEEL PLATED FOR 3" HOSE

PART#	SIZE	CAMPBELL PART	FERRULE ID"	FERRULE LENGTH"	WALL THICKNESS	LIST PRICE
CF-30309-SP	3	FPS300336	3.5625"	3.94"	0.09	---
CF-30310-SP	3	FPS300340	3.6250"	3.94"	0.09	---
CF-30311-SP	3	FPS300344	3.6875"	3.94"	0.09	---
CF-30312-SP	3	FPS300348	3.7500"	3.94"	0.09	---
CF-30313-SP	3	FPS300352	3.8125"	3.94"	0.09	---
CF-30314-SP	3	FPS300356	3.8750"	3.94"	0.09	---
CF-30315-SP	3	FPS300360	3.9375"	3.94"	0.09	---
CF-30400-SP	3	FPS300400	4.000"	3.94"	0.09	---

Project Information: For use with CRIMPLOK crimp cam and groove fitting (CGE/CGE-XXXCR-A1) and CRIMPLOK crimp combination nipples (CNT-XXXCR-SP) I.D. Tolerance = +/-0.012"

CRIMPLOK FERRULES STEEL PLATED FOR 3" HOSE - LONG

PART#	SIZE	CAMPBELL PART	FERRULE ID"	FERRULE LENGTH"	WALL THICKNESS	LIST PRICE
CF-30310L-SP	3	FPS300340L	3.6250"	4.36"	0.09	---
CF-30311L-SP	3	FPS300344L	3.6875"	4.36"	0.09	---
CF-30312L-SP	3	FPS300348L	3.7500"	4.36"	0.09	---
CF-30313L-SP	3	FPS300352L	3.8125"	4.36"	0.09	---
CF-30314L-SP	3	FPS300356L	3.8750"	4.36"	0.09	---
CF-30315L-SP	3	FPS300360L	3.9375"	4.36"	0.09	---
CF-30400L-SP	3	FPS300400L	4.000"	4.36"	0.09	---

Project Information: For use with CRIMPLOK crimp cam and groove fitting (CGE/CGE-XXXCR-A1) and CRIMPLOK crimp combination nipples (CNT-XXXCR-SP) I.D. Tolerance = +/-0.012"

CRIMPLOK FERRULES PLATED
HOSE ACCESSORIES



CRIMPLOK FERRULES STEEL PLATED FOR 4" HOSE

PART#	SIZE	CAMPBELL PART	FERRULE ID"	FERRULE LENGTH"	WALL THICKNESS	LIST PRICE
CF-40409-SP	4	FPS400436	4.5625"	4.19"	0.09	---
CF-40410-SP	4	FPS400440	4.6250"	4.19"	0.09	---
CF-40411-SP	4	FPS400444	4.6875"	4.19"	0.09	---
CF-40412-SP	4	FPS400448	4.7500"	4.19"	0.09	---
CF-40413-SP	4	FPS400452	4.8125"	4.19"	0.09	---
CF-40414-SP	4	FPS400456	4.8750"	4.19"	0.09	---
CF-40415-SP	4	FPS400460	4.9375"	4.19"	0.09	---
CF-40500-SP	4	FPS400500	5.000"	4.19"	0.09	---
CF-40501-SP	4	FPS400504	5.0625"	4.19"	0.09	---

Project Information: For use with CRIMPLOK crimp cam and groove fitting (CGE/CGE-XXXCR-A1) and CRIMPLOK crimp combination nipples (CNT-XXXCR-SP) I.D. Tolerance = +/-0.012"

CRIMPLOK FERRULES STEEL PLATED FOR 4" HOSE - LONG

PART#	SIZE	CAMPBELL PART	FERRULE ID"	FERRULE LENGTH"	WALL THICKNESS	LIST PRICE
CF-40410L-SP	4	FPS400440L	4.6250"	5.20"	0.09	---
CF-40411L-SP	4	FPS400444L	4.6875"	5.20"	0.09	---
CF-40412L-SP	4	FPS400448L	4.7500"	5.20"	0.09	---
CF-40413L-SP	4	FPS400452L	4.8125"	5.20"	0.09	---
CF-40414L-SP	4	FPS400456L	4.8750"	5.20"	0.09	---
CF-40415L-SP	4	FPS400460L	4.9375"	5.20"	0.09	---
CF-40500L-SP	4	FPS400500L	5.000"	5.20"	0.09	---
CF-40501L-SP	4	FPS400504L	5.0625"	5.20"	0.09	---

Project Information: For use with CRIMPLOK ground joint fittings (GJM/GJS-XXXCR-SP) and CRIMPLOK long crimp combination nipples (CNL-XXXCR-SP) I.D. Tolerance = +/-0.012"

CRIMPLOK FERRULES STEEL PLATED FOR 6" HOSE

PART#	SIZE	CAMPBELL PART	FERRULE ID"	FERRULE LENGTH"	WALL THICKNESS	LIST PRICE
CF-60610-SP	6	FPS600640	6.6250"	5.67"	0.12	---
CF-60612-SP	6	FPS600648	6.7500"	5.67"	0.12	---
CF-60614-SP	6	FPS600656	6.8750"	5.67"	0.12	---
CF-60702-SP	6	FPS600708	7.1250"	5.67"	0.12	---
CF-60704-SP	6	FPS600716	7.2500"	5.67"	0.12	---

Project Information: For use with CRIMPLOK ground joint fittings (GJM/GJS-XXXCR-SP) and CRIMPLOK long crimp combination nipples (CNL-XXXCR-SP) I.D. Tolerance = +/-0.012"

CRIMPLOK FERRULES STAINLESS

HOSE ACCESSORIES



CRIMPLOK FERRULES STAINLESS 304 FOR 1/2" HOSE

PART#	SIZE	CAMPBELL PART	FERRULE ID"	FERRULE LENGTH"	WALL THICKNESS	LIST PRICE
CF-05101-SS304	1/2	FSS050104	1.0625"	2.14"	0.06	---
CF-05102-SS304	1/2	FSS050108	1.1250"	2.14"	0.06	---

Project Information: For use with CRIMPLOK crimp ground joints (GJM/GJS-XXXCR-SP) I.D. Tolerance = +/-0.012"

CRIMPLOK FERRULES STAINLESS 304 FOR 3/4" HOSE

PART#	SIZE	CAMPBELL PART	FERRULE ID"	FERRULE LENGTH"	WALL THICKNESS	LIST PRICE
CF-08105-SS304	3/4	FSS075120	1.3125"	2.14"	0.06	---
CF-08106-SS304	3/4	FSS075124	1.3750"	2.14"	0.06	---
CF-08108-SS304	3/4	FSS075132	1.5000"	2.14"	0.06	---

Project Information: For use with CRIMPLOK crimp ground joints (GJM/GJS-XXXCR-SP) I.D. Tolerance = +/-0.012"

CRIMPLOK FERRULES STAINLESS 304 FOR 3/4" HOSE - LD FOR UNIVERSAL

PART#	SIZE	CAMPBELL PART	FERRULE ID"	FERRULE LENGTH"	WALL THICKNESS	LIST PRICE
CFT-08104T-SS304	3/4	FLSS075108	1.1250"	2.14"	0.04	---
CFT-08106T-SS304	3/4	FLSS075112	1.1875"	2.14"	0.04	---
CFT-08107T-SS304	3/4	FLSS075114	1.2188"	2.14"	0.04	---
CFT-08108T-SS304	3/4	FLSS075116	1.2500"	2.14"	0.04	---
CFT-08109T-SS304	3/4	FLSS075118	1.2812"	2.14"	0.04	---

Project Information: For use with CRIMPLOK Universal crimp fittings (HE-XXXCR-SP) Ferrule thickness is .040"

CRIMPLOK FERRULES STAINLESS 304 FOR 1" HOSE

PART#	SIZE	CAMPBELL PART	FERRULE ID"	FERRULE LENGTH"	WALL THICKNESS	LIST PRICE
CF-10108-SS304	1	FSS100132	1.5000"	2.29"	0.06	---
CF-10109-SS304	1	FSS100136	1.5625"	2.29"	0.06	---
CF-10110-SS304	1	FSS100140	1.6250"	2.29"	0.06	---
CF-10111-SS304	1	FSS100144	1.6875"	2.29"	0.06	---

Project Information: For use with CRIMPLOK crimp cam and groove fitting (CGE/CGE-XXXCR-A1) and CRIMPLOK crimp combination nipples (CNT-XXXCR-SP) I.D. Tolerance = +/-0.012"

CRIMPLOK FERRULES STAINLESS 304 FOR 1" HOSE - LD FOR UNIVERSAL

PART#	SIZE	CAMPBELL PART	FERRULE ID"	FERRULE LENGTH"	WALL THICKNESS	LIST PRICE
CFT-10117T-SS304	1	FLSS100134	1.5312"	2.29"	0.04	---

Project Information: For use with CRIMPLOK Universal crimp fittings (HE-XXXCR-SP) Ferrule thickness is .040"

CRIMPLOK FERRULES STAINLESS

HOSE ACCESSORIES



CRIMPLOK FERRULES STAINLESS 304 FOR 1-1/4" HOSE

PART#	SIZE	CAMPBELL PART	FERRULE ID"	FERRULE LENGTH"	WALL THICKNESS	LIST PRICE
CF-13114-SS304	1-1/4	FSS125156	1.8750"	2.32"	0.06	---
CF-13115-SS304	1-1/4	FSS125160	1.9375"	2.32"	0.06	---

Project Information: For use with CRIMPLOK crimp cam and groove fitting (CGE/CGE-XXXCR-A1) and CRIMPLOK crimp combination nipples (CNT-XXXCR-SP) I.D. Tolerance = +/-0.012"

CRIMPLOK FERRULES STAINLESS 304 FOR 1-1/2" HOSE

PART#	SIZE	CAMPBELL PART	FERRULE ID"	FERRULE LENGTH"	WALL THICKNESS	LIST PRICE
CF-15115-SS304	1-1/2	FSS150160	1.9375"	2.36"	0.06	---
CF-15200-SS304	1-1/2	FSS150200	2.000"	2.36"	0.06	---
CF-15201-SS304	1-1/2	FSS150204	2.0625"	2.36"	0.06	---
CF-15202-SS304	1-1/2	FSS150208	2.1250"	2.36"	0.06	---
CF-15203-SS304	1-1/2	FSS150212	2.1875"	2.36"	0.06	---
CF-15204-SS304	1-1/2	FSS150216	2.2500"	2.36"	0.06	---
CF-15205-SS304	1-1/2	FSS150220	2.3125"	2.36"	0.06	---

Project Information: For use with CRIMPLOK crimp cam and groove fitting (CGE/CGE-XXXCR-A1) and CRIMPLOK crimp combination nipples (CNT-XXXCR-SS316) I.D. Tolerance = +/-0.012"

CRIMPLOK FERRULES STAINLESS 304 FOR 2" HOSE

PART#	SIZE	CAMPBELL PART	FERRULE ID"	FERRULE LENGTH"	WALL THICKNESS	LIST PRICE
CF-20208-SS304	2	FSS200232	2.5000"	2.79"	0.06	---
CF-20209-SS304	2	FSS200236	2.5625"	2.79"	0.06	---
CF-20210-SS304	2	FSS200240	2.6250"	2.79"	0.06	---
CF-20211-SS304	2	FSS200244	2.6875"	2.79"	0.06	---
CF-20212-SS304	2	FSS200248	2.7500"	2.79"	0.06	---
CF-20213-SS304	2	FSS200252	2.8125"	2.79"	0.06	---
CF-20214-SS304	2	FSS200256	2.8750"	2.79"	0.06	---

Project Information: For use with CRIMPLOK crimp cam and groove fitting (CGE/CGE-XXXCR-A1) and CRIMPLOK crimp combination nipples (CNT-XXXCR-SS316) I.D. Tolerance = +/-0.012"

CRIMPLOK FERRULES STAINLESS 304 FOR 3" HOSE

PART#	SIZE	CAMPBELL PART	FERRULE ID"	FERRULE LENGTH"	WALL THICKNESS	LIST PRICE
CF-30309-SS304	3	FSS300336	3.5625"	3.94"	0.10	---
CF-30310-SS304	3	FSS300340	3.6250"	3.94"	0.10	---
CF-30311-SS304	3	FSS300344	3.6875"	3.94"	0.10	---
CF-30312-SS304	3	FSS300348	3.7500"	3.94"	0.10	---
CF-30313-SS304	3	FSS300352	3.8125"	3.94"	0.10	---
CF-30314-SS304	3	FSS300356	3.8750"	3.94"	0.10	---
CF-30315-SS304	3	FSS300360	3.9375"	3.94"	0.10	---
CF-30400-SS304	3	FSS300400	4.000"	3.94"	0.10	---

Project Information: For use with CRIMPLOK crimp cam and groove fitting (CGE/CGE-XXXCR-A1) and CRIMPLOK crimp combination nipples (CNT-XXXCR-SS316) I.D. Tolerance = +/-0.012"

CRIMPLOK SLEEVES ALUMINUM
HOSE ACCESSORIES

CRIMPLOK FERRULES STAINLESS 304 FOR 4" HOSE

PART#	SIZE	CAMPBELL PART	FERRULE ID"	FERRULE LENGTH"	WALL THICKNESS	LIST PRICE
CF-40410-SS304	4	FSS400440	4.6250"	4.19"	0.10	---
CF-40411-SS304	4	FSS400444	4.6875"	4.19"	0.10	---
CF-40412-SS304	4	FSS400448	4.7500"	4.19"	0.10	---
CF-40413-SS304	4	FSS400452	4.8125"	4.19"	0.10	---
CF-40414-SS304	4	FSS400456	4.8750"	4.19"	0.10	---
CF-40415-SS304	4	FSS400500	5.000"	4.19"	0.10	---

Project Information: For use with crimp cam and groove fitting (CGE/CGE-XXXCR-A1), CRIMPLOK crimp long combination nipples (CNL-XXXCR-SP) and CRIMPLOK (CNT/G-XXXCS-S/P) I.D. Tolerance = +/-0.012"



CRIMPLOK SLEEVES ALUMINUM FOR 2" HOSE

PART#	SIZE	CAMPBELL PART	SLEEVE ID"	SLEEVE LENGTH"	WALL THICKNESS	LIST PRICE
CSL-20209-A	2	SAL200236	2.5625"	2.79"	0.12	---

Project Information: For use with cam and groove fitting (CGE/CGE-XXXCR-A1), CRIMPLOK crimp long combination nipples (CNL-XXXCR-SP) and CRIMPLOK (CNT/G-XXXCS-S/P) I.D. Tolerance = +/-0.012"

CRIMPLOK SLEEVES ALUMINUM FOR 2" HOSE

PART#	SIZE	CAMPBELL PART	SLEEVE ID"	SLEEVE LENGTH"	WALL THICKNESS	LIST PRICE
CSL-20210-A	2	SAL200240	2.6250"	2.79"	0.12	---
CSL-20211-A	2	SAL200244	2.6875"	2.79"	0.12	---

Project Information: For use with cam and groove fitting (CGE/CGE-XXXCR-A1), CRIMPLOK crimp long combination nipples (CNL-XXXCR-SP) and CRIMPLOK (CNT/G-XXXCS-S/P) I.D. Tolerance = +/-0.012"

CRIMPLOK SLEEVES ALUMINUM FOR 3" HOSE

PART#	SIZE	CAMPBELL PART	SLEEVE ID"	SLEEVE LENGTH"	WALL THICKNESS	LIST PRICE
CSL-30310-A	3	SAL300340	3.6250"	3.94"	0.12	---
CSL-30313-A	3	SAL300352	3.8125"	3.94"	0.12	---
CSL-30314-A	3	SAL300356	3.8750"	3.94"	0.12	---
CSL-30315-A	3	SAL300360	3.9375"	3.94"	0.12	---

Project Information: For use with cam and groove fitting (CGE/CGE-XXX-A1), CRIMPLOK crimp long combination nipples (CNL-XXXCR-SP) and CRIMPLOK (CNT/G-XXXCS-S/P) I.D. Tolerance = +/-0.012"

CRIMPLOK SLEEVES ALUMINUM FOR 4" HOSE

PART#	SIZE	CAMPBELL PART	SLEEVE ID"	SLEEVE LENGTH"	WALL THICKNESS	LIST PRICE
CSL-40411-A	4	SAL400444	4.6875"	4.19"	0.12	---
CSL-40412-A	4	SAL400448	4.7500"	4.19"	0.12	---
CSL-40413-A	4	SAL400452	4.8125"	4.19"	0.12	---
CSL-40414-A	4	SAL400456	4.8750"	4.19"	0.12	---

Project Information: For use with cam and groove fitting (CGE/CGE-XXX-A1), CRIMPLOK crimp long combination nipples (CNL-XXXCR-SP) and CRIMPLOK (CNT/G-XXXCS-S/P) I.D. Tolerance = +/-0.012"

CRIMPLOK SLEEVES PLATED
HOSE ACCESSORIES



CRIMPLOK SLEEVES STEEL PLATED FOR 2" HOSE

PART#	SIZE	CAMPBELL PART	SLEEVE ID"	SLEEVE LENGTH"	WALL THICKNESS	LIST PRICE
CSL-08106-SP	3/4	SPS075124	1.3750"	2.14"	0.06	---

Project Information: For use with cam and groove fitting (CGE/CGE-XXXCR-A1), CRIMPLOK crimp long combination nipples (CNL-XXXCR-SP) and CRIMPLOK (CNT/G-XXXCS-S/P) I.D. Tolerance = +/-0.012"

CRIMPLOK SLEEVES STEEL PLATED FOR 3/4" HOSE - SHORT

PART#	SIZE	CAMPBELL PART	SLEEVE ID"	SLEEVE LENGTH"	WALL THICKNESS	LIST PRICE
CSL-05100S-SP	1/2	SPS050100S	1.0000"	0.91"	0.06	---
CSL-08102S-SP	3/4	SPS075108S	1.1250"	1.10"	0.06	---
CSL-08105S-SP	3/4	SPS075120S	1.3125"	1.10"	0.06	---

Project Information: For use with regular combination nipples (CNT-XXX-S/SP) and short shank fittings (PL-XXX-AD) I.D. Tolerance = +/-0.012"

CRIMPLOK SLEEVES STEEL PLATED FOR 1" HOSE

PART#	SIZE	CAMPBELL PART	SLEEVE ID"	SLEEVE LENGTH"	WALL THICKNESS	LIST PRICE
CSL-10107-SP	1	SPS100128	1.4375"	2.29"	0.06	---
CSL-10108-SP	1	SPS100132	1.5000"	2.29"	0.06	---
CSL-10109-SP	1	SPS100136	1.5625"	2.29"	0.06	---
CSL-10110-SP	1	SPS100140	1.6250"	2.29"	0.06	---
CSL-10111-SP	1	SPS100144	1.6875"	2.29"	0.06	---
CSL-10112-SP	1	SPS100148	1.7500"	2.29"	0.06	---

Project Information: For use with cam and groove fitting (CGE/CGE-XXXCR-A1), CRIMPLOK crimp long combination nipples (CNL-XXXCR-SP) and CRIMPLOK (CNT/G-XXXCS-S/P) I.D. Tolerance = +/-0.012"

CRIMPLOK SLEEVES STEEL PLATED FOR 1" HOSE - SHORT

PART#	SIZE	CAMPBELL PART	SLEEVE ID"	SLEEVE LENGTH"	WALL THICKNESS	LIST PRICE
CSL-10107S-SP	1	SPS100128S	1.4375"	2.26"	0.06	---
CSL-10108S-SP	1	SPS100132S	1.5000"	2.26"	0.06	---
CSL-10109S-SP	1	SPS100136S	1.5625"	2.26"	0.06	---
CSL-10111S-SP	1	SPS100144S	1.6875"	2.26"	0.06	---

Project Information: For use with regular combination nipples (CNT-XXX-S/SP) and short shank fittings (PL-XXX-AD) I.D. Tolerance = +/-0.012"

CRIMPLOK SLEEVES STEEL PLATED FOR 1-1/4" HOSE - SHORT

PART#	SIZE	CAMPBELL PART	SLEEVE ID"	SLEEVE LENGTH"	WALL THICKNESS	LIST PRICE
CSL-13113S-SP	1-1/4	SPS125152S	1.8125"	1.26"	0.06	---
CSL-13114S-SP	1-1/4	SPS125156S	1.8750"	1.26"	0.06	---

Project Information: For use with regular combination nipples (CNT-XXX-S/SP) and short shank fittings (PL-XXX-AD) I.D. Tolerance = +/-0.012"

CRIMPLOK SLEEVES PLATED

HOSE ACCESSORIES

CRIMPLOK SLEEVES STEEL PLATED FOR 1-1/2" HOSE

PART#	SIZE	CAMPBELL PART	SLEEVE ID"	SLEEVE LENGTH"	WALL THICKNESS	LIST PRICE
CSL-15112-SP	1-1/2	SPS150148	1.7500"	2.36"	0.06	---
CSL-15115-SP	1-1/2	SPS150160	1.9375"	2.36"	0.06	---
CSL-15200-SP	1-1/2	SPS150200	2.0000"	2.36"	0.06	---
CSL-15201-SP	1-1/2	SPS150204	2.0625"	2.36"	0.06	---
CSL-15202-SP	1-1/2	SPS150208	2.1250"	2.36"	0.06	---
CSL-15203-SP	1-1/2	SPS150212	2.1875"	2.36"	0.06	---
CSL-15204-SP	1-1/2	SPS150216	2.2500"	2.36"	0.06	---
CSL-15205-SP	1-1/2	SPS150220	2.3125"	2.36"	0.06	---
CSL-15206-SP	1-1/2	SPS150224	2.3750"	2.36"	0.06	---

Project Information: For use with cam and groove fitting (CGE/CGE-XXXCR-A1), CRIMPLOK crimp long combination nipples (CNL-XXXCR-SP) and CRIMPLOK (CNT/G-XXXCS-S/P) I.D. Tolerance = +/-0.012"

CRIMPLOK SLEEVES STEEL PLATED FOR 1-1/2" HOSE - SHORT

PART#	SIZE	CAMPBELL PART	SLEEVE ID"	SLEEVE LENGTH"	WALL THICKNESS	LIST PRICE
CSL-15202S-SP	1-1/2	SPS150208S	2.1250"	1.46"	0.06	---

Project Information: For use with regular combination nipples (CNT-XXX-S/SP) and short shank fittings (PL-XXX-AD) I.D. Tolerance = +/-0.012"

CRIMPLOK SLEEVES STEEL PLATED FOR 2" HOSE

PART#	SIZE	CAMPBELL PART	SLEEVE ID"	SLEEVE LENGTH"	WALL THICKNESS	LIST PRICE
CSL-20204-SP	2	SPS200216	2.2500"	2.79"	0.06	---
CSL-20206-SP	2	SPS200224	2.3750"	2.79"	0.06	---
CSL-20207-SP	2	SPS200228	2.4375"	2.79"	0.06	---
CSL-20208-SP	2	SPS200232	2.5000"	2.79"	0.06	---
CSL-20209-SP	2	SPS200236	2.5625"	2.79"	0.06	---
CSL-20210-SP	2	SPS200240	2.6250"	2.79"	0.06	---
CSL-20211-SP	2	SPS200244	2.6875"	2.79"	0.06	---
CSL-20212-SP	2	SPS200248	2.7500"	2.79"	0.06	---
CSL-20213-SP	2	SPS200252	2.8125"	2.79"	0.06	---
CSL-20214-SP	2	SPS200256	2.8750"	2.79"	0.06	---
CSL-20215-SP	2	SPS200260	2.9375"	2.79"	0.06	---
CSL-20300-SP	2	SPS200300	3.0000"	2.79"	0.06	---

Project Information: For use with cam and groove fitting (CGE/CGE-XXX-A1), CRIMPLOK crimp long combination nipples (CNL-XXXCR-SP) and CRIMPLOK (CNT/G-XXXCS-S/P) I.D. Tolerance = +/-0.012"

CRIMPLOK SLEEVES STEEL PLATED FOR 2" HOSE - SHORT

PART#	SIZE	CAMPBELL PART	SLEEVE ID"	SLEEVE LENGTH"	WALL THICKNESS	LIST PRICE
CSL-20206S-SP	2	SPS200224S	2.3750"	1.81"	0.06	---
CSL-20207S-SP	2	SPS200228S	2.4375"	1.81"	0.06	---
CSL-20209S-SP	2	SPS200236S	2.5625"	1.81"	0.06	---
CSL-20210S-SP	2	SPS200240S	2.6250"	1.81"	0.06	---
CSL-20211S-SP	2	SPS200244S	2.6875"	1.81"	0.06	---

Project Information: For use with regular combination nipples (CNT-XXX-S/SP) and short shank fittings (PL-XXX-AD) I.D. Tolerance = +/-0.012"

CRIMPLOK SLEEVES PLATED
HOSE ACCESSORIES



CRIMPLOK SLEEVES STEEL PLATED FOR 2-1/2" HOSE

PART#	SIZE	CAMPBELL PART	SLEEVE ID"	SLEEVE LENGTH"	WALL THICKNESS	LIST PRICE
CSL-25302-SP	2-1/2	SPS250308	3.1250"	3.11"	0.06	---
CSL-25306-SP	2-1/2	SPS250324	3.3750"	3.11"	0.06	---

Project Information: For use with cam and groove fitting (CGE/CGE-XXXCR-A1), CRIMPLOK crimp long combination nipples (CNL-XXXCR-SP) and CRIMPLOK (CNT/G-XXXCS-S/P) I.D. Tolerance = +/-0.012"

CRIMPLOK SLEEVES STEEL PLATED FOR 3" HOSE

PART#	SIZE	CAMPBELL PART	SLEEVE ID"	SLEEVE LENGTH"	WALL THICKNESS	LIST PRICE
CSL-30304-SP	3	SPS300316	3.2500"	3.94"	0.09	---
CSL-30306-SP	3	SPS300324	3.3750"	3.94"	0.09	---
CSL-30307-SP	3	SPS300328	3.4375"	3.94"	0.09	---
CSL-30308-SP	3	SPS300332	3.5000"	3.94"	0.09	---
CSL-30309-SP	3	SPS300336	3.5625"	3.94"	0.09	---
CSL-30310-SP	3	SPS300340	3.6250"	3.94"	0.09	---
CSL-30311-SP	3	SPS300344	3.6875"	3.94"	0.09	---
CSL-30312-SP	3	SPS300348	3.7500"	3.94"	0.09	---
CSL-30313-SP	3	SPS300352	3.8125"	3.94"	0.09	---
CSL-30314-SP	3	SPS300356	3.8750	3.94"	0.09	---
CSL-30400-SP	3	SPS300400	4.000"	3.94"	0.09	---

Project Information: For use with cam and groove fitting (CGE/CGE-XXXCR-A1), CRIMPLOK crimp long combination nipples (CNL-XXXCR-SP) and CRIMPLOK (CNT/G-XXXCS-S/P) I.D. Tolerance = +/-0.012"

CRIMPLOK SLEEVES STEEL PLATED FOR 3" HOSE - SHORT

PART#	SIZE	CAMPBELL PART	SLEEVE ID"	SLEEVE LENGTH"	WALL THICKNESS	LIST PRICE
CSL-30306S-SP	3	SPS300324S	3.3750"	2.44"	0.09	---
CSL-30308S-SP	3	SPS300332S	3.5000"	2.44"	0.09	---
CSL-30309S-SP	3	SPS300336S	3.5625"	2.44"	0.09	---
CSL-30310S-SP	3	SPS300340S	3.6250"	2.44"	0.09	---
CSL-30311S-SP	3	SPS300344S	3.6875"	2.44"	0.09	---
CSL-30312S-SP	3	SPS300348S	3.7500"	2.44"	0.09	---
CSL-30313S-SP	3	SPS300352S	3.8125"	2.44"	0.09	---
CSL-30314S-SP	3	SPS300356S	3.8750"	2.44"	0.09	---

Project Information: For use with regular combination nipples (CNT-XXX-S/SP) and short shank fittings (PL-XXX-AD) I.D. Tolerance = +/-0.012"

CRIMPLOK SLEEVES PLATED
HOSE ACCESSORIES

CRIMPLOK SLEEVES STEEL PLATED FOR 4" HOSE

PART#	SIZE	CAMPBELL PART	SLEEVE ID"	SLEEVE LENGTH"	WALL THICKNESS	LIST PRICE
CSL-40406-SP	4	SPS400424	4.3750"	4.19"	0.09	---
CSL-40408-SP	4	SPS400432	4.5000"	4.19"	0.09	---
CSL-40409-SP	4	SPS400436	4.5625"	4.19"	0.09	---
CSL-40410-SP	4	SPS400440	4.6250"	4.19"	0.09	---
CSL-40411-SP	4	SPS400444	4.6875"	4.19"	0.09	---
CSL-40412-SP	4	SPS400448	4.7500"	4.19"	0.09	---
CSL-40413-SP	4	SPS400452	4.8125"	4.19"	0.09	---
CSL-40414-SP	4	SPS400456	4.8750"	4.19"	0.09	---
CSL-40415-SP	4	SPS400460	4.9375"	4.19"	0.09	---
CSL-40500-SP	4	SPS400500	5.0000"	4.19"	0.09	---

Project Information: For use with cam and groove fitting (CGE/CGE-XXXCR-A1), CRIMPLOK crimp long combination nipples (CNL-XXXCR-SP) and CRIMPLOK (CNT/G-XXXCS-S/P) I.D. Tolerance = +/-0.012"

CRIMPLOK SLEEVES STEEL PLATED FOR 4" HOSE - SHORT

PART#	SIZE	CAMPBELL PART	SLEEVE ID"	SLEEVE LENGTH"	WALL THICKNESS	LIST PRICE
CSL-40410S-SP	4	SPS400440S	4.6250"	3.31"	0.09	---
CSL-40411S-SP	4	SPS400444S	4.6875"	3.31"	0.09	---
CSL-40412S-SP	4	SPS400448S	4.7500"	3.31"	0.09	---
CSL-40413S-SP	4	SPS400452S	4.8125"	3.31"	0.09	---
CSL-40414S-SP	4	SPS400456S	4.9375"	3.31"	0.09	---
CSL-40500S-SP	4	SPS400500S	5.0000"	3.31"	0.09	---

Project Information: For use with regular combination nipples (CNT-XXX-S/SP) and short shank fittings (PL-XXX-AD) I.D. Tolerance = +/-0.012"

CRIMPLOK SLEEVES STEEL PLATED FOR 6" HOSE

PART#	SIZE	CAMPBELL PART	SLEEVE ID"	SLEEVE LENGTH"	WALL THICKNESS	LIST PRICE
CSL-60604-SP	6	SPS600616	6.2500"	5.67"	0.12	---
CSL-60606-SP	6	SPS600624	6.3750"	5.67"	0.12	---
CSL-60608-SP	6	SPS600632	6.5000"	5.67"	0.12	---
CSL-60610-SP	6	SPS600640	6.6250"	5.67"	0.12	---
CSL-60612-SP	6	SPS600648	6.7500"	5.67"	0.12	---
CSL-60614-SP	6	SPS600656	6.8750"	5.67"	0.12	---
CSL-60700-SP	6	SPS600700	7.0000"	5.67"	0.12	---
CSL-60702-SP	6	SPS600708	7.1250"	5.67"	0.12	---
CSL-60704-SP	6	SPS600716	7.2500"	5.67"	0.12	---

Project Information: For use with cam and groove fitting (CGE/CGE-XXXCR-A1), CRIMPLOK crimp long combination nipples (CNL-XXXCR-SP) and CRIMPLOK (CNT/G-XXXCS-S/P) I.D. Tolerance = +/-0.012"

CRIMPLOK SLEEVES STEEL PLATED FOR 8" HOSE

PART#	SIZE	CAMPBELL PART	SLEEVE ID"	SLEEVE LENGTH"	WALL THICKNESS	LIST PRICE
CSL-80812-SP	8	SPS800848	8.7500"	6.50"	0.12	---
CSL-80900-SP	8	SPS800900	9.0000"	6.50"	0.12	---
CSL-80904-SP	8	SPS800916	9.2500"	6.50"	0.12	---
CSL-80908-SP	8	SPS800932	9.5000"	6.50"	0.12	---

Project Information: For use with cam and groove fitting (CGE/CGE-XXXCR-A1), CRIMPLOK crimp long combination nipples (CNL-XXXCR-SP) and CRIMPLOK (CNT/G-XXXCS-S/P) I.D. Tolerance = +/-0.012"

CRIMPLOK SLEEVES STAINLESS
HOSE ACCESSORIES

CRIMPLOK SLEEVES STEEL PLATED FOR 10" HOSE

PART#	SIZE	CAMPBELL PART	SLEEVE ID"	SLEEVE LENGTH"	WALL THICKNESS	LIST PRICE
CSL-100108-SP	10	SPS100132	10.5000"	7.25"	0.12	---
CSL-100114-SP	10	SPS100156	10.8750"	7.25"	0.12	---

Project Information: For use with cam and groove fitting (CGE/CGE-XXXCR-A1), CRIMPLOK crimp long combination nipples (CNL-XXXCR-SP) and CRIMPLOK (CNT/G-XXXCS-S/P) I.D. Tolerance = +/-0.012"



CRIMPLOK SLEEVES STAINLESS 304 FOR 1/2" HOSE - SHORT

PART#	SIZE	CAMPBELL PART	SLEEVE ID"	SLEEVE LENGTH"	WALL THICKNESS	LIST PRICE
CSL-05100S-SS304	1/2	SSS050100S	1.000"	0.91"	0.06	---

Project Information: For use with regular combination nipples (CNT-XXX-SS/SS316) I.D. Tolerance = +/-0.012"

CRIMPLOK SLEEVES STAINLESS 304 FOR 3/4" HOSE

PART#	SIZE	CAMPBELL PART	SLEEVE ID"	SLEEVE LENGTH"	WALL THICKNESS	LIST PRICE
CSL-08104-SS304	3/4	SSS075116	1.2500"	2.14"	0.06	---

Project Information: For use with cam and groove fitting (CGE/CGE-XXX-SS1), CRIMPLOK crimp long combination nipples (CNL-XXXCR-SP) and CRIMPLOK (CNT/G-XXXCS-S/P) I.D. Tolerance = +/-0.012"

CRIMPLOK SLEEVES STAINLESS 304 FOR 3/4" HOSE - SHORT

PART#	SIZE	CAMPBELL PART	SLEEVE ID"	SLEEVE LENGTH"	WALL THICKNESS	LIST PRICE
CSL-08104S-SS304	3/4	SSS075116S	1.2500"	1.10"	0.06	---

Project Information: For use with regular combination nipples (CNT-XXX-SS/SS316) I.D. Tolerance = +/-0.012"

CRIMPLOK SLEEVES STAINLESS 304 FOR 1" HOSE

PART#	SIZE	CAMPBELL PART	SLEEVE ID"	SLEEVE LENGTH"	WALL THICKNESS	LIST PRICE
CSL-10108-SS304	1	SSS100132	1.5000"	2.29"	0.06	---
CSL-10110-SS304	1	SSS100140	1.6250"	2.29"	0.06	---
CSL-10112-SS304	1	SSS100148	1.7500"	2.29"	0.06	---

Project Information: For use with cam and groove fitting (CGE/CGE-XXX-SS1) I.D. Tolerance = +/-0.012"

CRIMPLOK SLEEVES STAINLESS 304 FOR 1" HOSE - SHORT

PART#	SIZE	CAMPBELL PART	SLEEVE ID"	SLEEVE LENGTH"	WALL THICKNESS	LIST PRICE
CSL-10109S-SS304	1	SSS100136S	1.5625"	1.26"	0.06	---
CSL-10110S-SS304	1	SSS100140S	1.6250"	1.26"	0.06	---

Project Information: For use with regular combination nipples (CNT-XXX-SS/SS316) I.D. Tolerance = +/-0.012"

CRIMPLOK SLEEVES STAINLESS

HOSE ACCESSORIES

CRIMPLOK SLEEVES STAINLESS 304 FOR 1-1/4" HOSE

PART#	SIZE	CAMPBELL PART	SLEEVE ID"	SLEEVE LENGTH"	WALL THICKNESS	LIST PRICE
CSL-13114-SS304	1-1/4	SSS125156	1.8750"	2.32"	0.06	---

Project Information: For use with cam and groove fitting (CGE/CGE-XXX-SS1) I.D. Tolerance = +/-0.012"

CRIMPLOK SLEEVES STAINLESS 304 FOR 1-1/4" HOSE - SHORT

PART#	SIZE	CAMPBELL PART	SLEEVE ID"	SLEEVE LENGTH"	WALL THICKNESS	LIST PRICE
CSL-13113S-SS304	1-1/4	SSS125152S	1.8125"	1.26"	0.06	---

Project Information: For use with regular combination nipples (CNT-XXX-SS/SS316) I.D. Tolerance = +/-0.012"

CRIMPLOK SLEEVES STAINLESS 304 FOR 1-1/2" HOSE

PART#	SIZE	CAMPBELL PART	SLEEVE ID"	SLEEVE LENGTH"	WALL THICKNESS	LIST PRICE
CSL-15201-SS304	1-1/2	SSS150204	2.0625"	2.36"	0.06	---

Project Information: For use with cam and groove fitting (CGE/CGE-XXX-SS1) I.D. Tolerance = +/-0.012"

CRIMPLOK SLEEVES STAINLESS 304 FOR 2" HOSE

PART#	SIZE	CAMPBELL PART	SLEEVE ID"	SLEEVE LENGTH"	WALL THICKNESS	LIST PRICE
CSL-20206-SS304	2	SSS200224	2.3750"	2.79"	0.06	---
CSL-20207-SS304	2	SSS200228	2.4375"	2.79"	0.06	---
CSL-20208-SS304	2	SSS200232	2.5000"	2.79"	0.06	---
CSL-20209-SS304	2	SSS200236	2.5625"	2.79"	0.06	---
CSL-20210-SS304	2	SSS200240	2.6250"	2.79"	0.06	---
CSL-20211-SS304	2	SSS200244	2.6875"	2.79"	0.06	---
CSL-20212-SS304	2	SSS200248	2.7500"	2.79"	0.06	---
CSL-20214-SS304	2	SSS200256	2.8750"	2.79"	0.06	---

Project Information: For use with cam and groove fitting (CGE/CGE-XXX-SS1) I.D. Tolerance = +/-0.012"

CRIMPLOK SLEEVES STAINLESS 304 FOR 3" HOSE

PART#	SIZE	CAMPBELL PART	SLEEVE ID"	SLEEVE LENGTH"	WALL THICKNESS	LIST PRICE
CSL-30309-SS304	3	SSS300336	3.5625"	3.94"	0.10	---
CSL-30310-SS304	3	SSS300340	3.6250"	3.94"	0.10	---
CSL-30311-SS304	3	SSS300344	3.6875"	3.94"	0.10	---
CSL-30312-SS304	3	SSS300348	3.7500"	3.94"	0.10	---
CSL-30313-SS304	3	SSS300352	3.8125"	3.94"	0.10	---
CSL-30314-SS304	3	SSS300356	3.8750"	3.94"	0.10	---

Project Information: For use with cam and groove fitting (CGE/CGE-XXX-SS1) I.D. Tolerance = +/-0.012"

HOSE CLAMPS



 WORM GEAR	 QUICK RELEASE
 MEGA & MAXI T-BOLT CLAMPS	 SPRING LOADED T-BOLT
 CONSTANT TORQUE & V-BAND	 DOUBLE BOLT CLAMP
 SPIRAL CLAMP MAXI CLAMP	 MUFFLER & EXHAUST
 1 EAR, 2 EAR, GAPLESS	 HAMMERLOCK & PUNCH-LOK
 TOOLS	 NON-PERFORATED OR LINED BAND MARINE CLAMPS
 RUBBER LINED	 HOSE FERRULES

WARNING: This product can expose you to chemicals, including Chromium, which are known to the State of California to cause cancer and birth defects or other reproductive harm. For more information, visit www.P65Warnings.ca.gov

WORM GEAR CLAMPS

MINIATURE CLAMPS - 5/16″ BAND



300 Series
- 1/4" Hex Slotted Carbon Steel Screw
- 5/16" Wide 301 Stainless Steel Band
- Carbon Steel Housing

Applications: For marine, agricultural, industrial and automotive uses. Corrosion resistance varies with stainless components.

Mechanically interlocked, 3 piece construction for service sealing pressure without spot welding.

Stainless Steel band with Carbon Steel Housing and Screw

5/16" band, 1/4" screw

PART #	DIA. RANGE		BOX/CASE	LIST PRICE
	MIN.	MAX.		
3000004	7/32"	5/8"	200/2400	---
300005	7/16"	11/16"	200/2400	---
3000006	5/16"	7/8"	200/2400	---
3000008	7/16"	1"	200/1200	---
300010	1/2"	1-1/16"	200/1200	---
300012	9/16"	1-1/4"	200/1200	---
300016	11/16"	1-1/2"	200/1200	---
3000020	7/8"	1-3/4"	200/1200	---

1/2″ BAND CLAMPS



600 Series
- 5/16" Hex Slotted Carbon Steel Screw
- 1/2" Wide 201 Stainless Steel Band
- Carbon Steel Housing

Applications: A general purpose clamp for automobiles, plumbing, home and garden general clamping applications, with anti-corrosive properties varying with the number of components made from stainless steel.

- No PSI Rating
- 50lb/ Inch Torque Rating Die Set Function

Stainless Steel band with Carbon Steel Housing and Screw

1/2" band, 5/16" screw

PART #	#	DIA. RANGE		BAG/CASE	LIST PRICE
		MIN.	MAX.		
600006	6	3/8"	7/8"	100/600	---
600008	8	7/16"	1"	100/600	---
600010	10	9/16"	1-1/16"	100/600	---
600012	12	9/16"	1-1/4"	100/600	---
600016	16	11/16"	1-1/2"	100/600	---
600020	20	3/4"	1-3/4"	100/300	---
600024	24	1-1/16"	2"	100/300	---
600028	28	1-5/16"	2-1/4"	100/300	---
600032	32	1-9/16"	2-1/2"	100/300	---
600036	36	1-13/16"	2-3/4"	50/200	---
600040	40	2-1/16"	3"	50/200	---
600044	44	2-5/16"	3-1/4"	50/200	---
600048	48	2-9/16"	3-1/2"	50/200	---
600052	52	2-13/16"	3-3/4"	25/100	---
600056	56	3-1/16"	4"	25/100	---
600060	60	3-5/16"	4-1/4"	25/100	---
600064	64	2-1/2"	4-1/2"	25/100	---
600072	72	3"	5"	25/100	---
600080	80	3-1/2"	5-1/2"	10/100	---
600088	88	4"	6"	10/100	---
600096	96	4-1/2"	6-1/2"	10/100	---
600104	104	5"	7"	10/100	---

WARNING: This product can expose you to chemicals, including Chromium, which are known to the State of California to cause cancer and birth defects or other reproductive harm. For more information, visit www.P65Warnings.ca.gov

325 & 611 WORM GEAR CLAMPS

HOSE CLAMPS

MINIATURE CLAMPS - 5/16" BAND



325 Series
• 1/4" Hex Slotted Carbon Steel Screw
• 5/16" Wide 301 Stainless Steel Band
• 301 Stainless Steel Housing

Stainless Steel band and housing with Carbon Steel Screw

5/16" band, 1/4" screw

PART #	DIA. RANGE		BOX/CASE	LIST PRICE
	MIN.	MAX.		
325004	7/32"	5/8"	200/2400	---
325005	7/16"	11/16"	200/2400	---
325006	5/16"	7/8"	200/2400	---
325008	7/16"	1"	200/1200	---
325010	1/2"	1-1/16"	200/1200	---
325012	9/16"	1-1/4"	200/1200	---
325016	11/16"	1-1/2"	200/1200	---
325020	7/8"	1-3/4"	200/1200	---

Applications: For agricultural, industrial and automotive uses. Corrosion resistance varies with stainless components.

Mechanically interlocked, 3 piece construction for service sealing pressure without spot welding.

1/2" BAND CLAMPS



611 Series
• 5/16" Hex Slotted Carbon Steel Screw
• 1/2" Wide 201 Stainless Steel Band
• 301 Stainless Steel Housing

Applications: The perfect clamp for automobiles, plumbing, home and garden general clamping applications, with anti-corrosive properties varying with the number of components made from stainless steel.

• No PSI Rating
• 50lb/ Inch Torque Rating Die Set Function

Stainless Steel band and housing with Carbon Steel Screw

1/2" band, 5/16" screw

PART #	#	DIA. RANGE		BAG/CASE	LIST PRICE
		MIN.	MAX.		
611006	6	3/8"	7/8"	100/600	---
611008	8	7/16"	1"	100/600	---
611010	10	9/16"	1-1/16"	100/600	---
611012	12	9/16"	1-1/4"	100/600	---
611016	16	11/16"	1-1/2"	100/600	---
611020	20	3/4"	1-3/4"	100/300	---
611024	24	1-1/16"	2"	100/300	---
611028	28	1-5/16"	2-1/4"	100/300	---
611032	32	1-9/16"	2-1/2"	100/300	---
611036	36	1-13/16"	2-3/4"	50/200	---
611040	40	2-1/16"	3"	50/200	---
611044	44	2-5/16"	3-1/4"	50/200	---
611048	48	2-9/16"	3-1/2"	50/200	---
611052	52	2-13/16"	3-3/4"	25/100	---
611056	56	3-1/16"	4"	25/100	---
611060	60	3-5/16"	4-1/4"	25/100	---
611064	64	2-1/2"	4-1/2"	25/100	---
611072	72	3"	5"	25/100	---
611080	80	3-1/2"	5-1/2"	10/100	---
611088	88	4"	6"	10/100	---
611096	96	4-1/2"	6-1/2"	10/100	---
611104	104	5"	7"	10/100	---
611116	116	5-3/4"	7-3/4"	100/100	---
611128	128	6-1/2"	8-1/2"	100/100	---
611152	152	2"	10"	100/100	---
611164	164	1-3/4"	10-3/4"	100/100	---
611176	176	9-1/4"	11-1/4"	100/100	---
611188	188	2-1/16"	12-1/4"	100/100	---
611200	200	11"	13"	100/100	---
611212	212	11-3/4"	13-3/4"	100/100	---
611224	224	12-1/2"	14-1/2"	100/100	---
611248	248	10-3/4"	16"	100/100	---
611270	270	15-3/8"	17-3/8"	100/100	---
611312	312	18"	20"	100/100	---
611332	332	19-1/8"	21-1/4"	100/100	---
611390	390	22-7/8"	24-7/8"	100/100	---

WARNING: This product can expose you to chemicals, including Chromium, which are known to the State of California to cause cancer and birth defects or other reproductive harm. For more information, visit www.P65Warnings.ca.gov

350 & 620 WORM GEAR CLAMPS
HOSE CLAMPS

MINIATURE CLAMPS - 5/16" BAND



350 Series
- 1/4" Hex Slotted 410 Stainless Steel Screw
- 5/16" Wide 301 Stainless Steel Band
- 301 stainless Steel Housing
- 6mm thick

All Stainless Steel
5/16" band, 1/4" screw

PART #	DIA. RANGE		BOX/CASE	LIST PRICE
	MIN.	MAX.		
350004	7/32"	5/8"	200/2400	---
350005	7/16"	11/16"	200/2400	---
350006	5/16"	7/8"	200/2400	---
350008	7/16"	1"	200/1200	---
350010	1/2"	1-1/16"	200/1200	---
350012	9/16"	1-1/4"	200/1200	---
350016	11/16"	1-1/2"	200/1200	---
350020	7/8"	1-3/4"	200/1200	---

Applications: For agricultural, industrial and automotive uses. Corrosion resistance varies with stainless components.

Mechanically interlocked, 3 piece construction for service sealing pressure without spot welding.

1/2" WIDE BAND CLAMPS (12.70MM)



620 Series
- 5/16" Hex Slotted 305 Stainless Steel Screw
- 1/2" Wide 301 Stainless Steel Band
- 301 Stainless Steel Housing

- 6mm Thickness
- Use for underground and other high corrosive applications.
- For a sure grip application.
- Especially suited to industrial applications

All Stainless Steel
1/2" band, 5/16" screw

PART #	#	DIA. RANGE		BOX/CASE	LIST PRICE
		MIN.	MAX.		
620006	6	3/8"	7/8"	100/600	---
620008	8	7/16"	1"	100/600	---
620010	10	9/16"	1-1/16"	100/600	---
620012	12	9/16"	1-1/4"	100/600	---
620016	16	11/16"	1-1/2"	100/600	---
620020	20	3/4"	1-3/4"	100/300	---
620024	24	1-1/16"	2"	100/300	---
620028	28	1-5/16"	2-1/4"	100/300	---
620032	32	1-9/16"	2-1/2"	100/300	---
620036	36	1-13/16"	2-3/4"	50/200	---
620040	40	2-1/16"	3"	50/200	---
620044	44	2-5/16"	3-1/4"	50/200	---
620048	48	2-9/16"	3-1/2"	50/200	---
620052	52	2-13/16"	3-3/4"	25/100	---
620056	56	3-1/16"	4"	25/100	---
620060	60	3-5/16"	4-1/4"	25/100	---
620064	64	2-1/2"	4-1/2"	25/100	---
620072	72	3"	5"	25/100	---
620080	80	3-1/2"	5-1/2"	10/100	---
620088	88	4"	6"	10/100	---
620096	96	4-1/2"	6-1/2"	10/100	---
620104	104	5"	7"	10/100	---
620116	116	5-3/4"	7-3/4"	100/100	---
620128	128	6-1/2"	8-1/2"	100/100	---
620152	152	2"	10"	100/100	---
620164	164	1-3/4"	10-3/4"	100/100	---
620176	176	9-1/4"	11-1/4"	100/100	---
620188	188	9.9"	12-1/4"	100/100	---
620200	200	11"	13"	100/100	---
620212	212	11-3/4"	13-3/4"	100/100	---
620224	224	12-1/2"	14-1/2"	100/100	---
620248	248	10-3/4"	16"	100/100	---
620270	270	15-3/8"	17-3/8"	100/100	---
620312	312	18"	20"	100/100	---
620332	332	19-1/8"	21-1/4"	100/100	---
620390	390	22-7/8"	24-7/8"	100/100	---

WARNING: This product can expose you to chemicals, including Chromium, which are known to the State of California to cause cancer and birth defects or other reproductive harm. For more information, visit www.P65Warnings.ca.gov

#316 MARINE WORM GEAR CLAMPS

HOSE CLAMPS

MINIATURE CLAMPS - 5/16" BAND

All #316 SS for Marine Environments

5/16" band, 1/4" screw



PART #	DIA. RANGE		BOX/CASE	LIST PRICE
	MIN.	MAX.		
350004SS	7/32"	5/8"	200/2400	---
350005SS	7/16"	11/16"	200/2400	---
350006SS	5/16"	7/8"	200/2400	---
350008SS	7/16"	1"	200/1200	---
350010SS	1/2"	1-1/16"	200/1200	---
350012SS	9/16"	1-1/4"	200/1200	---
350016SS	11/16"	1-1/2"	200/1200	---
350020SS	7/8"	1-3/4"	200/1200	---

350SS Series
- 1/4" Hex Slotted 316 Stainless Steel Screw
- 316 Stainless Steel Band
- 8mm wide
- 6 mm thick
- 316 stainless Steel Housing

Applications: For marine, agricultural, industrial and automotive uses. Corrosion resistance varies with stainless components.

Mechanically interlocked, 3 piece construction for service sealing pressure without spot welding.

1/2" WIDE BAND CLAMPS (12.70MM)

All #316 SS for Marine Environments

1/2" band, 5/16" screw



ALL 316SS PART #	#	DIA. RANGE		BOX/CASE	LIST PRICE
		MIN.	MAX.		
620006SS	6	3/8"	7/8"	100/600	---
620008SS	8	7/16"	1"	100/600	---
620010SS	10	9/16"	1-1/16"	100/600	---
620012SS	12	9/16"	1-1/4"	100/600	---
620016SS	16	11/16"	1-1/2"	100/600	---
620020SS	20	3/4"	1-3/4"	100/300	---
620024SS	24	1-1/16"	2"	100/300	---
620028SS	28	1-5/16"	2-1/4"	100/300	---
620032SS	32	1-9/16"	2-1/2"	100/300	---
620036SS	36	1-13/16"	2-3/4"	50/200	---
620040SS	40	2-1/16"	3"	50/200	---
620044SS	44	2-5/16"	3-1/4"	50/200	---
620048SS	48	2-9/16"	3-1/2"	50/200	---
620052SS	52	2-13/16"	3-3/4"	25/100	---
620056SS	56	3-1/16"	4"	25/100	---
620060SS	60	3-5/16"	4-1/4"	25/100	---
620064SS	64	2-1/2"	4-1/2"	25/100	---
620072SS	72	3"	5"	25/100	---

620SS Series
- 5/16" Hex Slotted 316 Stainless Steel Screw
- 1/2" Wide 316 Stainless Steel Band
- 316 Stainless Steel Housing

- 6mm Thickness
- Use for marine, underground and other high corrosive applications.

QUICK RELEASE

500/550 SERIES

These clamps feature a unique quick release design between the one piece housing and band allowing for quick and easy installation in restricted or difficult areas.

Applications: Quick release action permits easy installation in applications where clamp must be opened to be applied. Quick release clamps are used extensively in the telecommunications industry on cable enclosures where open air application demands durability.



Open/Close design allows easy installation.



500 Series
- 5/16" Hex Slotted Carbon Steel Screw
- 1/2" 301 Stainless Steel band
- 301 Stainless Steel Housing
- 410 Stainless Steel Bridge

550 Series
- 5/16" Hex Slotted 410 Stainless Steel Screw
- 1/2" 301 Stainless Steel band
- 301 Stainless Steel Housing
- 410 Stainless Steel Bridge

PART #	LIST PRICE	#	DIA. RANGE		PART #	LIST PRICE
			MIN.	MAX.		
500012	---	12	1/2"	1-1/4"	550012	---
	---	20	3/4"	1-3/4"	550020	---
	---	28	1"	2-1/4"	550028	---
	---	36	1"	2-3/4"	550036	---
	---	48	1-1/2"	3-1/2"	550048	---
	---	56	1"	4"	550056	---
	---	72	2"	5"	550072	---
500088	---	88	2-1/16"	6"	550088	---
500104	---	104	1-3/4"	7"	550104	---
500128	---	128	1-3/4"	8-9/16"	550128	---
500152	---	152	2"	10"	550152	---
500188	---	188	2-1/16"	12-5/16"	550188	---
500216	---	216	10-3/16"	14"	550216	---
500248	---	248	10-3/4"	16"	550248	---
500280	---	280	14-1/4"	18"	550280	---
		312	14"	20"	550312	---

WARNING: This product can expose you to chemicals, including Chromium, which are known to the State of California to cause cancer and birth defects or other reproductive harm.
For more information, visit www.P65Warnings.ca.gov

T-BOLT CLAMPS

- All designs meet SAE J1508 specifications.
- .025” Band Thickness
- 3/4” Wide Band
- Band Material: 301 Series Stainless Steel
- Bolt Material: 304 Series Stainless Steel
- Nut Material: 304 Series Stainless Steel
- Nuts are Self-locking
- Torque Rating 75 in/lb

Opens 1/16" above and tightens 1/8" smaller then nominal I.D. for a total of 3/16" range for clamps sizes 150 through 250. Opens 1/16" above and tightens 7/32" smaller then nominal I.D. for clamps sizes 256 through 750.



Purpose: To provide a quick, yet effective means of clamping a variety of fittings to a wide range of hose. T-Bolts can be applied with a standard 7/16” socket wrench. They provide 3600 sealing surface by using a shoe or formed bridge.

Services: The T-Bolt clamp is a high strength, reliable clamp with numerous applications in both the commercial and industrial markets including hose and ductwork connections for air, oil, water, other types of low pressure fluid lines, engine air intake, exhaust, hose and filters.

ALL STAINLESS STEEL

PART#	NOMINAL SIZE	O.D. RANGE		LIST PRICE
		FROM:	TO:	
840131	1-1/4	1-5/32"	1-15/32"	---
840150	1-1/2	1-3/8"	1-9/16"	---
840175	1-3/4	1-5/8"	1-13/16"	---
840188	1-7/8	1-3/4"	1-15/16"	---
840200	2	1-7/8"	2-1/16"	---
840225	2-1/4	2-1/8"	2-5/16"	---
840238	2-3/8	2-1/4"	2-7/16"	---
840250	2-1/2	2-3/8"	2-9/16"	---
840256	2-9/16	2-11/32"	2-5/8"	---
840263	2-5/8	2-13/32"	2-11/16"	---
840275	2-3/4	2-17/32"	2-13/16"	---
840288	2-7/8	2-21/32"	2-15/16"	---
840300	3	2-25/32"	3-1/16"	---
840312	3-1/8	2-29/32"	3-3/16"	---
840325	3-1/4	3-1/32"	3-5/16"	---
840350	3-1/2	3-9/32"	3-9/16"	---
840375	3-3/4	3-17/32"	3-13/16"	---
840382	3-53/64	3-19/32"	3-7/8"	---
840400	4	3-25/32"	4-1/16"	---
840425	4-1/4	4-1/32"	4-5/16"	---
840450	4-1/2	4-9/32"	4-9/16"	---
840475	4-3/4	4-17/32"	4-13/16"	---
840500	5	4-25/32"	5-1/16"	---
840525	5-1/4	5-1/32"	5-5/16"	---
840550	5-1/2	5-9/32"	5-9/16"	---
840575	5-3/4	5-17/32"	5-13/16"	---
840600	6	5-25/32"	6-1/16"	---
840625	6-1/4	6-1/32"	6-5/16"	---
840650	6-1/2	6-9/32"	6-9/16"	---
840675	6-3/4	6-17/32"	6-13/16"	---
840700	7	6-25/32"	7-1/16"	---
840750	7-1/2	7-9/32"	7-9/16"	---
840800	8	7-25/32"	8-1/16"	---
840850	8-1/4	8-9/32"	8-9/16"	---
840888	8-7/8	8-21/32"	8-15/16"	---
8401088	10-7/8	10-21/32"	10-15/16"	---

WARNING: This product can expose you to chemicals, including Chromium, which are known to the State of California to cause cancer and birth defects or other reproductive harm. For more information, visit www.P65Warnings.ca.gov

SPRING LOADED T-BOLT
HOSE CLAMPS

SPRING LOADED T-BOLT HOSE CLAMP

- Per SAE standard J1508 Type "SLTB"
- .025 Band Thickness
- 3/4 (19mm) band width
- Heavy duty springs
- Band Material: 300 stainless
- T-bolt: Carbon steel w/ zinc plating
- Housing (Bridge): 300 Stainless
- Hex nut: Carbon Steel, Nylon insert
- Torque rating: 150 in-lbs (8.5 mm)



Purpose: To provide constant tension performance to compensate for the expansion and contraction when temperatures fluctuate. Provides high strength and a 360° seal. Tighten with a 7/16" wrench or hex nutdriver.

Services: Designed for use in high vibration and large diameter applications common in heavy trucks, industrial machinery, off road equipment, agricultural irrigation and machinery, for air intake and coolant adapter

PART #	SAE #	MIN - MAX	WGT	BOX QTY	LIST PRICE
844213	40	2.13 - 2.44	0.170	100	---
844225	44	2.25 - 2.56	0.174	100	---
844238	48	2.38 - 2.69	0.179	100	---
844250	52	2.50 - 2.81	0.181	100	---
844263	56	2.63 - 2.94	0.183	100	---
844275	60	2.75 - 3.06	0.185	100	---
844300	68	3 - 3.31	0.187	100	---
844306	70	3.06 - 3.38	0.190	100	---
844313	72	3.13 - 3.44	0.192	100	---
844325	76	3.25 - 3.56	0.194	100	---
844338	80	3.38 - 3.69	0.196	100	---
844350	84	3.50 - 3.81	0.196	100	---
844356	86	3.56 - 3.88	0.196	100	---
844363	88	3.63 - 3.94	0.198	100	---
844375	92	3.75 - 4.06	0.198	100	---
844406	102	4.06 - 4.38	0.203	100	---
844413	104	4.13 - 4.44	0.209	100	---
844425	108	4.25 - 4.56	0.214	100	---
844456	118	4.56 - 4.88	0.216	100	---
844500	132	5 - 5.31	0.218	100	---
844525	140	5.25 - 5.56	0.220	100	---
844600	164	6 - 6.31	0.223	100	---
844625	172	6.25 - 6.56	0.225	100	---

Automatically adjust diameter for hose expansion and contraction due to temperature changes.

CONSTANT TORQUE HOSE CLAMPS

- All designs meet SAE J1508 specifications type "SLHD"
- .028 Band thickness
- Band material: 304 thickness
- Band width: 9/16" for 45in-lb
  5/8" for 90in-lb
- Band material: 304 stainless
- Housing: 304 stainless steel
- Bridge: 410 stainless steel
- Hex screw: 410 stainless steel



Purpose: To eliminate leaks by automatically incerasing or decreasing the clamps diameter, decreasing the need for retightening. Constant torque clamps have an extended tail on the band to protect soft hose or tube from being cut.

Services: Constant torque clamps are an excellent choice for fluctuating and extreme temperature applications and thermal compensation.

PART #	CLAMPING RANGE	BAND WIDTH	TORQUE	SCREW SIZE	WGT	BOX QTY	LIST PRICE
842010	9/16" - 1 1/16"	9/16"	72 in-lb	5/16"	0.106	100	---
842012	11/16" - 1 1/4"	9/16"	72 in-lb	5/16"	0.108	100	---
842016	13/16" - 1 1/2"	9/16"	72 in-lb	5/16"	0.112	100	---
842020	13/16" - 1 3/4"	9/16"	72 in-lb	5/16"	0.119	100	---
842024	1 1/16" - 2"	9/16"	72 in-lb	5/16"	0.121	100	---
842200	1 1/4" - 2 1/8"	5/8"	130 in-lb High	3/8"	0.207	100	---
842250	1 3/4" - 2 5/8"	5/8"	130 in-lb High	3/8"	0.216	100	---
842300	2 1/4" - 3 1/8"	5/8"	130 in-lb High	3/8"	0.220	100	---
842350	2 3/4" - 3 5/8"	5/8"	130 in-lb High	3/8"	0.225	100	---
842400	3 1/4" - 4 1/8"	5/8"	130 in-lb High	3/8"	0.231	100	---
842450	3 3/4" - 4 5/8"	5/8"	130 in-lb High	3/8"	0.238	100	---
842500	4 1/4" - 5 1/8"	5/8"	130 in-lb High	3/8"	0.256	100	---
842550	4-3/4"-5-5/8"	5/8"	130 in-lb High	3/8"	0.284	100	

V-BAND HOSE CLAMPS

- Band thickness: see chart
- Band width: see chart
- Band material: 300 stainless
- Trunnion: 300 stainless
- 1/4" T-bolt: 300 Ziac plated steel

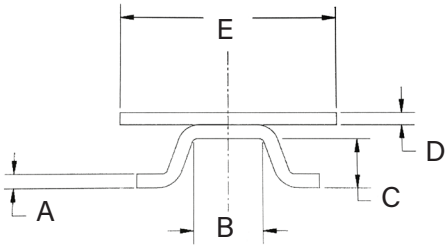



Purpose: to provide a fast, secure cupling for connecting flanged joints.

Services: V-Band clamps feature high strength and positive sealing integrity for applications including: heavy duty diesel engine exhaust and turbochargers, filter housings, emissions and general industrial applications.

PART#	NOMINAL DIAMETER	V-INSERT SECTIONS			BANDS		WGT	BOX QTY	LIST PRICE
		A	B	C	D	E			
843321	3.21	0.050	0.262	0.141	0.035	0.750	0.525	100	---
843382	3.82	0.077	0.207	0.281	0.040	0.875	0.531	100	---
843388	3.88	0.050	0.400	0.281	0.040	0.875	0.536	100	---
843450	4.50	0.077	0.207	0.281	0.040	0.875	0.547	100	---
843461	4.61	0.050	0.156	0.281	0.035	0.750	0.549	100	---
843475	4.75	0.050	0.400	0.281	0.040	0.875	0.553	100	---
843525	5.25	0.050	0.262	0.141	0.035	0.750	0.567	100	---
843588	5.88	0.050	0.400	0.281	0.040	0.875	0.575	100	---

MUFFLER CLAMPS

Muffler Clamps are designed with elongated and tapered holes that pulls the legs around the pipe as the nuts tighten, making a tight seal. Other clamps legs do not wrap around the pipe, they stay straight and the clamp only connects at two points.

- Carbon steel band, housing and bridge
- All muffler clamps are zinc plated for superior corrosion resistance
- Heavy duty U-Bolt and band construction
- 3/8 U-bolt
- Base 2.4mm

SADDLE



PART #	SIZE	WGT	BOX QTY	LIST PRICE
841175	1-3/4"	0.335	50	---
841200	2"	0.410	50	---
841250	2-1/2"	0.448	50	---
841300	3"	0.582	50	---
841350	3-1/2"	0.741	50	---
841400	4"	0.847	25	---
841450	4-1/2"	1.023	25	---
841500	5"	1.067	25	---

GUILLOTINE - PROVIDES A COMPLETE 360° HEAVY DUTY SEAL



PART #	SIZE	WGT	BOX QTY	LIST PRICE
841040	4"	0.820	25	---
841045	4-1/2"	0.847	25	---
841050	5"	0.988	25	---

WARNING: This product can expose you to chemicals, including Cobalt, which are known to the State of California to cause cancer.
For more information, visit www.P65Warnings.ca.gov

EXHAUST CLAMPS

Complete with:
- One metal band - 76mm width
- One spacer
- Two bolts
- Two reaction blocks
- Individually boxed

- Pre-attached hardware for easy and accurate installation.

- Conforms to pipe and flex tubing to create the best seal available without distorting any pipes.

ALUMINIZED STEEL LAP CLAMPS

- .7mm band thickness
- 76mm band width



PART #	SIZE	WGT	BOX QTY	LIST PRICE
846350	3.50"	1.102	50	---
846400	4"	1.146	50	---
846500	5"	1.235	50	---

STAINLESS STEEL LAP CLAMPS

- .5mm band thickness
- 76mm band width



PART #	SIZE	WGT	BOX QTY	LIST PRICE
847200	2"	0.926	50	---
847250	2.50"	0.970	50	---
847275	2.75"	0.992	50	---
847300	3"	1.014	50	---
847350	3.50"	1.058	50	---
847400	4"	1.102	50	---
847500	5"	1.190	50	---
847600	6"	1.279	50	---

STAINLESS STEEL EASY-FORM CLAMPS

- .5mm band thickness
- 76mm band width



PART #	SIZE	WGT	BOX QTY	LIST PRICE
848500	5"	1.190	50	---

WARNING: This product can expose you to chemicals, including chromium, which are known to the State of California to cause cancer and birth defects or other reproductive harm. For more information, visit www.P65Warnings.ca.gov

DOUBLE BOLT CLAMPS



R88 Series

Rugged, heavy duty two bolt clamps without saddles
Zinc plated ductile iron clamp
Zinc plated carbon steel bolt and nuts

PART #	SIZE	SIZE RANGE	MAX TORQUE FT LBS	LIST PRICE
R88DB-12-DP*	1-1/8	1-1/8" - 1-1/4"	15	---
R88DB-16-DP*	1-3/8	1-3/8" - 1-1/2"	20	---
R88DB-20-DP*	1-5/8	1-5/8" - 1-3/4"	25	---
R88DB-24-DP*	2	2" - 2-1/8"	25	---
R88DB-32-DP*	2-1/4	2-1/4" - 2-3/8"	30	---

SC SPIRAL CLAMP SERIES

Spiral wound clamps specifically designed for use
on heavily corrugated suction hoses.
Available in left hand (counter clockwise) and right hand (clockwise) spiral.
Zinc plated steel construction.





PART #	LIST	HOSE ID	O.D. RANGE MM	PART #	LIST PRICE
SC-200R-SP*	---	2"	51 - 56	SC-200L-SP	---
SC-300R-SP*	---	3"	76 - 90	SC-300L-SP	---
SC-400R-SP*	---	4"	106 - 118	SC-400L-SP	---
SC-600R-SP*	---	6"	151 - 170	SC-600L-SP	---

DOUBLE BOLT CLAMPS



IMPORT

DBC Series

Rugged, heavy duty two bolt clamps with saddles
Zinc plated ductile iron clamps and saddles
Zinc plated carbon steel bolt and nuts

PART #	SIZE	SIZE RANGE	MAX TORQUE FT LBS	LIST PRICE
DBC-400-DP*	3-1/2	3-1/2" - 4"	40	---
DBC-525-DP*	4-3/16	4-3/16" - 5"	60	---
DBC-675-DP*	6-1/8	6-1/8" - 6-7/8"	60	---
DBC-875-DP*	8-1/4	8-1/4" -8-7/8"	125	---
DBC-988-DP*	8-15/16	8-15/16" - 9-7/8"	125	---
DBC-1275-DP*	11-3/16	11-3/16" - 13"	125	---
DBC-1360-DP	12-3/16	12-3/16" - 14"	200	---

MEGA CLAMPS

Rugged heavy duty wide band clamps for use in medium duty air and water, general industrial, automotive, food and agricultural applications.

MEGAKLAMP



IMPORT

Megaklamp Series
Clamp sizes for hose O.D. from 17 mm to 252 mm
Yellow zinc plated steel Band/Bridge/Trunnion/Sleeve/Bolt
Band gauge from 0.6 mm to 1.7 mm depending upon clamp size
Band width from 18 mm to 26 mm depending upon clamp size
Bolt size from 5 mm to 10 mm depending upon clamp size

PART #	SIZE MM	DECIMAL MIN"	DECIMAL MAX"	WIDTH	LIST PRICE
MKL-019-SP	17-19	0.67	0.75	1.02	---
MKL-022-SP	20-22	0.79	0.87	1.02	---
MKL-025-SP	23-25	0.87	0.98	1.02	---
MKL-028-SP	26-28	1.02	1.10	1.02	---
MKL-031-SP	29-31	1.14	1.22	1.02	---
MKL-035-SP	32-35	1.26	1.38	1.02	---
MKL-039-SP	36-39	1.42	1.54	1.02	---
MKL-043-SP	40-43	1.57	1.69	0.87	---
MKL-047-SP	44-47	1.73	1.85	0.87	---
MKL-051-SP	48-51	1.89	2.01	0.87	---
MKL-055-SP	52-55	2.05	2.17	0.87	---
MKL-059-SP	56-59	2.20	2.32	0.87	---
MKL-063-SP	60-63	2.36	2.48	0.87	---
MKL-067-SP	64-67	2.52	2.64	0.94	---
MKL-073-SP	68-73	2.68	2.87	0.94	---
MKL-079-SP	74-79	2.91	3.11	0.94	---
MKL-085-SP	80-85	3.15	3.35	0.94	---

M6 MAXI CLAMP LIGHT



IMPORT

M6 Maxiclamp Series
Clamp sizes for hose O.D. from 23 mm to 43 mm
Silver (clear) zinc plated steel Band/Bridge/Trunnion/Sleeve/Bolt
Band gauge from 0.6 mm to 0.8 mm depending upon clamp size
Band width from 18 mm to 20 mm depending upon clamp size
Bolt size from 5 mm to 6 mm depending upon clamp size

PART #	SIZE MM	DECIMAL MIN"	DECIMAL MAX"	WIDTH	LIST PRICE
M6-23	23-25	0.87	1.01	0.71	---
M6-26	26-28	1.02	1.13	0.71	---
M6-29	29-31	1.14	1.25	0.79	---
M6-32	32-35	1.26	1.41	0.79	---

M6 STAINLESS MAXI CLAMP LIGHT

PART #	SIZE MM	DECIMAL MIN"	DECIMAL MAX"	WIDTH	LIST PRICE
M6S-23	23-25	0.87	1.01	0.71	---
M6S-29	29-31	1.14	1.25	0.79	---
M6S-32	32-35	1.26	1.41	0.79	---
M6S-36	36-39	1.42	1.56	0.79	---
M6S-40	40-43	1.57	1.72	0.79	---

WARNING: This product can expose you to chemicals, including Chromium, which are known to the State of California to cause cancer and birth defects or other reproductive harm. For more information, visit www.P65Warnings.ca.gov

HOSE CLAMPS

HOSE CLAMPS

M8 MAXI CLAMP STANDARD

IMPORT



M8 Maxiclamp Series
Clamp sizes for hose O.D. from 44 mm to 130 mm
Silver (clear) zinc plated steel Band/Bridge/Trunnion/Sleeve
8 mm silver zinc plated bolt
Band gauge from 1.2 mm to 1.5 mm depending upon clamp size
Band width from 22 mm to 24 mm depending upon clamp size

PART #	SIZE MM	DECIMAL MIN"	DECIMAL MAX"	WIDTH	LIST PRICE
M8-52	52-55	2.05	2.17	0.87	---
M8-56	56-59	2.20	2.35	0.87	---
M8-60	60-63	2.36	2.51	0.87	---
M8-64	64-67	2.52	2.67	0.87	---
M8-74	74-79	2.91	3.14	0.94	---
M8-80	80-85	3.15	3.38	0.94	---
M8-86	86-91	3.39	3.61	0.94	---
M8-98	98-103	3.86	4.08	0.94	---
M8-104	104-112	4.09	4.44	0.94	---
M8-113	113-121	4.45	4.79	0.94	---

M8 MAXI CLAMP STANDARD



IMPORT

M8S Maxiclamp Series
Clamp sizes for hose O.D. from 44 mm to 130 mm
301 Stainless steel Band/Bridge/Trunnion/Sleeve
8 mm A2-70 Stainless steel bolt
0.8 mm thick band
Band width from 22 mm to 24 mm depending upon clamp size

PART #	SIZE MM	DECIMAL MIN"	DECIMAL MAX"	WIDTH	LIST PRICE
M8S-44	44-47	1.73	1.88	0.87	---
M8S-48	48-51	1.89	2.04	0.87	---
M8S-52	52-55	2.05	2.17	0.87	---
M8S-56	56-59	2.20	2.35	0.87	---
M8S-60	60-63	2.36	2.51	0.87	---
M8S-64	64-67	2.52	2.67	0.87	---
M8S-68	68-73	2.68	2.90	0.94	---
M8S-74	74-79	2.91	3.14	0.94	---
M8S-80	80-85	3.15	3.38	0.94	---
M8S-86	86-91	3.39	3.61	0.94	---
M8S-92	92-97	3.62	3.85	0.94	---
M8S-98	98-103	3.86	4.08	0.94	---
M8S-104	104-112	4.09	4.44	0.94	---
M8S-113	113-121	4.45	4.79	0.94	---
M8S-122	122-130	4.80	5.15	0.94	---
M8S-131	131-139	5.16	5.50	1.02	---
M8S-149	149-161	5.87	6.37	1.02	---

M10 MAXI CLAMP HEAVY

IMPORT



M10S Maxiclamp Series
Select sizes available
301 Stainless steel Band/Bridge/Trunnion/Sleeve
10 mm A2-70 Stainless steel bolt
1.7 mm thick x 26 mm wide band

PART #	SIZE MM	DECIMAL MIN"	DECIMAL MAX"	WIDTH	LIST PRICE
M10-149	149-161	5.87	6.37	1.02	---
M10-188	188-200	7.40	7.86	1.02	---
M10-201	201-213	7.91	8.42	1.02	---
M10-227	227-239	8.94	9.44	1.02	---
M10-240	240-252	9.45	9.92	1.02	---

CARBON STEEL 1-EAR CLAMPS

1-Ear Clamps are intended for low pressure applications such as automotive (not fuel lines), appliances, industrial machinery, underground irrigation systems and beverage dispensing equipment. They are specifically designed for mass production applications where inexpensive clamps are needed.

Pressure:
As a guideline, 1-Ear Clamps have held
30 bar - 441 psi.
This was done using a static water pressure test.

• 100 PER BAG



Material:
Hot dipped galvanized carbon steel band - G90

PART #	REF#	NOMINAL SIZE	INCHES		LIST PRICE
			CLOSE	OPEN	
1050000	105	3/8"	0.350	0.414	---
1050001	113	7/16"	0.381	0.444	---
1050002	123	15/32"	0.394	0.486	---
1050003	133	1/2"	0.453	0.524	---
1050006	140	35/64"	0.472	0.551	---
1050007	145	9/16"	0.496	0.571	---
1050008	157	5/8"	0.543	0.618	---
1050009	170	11/16"	0.594	0.669	---
1050010	185	23/32"	0.618	0.728	---
1050011	198	3/4"	0.669	0.779	---
1050012	210	13/16"	0.716	0.827	---
1050013	226	7/8"	0.779	0.890	---
1050014	241	15/16"	0.839	0.949	---
1050015	256	1"	0.898	1.008	---
1050016	271	1-1/16"	0.945	1.067	---
1050017	286	1-1/8"	1.004	1.126	---
1050018	301	1-3/16"	1.063	1.185	---
1050020	331	1-5/16"	1.181	1.303	---
1050021	346	1-3/8"	1.240	1.362	---
1050023	376	1-15/32"	1.358	1.480	---
1050025	396	1-9/16"	1.437	1.559	---
1050026	410	1-5/8"	1.492	1.614	---
1050029	455	1-3/4"	1.669	1.791	---
1050030	470	1-16/16"	1.728	1.850	---
1050032	500	1-15/16"	1.846	1.968	---
1050033	515	2"	1.905	2.028	---

WARNING: This product can expose you to chemicals, including Cobalt, which are known to the State of California to cause cancer. For more information, visit www.P65Warnings.ca.gov

2-EAR CLAMPS

2-Ear Clamps are especially suited for industrial use and with heavily vibrating equipment.

This is a medium pressure clamp and is widely used for maintenace and OEM applications. Rubber hose, plastic tubing, coaxial and electrical cable, rope, etc. are all easily clamped. These clamps are installed on air, fluid, gas and steam lines. The one piece design offers a positive, tamper-proof seal without damaging the hose.

PRESSURE:
As a guideline, 2-Ear Clamps successfully seal at 54 bar - 800 psi with 35 pulsating strokes a minute.

MATERIAL:
Zinc plated carbon steel
SAE 1008/1010 or DIN 1.0338
Stainless steel tubing
UNS S30400 or DIN 1.4301



▪ 100 PER BAG

Note: When ordering your 2-Ear Clamps select nominal clamp size nearest to, but always larger than, O.D. of material to be clamped after insert has been fitted.

ZINC PLATED CARBON STEEL

PART #	NOMINAL SIZE	INCHES		LIST PRICE
		CLOSE	OPEN	
1010002	3/16"	0.134	0.197	
1010008	5/16"	0.276	0.354	
1010011	3/8"	0.319	0.433	
1010016	1/2"	0.425	0.512	
1010019	9/16"	0.492	0.591	
1010022	19/32"	0.551	0.669	
1010024	5/8"	0.591	0.709	
1010027	3/4"	0.638	0.787	

STAINLESS STEEL

PART #	NOMINAL SIZE	INCHES		LIST PRICE
		CLOSE	OPEN	
1510003	1/4"	0.197	0.276	
1510004	5/16"	0.276	0.354	
1510023	3/8"	0.319	0.433	
1510006	1/2"	0.425	0.512	
1510007	9/16"	0.492	0.591	
1510008	19/32"	0.551	0.669	
1510009	5/8"	0.591	0.709	
1510010	3/4"	0.638	0.787	
1510011	13/16"	0.709	0.866	
1510012	7/8"	0.748	0.906	
1510013	15/16"	0.827	0.984	
1510014	1"	0.886	1.063	
1510016	1-1/8"	1.035	1.221	
1510019	1-9/16"	1.260	1.457	
1510020	1-1/2"	1.378	1.575	

Minimum QTYs may apply

GAPLESS EAR CLAMPS

Features



▪Assured clamping seal
▪ For low durometer and/ or thin-walled hose/ tubing
▪ Perfect for silicon, vinyl, polyurethane or other high tech materials used in all industries.
▪ Once installed, smooth inner band circumference prevents damage to the hose while the unique tongue-in-groove design provides a 360° seal
▪ There are no steps or gaps inside clamp

Material

- Stainless steel tubing UNS S30400 or DIN 1.4301

▪ 100 PER BAG

PART #	NOMINAL SIZE	BAND WIDTH	INCHES		LIST PRICE
			CLOSE	OPEN	
16700001	9/32"	5mm	0.228	0.276	
16700004	3/8"	5mm	0.307	0.374	
16700007	7/16"	5mm	0.378	0.445	
16700010	1/2"	7mm	0.425	0.524	
16700012	35/64"	7mm	0.453	0.551	
16700013	9/16"	7mm	0.472	0.571	
16700016	5/8"	7mm	0.520	0.618	
16700017	11/16"	7mm	0.571	0.669	
16700022	3/4"	7mm	0.654	0.780	
16700024	13/16"	7mm	0.701	0.827	

HOSE CLAMPS
HOSE CLAMPS

EAR CLAMPS

2-EAR PINCH CLAMPS

Robust, durable one-piece design offers positive, tamper resistant seal for air and fluid media lines smooth edges prevent damage to hose designed for one time use only

CIRCLE CLAMP 2 EAR

White zinc plated carbon steel



PART #	SIZE	CLOSED	OPEN	LIST PRICE
CC-1113	1/2	0.433	0.512	---
CC-1315	9/16	0.512	0.591	---
CC-1517	19/32	0.591	0.669	---
CC-1518	5/8	0.591	0.709	---
CC-1720	3/4	0.669	0.787	---
CC-2023	7/8	0.787	0.906	---
CC-2225	15/16	0.866	0.984	---
CC-2327	1	0.906	1.063	---
CC-2528	1-1/16	0.984	1.102	---
CC-2731	1-1/8	1.063	1.220	---
CC-3134	1-5/16	1.220	1.339	---
CC-3740	1-1/2	1.457	1.575	----

HAMMERLOCK CLAMPS

HAMMERLOCK CPHL SERIES

Double wrapped galvanized steel band preformed to a given diameter and ready for application.

IMPORT



PART #	SIZE	WIDTH	LIST PRICE
CPHL-03	1-3/16"	3/8"	---
CPHL-04	1"	5/8"	---
CPHL-05	1-1/4"	5/8"	---
CPHL-06	1-1/2"	5/8"	---
CPHL-07	1-3/4"	5/8"	---
CPHL-08	2"	5/8"	---
CPHL-09	2-1/4"	5/8"	---
CPHL-10	2-1/2"	5/8"	---
CPHL-11	2-3/4"	5/8"	---
CPHL-12	3"	5/8"	---
CPHL-14	3-1/2"	5/8"	---
CPHL-16	4"	5/8"	---
CPHL-18	4-1/2"	5/8"	---
CPHL-20	5"	5/8"	---

HAMMERLOCK CPHLS SERIES

Double wrapped stainless steel band preformed to a given diameter and ready for application. Stainless steel lok for strength.

IMPORT



PART #	SIZE	WIDTH	LIST PRICE
CPHLS-04	1"	5/8"	---
CPHLS-05	1-1/4"	5/8"	---
CPHLS-06	1-1/2"	5/8"	---
CPHLS-07	1-3/4"	5/8"	---
CPHLS-08	2"	5/8"	---
CPHLS-09	2-1/4"	5/8"	---
CPHLS-10	2-1/2"	5/8"	---
CPHLS-11	2-3/4"	5/8"	---
CPHLS-12	3"	5/8"	---
CPHLS-14	3-1/2"	5/8"	---
CPHLS-16	4"	5/8"	---
CPHLS-18	4-1/2"	5/8"	---
CPHLS-20	5"	5/8"	---
CPHLS-24	6"	5/8"	---
CPHLS-28	7"	5/8"	---
CPHLS-32	8"	5/8"	---

WARNING: This product can expose you to chemicals, including Chromium, which are known to the State of California to cause cancer and birth defects or other reproductive harm. For more information, visit www.P65Warnings.ca.gov

PREFORMED
HOSE CLAMPS

TO ORDER the correct size Fast Lok Clamps, measure the outside diameter of the hose or article and then select the next larger inside diameter clamp by catalog number.

▪ Minimum Qty may apply





Preformed Clamps are double wrapped and formed to a given diameter. Used primarily where one end of the hose or article is free to allow the clamps to be slid over the hose end before the fitting is inserted. All clamps may be pulled down to a smaller diameter but cannot be adjusted to a larger diameter.

PREFORMED CLAMPS
(3/8" AND 5/8" (NOMINAL) WIDTH) - 100/BOX

PART #	BAND WIDTH & THICKNESS	LIST PRICE	CLAMP I.D. INCHES	CATALOG NUMBER SS	BAND WIDTH & THICKNESS	LIST PRICE
F3	3/8 x .025		13/16			
F311	3/8 x .025		1 3/8			
F4	5/8 x .025		1	FS4	5/8 x .022	
F5	5/8 x .025		1 1/4	FS5	5/8 x .022	
F6	5/8 x .031		1 1/2	FS6	5/8 x .022	
F7	5/8 x .031		1 3/4	FS7	5/8 x .022	
F8	5/8 x .031		2	FS8	5/8 x .022	
F9	5/8 x .031		2 1/4	FS9	5/8 x .022	

WITH STAINLESS STEEL LOK - 50/BOX

F10	5/8 x .031		2 1/2	FS10	5/8 x .022	
F11	5/8 x .031		2 3/4	FS11	5/8 x .022	
F12	5/8 x .031		3	FS12	5/8 x .022	
F14	5/8 x .031		3 1/2	FS14	5/8 x .022	
25/ BOX						
F16	5/8 x .031		4	FS16	5/8 x .022	
F18	5/8 x .031		4 1/2	FS18	5/8 x .022	
F20	5/8 x .031		5	FS20	5/8 x .022	
	5/8 x .031		6	FS24	5/8 x .022	
	5/8 x .031		7	FS28	5/8 x .022	

Double-wrapped, Triple Punched, Holds Permanently



Galvanized Preformed Clamps 2 1/2 inch I.D. and above, and 5/8" wide open end clamps have a stainless steel lock for greater strength and rigidity.

K-CLAMP PREFORMED HOSE CLAMPS

Each clamp is a double wrapped metal band formed to a given diameter. The clamp is designed to be slid over the hose end before the fitting is inserted. A punch-type or fold-up tool is then used to apply the clamp.

Punch Indentation for ease of center punching

Heavy Duty Lock for greater strength and rigidity





Heavy Duty Clamp





K-Clamps may be secured by either a punch or fold-up method. (See cross sectioned views)

▪ Minimum Qty may apply

Center Punched

Less tension loss. Patented hole in inner band gives better internal mechanical locking after punching

Fold-up





PREFORMED CLAMPS
(3/8" AND 5/8" (NOMINAL) WIDTH) - 100/BOX

GALVANIZED STEEL — STAINLESS STEEL TYPE 301

PART #	LIST	CLAMP I.D. INCHES	BAND WIDTH & THICKNESS	PART #	LIST PRICE
K3		13/16"	3/8" x .025	KS3	
K311		1-3/8"	3/8" x .025	KS311	
K4		1"	5/8" x .030	KS4	
K5		1-1/4"	5/8" x .030	KS5	
K6		1-1/2"	5/8" x .030	KS6	
K7		1-3/4"	5/8" x .030	KS7	
K8		2"	5/8" x .030	KS8	
K9		2-1/4"	5/8" x .030	KS9	
50/BOX					
K10		2-1/2"	5/8" x .030	KS10	
K11		2-3/4"	5/8" x .030	KS11	
K12		3"	5/8" x .030	KS12	
K14		3-1/2"	5/8" x .030	KS14	
25/BOX					
K16		4"	5/8" x .030	KS16	
K18		4-1/2"	5/8" x .030	KS18	
K20		5"	5/8" x .030	KS20	
K24		6"	5/8" x .030		
K28		7"	5/8" x .030		

CLAMPING TOOLS
HOSE CLAMPS

MODEL 1098 I
STANDARD JAW PINCERS



PART #	LIST PRICE
1410118	---

SIDE JAW PINCERS

This dual purpose, side jaw design allows clamps to be applied or removed in confined areas with pincers held parallel to the hose. Also used like standard Pincers.

Domestic



PART #		LIST PRICE
1410083	Model 10991	---

TPT TOOLS AND PARTS



PART #	LIST PRICE
TPT-1	---

HOSE CRIMPER



HOSE CRIMPER COMES WITH 5 DIES
Die Sizes = 5/8", 37/64", 12/32", 31/64", 11/16"

PART #		LIST PRICE
308070	Hose Crimper	---

LOKING TOOL



PART #	LIST PRICE
F38	---

Portable hand tool used to apply punch Type 3/8 & 5/8 Clamps

BUCHANAN TYPE



P38

LOKING TOOL



PART #	LIST PRICE
F40	---

Used to apply Punch Type 3/8 & 5/8 clamps.
Order mallet separately

LOKING TOOL



Used to apply Punch Type 3/8 & 5/8 clamps.
Order mallet separately

PART #	LIST PRICE
F100	---

LOKING TOOL HD



P300

PART #		LIST PRICE
P1	HEAVY DUTY	---
P300	IMPORTED VERSION	----

WARNING: This product can expose you to chemicals, including Cobalt, which are known to the State of California to cause cancer. For more information, visit www.P65Warnings.ca.gov

LINED BAND CLAMPS
HOSE CLAMPS



GENERAL PURPOSE EMBOSSED WORM-GEAR HOSE CLAMPS



• Minimum Qty may apply

Features unique one-piece housing, rolled-up band edges and a non-perforated (embossed) band that protects the hose. For added corrosion resistance, the band in the 12mm Standard is made of Aluzinc which gives three times the protection offered by conventional galvanized steel.
• Features high clamping force and high durability torque.
• Stainless: All parts in AISI 304 Stainless Steel.

A non-perforated band with rolled up edges eliminates hose damage while increasing clamping force.
Per SAE standard J1508 Type "FEO"

PART # ALUZINC	LIST PRICE	SAE SIZE	CLAMPING RANGE		BAG	PART# 304 SS	LIST PRICE
			INCHES	MM			
88024	------	8	5/8-1	15-24	1000	89024	------
88028	------	10	3/4-1-1/8	19-28	500	89028	------
88032	------	12	7/8-1-1/4	22-32	500	89032	------
88038	------	16	1-1/16-1-1/2	26-38	500	89038	------
		20	1-1/4-1-3/4	32-44	500	89044	------
88050	------	24	1-1/2-2	38-50	500	89050	------
88056	------	28	1-3/4-2-1/4	44-56	500	89056	------
88065	------	32	2-2-9/16	50-65	200	89065	------
88075	------	40	2-5/16-3	58-75	200	89075	------
88085	------	44	2-11/16-3-3/8	68-85	200	89085	------
88095	------	52	3-3-3/4	77-95	200	89095	------
88112	------	64	3-7/16-4-7/16	87-112	200	89112	------

MINI CLAMPS

Sure seal for small, thin walled hoses. The nut is secured to the clamp, making installation easier and the hexagonal head can be tightened with a socket wrench or screw driver. Bandwidth is 9mm.

PAINTED ALUZINC STANDARD MINI CLAMPS



PART # ALUZINC	CLAMPING RANGE		QTY PER BAG	LIST PRICE
	INCHES	MM		
92010	.36-.41	9-10.5	1000	------
92011	.37-.45	9.5-11.5	900	------
92012	.41-.49	10.5-12.5	800	------
92013	.45-.53	11.5-13.5	800	------
92014	.49-.57	12.5-14.5	700	------
92015	.53-.61	13.5-15.5	600	------
92016	.55-.65	14-16.5	500	------
92017	.59-.69	15-17.5	500	------

MINI CLAMPS

304 SS MINI CLAMPS



PART # 304 SS	CLAMPING RANGE		QTY PER BAG	LIST PRICE
	INCHES	MM		
93008	.30-.34	7.5-8.5	1000	---
93009	.34-.37	8.5-9.5	1000	---
93011	.41-.47	10.5-12	900	---
93013	.49-.55	12.5-14	800	---
93017	.63-.71	16-18	500	---

12MM WIDE EMBOSSED ALL 316 BAND CLAMPS

• Meets the DIN 3017 Standard
• Replaces the Ultra Clamps 316 stainless steel
• 12mm band widths
• Installation torque 60lbs
• General purpose non perforated band especially suited for most hoses and soft silicone hoses.
• Band edges rolled to protect soft hoses from shearing and fraying
• Common applications include: vehicular, industrial, mechanical engineering, plumbing and marine.
• ROLLED EDGES
• BAND WILL NOT DAMAGE SOFT HOSES
ALL #316 SS MATERIAL



MARINE - EMBOSSED
NON-PERFORATED WORM GEAR CLAMPS

PART #	RANGE OF ADJUST (IN MM)	RANGE OF ADJUST (INCHES)	LIST PRICE
96027	16-27	.625-1.06	------
96032	20-32	.787-1.26	------
96040	25-40	.984-1.575	------
96050	35-50	1.26-1.969	------
96060	40-60	1.575-2.362	------
96070	50-70	1.969-2.756	------
96080	60-80	2.362-3.15	------

LINED, MINI/ RUBBER LINED

HOSE CLAMPS



RUBBER LINED CLAMPS

Multiple uses for holding cable, wire, pipe and hose. The rubber cushion absorbs vibration, provides protection against scratching and is made of black EPDM type rubber.

Rubber cushion clamps are used in a variety of industries and applications including automotive, truck, hydraulics and pneumatics, ship building, refrigeration, large equipmetnt packaging etc.

Bandwidths and mounting hose sizes vary by diameter and material.

- Aluzinc clamps have a .26 hole diameter
- Stainless Steel .20 diameter

PART # ALUZ-INC	QTY PER BAG	LIST PRICE	CLAMPING RANGE		PART# 304 SS	QTY PER BAG	LIST PRICE
			INCHES	MM			
95300	100	------	1/8	3			
95301	100	------	3/16	5	96301	1000	---
95302	100	------	1/4	6	96302	200	---
95303	100	------	5/16	8	96303	1000	---
95304	100	------	3/8	10	96304	100	---
95305	100	------	7/16	11	96305	1000	---
95306	100	------	1/2	13	96306	100	---
95307	100	------	9/16	14	96307	100	---
95308	100	------	5/8	16	96308	100	---
95309	50	------	11/16	18			
95310	50	------	3/4	19	96310	500	---
95311	50	------	13/16	21			
95312	50	------	7/8	22	96312	500	---
95313	50	------	15/16	24			
95314	50	------	1	25	96314	500	---
95315	50	------	1-1/16	27			
95316	50	------	1-1/8	29	96316	500	---
95317	50	------	1-3/16	30			
95318	50	------	1-1/4	32	96318	500	---
95319	50	------	1-5/16	33			
95320	50	------	1-3/8	35	96320	500	---
95321	50	------	1-7/16	36			
95322	500	------	1-1/2	38	96322	100	---
95326	50	------	1-5/8	41			
95323	25	------	1-3/4	45	96323	500	---
95328	25	------	1-7/8	47			
95324	25	------	2	51			
95325	25	------	2-1/8	54			
95329	25	------	2-3/8	60			
95327	25	------	2-1/2	65			
95330	15	------	2-15/16	74			
95331	10	------	4-5/16	110			



RUBBER CUSHIONED CLAMP, ZINC PLATED STEEL

PART #	MOUNTING DIA	CLAMP DIA	LIST PRICE
95402	3/8"	1/4"	------
95404	3/8"	3/8"	------
95406	3/8"	1/2"	------
95408	3/8"	5/8"	------
95410	3/8"	3/4"	------
95414	3/8"	1"	------
95418	3/8"	1 1/4"	------
95422	3/8"	1 1/2"	------
95424	3/8"	2"	------
95427	3/8"	2 1/2"	------
95432	3/8"	3"	------
95433	3/8"	4"	------
95434	3/8"	5"	----



GALVANIZED STEEL VINYL COATED CLAMP

PART #	MOUNTING DIA	CLAMP DIA	LIST PRICE
95504	1/4"	3/8"	------
95506	1/4"	1/2"	------
95508	1/4"	5/8"	------
95510	1/4"	3/4"	------
95512	1/4"	7/8"	------
95514	1/4"	1"	------
95516	1/4"	1 1/8"	------
95518	1/4"	1 1/4"	------
95522	1/4"	1 1/2"	------
95523	1/4"	1 3/4"	------
95524	1/4"	2"	------

HOSE FERRULES

Brass Hose Ferrules offer an alternative to hose clamps. After crimping, the ferrule will provide a permanent clamping force on both the hose and fitting.



• ASTMB36 Alloy 268

PART #	FERRULE #	I.D.	LENGTH	PIERCE	GAUGE	LIST
32500	6231	0.330	0.49	0.250	0.020	---
32501	833	0.358	0.500	0.265	0.020	---
32503	833B	0.375	0.718	0.265	0.025	---
32502	622	0.380	0.500	0.265	0.020	---
32550	619	0.400	0.47	0.27	0.020	---
32504	620	0.410	0.500	0.265	0.020	---
32505		.405	.718	.265	0.020	
32551	769R	0.450	0.562	0.343	0.020	---
32552	4750	0.478	0.687	0.328	0.025	---
32553	624R	0.500	0.500	0.343	0.020	---
32506	7322A	0.500	1.000	0.343	0.025	---
32554	7322	0.500	1.000	0.328	0.025	---
32555	625	0.525	0.47	0.36	0.020	---
32517	625A	0.525	0.56	0.360	0.020	---
32556	7323	0.525	1.000	0.375	0.025	---
32521	9974	0.525	1.000	0.437	0.025	---
32557	7324	0.531	1.000	0.375	0.025	---
32558	626	0.550	0.484	0.375	0.020	---
32507	3588	0.56	0.75	0.375	0.020	---
32559	7325	0.56	1.000	0.437	0.025	---
32561	7326	0.593	1.000	0.437	0.025	---
32526	II	0.625	0.500	0.500	0.020	---
32564	7327	0.625	1.000	0.437	0.025	---
32565	HH	0.650	0.500	0.500	0.020	---
32566	7328	0.656	1.000	0.437	0.025	---
32567	GG	0.675	0.515	0.500	0.020	---
32568	7329	0.69	1.000	0.500	0.025	---

PART #	FERRULE #	I.D.	LENGTH	PIERCE	GAUGE	LIST
32570	7330	0.718	1.000	0.500	0.025	---
32508	7330A	0.718	1.000	0.625	0.025	---
32571	EE	0.725	0.530	0.500	0.020	---
32572	DD	0.750	0.531	0.500	0.020	---
32510	7331B	0.75	1.00	0.500	0.025	---
32573	7331	0.750	1.000	0.625	0.025	---
32574	CC	0.775	0.531	0.500	0.020	---
32533	7332B	0.781	1.000	0.500	0.025	---
32575	7332	0.781	1.000	0.625	0.025	---
32576	BB	0.800	0.546	0.562	0.020	---
32577	7333	0.812	1.000	0.625	0.025	---
32578	AA	0.825	0.546	0.562	0.020	---
32535		0.85	0.968	0.687	0.025	---
32579	7244	0.875	0.843	0.687	0.025	---
32539	5029A	0.900	0.875	0.687	0.025	---
32580	7113	0.925	0.968	0.750	0.025	---
32543	5028A	0.975	0.843	0.687	0.025	---
32545	5235A	1.000	0.843	0.687	0.025	---
32549	7145A	1.050	0.843	0.687	0.025	---
32584	5027	1.100	0.843	0.812	0.025	---
32586	7104A	1.15	0.843	0.875	0.025	---
32588	7088A	1.175	0.875	0.875	0.025	---
32590	875L	1.200	0.843	0.875	0.025	---
32591	7291	1.225	0.968	0.875	0.025	---
32592	7255	1.25	0.968	1.000	0.04	---
32596	8000	1.425	0.875	1.062	0.025	---
32597	1500	1.50	0.875	1.125	0.025	---

STAINLESS STEEL FERRULES



PART #	CROSS #	I.D.	LENGTH	HOLE	METAL THICKNESS	LIST PRICE
32552SS	x4750	.478	.687	.328	.020	---
32557SS	7324	.531	1.00	.438	.020	---
32559SS	7325	.56	1.00	.437	.020	---
32561SS	7326	.593	1.00	.437	.020	---
32564SS	7327	.625	1.00	.437	.020	---
32566SS	7328	.656	1.00	.437	.020	---
32568SS	7329	.69	1.00	.50	.020	---
32570SS	7330	.718	1.00	.625	.020	---
32575SS	7332	.781	1.00	.625	.020	---
32577SS	7333	.812	1.00	.625	.020	---
32588SS	7088A	1.175	.844	.875	.020	---

WARNING: This product can expose you to chemicals, including Chromium, which are known to the State of California to cause cancer and birth defects or other reproductive harm. For more information, visit www.P65Warnings.ca.gov

TUBING



POLYURETHANE



POLYETHYLENE

Sold individually boxed



Natural, Black, Blue, Green, Red, Yellow, Orange

NYLON

Sold individually boxed



PVC

• Clear

Sold individually boxed





COPPER AND ALUMINUM





TYPE L AND REFRIGERATION



ALUMINUM



POLYURETHANE NSF 51®



NSF 51® polyurethane (PUR) Shore A 98 tubing is made from the highest quality raw materials available. it is etherbased to provide excellent hydrolysis, oil and cold resistance. Polyurethane NSF 51® is strong and flexible and offers superior kink resistance compared to other tubing. It is 5 to 10 times more wear resistant and lighter in weight than any rubber hose.

Polyurethane NSF 51® tubing has an outside diameter made to extremely tight tolerances. It is ideal for use with push-to-connect fittings, as well as barb-type and compression fittings for simple installation.

Features

- Strong
- Lightweight
- Flexible
- Abrasion Resistant
- Heat & Cold Resistant
- Chemical Resistant
- Kink Resistant
- NSF 51® Certified
- Meets NSF 61® Requirements

Specifications

Temperature Range: -40°F to +160°F
Hardness: Shore A 98
Vacuum Rating:
To 28" Hg
Tolerances:
1/8"-1/2" O.D. +/- .005
9/16"-3/4" O.D. +/- .006
RoHS Compliant

Applications

Pneumatic Tools
Pneumatic Piping
Vacuum
Laboratories
Robotics
Motion Control
Instrumentation
Agriculture
Lube Lines
Painting Systems
Food & Beverages

100' FOOT LENGTHS

CLEAR



PART #	O.D. (IN)	I.D. (IN)	WALL THICKNESS (IN)	BEND RADIUS (IN)	W.P. @70°F (PSI)	W.P. @150°F (PSI)	3:1 BURST PRESSURE	PACKAGE WEIGHT (LBS)	LIST PRICE
973343	.250	.156	.047	.476	180	70	540	1.50	---
973345	.375	.250	.063	1.000	150	70	450	3.40	---
973345	.375	.250	.063	1.000	150	70	450	3.40	---
973346	.500	.328	.086	1.102	150	70	450	5.60	---

BLACK



PART #	O.D. (IN)	I.D. (IN)	WALL THICKNESS (IN)	BEND RADIUS (IN)	W.P. @70°F (PSI)	W.P. @150°F (PSI)	3:1 BURST PRESSURE	PACKAGE WEIGHT (LBS)	LIST PRICE
73341B	4mm, 5/32	.093	.031	.250	200	85	600	.70	---
73343B	.250	.156	.047	.476	180	70	540	1.50	---
73345B	.375	.250	.063	1.000	150	70	450	3.40	---
73346B	.500	.328	.086	1.102	150	70	450	5.60	---

BLUE



PART #	O.D. (IN)	I.D. (IN)	WALL THICKNESS (IN)	BEND RADIUS (IN)	W.P. @70°F (PSI)	W.P. @150°F (PSI)	3:1 BURST PRESSURE	PACKAGE WEIGHT (LBS)	LIST PRICE
73343U	.250	.156	.047	.476	180	70	540	1.50	---
73345U	.375	.250	.063	1.000	150	70	450	3.40	---
73346U	.500	.328	.086	1.102	150	70	450	5.60	---

POLYETHYLENE

LINEAR LOW DENSITY POLYETHYLENE TUBING (LLDPE)

Features

- Chemically Inert
- Chemical Resistant
- Lightweight & Flexible
- Good Dielectric Properties
- Impermeable to Gases
- Meets FDA Requirements
- Multiple Colors Available
- Vacuum rating to 28" Hg

Polyethylene is made from 100% non-toxic ingredients. It's inert nature and FDA compliant status makes it perfect for food, water and beverage piping. It is ideal for use in pneumatic, drain piping, lab use and chemical transfer applications which require an inexpensive tubing

Polyethylene is highly-resistant to stress cracking from chemicals, aging and ultraviolet exposure. For use with barb-type, push-to-connect or compression-style fittings.

Specifications

Temperature Range: -50°F to +140°F

Hardness: Shore A 93A
Shore D 45D

Applications

Food & Beverage
Pneumatic Tools
Pneumatic Piping
Electrical Jacketing
Drain Lines
Instrumentation
Chemical Transfer
Process Control
Laboratories



100' LENGTH



500' LENGTH



1000' LENGTH

100' LENGTH - Natural

PART #	TUBE O.D.	TUBE ID	TUBE WALL	WORKING PRESSURE	LIST PRICE
973200	1/8"	0.08	0.022	250	---
973201	5/32"				---
973203	1/4"	0.17	0.040	150	---
973204	1/4"	0.125	0.0625	350	---
973205	8mm/5/16"	0.236	0.038	150	---
973206	3/8"	0.25	0.0625	150	---
973207	1/2"	0.375	0.0625	125	---
973208	5/8"	0.50	0.0625	100	---
973211	3/4"				---

500' LENGTH

PART #	TUBE O.D.	TUBE ID	TUBE WALL	WORKING PRESSURE	LIST PRICE
73200N5	1/8"	0.085	0.020	250	---
73203N5	1/4"	0.17	0.040	150	---
73204N5	1/4"	0.125	0.0625	350	---
73206N5	3/8"	0.25	0.0625	150	---
73207N5	1/2"	0.375	0.0625	125	---

1000' LENGTH

PART #	TUBE O.D.	TUBE ID	TUBE WALL	WORKING PRESSURE	LIST PRICE
73203N1	1/4"	0.17	0.040	150	---
73206N1	3/8"	0.25	0.0625	150	---

LLDPE POLYETHYLENE TUBING - COLORS

BLACK



- 100'
- 500'
- 1000'

PART #	COLOR	LENGTH	NOMINAL O.D.	LIST PRICE
73201B	Black	100'	5/32"	---
73203B	Black	100'	1/4"	---
73204B	Black	100'	1/4"	---
73205B	Black	100'	5/16"	---
73206B	Black	100'	3/8"	---
73207B	Black	100'	1/2"	---
73203B5	Black	500'	1/4"	---
73206B5	Black	500'	3/8"	---
73207B5	Black	500'	1/2"	---
73203B1	Black	1000'	1/4"	---

GREEN



- 100'
- 500'
- 1000'

PART #	COLOR	LENGTH	NOMINAL O.D.	LIST PRICE
73203G	Green	100'	1/4"	---

PART #	COLOR	LENGTH	NOMINAL O.D.	LIST PRICE
73203G5	Green	500'	1/4"	---
73204G	Green	100'	1/4"	---
73206G	Green	100'	3/8"	---
73207G	Green	100'	1/2"	---

RED



- 100'
- 500'
- 1000'

PART #	COLOR	LENGTH	NOMINAL O.D.	LIST PRICE
73203R	Red	100'	1/4"	---
73206R	Red	100'	3/8"	---
73203R5	Red	500'	1/4"	---
73206R5	Red	500'	3/8"	---
73207R	Red	100'	1/2"	---

BLUE



- 100'
- 500'
- 1000'

PART #	COLOR	LENGTH	NOMINAL O.D.	LIST PRICE
73201U	Blue	100'	5/32"	---
73203U	Blue	100'	1/4"	---
73206U	Blue	100'	3/8"	---
73207U	Blue	100'	1/2"	---
73203U5	Blue	500'	1/4"	---
73206U5	Blue	500'	3/8"	---
73204U	Blue	100'	1/4"	---

MORE COLORS AVAILABLE

PART #	COLOR	LENGTH	NOMI-NAL O.D.	LIST PRICE
73204Y	Yellow	100'	1/4"	---
73203W	White	100'	1/4"	---
73203Y	Yellow	100'	1/4"	---
73206W	White	100'	3/8"	---
73206Y	Yellow	100'	3/8"	---
73207Y	Yellow	100'	1/2"	---

NYLON 12 TUBING

Nylon 12 tubing is recognized as an industry standard for applications which require higher working pressures and higher heat and/or chemical resistance. It is ideal for outdoor use applications because of its superior stress crack resistance. Nylon 12 is strong, lightweight and has a very low moisture absorption rate compared to other nylons. By not absorbing moisture, Nylon 12 remains more flexible, which in turn extends it's service life. Nylon 12 tubing can be used with standard push-to-connect fittings and compression fittings for simple installation.

Because of it's semi-rigid properties, a thinner tube wall provides higher flow rates and working pressure.

Features

- Strong
- Lightweight
- Flexible
- Abrasion Resistant
- Heat Resistant
- Chemical Resistant
- Heat/ Light Stabilized
- Black - UV Rated

Specifications

Temperature Range: -60°F to +200°F
Hardness: Rockwell 78 R
Shore D 70
Vacuum Rating: To 28" Hg
Higher Flow Rates & Working Pressure
Tolerances: 1/8'-1/4" +/- .004
3/4"-1/2" +/- .006

Applications

Pneumatic Tools
Pneumatic Piping
Instrumentation
Lube Lines
Coolants
Refrigeration
Chemical Transfer
Vacuum
Process Control
Fuel Lines
Paint Supply Lines
Laboratories

Part #'s shown are for natural. 500' and 1000' reels available on request.



100' LENGTH



BLACK TUBING & MISC.



METRIC LENGTH

100' LENGTH

PART #	TUBE O.D.	TUBE ID	TUBE WALL	WORKING PRESSURE	LIST PRICE
973230	1/8"	0.08	.022	420	---
973231	5/32"	0.106	.025	350	---
973232	1/4"	0.18	.035	290	---
973238	1/4"	0.15	.05	800	---
973226	5/16"	0.236	.039	250	---
973233	3/8"	0.275	.050	250	---
973234	1/2"	0.375	.062	240	---

BLACK TUBING & MISC.

PART #	O.D.	TUBE ID	WALL	WORKING PRESSURE	LIST PRICE
73230B	1/8	0.08	0.022	420	---
73231B	5/32	0.106	0.025	350	---
73232B	1/4	0.18	0.035	290	---
73238B	1/4	0.15	0.05	800	---
73233B	3/8	0.275	0.05	250	---
73232N5*	1/4	0.18	0.035	290	---

• 500' Natural **Blue

*METRIC LENGTH - 100 ft. coils • available in natural color only

PART #	MM O.D.	MM I.D.	MM WALL	WORKING PRESSURE	LIST PRICE
973323	4	2.7	0.65	350	---
973326	6	4	1	350	---
973325	6	4	1	340	---
973327	8	6	1	250	---
973329	10	8	1	225	---
973332	12	10	1	200	---

PVC POLYVINYLCHLORIDE TUBING - NSF61



PVC is suited for general, low-pressure, industrial applications for the conveyance of liquids and solids of suitable granular size. Made from a PVC compound that complies with FDA regulations. Although it is primarily intended for applications where pressure is not essential, it will withstand the pressures shown.

The clear PVC Tubing provides good chemical resistance, is lightweight, flexible and economically priced.

Features

- Lightweight
- Flexible
- Food Grade
- Clear Color/ Blue tint

Specifications

Temperature Range: +25°F to +150°F
Hardness: Shore A 75 PVC
Meets FDA requirements
NSF 61 Certified
USP Class VI rated materials
RoHS Compliant

Applications

Beverage Dispensing
Drain Tubing
Potable Water
Laboratory Tubing
Wine Transfer
Low Pressure Air Line
Distilled Water Transfer
Light Vacuum
Wire Harness
3:1 Burst Pressure

Colors Available: Clear

Package Lengths: 100'

100' LENGTH

PART #	TUBE I.D.	TUBE O.D.	TUBE WALL	WORKING PRESSURE	LIST PRICE
973224	1/8 (.125)	1/4 (.25)	1/16 (.032)	50	---
973223	3/16 (.187)	5/16 (.313)	1/16 (.062)	55	---
973215	1/4 (.25)	3/8 (.375)	1/16 (.062)	55	---
973252	5/16 (.312)	7/16 (.438)	1/16 (.062)	50	---
973253	5/16 (.312)	1/2 (.500)	3/32 (.094)	55	---
973216	3/8 (.375)	1/2 (.500)	1/16 (.062)	45	---
973255	3/8 (.375)	5/8 (.625)	1/8 (.125)	55	---
973262	3/8 (.375)	9/16 (.563)	3/32 (.094)	50	---
973217	1/2 (.500)	5/8 (.625)	1/16 (.062)	30	---
973219	3/4 (.750)	1 (1.00)	1/8 (.125)	35	---
973221	1 (1.00)	1-1/4 (1.25)	1/8 (.125)	25	---

TUBE CUTTERS

MINI-TUBING CUTTER

- Great for tight places



PART #	SIZE	LIST PRICE
990571	3mm-22mm (1/8"-7/8")	---

TUBING CUTTER



PART #	SIZE	LIST PRICE
990570	1/8"-1-1/8"	--- ---

PLASTIC TUBE CUTTER

Range: 1/8" - 3/8" I.D. (3mm-10mm)



PART #	DESCRIPTION	LIST PRICE
91707	Cutter w/Blade	--- ---

ALUMINUM TUBING – EASY BEND

Alloy 3003-0 ASTM B-483



Material to ASTM B-483

900 PSI max
3700 Burst PSI

Bend this tubing into the shape you need without special tools or elbow fittings. It is also known as Alloy 3003. Tubing has seamless construction, which provides a smooth interior and allows it to be flared without splitting. Use with water, air, alcohol and oil. Tubing meets ASTM B483 and has a soft (annealed) temper. OD tolerance is ±0.004"

ALUMINUM VERSATUBE 50' COILS

PART #	O.D.	WALL THICK	ID	MAX PSI @ 100°F	CASE	50' COILS
972190	1/8	.025	.075"	2,300	10 coils	---
972191	3/16	.028	.132"	1,600	10 coils	---
972192	1/4	.032	.186"	1,400	10 coils	---
972193	5/16	.035	.243"	1,200	10 coils	---
972194	3/8	.035	.305"	1,000	10 coils	---
972195	1/2	.035	.43"	740	10 coils	---

COPPER TUBING – REFRIGERATION TUBING

ASTMB280



- Temp range: 32° to 400°F
- Bend with a bending tool
- Use with copper solder-connect fittings

This copper Alloy 122 tube comes cleaned and capped to prevent moisture and dirt from contaminating the inside. It's often called refrigeration and air conditioning tubing. Use with water, natural gas, oil and R22 refrigerant. Tubing meets ASTM B280. It has seamless construction, which provides a smooth interior. Tubing has a soft (annealed) temper.

REFRIGERATION COPPER TUBE 50' COILS

PART #	TUBE SIZE	OD	WALL	ID	MAX PSI @ 100°F	WEIGHT PER 50' COIL	50' COILS
972180	-	1/8	.030	.065"	3,000	1.74	---
972181	-	3/16	.030	.128"	1,900	2.88	---
972182	1/8	1/4	.030	.19"	1,400	4..02	---
972183	-	5/16	.032	.248"	1,100	5.45	---
972184	1/4	3/8	.032	.311"	980	6.70	---
972185	3/8	1/2	.032	.436"	720	9.10	---
972186	1/2	5/8	.035	.555"	610	12.55	---
972187	5/8	3/4	.035	.68'	510	15.25	---

COPPER TUBING - DRINKING WATER

For residential water lines



- Temp range: 32° to 180°F
- Bend with a bending tool
- Use with copper solder-connect fittings

NSF 61 certified for drinking (potable) water, this copper Alloy 122 tubing is also called type L. Tubing meets ASTM B88. It has seamless construction, which porovides a smooth interior. Coils - Have a soft (annealed) temper.

• Water service • Natural, liquified and petroleum gases • Fire protection • Solar • Fuel/ Fuel oil • HVAC • Snow melting - Air Brake

TYPE L SOFT COPPER TUBING 60' COILS

PART #	TUBE SIZE	OD	WALL	ID	MAX PSI @ 100°F	WEIGHT PER 60' COIL	60' COILS
972171	1/4	3/8"	.03"	.315"	910	7.56	---
972172	3/8	1/2	.035"	.43"	770	11.88	---
972173	1/2	5/8"	.04"	.545"	720	17.10	---

WARNING: This product can expose you to chemicals, including Lead, which are known to the State of California to cause cancer and birth defects or other reproductive harm. For more information, visit www.P65Warnings.ca.gov

HIGH PRESSURE SPRAYERS



STRAIGHT THROUGH QDS



FITTINGS AND SWIVELS



NOZZLES



SPRAY GUNS AND WANDS



WARNING: This product can expose you to chemicals, including Chromium, which are known to the State of California to cause cancer and birth defects or other reproductive harm.
For more information, visit www.P65Warnings.ca.gov

NOZZLES

QUICK DISCONNECT NOZZLE

0-degree red tip nozzle, 15-degree yellow tip nozzle, 25-degree green tip nozzle, 40-degree white tip nozzle, and 65-degree black tip detergent nozzle. All nozzles are 4000 PSI and stainless steel, except for detergent nozzle, which is 600 PSI and brass. All Nozzles are rated for temperatures up to 300°F. Nozzles attach with ¼" quick disconnect plug.



PART #	DEGREE OF SPRAY	GPM @ 4000PSI	LIST PRICE
DX250030	0	3.0	---
DX251530	15	3.0	---
DX252530	25	3.0	---
DX254030	40	3.0	---
DX250040	0	4.0	---
DX251540	15	4.0	---
DX252540	25	4.0	---
DX254040	40	4.0	---
DX250050	0	5.0	---
DX251550	15	5.0	---
DX252550	25	5.0	---
DX254050	40	5.0	---
DX250060	0	6.0	---
DX251560	15	6.0	---
DX252560	25	6.0	---
DX254060	40	6.0	---
DX256500	65		---

MEG NOZZLE

Available in 0-degree nozzle, 15-degree nozzle, 25-degree nozzle, or 40-degree nozzle. Nozzle sizes 3.0, 4.0, 5.0, 6.0 or 7.0. All nozzles are 7250 PSI 300°F, stainless steel and ¼" male pipe thread.



PART #	DEGREE OF SPRAY	GPM @ 4000PSI	LIST PRICE
DX140030MG	0	3.0	---
DX141530MG	15	3.0	---
DX142530MG	25	3.0	---
DX144030MG	40	3.0	---
DX140040MG	0	4.0	---
DX141540MG	15	4.0	---
DX142540MG	25	4.0	---
DX144040MG	40	4.0	---
DX140050MG	0	5.0	---
DX141550MG	15	5.0	---
DX142550MG	25	5.0	---
DX144050MG	40	5.0	---
DX140060MG	0	6.0	---
DX141560MG	15	6.0	---
DX142560MG	25	6.0	---
DX144060MG	40	6.0	---
DX140070MG	0	7.0	---
DX141570MG	15	7.0	---
DX142570MG	25	7.0	---
DX144070MG	40	7.0	---

QUICK DISCONNECT NOZZLE 5-PIECE KIT

PART #	GPM @ 4000PSI	LIST PRICE
DX259520	2.0	---
DX259530	3.0	---
DX259540	4.0	---
DX259550	5.0	---
DX259560	6.0	---
DX259570	7.0	---



WARNING: This product can expose you to chemicals, including Chromium, which are known to the State of California to cause cancer and birth defects or other reproductive harm. For more information, visit www.P65Warnings.ca.gov

SWIVELS

RUBBER-TIP TURBO NOZZLE

Rubber tip, rotating turbo nozzle, ¼" NPT with steel male quick disconnect plug adaptor, rated for temperatures up to 300°F.



PART #	PSI	GPM @ 4000PSI	LIST PRICE
DX722530	2500	3.0	---
DX722540	2500	4.0	---
DX722550	2500	5.0	---
DX723230	3200	3.0	---
DX723240	3200	4.0	---
DX723250	3200	5.0	---
DX723260	3200	6.0	---
DX724030	4000	3.0	---
DX724040	4000	4.0	---
DX724050	4000	5.0	---
DX724060	4000	6.0	---
DX725030	5000	3.0	---
DX725040	5000	4.0	---
DX725050	5000	5.0	---
DX725060	5000	6.0	---

THERMAL RELIEF VALVE

140F Thermal Relief Valve, Brass, 300 PSI

- Attaches directly to pump



PART #	SIZE	LIST PRICE
DX35TR25	1/4"	---
DX35TR38	3/8"	---

90° BOOM SWIVEL

Male x Female 90° Boom swivel, Stainless Steel, 5000 PSI, 7GPM, 300°F



PART #	SIZE	LIST PRICE
DX60092	3/8"	---

SPRAYERS

CHROMED STEEL WAND

1/4" MNPT x 1/4" Extension Wands, 10.5 GPM, 300F



PART #	SIZE	GRIP	LIST PRICE
DX4324	24"	No Grip	---
DX4336	36"	No Grip	---
DX4424	24"	Molded Grip	---
DX4436	36"	Molded Grip	---
DX4524VG	24"	Vented Grip	---
DX4536VG	36"	Vented Grip	---

SPRAY GUN

Rear entry spray gun, 4000 PSI, 7 GPM, 212F max, inlet 3/8", outlet 1/4"



PART #	PRESSURE	FLOW	TEMPERATURE	LIST PRICE
DX5090	4000	7	212	---
DX5022	4000	6.6	300	---
DX5005	5075	10.5	300	---

WEEPING SPRAY GUN

Rear entry spray gun, weeping, 5000 PSI, 10.5 GPM, 300F, , inlet 3/8", outlet 1/4"

Weep style spray guns allow for a continuous flow of water by way of a small hole in the bottom of the gun that produces a slight leak, or a weeping effect. This helps prevent lines freezing in cold weather or scalding water temperatures in hot weather that could damage the pumps.



PART #	LIST PRICE
DX5006	---

SPRAY GUN WITH EXTENSION*

Rear entry spray gun with 12" extension, 4000psi, 7gpm, 300F max, inlet 3/8", outlet M22



PART #	LIST PRICE
DX5190	---

SPRAY GUN WITH EXTENSION*

Rrear entry spray gun with 12" extension, 5075psi, 10.5gpm, 300F max, inlet 3/8", outlet M22



PART #	LIST PRICE
DX5197	---

*Requires a 86-005 for MEG Nozzle and a 86-005 & 86-030 for QD Nozzle

WARNING: This product can expose you to chemicals, including Chromium, which are known to the State of California to cause cancer and birth defects or other reproductive harm. For more information, visit www.P65Warnings.ca.gov

QUICK DISCONNECTS

- Brass couplers have brass bodies, 8 steel locking balls, Buna-N seal, and stainless steel springs
- Stainless steel couplers have stainless steel bodies, 8 stainless steel locking balls, Buna-N seal, and stainless steel springs
- Plugs are steel with green blue zinc plating or stainless steel
- Straight through design means there is no positive shut-off after disconnect
- Fully interchangeable with Parker, Hansen, Foster and Adams
- Use with liquids, hydraulic service, compressed air, gases, water and vacuum
- Ideal for applications such as high pressure water, steam washers, and carpet cleaners
- Max. Temp. 212°F for Couplers/ 300°F for Plugs
- Max Flow: 10.5 GPM

STRAIGHT THROUGH STYLE

MALE BRASS COUPLERS



PART #	BODY SIZE	THREAD SIZE	PSI	LIST PRICE
86030	1/4	1/4	4000	---
86031	3/8	3/8	4000	---
86032	1/2	1/2	4000	---

FEMALE BRASS COUPLERS



PART #	BODY SIZE	THREAD SIZE	PSI	LIST PRICE
86035	1/4	1/4	4000	---
86036	3/8	3/8	4000	---
86037	1/2	1/2	4000	---

MALE STAINLESS STEEL COUPLERS



PART #	BODY SIZE	THREAD SIZE	PSI	LIST PRICE
86030SS	1/4	1/4	6000	---
86031SS	3/8	3/8	6000	---

FEMALE STAINLESS STEEL COUPLERS



PART #	BODY SIZE	THREAD SIZE	PSI	LIST PRICE
86035SS	1/4	1/4	6000	---
86036SS	3/8	3/8	6000	---

MALE STEEL PLUGS



PART #	BODY SIZE	THREAD SIZE	PSI	LIST PRICE
86040	1/4	1/4	4000	---
86041	3/8	3/8	4000	---
86042	1/2	1/2	4000	---

FEMALE STEEL PLUGS



PART #	BODY SIZE	THREAD SIZE	PSI	LIST PRICE
86045	1/4	1/4	4000	---
86046	3/8	3/8	4000	---
86047	1/2	1/2	4000	---

MALE STAINLESS STEEL PLUGS



PART #	BODY SIZE	THREAD SIZE	PSI	LIST PRICE
86040SS	1/4	1/4	6000	---
86041SS	3/8	3/8	6000	---

FEMALE STAINLESS STEEL PLUGS



PART #	BODY SIZE	THREAD SIZE	PSI	LIST PRICE
86045SS	1/4	1/4	6000	---
86046SS	3/8	3/8	6000	---

WARNING: This product can expose you to chemicals, including lead, which are known to the State of California to cause cancer and birth defects or other reproductive harm. For more information, visit www.P65Warnings.ca.gov

COUPLERS/ KNOBS
HIGH PRESSURE SPRAYER

MOLDED GRIP MALE BRASS COUPLER



PART #	THREAD SIZE	THREAD SIZE	PSI	LIST PRICE
86030RG	1/4	1/4	4000	---
86031RG	3/8	3/8	4000	---

MOLDED GRIP FEMALE BRASS COUPLER



PART #	THREAD SIZE	PLUG	PSI	LIST PRICE
86035RG	1/4	1/4	4000	---
86036RG	3/8	3/8	4000	---

M22 SCREW TYPE X MNPT



PART #	THREAD SIZE	MALE	PSI	LIST PRICE
86001	M22	1/4	4000	---
86002	M22	3/8	4000	---

M22 SCREW TYPE X FNPT



PART #	THREAD SIZE	FEMALE SIZE	PSI	LIST PRICE
86005	M22	1/4	4000	---
86006	M22	3/8	4000	---

INSULATED KNOB

M22 INSULATED KNOB X MNPT



PART #	THREAD SIZE	MALE SIZE	PSI	LIST PRICE
86012	M22	1/4	4000	---
86013	M22	3/8	4000	---

M22 INSULATED KNOB X FNPT



PART #	THREAD SIZE	FEMALE SIZE	PSI	LIST PRICE
86017	M22	1/4	4000	---
86018	M22	3/8	4000	---

M22 X M22 FNPT



PART #	THREAD SIZE	THREAD SIZE	PSI	LIST PRICE
86022	M22	M22	4000	---

M22 INSULATED KNOB X QC PLUG



PART #	THREAD SIZE	PLUG	PSI	LIST PRICE
86020	M22	3/8	4000	---

WARNING: This product can expose you to chemicals, including lead, which are known to the State of California to cause cancer and birth defects or other reproductive harm. For more information, visit www.P65Warnings.ca.gov

PNEUMATICS



1/4" INDUSTRIAL	3/8" INTERCHANGE	1/2"	1/4" ARO	1/4" AUTO	3/8" AUTO	1/4" LINCOLN	1/4" STRAIGHT THRU	3/8" STRAIGHT THRU

QUICK DISCONNECTS



- Universal
- ARO 210
- Lincoln
- Industrial
- Automotive
- ST Series - High Flow

BREATHER VENTS, MUFFLERS



- Mufflers
- Snubbers
- In-line filters
- Breather vents
- Control valves
- Manifolds

PNEUMATIC ACCESSORIES



- Kits NEW
- Tire gauge
- Tank and vent valves
- Blow guns
- Air chucks
- Inflators

GAUGES



- Liquid filled & Dry
- Lower mount & center mount
- Water test
- Syphons

WARNING: This product can expose you to chemicals, including lead, which are known to the State of California to cause cancer and birth defects or other reproductive harm. For more information, visit www.P65Warnings.ca.gov

INDUSTRIAL INTERCHANGE

- Couplers are brass or plated steel body with brass or steel valves, 6 steel locking balls, NBR seal and stainless steel springs

6 Steel locking balls (1/2" body size has 8 steel locking balls)

- Plugs are brass or steel with green blue zinc plating
- Industry standard design for compressed air, water, grease, paint, limited vacuum and limited gases
- Manual retract for connecting and disconnecting
- Maximum working pressure is 250 PSI

STEEL COUPLERS

STEEL FEMALE COUPLER



PART#	BODY SIZE	THREAD SIZE	LIST PRICE
28540S	1/4"	1/4"	---
28541S	1/4"	3/8"	---
98810	3/8"	1/4"	---
98811	3/8"	3/8"	---
98812	3/8"	1/2"	---
99812	1/2"	1/2"	---
99813	3/4"	3/4"	---

STEEL MALE COUPLER



PART#	BODY SIZE	THREAD SIZE	LIST PRICE
28552S	1/4"	1/4"	---
28553S	1/4"	3/8"	---
98823	3/8"	1/4"	---
98824	3/8"	3/8"	---
98825	3/8"	1/2"	---
99825	1/2"	1/2"	---
99826	1/2"	3/4"	---

STEEL HOSE ID COUPLER



PART#	BODY SIZE	BARB SIZE	LIST PRICE
28562S	1/4"	1/4"	---
28564S	1/4"	3/8"	---
98840	3/8"	1/4"	---
98841	3/8"	3/8"	---
99841	1/2"	3/8"	---
99843	1/2"	1/2"	---

STEEL PUSH-ON HOSE COUPLER



PART#	BODY SIZE	BARB SIZE	LIST PRICE
28565S	1/4"	1/4"	---
28566S	1/4"	3/8"	---
98842	3/8"	3/8"	---

STEEL PLUGS

STEEL MALE PLUG



PART#	BODY SIZE	THREAD SIZE	LIST PRICE
28545	1/4"	1/8"	---
28546	1/4"	1/4"	---
28547	1/4"	3/8"	---
98814	3/8"	1/4"	---
98815	3/8"	3/8"	---
99816	1/2"	1/2"	---
99817	1/2"	3/4"	---

STEEL FEMALE PLUG



PART#	BODY SIZE	THREAD SIZE	LIST PRICE
28533	1/4"	1/8"	---
28534	1/4"	1/4"	---
28535	1/4"	3/8"	---
98801	3/8"	1/4"	---
98802	3/8"	3/8"	---
99803	1/2"	1/2"	---
99804	1/2"	3/4"	---

STEEL HOSE ID PLUG



PART#	BODY SIZE	BARB SIZE	LIST PRICE
28557	1/4"	1/4"	---
28559	1/4"	3/8"	---
98828	3/8"	3/8"	---
99828	1/2"	3/8"	---
99830	1/2"	1/2"	---

STEEL PUSH-ON HOSE PLUG



PART#	BODY SIZE	BARB SIZE	LIST PRICE
28558	1/4"	1/4"	---
28561	1/4"	3/8"	---
98830	3/8"	3/8"	---

STAINLESS STEEL PLUGS

STAINLESS STEEL INDUSTRIAL FEMALE PLUG



PART#	BODY SIZE	THREAD SIZE	LIST PRICE
28534SS	1/4"	1/4"	---

STAINLESS STEEL INDUSTRIAL MALE PLUG



PART#	BODY SIZE	THREAD SIZE	LIST PRICE
28546SS	1/4"	1/4"	---
28547SS	1/4"	3/8"	---
98815SS	3/8"	3/8"	---

INDUSTRIAL
PNEUMATICS

BRASS COUPLERS

BRASS FEMALE COUPLER



PART#	BODY SIZE	THREAD SIZE	LIST PRICE
28540	1/4"	1/4"	---
28541	1/4"	3/8"	---

BRASS MALE COUPLER



PART#	BODY SIZE	THREAD SIZE	LIST PRICE
28552	1/4"	1/4"	---
28553	1/4"	3/8"	---

BRASS HOSE ID COUPLER



PART#	BODY SIZE	BARB SIZE	LIST PRICE
28562	1/4"	1/4"	---
28564	1/4"	3/8"	---

BRASS PUSH-ON HOSE COUPLER



PART#	BODY SIZE	BARB SIZE	LIST PRICE
28565	1/4"	1/4"	---
28566	1/4"	3/8"	---

BRASS PLUGS

BRASS FEMALE PLUG



PART#	BODY SIZE	THREAD SIZE	LIST PRICE
28534B	1/4"	1/4"	---

BRASS MALE PLUG



PART#	BODY SIZE	THREAD SIZE	LIST PRICE
28546B	1/4"	1/4"	---

BRASS HOSE ID PLUG



PART#	BODY SIZE	BARB SIZE	LIST PRICE
28557B	1/4"	1/4"	---
28559B	1/4"	3/8"	---

UNIVERSAL SERIES COUPLERS

- Automatic Coupler means flow will cut off automatically at time of disconnect
- Brass Couplers have brass body and brass sleeve with brass valve, 6 steel locking balls, NBR seal and 6 stainless steel springs.
- Stainless Steel Couplers have stainless steel body and stainless steel sleeve with stainless steel valve, 6 steel locking balls, FKM seal, and stainless steel springs
- Coupler compatible with ARO 210, Parker Interchange and Industrial Interchange plugs
- Maximum working pressure is 250 PSI

STEEL MALE COUPLER



PART#	BODY SIZE	THREAD SIZE	LIST PRICE
28579S	1/4"	1/4"	---
28589S	1/4"	3/8"	---
99865S	3/8"	1/4"	---
99866S	3/8"	3/8"	---

STEEL FEMALE COUPLER



PART#	BODY SIZE	THREAD SIZE	LIST PRICE
28560S	1/4"	1/4"	---
99862S	1/4"	3/8"	---
99869S	3/8"	3/8"	---

STEEL HOSE ID COUPLER



PART#	BODY SIZE	BARB SIZE	LIST PRICE
28690S	1/4"	1/4"	---
99870S	3/8"	1/4"	---
99871S	3/8"	3/8"	---

BRASS/STEEL MALE COUPLER



PART#	BODY SIZE	THREAD SIZE	LIST PRICE
28579BS	1/4"	1/4"	---

BRASS/STEEL FEMALE COUPLER



PART#	BODY SIZE	THREAD SIZE	LIST PRICE
28560BS	1/4"	1/4"	---

STAINLESS STEEL MALE COUPLER



PART#	BODY SIZE	THREAD SIZE	LIST PRICE
28579SS	1/4"	1/4"	---
99873SS	3/8"	3/8"	---
99874SS	3/8"	1/2"	---

STAINLESS STEEL FEMALE COUPLER



PART#	BODY SIZE	THREAD SIZE	LIST PRICE
28560SS	1/4"	1/4"	---
99869SS	3/8"	3/8"	--
99872SS	3/8"	1/2"	---

WARNING: This product can expose you to chemicals, including lead, which are known to the State of California to cause cancer and birth defects or other reproductive harm. For more information, visit www.P65Warnings.ca.gov

UNIVERSAL
PNEUMATICS

BRASS COUPLERS

BRASS MALE COUPLER



PART#	BODY SIZE	THREAD SIZE	LIST PRICE
28579	1/4"	1/4"	---
28589	1/4"	3/8"	---
99865	3/8"	1/4"	---
99866	3/8"	3/8"	---

BRASS FEMALE COUPLER



PART#	BODY SIZE	THREAD SIZE	LIST PRICE
28560	1/4"	1/4"	---
99862	1/4"	3/8"	---
99863	3/8"	1/4"	---
99864	3/8"	3/8"	---

BRASS HOSE ID COUPLER



PART#	BODY SIZE	BARB SIZE	LIST PRICE
28690	1/4"	1/4"	---
28691	1/4"	3/8"	---
99867	3/8"	1/4"	---
99868	3/8"	3/8"	---

SAFETY COUPLERS

NYLON/ALUMINUM UNIVERSAL MALE COUPLER



PART#	BODY SIZE	THREAD SIZE	LIST PRICE
28579SC	1/4"	1/4"	---

NYLON/ALUMINUM UNIVERSAL FEMALE COUPLER



PART#	BODY SIZE	THREAD SIZE	LIST PRICE
28560SC	1/4"	1/4"	---

WARNING: This product can expose you to chemicals, including lead, which are known to the State of California to cause cancer and birth defects or other reproductive harm. For more information, visit www.P65Warnings.ca.gov

ARO 210 INTERCHANGE

- Couplers have brass bodies and brass valves, 6 steel locking balls, NBR seal, and stainless steel springs
- Plugs are steel with green blue zinc plating
- Couplers have a full opening tubular valve for maximum flow and a built-in sleeve guard to minimize accidental disconnect
- Maximum working pressure is 250 PSI

STEEL COUPLERS

STEEL MALE COUPLER



PART#	BODY SIZE	THREAD SIZE	LIST PRICE
28593S	1/4"	1/4"	---
28594S	1/4"	3/8"	---
99852	3/8"	1/4"	---
99853	3/8"	3/8"	---

MALE PLUG



PART#	BODY SIZE	THREAD SIZE	LIST PRICE
28586	1/4"	1/8"	---
28587	1/4"	1/4"	---
28588	1/4"	3/8"	---
99859	3/8"	3/8"	---

STEEL FEMALE COUPLER



PART#	BODY SIZE	THREAD SIZE	LIST PRICE
28584S	1/4"	1/4"	---
28585S	1/4"	3/8"	---
99850	3/8"	1/4"	---
99851	3/8"	3/8"	---

FEMALE PLUG



PART#	BODY SIZE	THREAD SIZE	LIST PRICE
28578	1/4"	1/4"	---
28599	1/4"	3/8"	---
99857	3/8"	3/8"	---

STEEL HOSE ID COUPLER



PART#	BODY SIZE	BARB SIZE	LIST PRICE
28601S	1/4"	1/4"	---
28603S	1/4"	3/8"	---

HOSE ID PLUG



PART#	BODY SIZE	BARB SIZE	LIST PRICE
28595	1/4"	1/4"	---
28597	1/4"	3/8"	---
99860	3/8"	1/4"	---
99861	3/8"	3/8"	---

WARNING: This product can expose you to chemicals, including lead, which are known to the State of California to cause cancer and birth defects or other reproductive harm. For more information, visit www.P65Warnings.ca.gov

ARO 210 INTERCHANGE
PNEUMATICS

BRASS COUPLERS

BRASS MALE COUPLER



PART#	BODY SIZE	THREAD SIZE	LIST PRICE
28593	1/4"	1/4"	---
28594	1/4"	3/8"	---

BRASS FEMALE COUPLER



PART#	BODY SIZE	THREAD SIZE	LIST PRICE
28584	1/4"	1/4"	---
28585	1/4"	3/8"	---

BRASS HOSE ID COUPLER



PART#	BODY SIZE	BARB SIZE	LIST PRICE
28601	1/4"	1/4"	---
28603	1/4"	3/8"	---

BRASS PLUGS

BRASS MALE PLUG



PART#	BODY SIZE	THREAD SIZE	LIST PRICE
28587B	1/4"	1/4"	---
28588B	1/4"	3/8"	---

BRASS FEMALE PLUG



PART#	BODY SIZE	THREAD SIZE	LIST PRICE
28578B	1/4"	1/4"	---
28599B	1/4"	3/8"	---

BRASS HOSE ID PLUG



PART#	BODY SIZE	BARB SIZE	LIST PRICE
28595B	1/4"	1/4"	---
28597B	1/4"	3/8"	---

WARNING: This product can expose you to chemicals, including lead, which are known to the State of California to cause cancer and birth defects or other reproductive harm. For more information, visit www.P65Warnings.ca.gov

AUTOMOTIVE/ PARKER INTERCHANGE (Tru-Flate)

- Brass couplers are brass bodies with brass valves, 6 steel locking balls, NBR seal, and stainless steel springs. Steel couplers are steel bodies with steel valves, 6 stainless steel locking balls, NBR seal, and stainless steel springs.
- Plugs are brass or steel with green blue zinc plating
- Unique design has been field proven as a long-lasting, high performance coupling especially when used with pneumatic tools
- Maximum working pressure is 300 PSI

STEEL MALE COUPLER



PART#	BODY SIZE	THREAD SIZE	LIST PRICE
28516S	1/4"	1/4"	---
28517S	1/4"	3/8"	---
28514S	3/8"	1/4"	---
28519S	3/8"	3/8"	---

STEEL FEMALE COUPLER



PART#	BODY SIZE	THREAD SIZE	LIST PRICE
28507S	1/4"	1/4"	---
28508S	1/4"	3/8"	---
28525S	3/8"	1/4"	---
28526S	3/8"	3/8"	---
28529S	1/2"	1/2"	---

STEEL HOSE ID COUPLER



PART#	BODY SIZE	BARB SIZE	LIST PRICE
28528S	1/4"	1/4"	---
28530S	1/4"	3/8"	---
28514S	3/8"	1/4"	---
28527S	3/8"	3/8"	---

STEEL MALE PLUG



PART#	BODY SIZE	THREAD SIZE	LIST PRICE
28509	1/4"	1/8"	---
28510	1/4"	1/4"	---
28511	1/4"	3/8"	---
28512	3/8"	1/4"	---
28513	3/8"	3/8"	---
28563	1/2"	1/2"	---
28580	1/2"	3/4"	---

STEEL FEMALE PLUG



PART#	BODY SIZE	THREAD SIZE	LIST PRICE
28500	1/4"	1/8"	---
28501	1/4"	1/4"	---
28502	1/4"	3/8"	---
28503	3/8"	1/4"	---
28504	3/8"	3/8"	---
28543	1/2"	1/2"	---
28555	1/2"	3/4"	---

HOSE ID PLUG



PART#	BODY SIZE	BARB SIZE	LIST PRICE
28518	1/4"	1/4"	---
28520	1/4"	3/8"	---
28523	3/8"	1/4"	---
28524	3/8"	3/8"	---

PUSH-ON HOSE PLUG



PART#	BODY SIZE	BARB SIZE	LIST PRICE
28521	1/4"	1/4"	---
28522	1/4"	3/8"	---

AUTOMOTIVE/ PARKER INTERCHANGE

PNEUMATICS

BRASS COUPLERS

BRASS MALE COUPLER



PART#	BODY SIZE	THREAD SIZE	LIST PRICE
28515	1/4"	1/8"	---
28516	1/4"	1/4"	---
28517	1/4"	3/8"	---

BRASS FEMALE COUPLER



PART#	BODY SIZE	THREAD SIZE	LIST PRICE
28507	1/4"	1/4"	---
28508	1/4"	3/8"	---

BRASS HOSE ID COUPLER



PART#	BODY SIZE	BARB SIZE	LIST PRICE
28528	1/4"	1/4"	---
28530	1/4"	3/8"	---

BRASS PUSH-ON HOSE COUPLER



PART#	BODY SIZE	BARB SIZE	LIST PRICE
28531	1/4"	1/4"	---
28532	1/4"	3/8"	---

BRASS PLUGS

BRASS MALE PLUG



PART#	BODY SIZE	THREAD SIZE	LIST PRICE
28510B	1/4"	1/4"	---
28511B	1/4"	3/8"	---

BRASS FEMALE PLUG



PART#	BODY SIZE	THREAD SIZE	LIST PRICE
28501B	1/4"	1/4"	---
28502B	1/4"	3/8"	---

BRASS HOSE ID PLUG



PART#	BODY SIZE	BARB SIZE	LIST PRICE
28518B	1/4"	1/4"	---
28520B	1/4"	3/8"	---

LINCOLN INTERCHANGE

- Couplers have brass bodies with steel sleeves, Acetal valves, 6 steel locking balls, Nitrile seal and stainless steel springs
- Plugs are steel with green blue zinc plating
- Manual style
- Unique design includes long nose and short ball groove
- Maximum working pressure is 250 PSI

BRASS MALE COUPLER



PART#	BODY SIZE	THREAD SIZE	LIST PRICE
28683	1/4"	1/4"	---

BRASS/STEEL FEMALE COUPLER



PART#	BODY SIZE	THREAD SIZE	LIST PRICE
28684	1/4"	1/4"	---

STEEL MALE COUPLER



PART#	BODY SIZE	THREAD SIZE	LIST PRICE
28683S	1/4"	1/4"	---

STEEL FEMALE COUPLER



PART#	BODY SIZE	THREAD SIZE	LIST PRICE
28684S	1/4"	1/4"	---

STEEL MALE PLUG



PART#	BODY SIZE	THREAD SIZE	LIST PRICE
28685	1/4"	1/8"	---
28686	1/4"	1/4"	---

STEEL FEMALE PLUG



PART#	BODY SIZE	THREAD SIZE	LIST PRICE
28687	1/4"	1/4"	---

WARNING: This product can expose you to chemicals, including lead, which are known to the State of California to cause cancer and birth defects or other reproductive harm. For more information, visit www.P65Warnings.ca.gov

COUPLERS
PNEUMATICS

ST SERIES...HIGH FLOW

SPECIFICATIONS

BRASS - COUPLER & STEEL PLUG		
Temperature Range	-40° to 250°	
Rated Pressure	4650	2350

- Non-valved couplings for applications where maximum flow is required. Ideal for applications such as high pressure water and steam washers, carpet cleaners and mold coolant lines. They are often used in food processing, on fluid and dye transfer lines.
- Standard seals are Buna-N (Nitrile).

BRASS

BRASS MALE COUPLER



PART #	BODY & THREAD SIZE	LIST PRICE
28667	1/8"	---
28668	1/2"	---
28669	3/4"	---

BRASS FEMALE COUPLER



PART #	BODY & THREAD SIZE	LIST PRICE
28671	1/8"	---
28673	3/4"	---

STEEL

STEEL MALE PLUG



PART #	SIZE	LIST PRICE
28675	1/8"	---
28639	1/4"	---
28640	3/8"	---
28676	1/2"	---
28677	3/4"	---

STEEL FEMALE PLUG



PART #	SIZE	LIST PRICE
28688	1/8"	---
28619	1/4"	---
28620	3/8"	---
28679	1/2"	---
28680	3/4"	---
28681	1"	---

MINI TYPE QUICK DISCONNECTS

MALE COUPLER



PART #	SIZE	LIST PRICE
28605	1/8"	---

FEMALE PLUG



PART #	SIZE	LIST PRICE
28608	1/8"	---

WARNING: This product can expose you to chemicals, including lead, which are known to the State of California to cause cancer and birth defects or other reproductive harm. For more information, visit www.P65Warnings.ca.gov



MALE PIPE X FEMALE PIPE STEEL

PART#	SIZE	LIST PRICE
320060	1/4"	---



MALE PIPE X FEMALE NPT

PART#	SIZE	LIST PRICE
320061	1/4"	---



MALE PIPE X FEMALE PIPE STEEL & BRASS

PART#	SIZE	LIST PRICE
320082	1/4"	---



FEMALE PIPE X FEMALE PIPE STEEL

PART#	SIZE	LIST PRICE
320073	1/4"	---



MALE PIPE X MALE PIPE STEEL

PART#	SIZE	LIST PRICE
320074	1/4"	---



HOSE BARB X MALE PIPE STEEL

PART#	SIZE	LIST PRICE
320072	1/4"	---



HOSE BARB X MALE PIPE STEEL & BRASS

PART#	SIZE	LIST PRICE
320081	1/4"	---



HOSE BARB X FEMALE PIPE STEEL

PART#	SIZE	LIST PRICE
320071	1/4"	---

SWIVEL FITTINGS
PNEUMATICS



INDUSTRIAL PLUG X MALE PIPE STEEL

PART#	SIZE	LIST PRICE
320065	1/4"	---



INDUSTRIAL PLUG X MALE PIPE STEEL & BRASS

PART#	SIZE	LIST PRICE
320065SB	1/4"	---



INDUSTRIAL PLUG X FEMALE PIPE STEEL & BRASS

PART#	SIZE	LIST PRICE
320062	1/4"	---



AUTOMOTIVE PLUG X MALE PIPE STEEL & BRASS

PART#	SIZE	LIST PRICE
320063	1/4"	---



AUTOMOTIVE PLUG X MALE PIPE #304 STAINLESS STEEL

PART#	SIZE	LIST PRICE
320066	1/4"	---



AUTOMOTIVE PLUG X FEMALE PIPE STEEL & BRASS

PART#	SIZE	LIST PRICE
320064	1/4"	---



ARO PLUG X MALE PIPE BRASS

PART#	SIZE	LIST PRICE
320068	1/4"	---

BRASS MUFFLERS

Materials:
Body: Brass
Element: Sintered Bronze
Max Operating Pressure: 300PSI
Temperature: 35° to 300°F
• Application: Designed to diffuse Air & Muffler noise to acceptable levels within OSHA noise requirements.
• Used on exhaust ports, valves, cylinders and air tools.
• Construction: Porous sintered bronze 40 micron filter element secured to a brass body



PART #	SIZE	LIST PRICE
300020	10/32"	---
300021	1/8"	---
300022	1/4"	---
300023	3/8"	---
300024	1/2"	---
300026	3/4"	---
300028	1"	---

40 Micron element

STAINLESS MUFFLERS





Materials:
Body: 303 Grade Stainless Steel
Element: 316 Grade Stainless Steel
Max Operating Pressure: 300PSI
Temperature: 35° to 392°F

PART #	SIZE	LIST PRICE
300032	1/8"	---
300033	1/4"	---
300034	3/8"	---
300035	1/2"	---

BRASS BREATHER VENT



Materials:
Body: Brass
Element: Sintered Bronze
Max Operating Pressure: 150PSI
Temperature: 35° to 300°F
• Application: Prevents Dirt and Foreign Particles from Entering Ports Open to Atmosphere. Typically used on Acting Cylinders
• Additional Use is Vacuum Relief or Pressure Equalization on Storage Vessels or Tanks
• Construction: Porous Sintered Bronzed 40 Micron Filter Element Secured to a brass body

PART #	SIZE	LIST PRICE
300000	10-32"	---
300001	1/8"	---
300002	1/4"	---
300003	3/8"	---
300004	1/2"	---
300006	3/4"	---
300008	1"	---

40 Micron element

STAINLESS BREATHER VENT

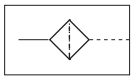



Materials:
Body: 303 Grade Stainless Steel
Element:316 Grade Stainless Steel
Max Operating Pressure: 150PSI
Temperature: 35° to 390°F

PART #	SIZE	LIST PRICE
300014	1/8"	---
300015	1/4"	---
300017	3/8"	---
300018	1/2"	---
300019	3/4"	---

PRESSURE SNUBBER

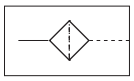



Materials:
Body: Brass
Element: Sintered Bronze
Max Operating Pressure: 9000PSI
Temperature: 35° to 300°F
• Applications: Protect pressure instruments from sudden pressure surges and fluctuations providing more accurate gauge readings
• Construction: Solid brass housing with porous bronze element
• Can be used for mini in-line filters
• 5 different porosity elements per package, allows each user to adjust snubbing capacity for the specific application

PART #	SIZE	POROSITY	LIST PRICE
28354	1/4"	40 um	---
28352	1/4"	25 um	---
28350	1/4"	10 um	---

Recommended Element Porosity Rating		
Rating	Color	Recommended Application
40 um	None	Viscous Fluids (over 500 ssu)
30 um	Black	Med. Type Oils (225 to 500 ssu)
25 um	Brown	Water & LT. Oils (30 to 25 ssu)
20 um	Green	Low Viscosity Fluids Fluids (under 30 ssu)
10 um	Red	Air and Other Gases
5 um	Purple	

SPEED CONTROL VALVE

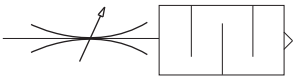



Materials:
Body: Brass
Element: 40 Micron Sintered Bronze
Max Operating Pressure: 300PSI
Temperature: 35° to 300°F
• Application: Provide infinite variation of metering air flow at acceptable sound levels on air valve exhaust ports with complete safety
• The speed of an operating cylinder or air tool may be increased or decreased with the adjusting screw, the final position is locked in place by a lock nut
• Objectionable exhaust air noise is eliminated by the surrounding sleeve - 40 µm sintered bronze
• Brass Body
• Max operating pressure: 300PSI
• Operating temperature: 35° F to 300° F

PART #	SIZE	LIST PRICE
940800	1/8"	---
940801	1/4"	---
940803	3/8"	---
940804	1/2"	---
940805	3/4"	---
940806	1"	---

WARNING: This product can expose you to chemicals, including Chromium, which are known to the State of California to cause cancer and birth defects or other reproductive harm. For more information, visit www.P65Warnings.ca.gov

VALVES/ MUFFLERS/ FILTERS
PNEUMATICS

STAINLESS SPEED CONTROL VALVE

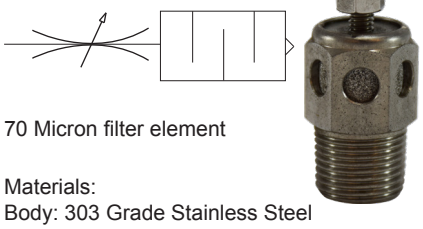

70 Micron filter element

Materials:
Body: 303 Grade Stainless Steel
Element: 316 Grade Stainless Steel
Max Operating Pressure: 300PSI
Temperature: 35° to 392°F

PART #	SIZE	LIST PRICE
940810	1/8"	---
940811	1/4"	---
940812	3/8"	---
940813	1/2"	---

MUFFLER W/ FLOW ADJUSTMENT

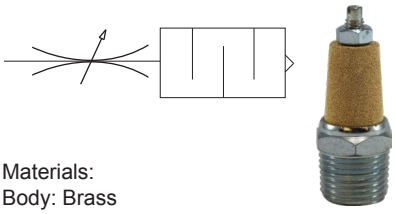

Materials:
Body: Brass
Element: Sintered Bronze
Max Operating Pressure: 300PSI
Temperature: 35° to 300°F

PART #	SIZE	LIST PRICE
28380	1/4"	---
28381	3/8"	---
28382	1/2"	---

HIGH FLOW ALUMINUM MUFFLER

• hole pattern



Materials:
Body: Aluminum
Element: 50 Mesh Stainless Steel
Max Operating Pressure: 300PSI
Temperature: 35° to 160°F

PART #	SIZE	LIST PRICE
940823	1/4"	---
940824	3/8"	---
940825	1/2"	---
940826	3/4"	---
940827	1"	---

HIGH FLOW STEEL MUFFLER



Materials:
Body: Steel
Element: 50 Mesh Stainless Steel
Max Operating Pressure: 300PSI
Temperature: 35° to 160°F

PART #	SIZE	LIST PRICE
28373	1/8"	---
28374	1/4"	---
28375	3/8"	---
28376	1/2"	---
28377	3/4"	---
28378	1"	---

ALUMINUM HIGH FLOW MUFFLER

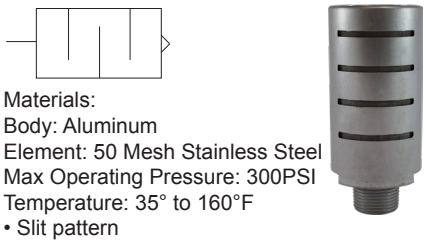

Materials:
Body: Aluminum
Element: 50 Mesh Stainless Steel
Max Operating Pressure: 300PSI
Temperature: 35° to 160°F
• Slit pattern
• Application: Used exhaust ports of Pneumatic valves or manifolds to reduce work area noise
• Construction: Aluminum body, 50 mesh self cleaning stainless steel screen corrosion resistant aluminum shell
• High flow & minimal back pressure

PART #	SIZE	LIST PRICE
28367	1/8"	---
28368	1/4"	---
28369	3/8"	---
28370	1/2"	---
28371	3/4"	---
28372	1"	---

PLASTIC HIGH FLOW MUFFLER



Materials:
Body: Black Nylon
Element:50 Mesh Stainless Steel
Max Operating Pressure: 150PSI
Temperature: 35° to 120°F

PART #	SIZE	LIST PRICE
28364	1/4"	---
28365	3/8"	---
28366	1/2"	---

WARNING: This product can expose you to chemicals, including Chromium, which are known to the State of California to cause cancer and birth defects or other reproductive harm.
For more information, visit www.P65Warnings.ca.gov

MANIFOLDS

MANIFOLDS - ALUMINUM WITH BLACK ANODIZING

Materials:
Aluminum with black anodizing for corrosion resistance.
Specifications:
Max Operating Pressure: 1000PSI
Temperature: -10° to 200°F
Media: Air and liquids compatible with materials of construction.
• Ports column = # of ports in top of manifold



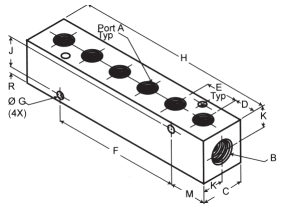

THREADED PORTS

Part #	Ports	List Price	A - out NPT	B - in NPT	C	D	E	F	G	H	J	K	M	R
28450	4	----	1/8"	1/4"	1.00	0.50	0.75	1.5	0.17	3.25	0.70	0.50	0.88	0.15
28452	6	---						3.00		4.75				
28456	10	---						6.00		7.75				
28458	3	----	1/4"	3/8"	1.25	0.63	0.88	0.88	0.20	3.00	0.89	0.63	1.06	0.18
28460	5	---						2.63		4.75				
28464	9	----						6.13		8.25				
28465	10	----						7.00		9.13				
28467	3	----	3/8"	3/8"	1.25	1.00	1.13	1.13	0.20	4.25	0.89	0.63	1.56	0.18
28468	4	----						2.25		5.38				
28469	5	----						3.38		6.50				
28470	6	---						4.50		7.63				

3 IN 1 ALUMINUM AIR MANIFOLD

No need to connect and disconnect every time you want to change tools. Supply 3 air tools from one outlet. These manifolds have one inlet with three 1/4 outlets.



PART #	SIZE	LIST PRICE
320120	1/4" Inlet	---
320121	3/8" Inlet	---
320122	1/2" Inlet	---
three 1/4" Outlets		

AIR REGULATOR

- Rated for Inlet Pressrue up to 140PSI(10bar).
- Ambient and Fluid Tempreature:5~60°C(41~140°F)
- Port Threads:NPT
- Flow Capacity:See Below,at 0.7Mpa Inlet Pressure and set at 0.5Mpa.
- Assembly Bracket is included.



PART #	SIZE	GAUGE PORT	REGULATING RANGE	LIST PRICE
AR2	1/4"	1/8	0.05~0.85Mpa(0.5~8.5kgf/cm2)(7.25psi~123psi)	---

WARNING: This product can expose you to chemicals, including Chromium, which are known to the State of California to cause cancer and birth defects or other reproductive harm. For more information, visit www.P65Warnings.ca.gov

SAFETY VALVES

ASME CODED

- Valves are manufactured to ASME standards and certified by the national board of boiler and pressure vessel inspectors.
- Bubble tight to 10% of set pop-off pressure.
- ASME safety valves are interchangeable with all other ASME valves of same size and pressure.
- Brass construction. Marked ASME, NB
- 1/ Blister card.



PART #	MALE NPT	POP-OFF PRESSURE	AIR FLOW	LIST PRICE
87001	1/4"	70 PSI	70 CFM	---
87002	1/4"	125 PSI	120 CFM	---
87003	1/4"	150 PSI	140 CFM	---
87004	1/4"	200 PSI	170 CFM	---

Note: Valve resets after pressure drops 50%

NON-CODED SAFETY RELIEF VALVES

- Non-coded safety valves are constructed of the same materials as the AMSE safety valves but are not national board certified and cannot be used on applications requiring ASME components.
- Valves are equipped with a lift ring for instant relief and are staked at the factory at the pre set pop-off pressure.
- Marked ASME, UV, NB



PART #	MALE NPT	POP-OFF PRESSURE	LIST PRICE
87008	1/4"	125 PSI	---
87009	1/4"	150 PSI	---

Warning: These valves are not to be used on compressors with a capacity over 15 CFM or 3 HP or 12 gallon storage tank.

COMPRESSOR TANK CHECK VALVES

- Used in compressor tanks to prevent air volume and pressure from escaping back into compressor heads while the compressor is not operating.
- Brass body with Teflon poppet.
- 1/8" Female NPT side port for pressure switch application.
- Maximum working pressure: 450 PSI
- Maximum temperature: 400°F





PART #	TANK BUNG HOLE SIZE	COMPRESSOR AIR LINE SIZE	SCFM	LIST PRICE
87020	1/2" NPT Male	3/8" Tube Compression male	20	---
87021	1/2" NPT Male	1/2" Tube Compression male	20	---
87023	1/2" NPT Male	1/2" NPT Female	20	---

WARNING: This product can expose you to chemicals, including lead, which are known to the State of California to cause cancer and birth defects or other reproductive harm. For more information, visit www.P65Warnings.ca.gov

TANK VALVES

BRASS BICYCLE PUMP FITTING

Screw on swivel chuck for most hand operated tire pumps.
Buna-N-Seal • Deflator

INT x 3/16 Barb



PART #	SIZE	LIST PRICE
32782	3/16"	---

INFLATOR

INT x 3/16



PART #	SIZE	LIST PRICE
32783	3/16"	---

PNEUMATIC SLIDE VALVE

- Max Operating Pressure: 200 psig
- Temperatures:-20°F to +200°F

Manually operated slide valves provide simple on/off airflow control. They can be mounted horizontally, vertically or at any angle.

Open Position



MALE X FEMALE

PART #	SIZE	L	HEX	LIST PRICE
20780	1/8"	2.15	9/16"	---

INT = Inflation needle thread .305 in. OD x 32 threads per inch

TANK & VENT VALVES

Three standard styles of valve bodies, complete with short core, for air lifts, water pumps, vacuum, pressurized containers, air jacks, and other pneumatic devices.
REGULAR: 300 PSI and cracking pressure 80 PSI

1/8" NPT - .9" LONG SPRING CORE

7/16" Hex

1/8 x INT



PART #	SIZE	LIST PRICE
46620	1/8	---

1/8" NPT 1.207"LONG SPRING CORE

7/16" Hex

1/8 x INT



PART #	SIZE	LIST PRICE
46621	1/8	---

1/4" NPT 1.46" LONG SPRING CORE

w/ Black cap

9/16" Hex

1/4 x INT



PART #	SIZE	LIST PRICE
46622	1/4	---

TANK VALVE ACCESSORIES

BLACK PLASTIC CAP

No gasket



Inflation needle theads

PART #	LIST PRICE
46630	---

SHORT NICKEL PLATED DOME CAP

Dome skirted type



Inflation needle thead

PART #	LIST PRICE
46631	---

WARNING: This product can expose you to chemicals, including lead, which are known to the State of California to cause cancer and birth defects or other reproductive harm. For more information, visit www.P65Warnings.ca.gov

BLOW GUNS/ NOZZLES
PNEUMATICS

COMPACT BLOW GUN W/RUBBER TIP



- Includes One Rubber Tip and One Safety Tip
- Zinc Alloy Body
- 1/4" FPT Inlet
- Maximum 150 psi (Recommended Working Pressure 90-120 psi)
- Safety Tip Limits Air Pressure to 30 psi When Dead-Ended per OSHA requirement
- Maximum 87 dba
- 1/8" Outlet

PART #	SIZE	LIST PRICE
320053	1/4"	---

SAFETY BLOW GUN



- Heavy-Duty Design
- Internal Safety Valve that Limits Air Pressure to Less than 30 psi When dead-ended per OSHA
- Aluminium Alloy Body
- 1/4" FPT Inlet
- Maximum 150 psi (Recommended Working Pressure 90-120 psi)
- Safety Tip Limits Air Pressure to 30 psi When Dead-Ended per OSHA Requirement
- Maximum 87 dba
- 1/8" Outlet

PART #	SIZE	LIST PRICE
320054	1/4"	---

SAFETY BLOW GUN

- N/P steel handle with plastic sleeve
- Brass Valve
- Zinc body
- Aluminum nozzle

90 PSI



1/8" Outlet

PART #	SIZE	LIST PRICE
320050	1/4" Inlet	---

5114 **51-124** 401 **20430AD** S148 **D204-30** 6475

IN-LINE BLOW GUN



PART #	LIST PRICE
320086	---

LEVER ACTION TWO-WAY GUN



PART #	LIST PRICE
320087	---

PISTOL GRIP BLOW GUN

- Lightweight, Ergonomic Design
- Delrin® Body
- Trigger Air Flow Control
- 1/4" FPT Inlet
- 3" Nozzle Ideal for Tight Spaces
- Recommended Working Pressure 90-120 psi
- Maximum 87 Dba



PART #	SIZE	LIST PRICE
320036	1/4"	---

PISTOL GRIP BLO-GUN

150 PSI

Material
- Body: POM (engineering plastic)
- Nozzle: nickel plated carbon steel
- Blue Handle Color

Features
- Simple construction, economic
- Global thread connection
- Durable and versatile applications
- 4 inch nozzle

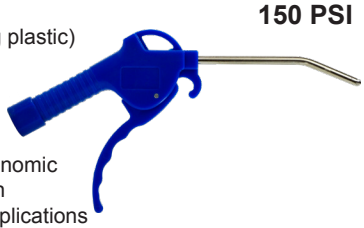

PART #	SIZE	LIST PRICE
320035	1/4"	---

RUBBER TIPPED NOZZLE



MAKES POSITIVE SEAL BETWEEN GUN AND FUEL LINE OR OTHER OPENINGS. USE ONLY ON AIR LINE REGULATED TO 30 PSI OR LESS

PART #	THREAD SIZE	LIST PRICE
320070	1/8 - 27	---

51-521 **2058** D201RT **411R**

WATER NOZZLE



PART #	LIST PRICE
320083	---

INFLATOR/AIR NOZZLE



PART #	LIST PRICE
320084	---

RADIATOR FILLERS



PART #	LIST PRICE
320085	---

WARNING: This product can expose you to chemicals, including lead, which are known to the State of California to cause cancer and birth defects or other reproductive harm. For more information, visit www.P65Warnings.ca.gov

TIRE GAUGES

M - TIRE GAUGE

320-021



HEAVY DUTY DUAL FOOT TIRE GAUGE

320-022



DUAL ANGLE FOOT TRUCK PENCIL GAUGE

320-023



PART #	PRESSURE RANGE	INCREMENT	HEAD	BODY	BAR(PSI/KPA)	LIST PRICE
320021	20-120psi	2 psi	Metal	Metal	4 sided plastic	---
320022	10-120psi	2 psi	Plastic	Metal	4 sided plastic	---
320023	20-120psi	2 psi	Metal	Metal	4 sided plastic	---

INFLATION NEEDLE



• See thread note below

PART #	LIST PRICE
320095	---

1 PIECE BLOW GUN TAPERED NOZZLE



PART #	SIZE	LIST PRICE
320076	NT	---

VOLUME REGULATOR





PART #	FIP X MIP	LIST PRICE
46615	1/4	---

What size thread is an inflation needle (INT)?
Metric: 7.7mm OD, thread reoot diameter is 6.9mm x 0.794 pitch
English: 0.305 OD, threadroot diameter 0.302 in x 32 tpi (threads per inch)

1 PIECE EXTENSION



PART #	SIZE	LIST PRICE
320080	NT	---

1 PIECE BLOW GUN ADAPTER



PART #	SIZE	LIST PRICE
320078	Female NT x 1/8 MPT	---

NYLON COIL AIR HOSE

- 200 psi working pressure
- 4:1 Safety factor (burst vs working pressure)
- Spring end sleeves to prevent kinking
- 1/4 MPT Brass fittings on both ends
- Temperature range 32°F to 120°F
- Packaged for retail sale





PART #	DESCRIPTION	SIZE	LIST PRICE
307030	25'	1/4" NPT	---
307031	50'	1/4" NPT	---

WARNING: This product can expose you to chemicals, including lead, which are known to the State of California to cause cancer and birth defects or other reproductive harm. For more information, visit www.P65Warnings.ca.gov

FOOT CHUCKS

HEX BALL FOOT CHUCK



PART #		LIST PRICE
46600	1/4 FPT Live Air	---

BALL FOOT CHUCK W/ 1/4 ID HOSE BARB



PART #		LIST PRICE
46607	1/4 ID Live Air	---

DUAL HEAD STRAIGHT AIR CHUCK



DUAL HEAD AIR CHUCK 1/4"FNPT,THE LENGTH IS 6.08",THE HEAD IS ZINC-ALLOY,AND THE NUT IS BRASS WITH CHROME PLATED.

PART #		LIST PRICE
320000	1/4	---

DUAL HEAD ANGLE FOOT AIR CHUCK



DUAL HEAD STRAIGHT FOOT AIR CHUCK 1/4"FNPT FOR INNER DUALS;BOTH ENDS LOCK ON VALVE CORE THREADS,THE LENGTH IS 6.66",THE HEAD IS ZINC-ALLOY,AND THE NUT IS BRASS WITH CHROME PLATED.

PART #		LIST PRICE
320005	1/4	---

INFLATORS WITH GAUGE

INFLATOR/ GAUGE

- RUGGED ZINC CAST BODY WITH BRASS INTERNALS FOR LONG LIFE
- SOLID BRASS GAUGE BAR
- BUILT-IN AIR RELIEF VALVE
- 6"DUAL-FOOT AIR CHUCK



320-010

INFLATOR/ GAUGE

- RUGGED ZINC CAST BODY WITH BRASS INTERNALS FOR LONG LIFE
- EASY TO VIEW BUILT-IN SIGHT GAUGE
- FULL SWIVEL HOSE FITTINGS
- PROTECTIVE RUBBER BUMPER
- BUILT-IN AIR RELIEF VALVE
- 6"DUAL-FOOT AIR CHUCK



320-011

PART #	PRESSURE RANGE	INCREMENT	INLET	HOSE LENGTH	LIST PRICE
320010	10-120 psi	2 psi	1/4 FPT	12"	---
320011	10-120 psi	2 psi	1/4 FPT	12"	---

WARNING: This product can expose you to chemicals, including lead, which are known to the State of California to cause cancer and birth defects or other reproductive harm. For more information, visit www.P65Warnings.ca.gov

AIR ACCESSORY SET
PNEUMATICS

16PCS-AIR ACCESSORY SET
PART# 87400



LIST PRICE: ---

CONTENTS OF BLISTER CARD PACKAGE

COMPONENTS FOR PART # 87400
1pc-1/4"FNPT industrial coupler
2pcs-1/4"FNPT industrial plugs
2pcs-1/4"MNPT industrial plugs
1pc-1/4" male connector
1pc-1/4" double female connector
1pc-ball foot chuck
1pc-blow gun
1pc-dial tire gauge
1pc-tapered rubber tip
1pc-blow gun safety nozzle
1pc-blow gun tapered nozzle
2pcs-inflation needles
1pc-25ft. nylon recoil hose

10PCS-AIR ACCESSORY SET
PART# 87402



LIST PRICE: ---

CONTENTS OF BLISTER CARD PACKAGE

COMPONENTS FOR PART # 87402
1pc-1/4"female connector
1pc-blow gun safety nozzle
1pc-blow gun tapered nozzle
1pc-ball foot chuck
1pc-blow gun
1pc-1/4"FNPT industrial coupler
1pc-1/4" FNPT industrial plug
1pc-1/4"MNPT industrial plug
2pcs-inflation needles

7PCS-AIR ACCESSORY SET
PART# 87404



LIST PRICE: ---

CONTENTS OF BLISTER CARD PACKAGE

COMPONENTS FOR PART # 87404
1pc-blow gun rubber tip
1pc-blow gun safety nozzle
1pc-blow gun tapered nozzle
1pc-extension
1pc-blow gun
2pcs-inflation needles

11PCS-AIR ACCESSORY SET
PART# 87406



LIST PRICE: ---

CONTENTS OF BLISTER CARD PACKAGE

COMPONENTS FOR PART # 87406
1pc-blow gun rubber tip
1pc-blow gun safety nozzle
1pc-blow gun tapered nozzle
1pc-blow gun standard nozzle
1pc-blow gun adapter
1pc-hose&chuck assembly
1pc-blow gun
1pc-inflation needle
1pc-1/4"FNPT industrial coupler
1pc-1/4" FNPT industrial plug
1pc-1/4"MNPT industrial plug

WARNING: This product can expose you to chemicals, including lead, which are known to the State of California to cause cancer and birth defects or other reproductive harm. For more information, visit www.P65Warnings.ca.gov

AIR ACCESSORY SET
PNEUMATICS

17PCS-AIR ACCESSORY SET
PART# 87408



LIST PRICE: ---

CONTENTS OF BLISTER CARD PACKAGE

COMPONENTS FOR PART # 87408
1pc-1/4" double female connector
2pcs-1/4" double male connectors
1pc-blow gun safety nozzle
1pc-blow gun tapered nozzle
1pc-dual-foot tire chuck
1pc-tire gauge
1pc-blow gun
1pc-1/4" FNPT industrial coupler
2pcs-1/4" FNPT industrial plug
4pcs-1/4" MNPT industrial plug
2pcs-inflation needles

12PCS-AIR ACCESSORY SET
PART# 87410



LIST PRICE: ---

CONTENTS OF BLISTER CARD PACKAGE

COMPONENTS FOR PART # 87410
1pc-blow gun safety nozzle
1pc-blow gun tapered nozzle
1pc-blow gun rubber nozzle
1pc-ball foot tire chuck
1pc-blow gun
1pc-1/4"FNPT industrial coupler
1pc-1/4" MNPT industrial coupler
2pcs-1/4"FNPT industrial plug
2pcs-1/4"MNPT industrail plug
1pc-inflation needle

20PCS-AIR ACCESSORY SET
PART# 87412



LIST PRICE: ---

CONTENTS OF BLISTER CARD PACKAGE

COMPONENTS FOR PART # 87412
1pc-dual-foot tire chuck
1pc-tire gauge
1pc-blow gun rubber nozzle
1pc-blow gun adapter
1pc-1/4" double male connector
1pc-1/4" double female connector
1pc-blow gun safety nozzle
1pc-blow gun tapered nozzle
1pc-thread seal tape
1pc-blow gun
2pcs-1/4"FNPT industrial coupler
2pcs-1/4"FNPT industrial plug
3pcs-1/4"MNPT industrial plug
2pcs-inflation needles
1pc-1/4"x 25Ft coil Nylon hose

WARNING: This product can expose you to chemicals, including lead, which are known to the State of California to cause cancer and birth defects or other reproductive harm. For more information, visit www.P65Warnings.ca.gov

QUICK DISCONNECT KITS
PNEUMATICS

1/4" X 1/4" NPT INDUSTRIAL 7PCS
PART# 87414



LIST PRICE: ---

CONTENTS OF BLISTER CARD PACKAGE

COMPONENTS FOR PART # 87414
2pc-1/4"x1/4" FNPT T I/M coupler
2pcs-1/4"x1/4" FNPT I/M plugs
2pcs-1/4"x1/4"MNPT I/M plugs
1pc-double 1/4" MNPT fitting

1/4" X 1/4" NPT INDUSTRIAL 5PCS
PART# 87416



LIST PRICE: ---

CONTENTS OF BLISTER CARD PACKAGE

COMPONENTS FOR PART # 87416
1pc-1/4"x1/4"FNPT I/M coupler
4pc-1/4"X1/4" MNPT I/M plug

1/4" X 1/4" NPT INDUSTRIAL 5PCS
PART# 87418



LIST PRICE: ---

CONTENTS OF BLISTER CARD PACKAGE

COMPONENTS FOR PART # 87418
1pc-1/4"x1/4"FNPT I/M coupler
1pc-1/4"x1/4"FNPT I/M plug
1pc-1/4"X1/4" MNPT I/M plug
1pc-double 1/4" MNPT fitting

1/4" X 1/4" NPT INDUSTRIAL 3PCS
PART# 87420



LIST PRICE: ---

CONTENTS OF BLISTER CARD PACKAGE

COMPONENTS FOR PART # 87420
1pc-1/4"x1/4" FNPT I/M coupler
1pc-1/4"x1/4" FNPT I/M plug
1pc-1/4"x1/4" MNPT I/M plug

3/8" X 1/4" NPT AUTOMOTIVE 5PCS KIT
PART# 87422



LIST PRICE: ---

CONTENTS OF BLISTER CARD PACKAGE

COMPONENTS FOR PART # 87422
1pc-3/8"x1/4" FNPT Automotive coupler
2pcs-3/8"x1/4"MNPT Automotive plugs
1pc-double 1/4"MNPT fitting
1pc-double 1/4"FNPT fitting

WARNING: This product can expose you to chemicals, including lead, which are known to the State of California to cause cancer and birth defects or other reproductive harm. For more information, visit www.P65Warnings.ca.gov

GAUGES

STANDARD DRY GAUGES

STEEL CASE

All the gauges supplied by us are designed for long, reliable service under rugged conditions.
Typical applications include compressors, filter regulators, water pumps, beverage dispensing equipment, hydraulic and pneumatic systems, and other applications, where the media does not corrode brass. ALL CONNECTIONS ARE BRASS.



1-1/2" FACE
1/8" NPT LOWER MOUNT

PART #	PSI	LIST PRICE
80501	0-15	---
80502	0-30	---
80503	0-60	---
80504	0-100	---
80505	0-160	---
80506	0-200	---

LOWER MOUNT

- Plastic lens (window)



2" FACE
1/4" LOWER MOUNT

PART #	PSI	LIST PRICE
80001	0-15	---
80002	0-30	---
80003	0-60	---
80004	0-100	---
80005	0-160	---
80006	0-200	---
80007	0-300	---
80020	30-0	---



2-1/2" FACE
1/4" LOWER MOUNT

PART #	PSI	LIST PRICE
80031	0-15	---
80032	0-30	---
80033	0-60	---
80034	0-100	---
80035	0-160	---
80036	0-200	---



1-1/2" FACE
1/8" NPT CENTER BACK MOUNT

PART #	PSI	LIST PRICE
80511	0-15	---
80512	0-30	---
80513	0-60	---
80514	0-100	---
80515	0-160	---
80516	0-200	---

CENTER BACK MOUNT



2" FACE
1/4" CENTER BACK MOUNT

PART #	PSI	LIST PRICE
80301	0-15	---
80302	0-30	---
80303	0-60	---
80304	0-100	---
80305	0-160	---
80306	0-200	---
80307	0-300	



2-1/2" FACE
1/4" CENTER BACK MOUNT

PART #	PSI	LIST PRICE
80331	0-15	---
80332	0-30	---
80333	0-60	---
80334	0-100	---
80335	0-160	---
80336	0-200	---

WARNING: This product can expose you to chemicals, including lead, which are known to the State of California to cause cancer and birth defects or other reproductive harm. For more information, visit www.P65Warnings.ca.gov

LIQUID FILLED GAUGES

STAINLESS CASE

Liquid filled gauges enhance the reliability and integrity of the measuring system for long periods. The glycerine filling helps dampen the effects of vibration and pulsation. It also lubricates the movement which extends the life of the gauge.
CONNECTIONS ARE BRASS.



1-1/2" FACE
1/8" LOWER MOUNT

PART #	PSI	LIST PRICE
80601	0-15	---
80602	0-30	---
80603	0-60	---
80604	0-100	---
80605	0-160	---
80606	0-200	



- Liquid Filled Gauges with a stainless case are used for protection in harsh environments.
- Stainless Steel Case
- Copper Alloy Wetted parts
- Polycarbonate window
- ± 1.5% of span accuracy
- Temp. Range -104°F to 158°F

2-1/2" FACE
1/4" LOWER MOUNT

PART #	PSI	LIST PRICE
80061	0-15	---
80062	0-30	---
80063	0-60	---
80064	0-100	---
80065	0-160	---
80066	0-200	---
80067	0-300	---
80068	0-400	---
80069	0-600	---
80100	0-1000	---
80101	0-1500	---
80102	0-2000	---
80103	0-3000	---
80104	0-5000	---
80105	0-10000	---
80080	30-0 Vacuum	---
80081	-30 to +30	---



4" FACE
1/4" LOWER MOUNT

PART #	PSI	LIST PRICE
80463	0-100	---

CENTER BACK MOUNT



1-1/2" FACE
1/8" CENTER BACK MOUNT

PART #	PSI	LIST PRICE
80611	0-15	---
80612	0-30	---
80613	0-60	---
80614	0-100	---
80615	0-160	---
80616	0-200	---



2-1/2" FACE
1/4" CENTER BACK MOUNT

PART #	PSI	LIST PRICE
80201	0-15	---
80202	0-30	---
80204	0-60	---
80203	0-160	---
80205	0-100	---
80206	0-200	---
80207	0-300	---
80208	0-400	---
80209	0-600	---

WARNING: This product can expose you to chemicals, including lead, which are known to the State of California to cause cancer and birth defects or other reproductive harm. For more information, visit www.P65Warnings.ca.gov

TAPES/ SEALANT

PNEUMATICS

PTFE THREAD SEAL TAPE

- Density 0.4
- Thickness 3.5 MIL
- Meets MIL specs T-27730A



PART #	SIZE	CASE QTY	LIST PRICE
982107	1/2" x 260"	500	---
982108	1/2" x 520"	500	---
982109	3/4" x 260"	350	---
982110	3/4" x 520"	350	---

POP OUT COVERED SPOOL

GREY STAINLESS STEEL

- Density 1.2
- Thickness 4MIL
- Meets MIL specs T-27730A & CID A-A 58092



PART #	SIZE	CASE QTY	LIST PRICE
982135	1/2" x 260"	250	---
982136	1/2" x 520"	150	---
982137	3/4" x 260"	150	---
982138	3/4" x 520"	150	---

GREEN OXYGEN TAPE

- Density 1.2
- Thickness 3.5MIL
- Meets MIL specs T-27730A & CID A-A 58092



PART #	SIZE	CASE QTY	LIST PRICE
982130	1/2" x 260"	250	---
982131	1/2" x 520"	150	---
982132	3/4" x 520"	150	---

PTFE BLUE SEAL TAPE

- Professional grade top -450 to +450°F
- Super long roll
- Twice the density of standard tape for less passes, lasts longer
- Density 0.8
- Thickness 3.5 MIL
- Meets MIL Spec T-27730A



PART #	SIZE	CASE QTY	LIST PRICE
982120	1/2" x 1368"	250	---
982121	3/4" x 1368"	150	---
982122	1" x 1296"	150	---

YELLOW GAS LINE TAPE

- Density 0.9
- Thickness 4MIL
- Meets MIL specs T-27730A



PART #	SIZE	CASE QTY	LIST PRICE
982125	1/2" x 260"	250	---
982126	1/2" x 520"	150	---
982127	3/4" x 520"	150	---

PVC ELECTRICAL TAPE

Rated to 176 degrees fahrenheit
Suitable for use up to 600V
UL Listed
Individually wrapped in cellophane



PART #	SIZE	LIST PRICE
982140	3/4" X 60' Black	---

THREAD SEALANT

GASOILA SOFT-SET THREAD WITH PTFE



PART#	SIZE	UNITS PER CASE	LIST
983100	1/4 pt. Brush	24	---
983101	1/2 pt. Brush	24	---
983102	1 pt. Brush	12	---

PLS 2 PREMIUM THREAD AND GASKET SEALER



PART#	SIZE	UNITS PER CASE	LIST PRICE
983110	1/4 pt. Brush	12	---

GASOILA NT NON-PTFE THREAD SEALANT



PART#	SIZE	UNITS PER CASE	LIST PRICE
983120	1/2 pt. Brush	12	---

JC-30 GASOILA HIGH-FILL



PART#	SIZE	UNITS PER CASE	LIST PRICE
983116	1 pt. Brush	6	---

FREE ALL DEEP PENETRATING OIL



PART#	SIZE	UNITS PER CASE	LIST
983125	6 oz. Aerosol	12	---
983126	11 oz. Aerosol	12	---

LUBE-IT ALL DEEP LUBRICATING OIL



PART#	SIZE	UNITS PER CASE	LIST
983130	6 oz. Aerosol	12	---

WARNING: This product can expose you to chemicals, including lead, which are known to the State of California to cause cancer and birth defects or other reproductive harm. For more information, visit www.P65Warnings.ca.gov

HYDRAULIC ADAPTERS & ACCESSORIES



STEEL ADAPTERS

Technical information
Profile size chart
Steel Pipe Swivels
37° JIC Flare Straights
37° JIC Flare Shapes
Bulkhead Adapters
Steel Pipe Fittings
O-Ring Adapters Straight
JIC Swivels
O-Ring Adapters
O-Ring Face Seal
BSPT/ BSPP Adapters
Metric Adapters
Flange Adapters
Stainless Steel Adapters
SS Hose Fittings

HYDRAULIC QUICK DISCONNECTS

Thread to Connect - Wing
ISO A Interchange
ISO B Interchange
Flush Face ISO
VEP Series
AG Interchange
Hydraulic Jack Q/D

HYDRAULIC VALVES & ACCESSORIES

Flow Control Valve
Variable Flow Control
Air Breathers

PLATING SPECIFICATION

We standard Trivalent, Cr^{+3} plating performs at nearly double the S.A.E. corrosion resistance requirement. The plating meets ASTM B633, Fe/Zn 5. The thickness is 5um-13um. This plating is silver in appearance and has been testing at 96 hours to white rust and 120 hours to red rust.

TECHNICAL INFORMATION

WORKING PRESSURE

The tables on the following pages list the recommended working pressure for a variety of hydraulic fittings made in accordance with certain industry standards. Many factors such as impulse, vibration, mechanical shock, and improper assembly may affect the integrity of the fitting connection.

We recommends sufficient testing be conducted to ensure that performance levels will be safe and satisfactory, especially if installed in systems operating at elevated pressures or in severe conditions. Working pressure ratings are capable of a 4 to 1 minimum burst. All steel fittings meet or exceed the minimum SAE pressure ratings. Always consider application and maximum pressure requirements when selecting fittings.

METHODS FOR INSTALLING FITTINGS

There are three methods for installing a fitting:

- Torque wrench
- Flats From Wrench Resistance
- Turns From Finger Tight

For Flare and NPSM Fittings, we recommend the flats from wrench resistence method be used whenever possible.

The differences in material, plating, and surface finish impacts the coefficient of friction when installing or connecting fittings. To minimize these variances, We recommend that fitting connections are lubricated when installed. Connections that are lubricated provide a more accurate installation torque, which results in fewer leaks.

USING A TORQUE WRENCH

The torque values given in the tables on the following pages are for reference purposes only based on industry standard practice and for low carbon steel mating with steel/iron components. Actual torque values may need to be adjusted due to variances described above.

SAE recommends always making a wet (lubricated) installation or connection to reduce friction on moving parts, O-rings, and variances in material and plating. The torque values in these tables are based off SAE values using a .17 coefficient of friction as per SAE J2593. Many hydraulic leaks are a result of over-torque, which causes excessive deformation of material or exceeds the yield strength of the material, which may reduce the load or clamping force between seal contacts.

If more than one value or range is given, use the lower value first and increase only if required. Over-torquing can damage a fitting or mating component.

SAE O-Ring Boss Port Specifications

O-ring Boss ports (ORB) provide a seal by trapping the fitting's O-ring inside a port cavity. When a fitting is installed into the port, the O-ring is trapped between the fitting body hex or washer and port cavity.

Straight fittings include a hex, and sometimes an additional cylindrical shoulder below the hex and above the threads, to trap the O-ring in the port cavity.

Elbow and Tee fittings require a backup washer and a locknut above the O-ring on the threaded stud to permit a 360° orientation of the fitting around the port.

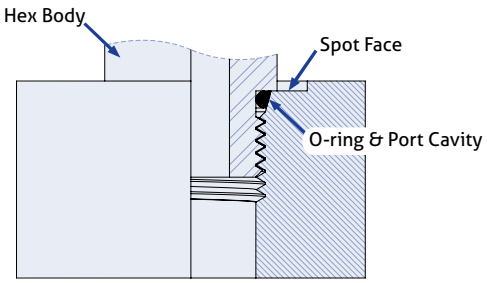

Straight SAE ORB

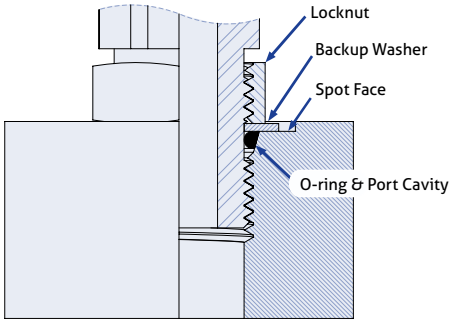

Adustable SAE ORB

The following table lists the specifications for SAE O-Ring Boss Ports.

SAE O-Ring Boss Specifications								
Dash Size	Tube Size	Thread	SAE-ORB to JIC and Pipe Fittings*			SAE-ORB to ORFS Fittings**		
			Torque	Working Pressure		Torque	Working Pressure	
			Adjustable & Non- Adjustable	Adjustable	Non-Adjustable	Adjustable & Non- Adjustable	Adjustable	Non- Adjustable
			(ft-lbs) +25% -0%	*(psi)*	*(psi)*	*(ft-lbs) +25% -0%*	*(psi)*	*(psi)*
02	*1/8*	*5/16-24*	*6*	*4500*	*4500*	-	-	-
03	*3/16*	*3/8-24*	*7*	*4500*	*4500*	*7*	*5800*	*9100*
04	*1/4*	*7/16-20*	*13*	*4500*	*4500*	*15*	*5800*	*9100*
05	*5/16*	*1/2-20*	*18*	*4500*	*4500*	*18*	*5800*	*9100*
06	*3/8*	*9/16-18*	*22*	*3600*	*4500*	*26*	*5800*	*9100*
08	*1/2*	*3/4-16*	*37*	*3600*	*4500*	*52*	*5800*	*9100*
10	*5/8*	*7/8-14*	*44*	*2900*	*3600*	*74*	*5800*	*9100*
12	*3/4*	*1-1/16-12*	*70*	*2900*	*3600*	*125*	*5800*	*5800*
14	*7/8*	*1-3/16-12*	*92*	*2300*	*2900*	*158*	*5800*	*5800*
16	*1*	*1-5/16-12*	*111*	*2300*	*2900*	*199*	*4500*	*5800*
20	*1 1/4*	*1-5/8-12*	*147*	*1800*	*2300*	*210*	*3600*	*3600*
24	*1 1/2*	*1-7/8-12*	*155*	*1800*	*2300*	*273*	*2900*	*3600*
32	*2*	*2-1/2-12*	*221*	*1450*	*1800*	-	-	-
* = Light duty studs included on JIC, NPTF and NPSM fittings per SAE J1926/3 & J514 ** = Heavy duty studs included on ORFS fittings per SAE J1926/2 & J1453								
Note: Torque values are for wet torque and are allowed up to 25% the listed value according to SAE J2593.								

JIC Adapter Specifications

Male flared fittings include a conical nose with external threads for clamping.

A flared fitting or tube assembly is tightened against the cone with a swivel nut. By forcing the flare against the cone during the torquing process, the nose cone is slightly deformed and meshes to create a metal to metal seal between the flare and the cone.

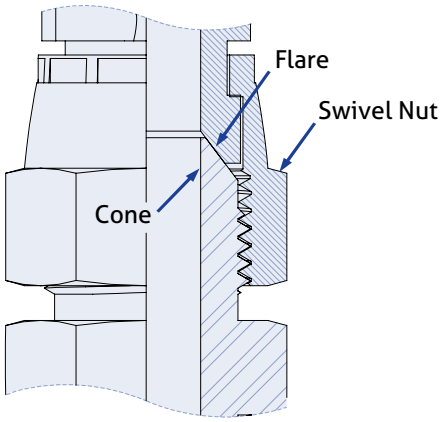

The following table lists the specifications for JIC adapters.

JIC Specifications							
Dash Size	Tube Size	Thread	Working Pressure		Torque		
			Male	Female Swivel Nut	JIC Rigid	JIC Swivel	Bulkhead Locknut
			(psi)	(psi)	(FFWR)	(FFWR)	(ft-lbs) +25% -0%
02	1/8	5/16-24	5000	5000	1/4 - 1/2	2	4
03	3/16	3/8-24	5000	5000	1/4 - 1/2	2	6
04	1/4	7/16-20	5000	4500	1/4 - 1/2	2	10
05	5/16	1/2-20	5000	4000	1/4 - 1/2	2	13
06	3/8	9/16-18	5000	4000	1/4 - 1/2	2	16
08	1/2	3/4-16	4500	4000	1/4 - 1/2	2	27
10	5/8	7/8-14	3500	3000	1/4 - 1/2	1 1/2	32
12	3/4	1-1/16-12	3500	3000	1/4 - 1/2	1 1/2	52
14	7/8	1-3/16-12	3000	2500	1/4 - 1/2	1 1/2	66
16	1	1-5/16-12	3000	2500	1/4 - 1/2	1 1/2	85
20	1 1/4	1-5/8-12	2500	2000	1/4 - 1/2	1	111
24	1 1/2	1-7/8-12	2000	1500	1/4 - 1/2	1	114
32	2	2-1/2-12	1500	1125	1/4 - 1/2	1	162
Values are per SAE J514							

Pipe & Pipe Swivel Adapter Specifications

NPSM fittings include an inverted 60° cone inside an internally threaded swivel union nut. Male NPTF fittings that have a 30° internal chamfer that make a 60° inverted cone, will mate with NPSM swivel unions.

NOTE: THE MATING MALE THREADS MUST INCLUDE AN INSIDE CHAMFER ON THE END OF THE FITTING THAT MATES WITH THE INVERTED CONE. THREADS ARE FOR CLAMPING FORCE ONLY AND THE SEALING OCCURS ON A SMALL RADIAL SECTION BETWEEN THE MALE FITTING INTERNAL CHAMFER AND THE SWIVEL UNION INVERTED CONE.

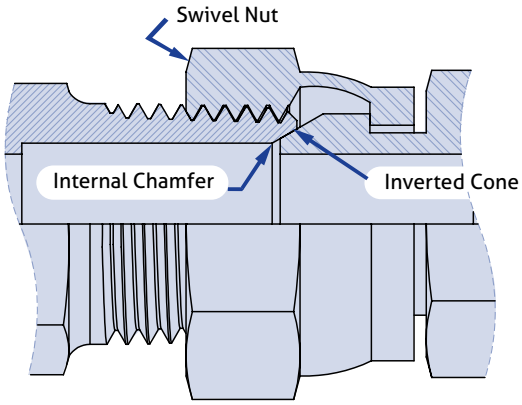

Figure 7 : NPTF & NPSM Union

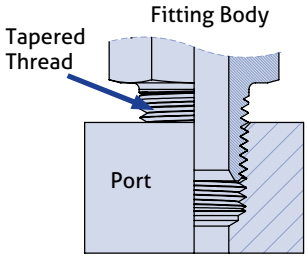

Figure 8: NPT & NPTF Assembly

NPT and NPTF pipe threads seal by wedging the tapered threads through deformation into each other. Both of these threads require thread sealants to complete a seal.

The following table lists the specifications for NPT, NPTF, and NPSM Pipe adapters.

NPT, NPTF, and NPSM Pipe Specifications						
Dash Size	Thread Size	Major OD* (inch)	Working Pressure		Torque	
			NPT, NPTF Male and Female	NPSM Female Swivel Nut	NPT, NPTF	NPSM Swivel Union
			(psi)	*(psi)*	*(TFFT)*	*(FFWR)*
02	*1/8-27*	*.405*	*5000*	*5000*	*2-3*	*2*
04	*1/4-18*	*.540*	*4000*	*5000*	*2-3*	*2*
06	*3/8-18*	*.675*	*3000*	*4000*	*2-3*	*2*
08	*1/2-14*	*.84*	*3000*	*3500*	*2-3*	*2*
12	*3/4-14*	*1.050*	*2500*	*2250*	*2-3*	*2*
16	*1-11 1/2*	*1.315*	*2000*	*2000*	*1 1/2 - 2 1/2*	*1 1/2*
20	*1 1/4-11 1/2*	*1.660*	*1150*	*1625*	*1 1/2 - 2 1/2*	*1 1/2*
24	*1 1/2-11 1/2*	*1.900*	*1000*	*1250*	*1 1/2 - 2 1/2*	*1 1/2*
32	*2-11 1/2*	*2.375*	*1000*	*1125*	*1 1/2 - 2 1/2*	*1 1/2*
Values are per SAE J514 & J2593						

Table 3: NPT, NPTF, and NPSM Pipe Specifications

O-ring Face Seal Adapter Specifications

O-ring face seal fittings include a precision groove in the face of the male fitting. Sealing occurs when an O-ring is trapped in the groove by a smooth flat flange that is clamped against the face with a nut or nut and sleeve. The flat flange may be formed or brazed onto the end of a tube, or is machined on a fitting.

There are two SAE groove types:
- Type A: The original style A O-ring has no retaining ledge.
- Type B: The Type B groove has a retaining ledge (half dovetail) that improves O-ring retention. The Type B style is more commonly found and is a design improvement over the Type A.

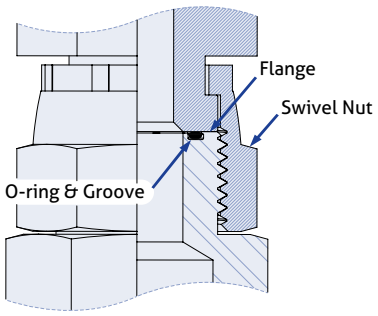

e 9 : ORFS Fitting Assembly

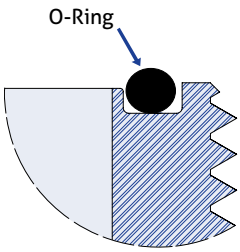

: 10: Detail View of Cross Section of Groove Type A

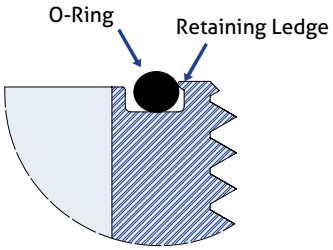

11 : View of Groove Type B

The following table lists the specifications for O-ring Face Seal adapters.

ORFS Specifications								
Dash Size	Tube Size	Thread Size	Working Pressure		Torque			
			Male	Female Swivel Nut	Male & Female	Bulkhead Locknut	Tube Nuts	Swivel Nuts
			(psi)	*(psi)*	*(ft-lbs) +25% -0%*	*(ft-lbs) +25% -0%*	*FWR*	*FWR*
04	*1/4*	*9/16-18*	*6000*	*6000*	*18*	*16*	*1/4-1/2*	*1/2-3/4*
06	*3/8*	*11/16-16*	*6000*	*6000*	*29*	*22*	*1/4-1/2*	*1/2-3/4*
08	*1/2*	*13/16-16*	*6000*	*6000*	*41*	*29*	*1/4-1/2*	*1/2-3/4*
10	*5/8*	*1-14*	*6000*	*6000*	*44*	*44*	*1/4-1/2*	*1/2-3/4*
12	*3/4*	*1-3/16-12*	*6000*	*6000*	*66*	*66*	*1/4-1/2*	*1/3-1/2*
16	*1*	*1-7/16-12*	*6000*	*5000*	*92*	*92*	*1/4-1/2*	*1/3-1/2*
20	*1 1/4*	*1-11/16-12*	*4000*	*4000*	*125*	*111*	*1/4-1/2*	*1/3-1/2*
24	*1 1/2*	*2-12*	*4000*	*3000*	*147*	*125*	*1/4-1/2*	*1/3-1/2*
Note: Values are per SAE J2593 & J1453								
Torque values are for wet installation of steel components. Reduce torque values for softer material components.								

Table 4 : ORFS Specifications

BSPT, BSPP and Metric Adapter Specifications

BSPT and Metric tapered threads install and work in the same manner as NPT and NPTF.

Male BSPP fittings include an inverted 60° cone inside an internally threaded swivel union nut. Male BSPP fittings that have a 30° internal chamfer that make a 60° inverted cone, will mate with Female BSPP swivel unions.

NOTE: THE MATING MALE THREADS MUST INCLUDE AN INSIDE CHAMFER ON THE END OF THE FITTING THAT MATES WITH THE INVERTED CONE. THREADS ARE FOR CLAMPING FORCE ONLY AND THE SEALING OCCURS ON A SMALL RADIAL SECTION BETWEEN THE MALE FITTING INTERNAL CHAMFER AND THE SWIVEL UNION INVERTED CONE.

DIN swivel unions have a 24° inverted cone and may be installed into DIN bite-ring compression fittings. To provide enhanced performance, an O-ring is sometimes included in the cone of some DIN swivel unions.

British Standard Pipe Parallel (BSPP) and Metric Parallel threaded ports do not include a port cavity like the O-ring Boss or ISO 6149 port. Instead, an O-ring sits on top of the spot face or external surface and is surrounded by a metal retaining ring or other retaining component to trap the O-ring between the fitting hex, body, and spot face.

Elbow and Tee fittings have a locknut, backup washer, O-ring and retaining washer to permit 360° orientation around the axis of the port.

The following table lists the specifications for **BSPP & BSPT Adapters**

BSPP & BSPT Specifications				
Dash Size	BSPT & BSPP		Torque	
	THREAD SIZE	MAJOR OD* (inch)	BSPP Swivel Union	BSPT
02	1/8-28	0.383	2	2-3
04	1/4-19	0.518	2	2-3
06	3/8-19	0.656	2	2-3
08	1/2-14	0.825	2	2-3
10	5/8-14	0.929	2	2-3
12	3/4-14	1.041	2	2-3
16	1-11	1.309	1 1/2	1 1/2 - 2 1/2
20	1 1/4-11	1.650	1 1/2	1 1/2 - 2 1/2
24	1 1/2-11	1.882	1 1/2	1 1/2 - 2 1/2
32	2-11	2.347	1 1/2	1 1/2 - 2 1/2

The following table lists the specifications for **Metric Adapters**

Metric DIN 3852-1 Threads	
Dash Size	THREAD SIZE (mm)
08	8 x 1.0
10	10 x 1.0
12	12 x 1.5
14	14 x 1.5
16	16 x 1.5
18	18 x 1.5
20	20 x 1.5
22	22 x 1.5
24	24 x 1.5
26	26 x 1.5
27	27 x 2.0
30	30 x 2.0
33	33 x 2.0
39	39 x 2.0
42	42 x 2.0
48	48 x 2.0
60	60 X 2.0
Values are from DIN 3852-1	

PROFILE SIZE CHART

MALE JIC/ MALE O-RING BOSS

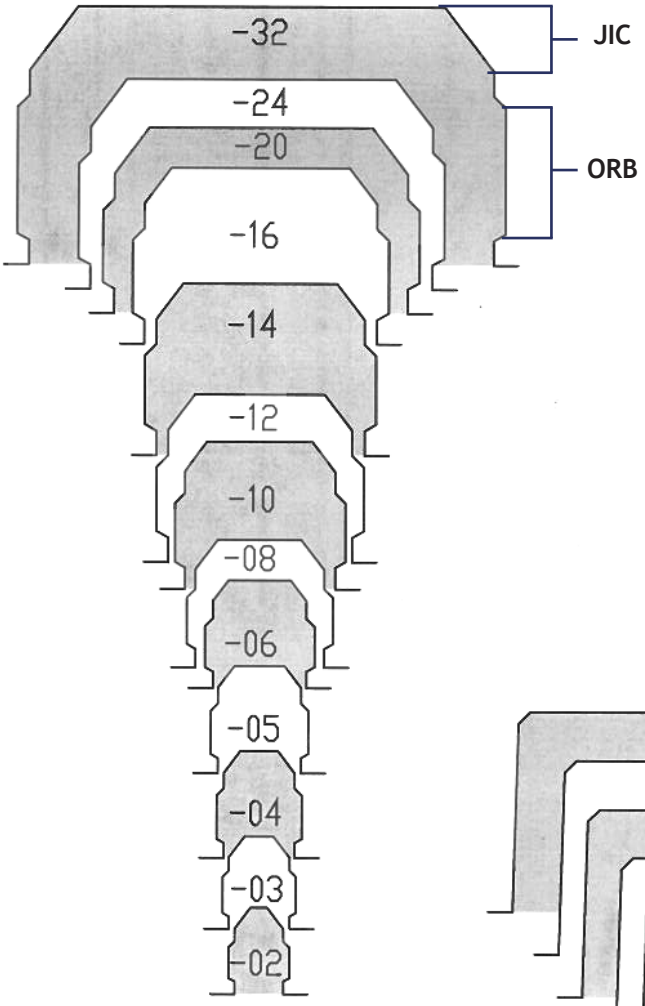

O-RING FACE SEAL

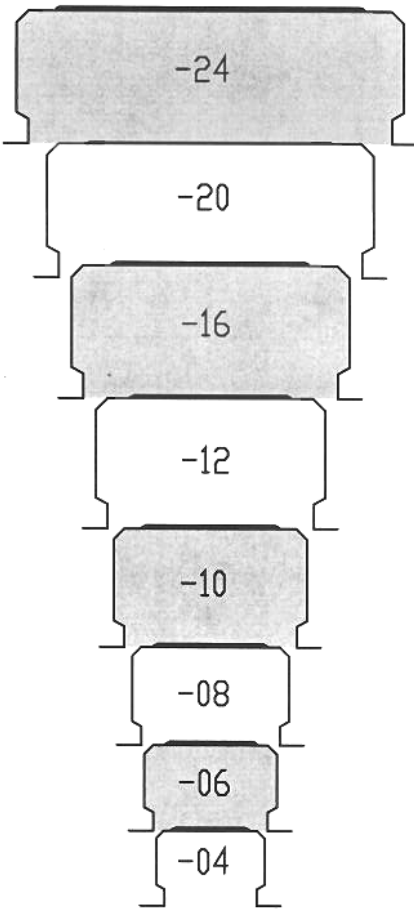

MALE PIPE

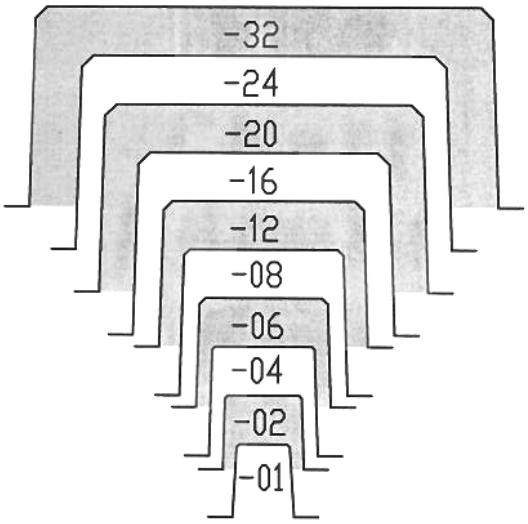

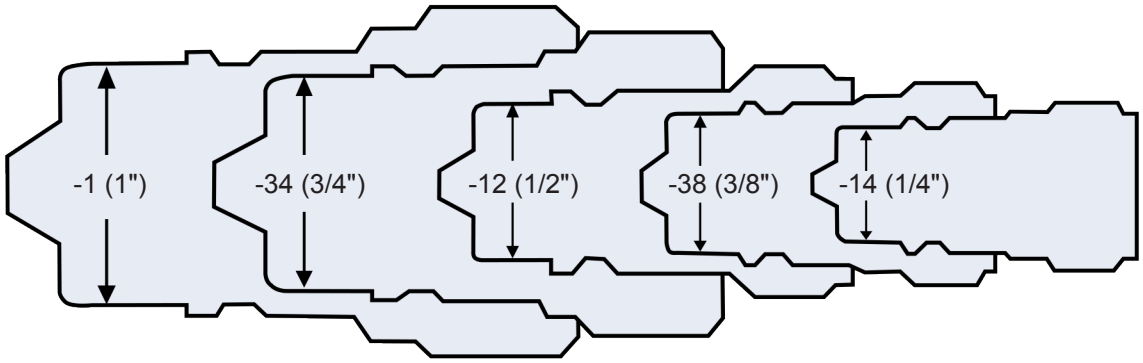

AG INTERCHANGE - NV SERIES

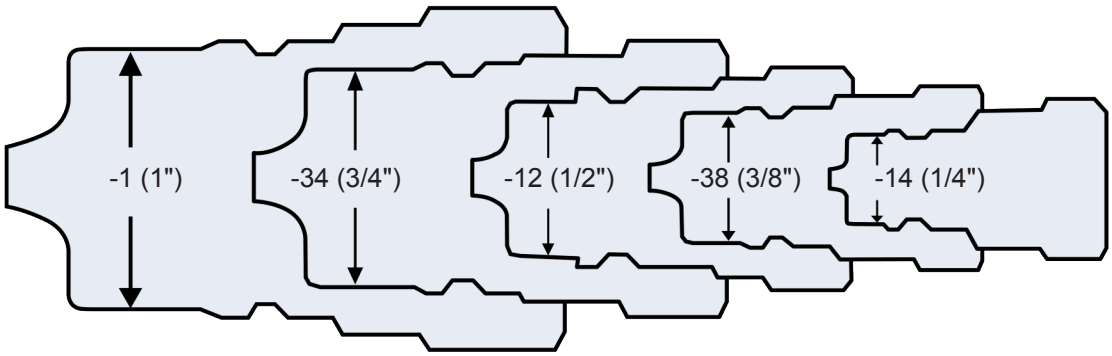

ISO 7241 - 1 - ISO A - ANV SERIES

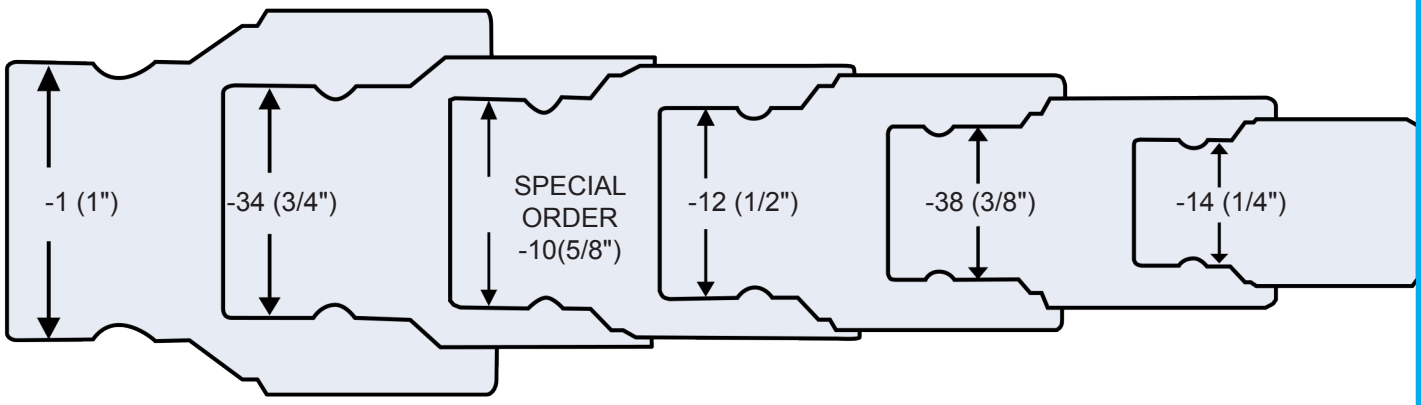

ISO 16028 - FF SERIES

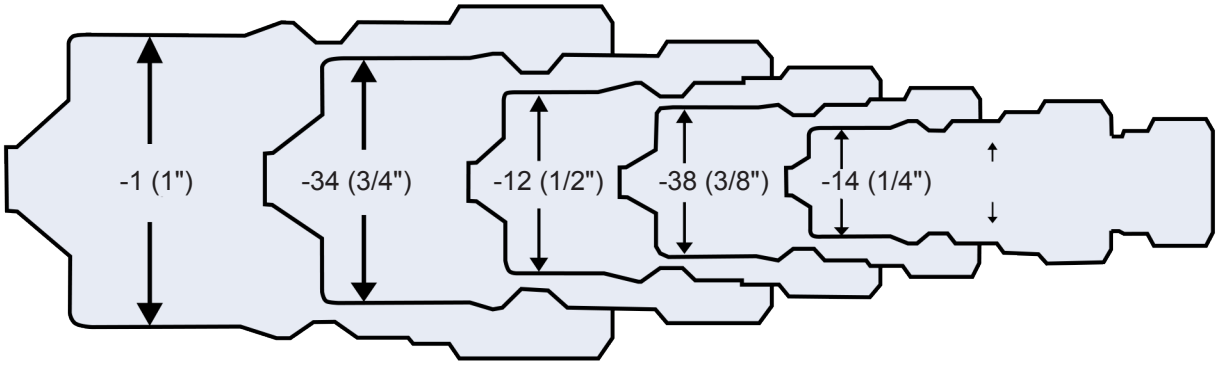

ISO 7241 - 1 ISO B - HNV SERIES

STEEL PIPE SWIVEL ADAPTERS

HYDRAULIC ADAPTERS

MALE PIPE SWIVEL ADAPTER

SAE 140130



PART #	MALE PIPE 1	FEMALE NPSM 2	LIST PRICE
140422	1/8	1/8	---
140442	1/4	1/8	---
140444	1/4	1/4	---
140446	1/4	3/8	---
140448	1/4	1/2	---
140446	1/4	3/8	---
140448	1/4	1/2	---
140464	3/8	1/4	---
140466	3/8	3/8	---
140468	3/8	1/2	---
140484	1/2	1/4	---
140486	1/2	3/8	---
140488	1/2	1/2	---
1404812	1/2	3/4	---
1404126	3/4	3/8	---
1404128	3/4	1/2	---
14041212	3/4	3/4	---
14041216	3/4	1	---
14041612	1	3/4	---
14041616	1	1	---
14041620	1	1-1/4	---
14042016	1-1/4	1	---
14042020	1-1/4	1-1/4	---
14042024	1-1/4	1-1/2	---
14042424	1-1/2	1-1/2	---
14043232	2	2	---

FEMALE PIPE SWIVEL ADAPTER

SAE 140131



PART #	FEMALE PIPE 1	FEMALE NPSM 2	LIST PRICE
140522	1/8	1/8	---
140542	1/4	1/8	---
140544	1/4	1/4	---
140546	1/4	3/8	---
140564	3/8	1/4	---
140566	3/8	3/8	---
140568	3/8	1/2	---
140584	1/2	1/4	---
140586	1/2	3/8	---
140568	3/8	1/2	---
140584	1/2	1/4	---
140588	1/2	1/2	---
1405812	1/2	3/4	---
1405128	3/4	1/2	---
14051212	3/4	3/4	---
14051216	3/4	1	---
14051612	1	3/4	---
14051616	1	1	---
14052020	1-1/4	1-1/4	---
14052420	1-1/2	1-1/4	---
14052424	1-1/2	1-1/2	---
14053232	2	2	---

1405 **2046R** 1212 **9255** C207

MALE PIPE ELBOW SWIVEL ADAPTER

SAE 140230



PART #	MALE PIPE 1	FEMALE NPSM 2	LIST PRICE
150122	1/8	1/8	---
150124	1/8	1/4	---
150142	1/4	1/8	---
150144	1/4	1/4	---
150146	1/4	3/8	---
150148	1/4	1/2	---
150164	3/8	1/4	---
150166	3/8	3/8	---
1501612	3/8	3/4	---
150184	1/2	1/4	---
150186	1/2	3/8	---
150188	1/2	1/2	---
1501128	3/4	1/2	---
15011212	3/4	3/4	---
15011216	3/4	1	---
1501168	1	1/2	---
15011612	1	3/4	---
15011616	1	1	---
15012016	1-1/4	1	---
15012020	1-1/4	1-1/4	---
15012024	1-1/4	1-1/2	---
15012420	1-1/2	1-1/4	---
15012424	1-1/2	1-1/2	---
15013232	2	2	---

1501 **2047R** 1218 **9405** 2107

FEMALE UNION ELBOW SWIVEL ADAPTER

SAE 140231



PART #	FEMALE PIPE 1	FEMALE NPSM 2	LIST PRICE
150222	1/8	1/8	---
150224	1/8	1/4	---
150242	1/4	1/8	---
150244	1/4	1/4	---
150246	1/4	3/8	---
150248	1/4	1/2	---
150264	3/8	1/4	---
150266	3/8	3/8	---
150268	3/8	1/2	---
150286	1/2	3/8	---
150288	1/2	1/2	---
1502812	1/2	3/4	---
1502128	3/4	1/2	---
15021212	3/4	3/4	---
15021616	1	1	---
15022020	1-1/4	1-1/4	---
15022424	1-1/2	1-1/2	---

1502 **2207** 1216 **94SSR**

WARNING: This product can expose you to chemicals, including Cobalt, which are known to the State of California to cause cancer. For more information, visit www.P65Warnings.ca.gov

FEMALE PIPE SWIVELS
HYDRAULIC ADAPTERS

MALE 45° PIPE ELBOW SWIVEL ADAPTER



SAE 140330

PART #	MALE PIPE 1	FEMALE NPSM 2	LIST PRICE
150322	1/8	1/8	---
150324	1/8	1/4	---
150344	1/4	1/4	---
150346	1/4	3/8	---
150364	3/8	1/4	---
150366	3/8	3/8	---
150368	3/8	1/2	---
150384	1/2	1/4	---
150386	1/2	3/8	---
150388	1/2	1/2	---
1503812	1/2	3/4	---
1503128	3/4	1/2	---
15031212	3/4	3/4	---
15031216	3/4	1	---
15031612	1	3/4	---
15031616	1	1	---
15032016	1-1/4	1	---
15032020	1-1/4	1-1/4	---
15032424	1-1/2	1-1/2	---

1503 **2049R** 3107 **1214** 9355R

FEMALE 45° UNION ELBOW SWIVEL ADAPTER



SAE 140331

PART #	FEMALE PIPE 1	FEMALE NPSM 2	LIST PRICE
150422	1/8	1/8	---
150444	1/4	1/4	---
150466	3/8	3/8	---
150488	1/2	1/2	---
15041212	3/4	3/4	---
15041616	1	1	---

1504 **2050R** 1249 **9385R**

MALE SWIVEL BRANCH TEE



PART #	FEMALE NPSM 1 & 2	MALE PIPE 3	LIST PRICE
160122	1/8	1/8	---
160144	1/4	1/4	---
160166	3/8	3/8	---
160188	1/2	1/2	---
16011212	3/4	3/4	---
16011616	1	1	---

1601 **2254R** 1258 **9406R**

FEMALE SWIVEL TEE



PART #	FEMALE NPSM 1 & 2	FEMALE PIPE 3	LIST PRICE
160244	1/4	1/4	---
160266	3/8	3/8	---
160288	1/2	1/2	---
16021212	3/4	3/4	---
16021616	1	1	---

1602 **2253R** 1259 **9456R**

FEMALE SWIVEL UNION TEE



PART #	FEMALE NPSM 1,2 & 3	LIST PRICE
160344	1/4	---
160366	3/8	---
160388	1/2	---
16031212	3/4	---
16031616	1	---

1603 **2255** 1223 **9705R**

STRAIGHTS STEEL JIC FLARE 37°

HYDRAULIC ADAPTERS

LONG JIC TUBE NUT



SAE 070111

PART #	TUBE O.D	LIST PRICE
03044	1/4	---
03045	5/16	---
03046	3/8	---
03048	1/2	---
030410	5/8	---
030412	3/4	---
030416	1	---

304 **221000** 0304 **C5115**

CAP



SAE 070112
MS 51532

PART #	TUBE O.D.	LIST PRICE
0304C2	1/8	---
0304C3	3/16	---
0304C4	1/4	---
0304C5	5/16	---
0304C6	3/8	---
0304C8	1/2	---
0304C10	5/8	---
0304C12	3/4	---
0304C14	7/8	---
0304C16	1	---
0304C20	1-1/4	---
0304C24	1-1/2	---
0304C32	2	---

820 **304** 21v0292 **FNTX** 1329 **C5129**

JIC TUBE NUT (SLEEVE REQUIRED)



SAE 070110
MS 51531

PART #	TUBE O.D	LIST PRICE
03182	1/8	---
03183	3/16	---
03184	1/4	---
03185	5/16	---
03186	3/8	---
03188	1/2	---
031810	5/8	---
031812	3/4	---
031814	7/8	---
031816	1	---
031820	1-1/4	---
031824	1-1/2	---
031832	2	----

JIC TUBE UNION



1 2

SAE 070101
MS 51501

PART #	JIC TUBE SIZE 1	JIC TUBE SIZE 2	LIST PRICE
240322	1/8	1/8	---
240333	3/16	3/16	---
240344	1/4	1/4	---
240355	5/16	5/16	---
240364	3/8	1/4	---
240366	3/8	3/8	---
240384	1/2	1/4	---
240388	1/2	1/2	---
240386	1/2	3/8	---
2403106	5/8	3/8	---
2403108	5/8	1/2	---
24031010	5/8	5/8	---
2403126	3/4	3/8	----
2403128	3/4	1/2	---
24031210	3/4	5/8	---
24031212	3/4	3/4	---
24031414	7/8	7/8	---
24031612	1	3/4	---
24031616	1	1	---
24032016	1-1/4	1	---
24032020	1-1/4	1-1/4	---
240332	2	2	---

2403 **2027** HTX **1204** C5305

JIC TUBE SLEEVE



SAE 070115
MS 51533

PART #	TUBE O.D	LIST PRICE
03192	1/8	---
03193	3/16	---
03194	1/4	---
03195	5/16	---
03196	3/8	---
03198	1/2	---
031910	5/8	---
031912	3/4	---
031914	7/8	---
031916	1	---
031920	1-1/4	---
031924	1-1/2	---
031932	2	---

319 **900605** TX **1253** C5165

WARNING: This product can expose you to chemicals, including Cobalt, which are known to the State of California to cause cancer. For more information, visit www.P65Warnings.ca.gov

JIC MALE CONNECTOR

SAE 070102
MS 51500



PART #	JIC TUBE SIZE 1	MALE PIPE THREAD 2	LIST PRICE
240422	1/8	1/8	---
240442	1/4	1/8	---
240444	1/4	1/4	---
240446	1/4	3/8	---
240448	1/4	1/2	---
240454	5/16	1/4	
240462	3/8	1/8	---
240464	3/8	1/4	---
240466	3/8	3/8	---
240468	3/8	1/2	---
2404612	3/8	3/4	---
240484	1/2	1/4	---
240486	1/2	3/8	---
240488	1/2	1/2	---
2404812	1/2	3/4	---
2404816	1/2	1	---
2404104	5/8	1/4	---
2404106	5/8	3/8	----
2404108	5/8	1/2	---
24041012	5/8	3/4	---
2404126	3/4	3/8	---
2404128	3/4	1/2	---
24041212	3/4	3/4	---
24041216	3/4	1	---
24041612	1	3/4	---
24041616	1	1	---
24041620	1	1-1/4	----
24041624	1	1-1/2	---
24042012	1-1/4	3/4	---
24042016	1-1/4	1	---
24042020	1-1/4	1-1/4	---
24042024	1-1/4	1-1/2	---
24042416	1-1/2	1	---
24042420	1-1/2	1-1/4	---
24042424	1-1/2	1-1/2	---
24042432	1-1/2	2	---
24043220	2	1-1/4	---
24043224	2	1-1/2	---
24043232	2	2	---

2404 **2021R** FTX **1202R** C5205 **816**

JIC FEMALE CONNECTOR

SAE 070103
MS 51503



PART #	JIC TUBE SIZE 1	FEMALE PIPE SIZE 2	LIST PRICE
240522	1/8	1/8	---
240532	3/16	1/8	---
240542	1/4	1/8	---
240544	1/4	1/4	---
240546	1/4	3/8	---
240562	3/8	1/8	
240564	3/8	1/4	---
240566	3/8	3/8	---
240568	3/8	1/2	
240584	1/2	1/4	---
240586	1/2	3/8	---
240588	1/2	1/2	---
2405812	1/2	3/4	---
2405106	5/8	3/8	---
2405108	5/8	1/2	---
2405128	3/4	1/2	---
24051212	3/4	3/4	---
24051216	3/4	1	---
24051612	1	3/4	---
24051616	1	1	---
24051620	1	1-1/4	
24052020	1-1/4	1-1/4	---
24052024	1-1/4	1-1/2	---
24052424	1-1/2	1-1/2	---
24053232	2	2	

2405 **2022R** GTX **1230R** C5255

WARNING: This product can expose you to chemicals, including Cobalt, which are known to the State of California to cause cancer. For more information, visit www.P65Warnings.ca.gov

JIC FLARE
HYDRAULIC ADAPTERS

JIC REDUCER/ EXPANDER

SAE 070123



PART #	FEMALE JIC TUBE SIZE 1	MALE JIC TUBE SIZE 2	LIST PRICE
240664	3/8	1/4	---
240666	3/8	3/8	---
240668	3/8	1/2	---
240684	1/2	1/4	---
240686	1/2	3/8	---
2406810	1/2	5/8	---
2406812	1/2	3/4	---
2406104	5/8	1/4	---
2406106	5/8	3/8	---
2406108	5/8	1/2	---
2406124	3/4	1/4	---
2406126	3/4	3/8	---
2406128	3/4	1/2	---
24061210	3/4	5/8	---
24061216	3/4	1	---
2406164	1	1/4	---
2406166	1	3/8	---
2406168	1	1/2	---
24061612	1	3/4	---
24061620	1	1-1/4	---
2406208	1-1/4	1/2	---
24062012	1-1/4	3/4	---
24062016	1-1/4	1	---
24062416	1-1/2	1	---
24062420	1-1/2	1-1/4	---
24063224	2	1-1/2	---

2406 **C5015** 2215 **TRTX** 1246

PLUG

SAE 070109
MS 51518



PART #	TUBE O.D.	LIST PRICE
24082	1/8	---
24083	3/16	---
24084	1/4	---
24085	5/16	---
24086	3/8	---
24088	1/2	---
240810	5/8	---
240812	3/4	---
240814	7/8	---
240816	1	---
240820	1-1/4	---
240824	1-1/2	---
240832	2	---

2408 **430549** PNTX **1254** C5229

STEEL 37° JIC FLARE SHAPES

JIC UNION ELBOW

SAE 070201
MS 51505



PART #	JIC TUBE SIZE 1	JIC TUBE SIZE 2	LIST PRICE
250022	1/8	1/8	---
250044	1/4	1/4	---
250055	5/16	5/16	---
250064	3/8	1/4	---
250066	3/8	3/8	---
250088	1/2	1/2	---
250086	1/2	3/8	---
2500108	5/8	1/2	---
25001010	5/8	5/8	---
2500128	3/4	1/2	---
25001212	3/4	3/4	---
25001612	1	3/4	---
25001616	1	1	---
25002020	1-1/4	1-1/4	---
25002424	1-1/2	1-1/2	---
25003232	2	2	---

2500 **2039** 1234 **C5505** 821

TUBE O.D.	THREAD SIZE
1/8	5/16-24
3/16	3/8-24
1/4	7/16-20
5/16	1/2-20
3/8	9/16-18
1/2	3/4-16
5/8	7/8-14
3/4	1-1/16-12
7/8	1-3/16-12
1	1-5/16-12
1-1/4	1-5/8-12
1-1/2	1-7/8-12
2	2-1/2-12

WARNING: This product can expose you to chemicals, including Cobalt, which are known to the State of California to cause cancer.
For more information, visit www.P65Warnings.ca.gov

JIC MALE ELBOW



SAE 070202
MS 51504

PART #	JIC TUBE SIZE 1	MALE PIPE SIZE 2	LIST PRICE
250122	1/8	1/8	---
250132	3/16	1/8	---
250142	1/4	1/8	---
250144	1/4	1/4	---
250146	1/4	3/8	---
250148	1/4	1/2	---
250162	3/8	1/8	---
250164	3/8	1/4	---
250166	3/8	3/8	---
250168	3/8	1/2	---
2501612	3/8	3/4	---
250184	1/2	1/4	---
250186	1/2	3/8	---
250188	1/2	1/2	---
2501812	1/2	3/4	---
2501816	1/2	1	---
2501106	5/8	3/8	---
2501108	5/8	1/2	---
25011012	5/8	3/4	---
2501126	3/4	3/8	---
2501128	3/4	1/2	---
25011212	3/4	3/4	---
25011216	3/4	1	---
25011612	1	3/4	---
25011616	1	1	---
25011620	1	1-1/4	---
25012016	1-1/4	1	---
25012020	1-1/4	1-1/4	---
25012024	1-1/4	1-1/2	---
25012416	1-1/2	1	---
25012420	1-1/2	1-1/4	---
25012424	1-1/2	1-1/2	---
25012432	1-1/2	2	---
25013232	2	2	---

1208R **C5405** 2501 **2024R** CTX **822**

JIC FEMALE ELBOW



SAE 070203
MS 51506

PART #	JIC TUBE SIZE 1	FEMALE PIPE SIZE 2	LIST PRICE
250242	1/4	1/8	---
250244	1/4	1/4	---
250246	1/4	3/8	---
250262	3/8	1/8	---
250264	3/8	1/4	---
250266	3/8	3/8	---
250268	3/8	1/2	---
250284	1/2	1/4	---
250286	1/2	3/8	---
250288	1/2	1/2	---
2502128	3/4	1/2	---
25021212	3/4	3/4	---
25021612	1	3/4	---
25021616	1	1	---
25022020	1-1/4	1-1/4	---
25022424	1-1/2	1-1/2	---

2502 **2025R** DTX **1240R** C5455

SHAPES JIC FLARE

HYDRAULIC ADAPTERS

JIC MALE 45° ELBOW



SAE 070302
MS 51508

PART #	JIC TUBE SIZE 1	MALE PIPE SIZE 2	LIST PRICE
250322	1/8	1/8	---
250342	1/4	1/8	---
250344	1/4	1/4	---
250346	1/4	3/8	---
250352	5/16	1/8	
250362	3/8	1/8	---
250364	3/8	1/4	---
250366	3/8	3/8	---
250368	3/8	1/2	---
250384	1/2	1/4	---
250386	1/2	3/8	---
250388	1/2	1/2	---
2503106	5/8	3/8	---
2503108	5/8	1/2	---
25031012	5/8	3/4	---
25031212	3/4	3/4	---
25031216	3/4	1	---
25031616	1	1	---
25031620	1	1-1/4	---
25032016	1-1/4	1	---
25032020	1-1/4	1-1/4	---
25032424	1-1/2	1-1/2	---
25033232	2	2	---

2503 **2023R** VTX **1206R** C5355 **823**

JIC UNION 45° ELBOW



PART #	JIC THREAD SIZE 1	MALE PIPE SIZE 2	LIST PRICE
25044	1/4	1/4	---
25046	3/8	3/8	---
25048	1/2	1/2	---

JIC MALE BRANCH TEE



PART #	JIC TUBE SIZE 1&2	PIPE TUBE SIZE 3	LIST PRICE
260132	1/8	1/8	---
260142	1/4	1/8	---
260144	1/4	1/4	---
260166	3/8	3/8	---
260186	1/2	3/8	---
260188	1/2	1/2	---
26011212	3/4	3/4	---

2601 **2030R** STX **1221R** C5605

JIC FEMALE BRANCH TEE



SAE 070427
MS 51513

PART #	JIC THREAD SIZE 1 & 2	FEMALE PIPE SIZE 3	LIST PRICE
260244	1/4	1/4	---
260266	3/8	3/8	---
260288	1/2	1/2	---

2602 **2031R** OTX **1228R** C6566

JIC UNION TEE



SAE 070401
MS 51510

PART #	JIC TUBE SIZE 1 & 2	JIC TUBE SIZE 3	LIST PRICE
260322	1/8	1/8	---
260333	3/16	3/16	---
260344	1/4	1/4	---
260366	3/8	3/8	---
260388	1/2	1/2	---
26031010	5/8	5/8	---
26031212	3/4	3/4	---
26031616	1	1	---

2603 **2033** JTX **1220** C5705

LOCK NUT



SAE 070118
MS 51860

*** Lock Nut no longer included on fittings**

PART #	TUBE SIZE	LIST PRICE
03062	1/8	---
03064	1/4	---
03065	5/16	---
03066	3/8	---
03068	1/2	---
030610	5/8	---
030612	3/4	---
030614	7/8	---
030616	1	---
030620	1-1/4	---

1306 **894** 210212 **WLN** 1332 **C5624**

JIC BULKHEAD UNION



SAE 070601
MS 51520

PART #	JIC TUBE SIZE 1	JIC TUBE SIZE 2	LIST PRICE
270022	1/8	1/8	---
270044	1/4	1/4	---
270055	5/16	5/16	---
270066	3/8	3/8	---
27008	1/2	1/2	---
270010	5/8	5/8	---
270012	3/4	3/4	---
270014	7/8	7/8	---
270016	1	1	---
270024	1-1/2	1-1/2	---
270032	2	2	---

2700 **2041R** WTX **1260** C5325

JIC BULKHEAD UNION ELBOW



SAE 070701
MS 51507

PART #	JIC TUBE SIZE 1	JIC BULKHEAD TUBE 2	LIST PRICE
27014	1/4	1/4	---
27015	5/16	5/16	---
27016	3/8	3/8	---
27018	1/2	1/2	---
270110	5/8	5/8	---
270112	3/4	3/4	---
270116	1	1	---
270120	1-1/4	1-1/4	---
270124	1-1/2	1-1/2	---

2701 **2043R** WETX **1262** C5525

JIC BULKHEAD UNION 45° ELBOW



SAE 070801
MS 51509

PART #	JIC TUBE SIZE 1	JIC TUBE SIZE 2	LIST PRICE
27024	1/4	1/4	---
27026	3/8	3/8	---
27028	1/2	1/2	---
270210	5/8	5/8	---
270212	3/4	3/4	---
270216	1	1	---
270220	1-1/4	1-1/4	---

2702 **2042** WNTX **1261** C5375

WARNING: This product can expose you to chemicals, including Cobalt, which are known to the State of California to cause cancer. For more information, visit www.P65Warnings.ca.govv

JIC BULKHEAD BRANCH TEE



SAE 070959
MS 51515

PART #	JIC TUBE SIZE 1&2	JIC TUBE SIZE 3	LIST PRICE
27034	1/4	1/4	---
27036	3/8	3/8	---
27038	1/2	1/2	---
270310	5/8	5/8	---
270312	3/4	3/4	---
270316	1	1	---

2703 **203002** WJT 1283 **C5725**

JIC BULKHEAD RUN TEE



SAE 070958
MS 51516

PART #	JIC TUBE SIZE 1&3	JIC TUBE SIZE 2	LIST PRICE
27044	1/4	1/4	---
27046	3/8	3/8	---
27048	1/2	1/2	---
270410	5/8	5/8	---
270412	3/4	3/4	---
270416	1	1	---

2704 **203008** WJJT **1284** C5726

JIC TO FEMALE PIPE BULKHEAD



PART #	JIC TUBE SIZE 1	FEMALE PIPE SIZE 2	LIST PRICE
270544	1/4	1/4	---
270566	3/8	3/8	---
270568	3/8	1/2	---
270588	1/2	1/2	---
27051212	3/4	3/4	---
27051616	3/4	1	---
27052020	1-1/4	1-1/4	---

2705 **2239** WGTX **C5275**

JIC TO MALE PIPE BULKHEAD



PART #	JIC TUBE SIZE 1	PIPE SIZE 2	LIST PRICE
270644	1/4	1/4	---
270666	3/8	3/8	---
270688	1/2	1/2	---
27061212	3/4	3/4	---
27061616	1	1	---
27062020	1-1/4	1-1/4	---
27062424	1-1/2	1-1/2	---

2706 **2240**

WARNING: This product can expose you to chemicals, including Cobalt, which are known to the State of California to cause cancer.
For more information, visit www.P65Warnings.ca.gov

STEEL PIPE FITTINGS
HYDRAULIC ADAPTERS

PIPE COUPLING

1  2

SAE 140138

PART #	FEMALE PIPE 1	FEMALE PIPE 2	LIST PRICE
50002	1/8	1/8	---
500042	1/4	1/8	---
50004	1/4	1/4	---
500064	3/8	1/4	---
500066	3/8	3/8	---
500084	1/2	1/4	---
500086	1/2	3/8	---
50008	1/2	1/2	---
5000126	3/4	3/8	---
5000128	3/4	1/2	---
50001212	3/4	3/4	---
5000168	1	1/2	---
50001612	1	3/4	---
500016	1	1	---
50002016	1-1/4	1	---
50002020	1-1/4	1-1/4	---
500024	1-1/2	1-1/2	---
500032	2	2	---

910 5000 **2096** GG **1273** C3309

HEX PIPE NIPPLES

1  2

SAE 140137

PART #	MALE PIPE 1	MALE PIPE 2	LIST PRICE
54042	1/8	1/8	---
540442	1/4	1/8	---
54044	1/4	1/4	---
540462	3/8	1/8	---
540464	3/8	1/4	---
54046	3/8	3/8	---
540484	1/2	1/4	---
540486	1/2	3/8	---
54048	1/2	1/2	---
5404126	3/4	3/8	---
5404128	3/4	1/2	---
540412	3/4	3/4	---
5404166	1	3/8	---
5404168	1	1/2	---
54041612	1	3/4	---
540416	1	1	---
54042012	1-1/4	3/4	---
54042016	1-1/4	1	---
540420	1-1/4	1-1/4	---
54042412	1-1/2	3/4	---
54042416	1-1/2	1	---
54042420	1-1/2	1-1/4	---
540424	1-1/2	1-1/2	---
54043224	2	1-1/2	---
540432	2	2	---

5404 **2083** FF **1252** C3069 **911**

EXPANDING PIPE ADAPTER

1  2

SAE 140139

PART #	MALE PIPE 1	FEMALE PIPE 2	LIST PRICE
540522	1/8	1/8	---
540524	1/8	1/4	---
540542	1/4	1/8	---
540544	1/4	1/4	---
540546	1/4	3/8	---
540548	1/4	1/2	---
540564	3/8	1/4	---
540566	3/8	3/8	---
540568	3/8	1/2	---
5405612	3/8	3/4	---
540588	1/2	1/2	---
5405812	1/2	3/4	---
5405816	1/2	1	---
5405128	3/4	1/2	---
54051212	3/4	3/4	---
54051216	3/4	1	---
54051220	3/4	1-1/4	---
54051616	1	1	---
54051620	1	1-1/4	---
54051624	1	1-1/2	
54052020	1-1/4	1-1/4	---
54052024	1-1/4	1-1/2	---
54052424	1-1/2	1-1/2	---

920 **5405** 2040 **FG-(R)** 1274 **C3209(R)**

WARNING: This product can expose you to chemicals, including Cobalt, which are known to the State of California to cause cancer. For more information, visit www.P65Warnings.ca.gov

STEEL PIPE FITTINGS
HYDRAULIC ADAPTERS

HEX REDUCER BUSHING



SAEF1
140140

PART #	MALE PIPE	FEMALE PIPE	LIST PRICE
540642	1/4	1/8	---
540662	3/8	1/8	---
540664	3/8	1/4	---
540682	1/2	1/8	---
540684	1/2	1/4	---
540686	1/2	3/8	---
5406122	3/4	1/8	---
5406124	3/4	1/4	---
5406126	3/4	3/8	---
5406128	3/4	1/2	---
5406164	1	1/4	---
5406166	1	3/8	---
5406168	1	1/2	---
54061612	1	3/4	---
5406204	1-1/4	1/4	---
5406206	1-1/4	3/8	---
5406208	1-1/4	1/2	---
54062012	1-1/4	3/4	---
54062016	1-1/4	1	---
5406248	1-1/2	1/2	---
54062412	1-1/2	3/4	---
54062416	1-1/2	1	---
54062420	1-1/2	1-1/4	---
5406328	2	1/2	---
54063212	2	3/4	---
54063216	2	1	---
54063220	2	1-1/4	---
54063224	2	1-1/2	---

HEX HEAD PLUG



SAE 130109E

PART #	MALE PIPE	LIST PRICE
5406P2	1/8	---
5406P4	1/4	---
5406P6	3/8	---
5406P8	1/2	---
5406P12	3/4	---
5406P16	1	---
5406P20	1-1/4	---
5406P24	1-1/2	---
5406P32	2	---

933 **5406P** 2082 **HP** 1251 **C3159**

HOLLOW HEX PLUG



SAE 130109

PART #	MALE PIPE	LIST PRICE
5406HHP2	1/8	---
5406HHP4	1/4	---
5406HHP6	3/8	---
5406HHP8	1/2	---
5406HHP12	3/4	---
5406HHP16	1	---
5406HHP20	1-1/4	---
5406HHP24	1-1/2	---
5406HHP32	2	---

C3169 **2222**

FLUSH HOLLOW HEX PLUG W/ 7/8 TAPER



PART #	MALE PIPE	LIST PRICE
5406FLP2	1/8	---
5406FLP4	1/4	---
5406FLP6	3/8	---
5406FLP8	1/2	---
5406FLP12	3/4	---

SQUARE HEAD PLUG



SAE 130109A

PART #	MALE PIPE	LIST PRICE
5406SHP2	1/8	---
5406SHP4	1/4	---
5406SHP6	3/8	---
5406SHP8	1/2	---
5406SHP12	3/4	---
5406SHP16	1	---
5406SHP20	1-1/4	---
5406SHP24	1-1/2	---
5406SHP32	2	---

C3179

PIPE CAP



PART #	FEMALE PIPE	LIST PRICE
5406C2	1/8	---
5406C4	1/4	---
5406C6	3/8	---
5406C8	1/2	---
5406C12	3/4	---
5406C16	1	---

HPC

MALE ELBOW



SAE 140237

PART #	MALE PIPE 1	MALE PIPE 2	LIST PRICE
55002	1/8	1/8	---
550042	1/4	1/8	---
55004	1/4	1/4	---
550064	3/8	1/4	---
55006	3/8	3/8	---
550084	1/2	1/4	---
550086	1/2	3/8	---
55008	1/2	1/2	---
5500128	3/4	1/2	---
55001212	3/4	3/4	---
55001612	1	3/4	---
550016	1	1	---
55001612	1	3/4	---
55002016	1-1/4	1	---
55002020	1-1/4	1-1/4	---
550024	1-1/2	1-1/2	---
550032	2	2	---

919 **5500** 2085 **CR** 1275 **C3529**

45° MALE ELBOW



PART #	MALE PIPE 1	MALE PIPE 2	LIST PRICE
550122	1/8	1/8	---
550144	1/4	1/4	---
550166	3/8	3/8	---
55018	1/2	1/2	---
55011212	3/4	3/4	---
55011616	1	1	---

5501 **2247**

90° STREET ELBOW



SAE 140239

PART #	MALE PIPE 1	FEMALE PIPE 2	LIST PRICE
55022	1/8	1/8	---
55024	1/4	1/4	---
550242	1/4	1/8	---
550246	1/4	3/8	---
5502488	1/4	1/2	---
550264	3/8	1/4	---
55026	3/8	3/8	---
550268	3/8	1/2	---
550284	1/2	1/4	---
550286	1/2	3/8	---
550288	1/2	1/2	---
5502812	1/2	3/4	---
5502128	3/4	1/2	---
550212	3/4	3/4	---
55021216	3/4	1	---
55021612	1	3/4	---
55021616	1	1	---
55021620	1	1-1/4	---
550220	1-1/4	1-1/4	---
550224	1-1/2	1-1/2	---
550232	2	2	---

5502 **2089** CD **1234R** C3409 **914**

45° STREET ELBOW



SAE 140339

PART #	MALE PIPE 1	FEMALE PIPE 2	LIST PRICE
55032	1/8	1/8	---
55034	1/4	1/4	---
55036	3/8	3/8	---
55038	1/2	1/2	---
55031212	3/4	3/4	---
550316	1	1	---
550320	1-1/4	1-1/4	---
550324	1-1/2	1-1/2	---
550332	2	2	---

5503 **CD45** 1244

WARNING: This product can expose you to chemicals, including Cobalt, which are known to the State of California to cause cancer. For more information, visit www.P65Warnings.ca.gov

STEEL PIPE FITTINGS
HYDRAULIC ADAPTERS

FEMALE ELBOW



SAE 140238

PART #	FEMALE PIPE 1	FEMALE PIPE 2	LIST PRICE
55042	1/8	1/8	---
550442	1/4	1/8	---
55044	1/4	1/4	---
55046	3/8	3/8	---
550464	3/8	1/4	
550484	1/2	1/4	---
550486	1/2	3/8	---
55048	1/2	1/2	---
5504128	3/4	1/2	---
550412	3/4	3/4	---
55041612	1	3/4	---
550416	1	1	---
550420	1-1/4	1-1/4	---
550424	1-1/2	1-1/2	---

5504 **2087** DD **1245** C3509 **916**

45° FEMALE ELBOW



SAE 140338

PART #	FEMALE PIPE 1	FEMALE PIPE 2	LIST PRICE
55052	1/8	1/8	---
55054	1/4	1/4	---
55056	3/8	3/8	---
55058	1/2	1/2	---
550512	3/4	3/4	---
550516	1	1	---
550520	1-1/4	1-1/4	---

5505 **DD45** 1241 **C3559**

MALE PIPE TEE



SAE 140437

PART #	MALE PIPE 1 & 2	MALE PIPE 3	LIST PRICE
560022	1/8	1/8	---
560044	1/4	1/4	---
560066	3/8	3/8	---
560088	1/2	1/2	---
560012	3/4	3/4	---
560016	1	1	---
560020	1-1/4	1-1/4	---

5600 **2257** RRS

FEMALE BRANCH PIPE TEE



SAE 140427

PART #	MALE PIPE 1 & 2	FEMALE PIPE 3	LIST PRICE
560122	1/8	1/8	---
560144	1/4	1/4	---
560166	3/8	3/8	---
560112	3/4	3/4	---
560116	1	1	---

901 **5601** 2256

STREET PIPE TEE



SAE 140424

PART #	MALE PIPE 1	FEMALE PIPE 2 & 3	LIST PRICE
560222	1/8	1/8	---
560244	1/4	1/4	---
560266	3/8	3/8	---
560288	1/2	1/2	---
560212	3/4	3/4	---
560216	1	1	---

902 **5602** 2092 **MRO** 1276 **C3759**

WARNING: This product can expose you to chemicals, including Cobalt, which are known to the State of California to cause cancer. For more information, visit www.P65Warnings.ca.gov

FEMALE RUN PIPE TEE



SAE 1404276

PART #	MALE PIPE 1 & 3	FEMALE PIPE 2	LIST PRICE
560322	1/8	1/8	---
560344	1/4	1/4	---
560366	3/8	3/8	---
560388	1/2	1/2	---
560312	3/4	3/4	---
560316	1	1	---

5603 **2093** MMO **1277**

FEMALE PIPE TEE



SAE 140438

PART #	FEMALE PIPE	LIST PRICE
560522	1/8	---
560544	1/4	---
560566	3/8	---
56058	1/2	---
560512	3/4	---
560516	1	---
560520	1-1/4	---

917 **5605** 2090 **1225** C3709

MALE BRANCH PIPE TEE



PART #	FEMALE PIPE 1 & 2	MALE PIPE 3	LIST PRICE
560422	1/8	1/8	---
560444	1/4	1/4	---
560466	3/8	3/8	---
560488	1/2	1/2	---
560412	3/4	3/4	---
560416	1	1	---

904 **5604** 2091 **MMS** 1278 **C3609**

CROSS



PART #	FEMALE PIPE SIZE	LIST PRICE
56526	3/8	---
56528	1/2	---

WARNING: This product can expose you to chemicals, including Cobalt, which are known to the State of California to cause cancer. For more information, visit www.P65Warnings.ca.gov

STEEL O-RING ADAPTERS

HYDRAULIC ADAPTERS

JIC TO O-RING CONNECTOR



SAE 070120
MS 51525

PART #	JIC TUBE SIZE 1	O-RING TUBE 2	LIST PRICE
64002	1/8	1/8	---
64003	3/16	3/16	---
640042	1/4	1/8	---
64004	1/4	1/4	---
640046	1/4	3/8	---
640048	1/4	1/2	---
640054	5/16	1/4	---
64005	5/16	5/16	---
640056	5/16	3/8	---
640064	3/8	1/4	---
640065	3/8	5/16	---
64006	3/8	3/8	---
640068	3/8	1/2	---
6400610	3/8	5/8	---
6400612	3/8	3/4	---
6400616	3/8	1	---
640084	1/2	1/4	---
640086	1/2	3/8	---
64008	1/2	1/2	---
6400810	1/2	5/8	---
6400812	1/2	3/4	---
6400816	1/2	1	---
6400106	5/8	3/8	---
6400108	5/8	1/2	---
640010	5/8	5/8	---
64001012	5/8	3/4	---
64001016	5/8	1	---
6400126	3/4	3/8	---
6400128	3/4	1/2	---
64001210	3/4	5/8	---
640012	3/4	3/4	---
64001214	3/4	7/8	---
64001216	3/4	1	---
6400168	1	1/2	---
64001610	1	5/8	---
64001612	1	3/4	---
64001614	1	7/8	---
640016	1	1	---
64001620	1	1/1-4	---
64001624	1	1-1/2	---
64002012	1-1/4	3/4	---
64002016	1-1/4	1	---
640020	1-1/4	1-1/4	---
64002024	1-1/2	1-1/2	---
64002420	1-1/2	1-1/4	---
640024	1-1/2	1-1/2	---
64002432	1-1/2	2	---
64003224	2	1-1/2	---
640032	2	2	---

6400 **202702R** F50X **1231** C5315

O-RING TO PIPE ADAPTER



PART #	O-RING TUBE 1	MALE PIPE THREAD 2	LIST PRICE
640142	1/4	1/8	---
640144	1/4	1/4	---
640164	3/8	1/4	---
640166	3/8	3/8	---
640168	3/8	1/2	---
640184	1/2	1/4	---
640186	1/2	3/8	---
640188	1/2	1/2	---
6401812	1/2	3/4	---
6401106	5/8	3/8	---
6401108	5/8	1/2	---
6401126	3/4	3/8	---
6401128	3/4	1/2	---
64011212	3/4	3/4	---
64011612	1	3/4	---
64011616	1	1	---
64012016	1-1/4	1	---
64012020	1-1/4	1-1/4	---
64012424	1-1/2	1-1/2	---
64013232	2	2	---

6401 **F5X** 1264R **C3249**

0-RING TO 37° JIC - SWIVEL ADAPTER



PART #	O-RING TUBE 1	JIC TUBE SIZE 2	LIST PRICE
6402O44	1/4	1/4	---
6402O46	1/4	3/8	
6402O66	3/8	3/8	---
6402O68	3/8	1/2	---
6402O86	1/2	3/8	---
6402O88	1/2	1/2	---
6402O810	1/2	5/8	
6402O108	5/8	1/2	
6402O1010	5/8	5/8	---
6402O1212	3/4	3/4	---
6402O1616	1	1	
6402O2020	1-1/4	1-1/4	

6402 **2266** F65X **1213** 9316

WARNING: This product can expose you to chemicals, including Cobalt, which are known to the State of California to cause cancer. For more information, visit www.P65Warnings.ca.gov

STEEL O-RING ADAPTERS
HYDRAULIC ADAPTERS

O-RING HEX NIPPLE UNION



PART #	O-RING TUBE 1	O-RING TUBE 2	LIST PRICE
6403O4	1/4	1/4	---
6403O6	3//8	3//8	---
6403O8	1/2	1/2	---
6403O12	3/4	3/4	---
6403O16	1	1	---

FEMALE O-RING TO MALE PIPE ADAPTER



PART #	O-RING TUBE 1	MALE PIPE THREAD 2	LIST PRICE
640442	1/4	1/8	---
640444	1/4	1/4	---
640464	3/8	1/4	---
640466	3/8	3/8	---
640468	3/8	1/2	---
640486	1/2	3/8	---
640488	1/2	1/2	---
6404108	5/8	1/2	---
64041212	3/4	3/4	---
64041616	1	1	---
64042020	1-1/4	1-1/4	---

6404 **2246R** 1267R **C3239** FHG5

TUBE O.D.	THREAD SIZE
1/8	5/16-24
3/16	3/8-24
1/4	7/16-20
5/16	1/2-20
3/8	9/16-18
1/2	3/4-16
5/8	7/8-14
3/4	1-1/16-12
7/8	1-3/16-12
1	1-5/16-12
1-1/4	1-5/8-12
1-1/2	1-7/8-12
2	2-1/2-12

O-RING TO FEMALE PIPE ADAPTER



PART #	O-RING TUBE 1	FEMALE PIPE THREAD 2	LIST PRICE
6405O22	1/8	1/8	---
6405O32	3/16	1/8	---
6405O34	3/16	1/4	---
6405O42	1/4	1/8	---
6405O44	1/4	1/4	---
6405O46	1/4	3/8	---
6405O52	5/16	1/8	---
6405O54	5/16	1/4	---
6405O62	3/8	1/8	---
6405O64	3/8	1/4	---
6405O66	3/8	3/8	---
6405O68	3/8	1/2	---
6405O84	1/2	1/4	---
6405O86	1/2	3/8	---
6405O88	1/2	1/2	---
6405O812	1/2	3/4	---
6405O104	5/8	1/4	---
6405O106	5/8	3/8	---
6405O108	5/8	1/2	---
6405O1012	5/8	3/4	---
6405O126	3/4	3/8	---
6405O128	3/4	1/2	---
6405O1212	3/4	3/4	---
6405O1216	3/4	1	---
6405O168	1	1/2	---
6405O1612	1	3/4	---
6405O1616	1	1	---
6405O1620	1	1-1/4	---
6405O2012	1-1/4	3/4	---
6405O2016	1-1/4	1	---
6405O2020	1-1/4	1-1/4	---
6405O2416	1-1/2	1	---
6405O2420	1-1/2	1-1/4	---
6405O2424	1-1/2	1-1/2	---
6405O3224	2	1-1/2	---
6405O3232	2	2	---

6405 **2216R** F50G **1268R** C3269

STEEL O-RING ADAPTERS
HYDRAULIC ADAPTERS

O-RING HEX HEAD PLUG



SAE 090109A
Not all sizes are solid

PART #	O-RING THREAD	LIST PRICE
6408O2	1/8	---
6408O3	3/16	---
6408O4	1/4	---
6408O5	5/16	---
6408O6	3/8	---
6408O8	1/2	---
6408O10	5/8	---
6408O12	3/4	---
6408O14	7/8	---
6408O16	1	---
6408O20	1/1-4	---
6408O24	1-1/2	---
6408O32	2	---

6408 **900598** P50N **1265** 7237

O-RING HOLLOW - HEX HEAD PLUG



SAE 090109B

PART #	O-RING TUBE	LIST PRICE
6408HO2	1/8	---
6408HO3	3/16	---
6408HO4	1/4	---
6408HO5	5/16	---
6408HO6	3/8	---
6408HO8	1/2	---
6408HO10	5/8	---
6408HO12	3/4	---
6408HO14	7/8	---
6408HO16	1	---
6408HO20	1-1/4	---
6408HO24	1-1/2	---
6408HO32	2	---

6408HHP **FF2138** HP50N **1256** 7238 **6409**

O-RING PORT REDUCER/EXPANDER

1  2

PART #	O-RING TUBE 1	O-RING TUBE 2	LIST PRICE
6410O46	1/4	3/8	---
6410O64	3/8	1/4	---
6410O68	3/8	1/2	---
6410O84	1/2	1/4	---
6410O86	1/2	3/8	---
6410O88	1/2	1/2	---
6410O810	1/2	5/8	---
6410O812	1/2	3/4	---
6410O124	3/4	1/4	---
6410O126	3/4	3/8	---
6410O128	3/4	1/2	---
6410O1210	3/4	5/8	---
6410O1212	3/4	3/4	---
6410O1216	3/4	1	---
6410O166	1	3/8	---
6410O168	1	1/2	---
6410O1612	1	3/4	---
6410O2012	1-1/4	3/4	---
6410O2016	1-1/4	1	---
6410O2412	1-1/2	3/4	---
6410O2416	1-1/2	1	---
6410O2420	1-1/2	1-1/4	---
6410O3216	2	1	---
6410O3220	2	1-1/4	---
6410O3224	2	1-1/2	---

6410 **FF1010** F50G5 **1270** 7033

JIC SWIVELS
HYDRAULIC ADAPTERS

JIC SWIVEL NUT ELBOW



SAE 070221
MS 51521

PART #	JIC TUBE SIZE 1	JIC TUBE SIZE 2	LIST PRICE
65004	1/4	1/4	---
65006	3/8	3/8	---
650068	3/8	1/2	---
650086	1/2	3/8	---
65008	1/2	1/2	---
6500108	5/8	1/2	---
650010	5/8	5/8	---
650012	3/4	3/4	---
65001216	3/4	1	---
650016	1	1	---
650024	1-1/2	1-1/2	---
650032	2	2	---

6500 **2071R** C6X **1236** G5506

JIC SWIVEL TO MALE PIPE ELBOW



PART #	JIC TUBE SIZE 1	MALE PIPE THREAD 2	LIST PRICE
650142	1/4	1/8	---
650144	1/4	1/4	---
650164	3/8	1/4	---
650166	3/8	3/8	---
650168	3/8	1/2	---
650186	1/2	3/8	---
650188	1/2	1/2	---
6501108	5/8	1/2	---
65011212	3/4	3/4	---
65011616	1	1	---
65012020	1-1/4	1-1/4	---
65012424	1-1/2	1-1/2	---
65013232	2	2	---

6501 **2250** 1247R **TF5406**

JIC SWIVEL 45° ELBOW



SAE 070321
MS 51522

PART #	JIC TUBE SIZE 1	JIC TUBE SIZE 2	LIST PRICE
65024	1/4	1/4	---
65026	3/8	3/8	---
65028	1/2	1/2	---
650210	5/8	5/8	---
650212	3/4	3/4	---
650216	1	1	---

JIC SWIVEL TO FEMALE - PIPE ELBOW



PART #	JIC TUBE SIZE 1	FEMALE PIPE THREAD 2	LIST PRICE
650344	1/4	1/4	---
650364	3/8	1/4	---
650366	3/8	3/8	---
650386	1/2	3/8	---
650388	1/2	1/2	---
65031212	3/4	3/4	---

JIC SWIVEL CONNECTOR



PART #	JIC TUBE SIZE 1	JIC TUBE SIZE 2	LIST PRICE
650444	1/4	1/4	---
650464	3/8	1/4	---
650466	3/8	3/8	---
650486	1/2	3/8	---
650488	1/2	1/2	---
65041010	5/8	5/8	---
65041212	3/4	3/4	---
65041616	1	1	---
65042020	1-1/4	1-1/4	---

6504 **1205**

WARNING: This product can expose you to chemicals, including Cobalt, which are known to the State of California to cause cancer. For more information, visit www.P65Warnings.ca.gov

JIC SWIVEL TO MALE PIPE ADAPTER

1  2

PART #	JIC TUBE SIZE 1	MALE PIPE THREAD 2	LIST PRICE
650524	1/8	1/4	---
650542	1/4	1/8	---
650544	1/4	1/4	---
650546	1/4	3/8	---
650554	5/16	1/4	---
650556	5/16	3/8	---
650562	3/8	1/8	---
650564	3/8	1/4	---
650566	3/8	3/8	---
650586	1/2	3/8	---
650588	1/2	1/2	---
6505108	5/8	1/2	---
6505128	3/4	1/2	---
65051212	3/4	3/4	---
65051612	1	3/4	---
65051616	1	1	---
65052424	1-1/2	1-1/2	---
65063232	2	2	---

6505 **2018** F6X **1211** 9100R

JIC SWIVEL TO FEMALE PIPE ADAPTER

1  2

PART #	JIC TUBE SIZE 1	FEMALE PIPE THREAD 2	LIST PRICE
650642	1/4	1/8	---
650644	1/4	1/4	---
650664	3/8	1/4	---
650666	3/8	3/8	---
650668	3/8	1/2	---
650686	1/2	3/8	---
650688	1/2	1/2	---
6506106	5/8	3/8	---
6506108	5/8	1/2	---
65061012	5/8	3/4	
6506128	3/4	1/2	---
65061212	3/4	3/4	---
65061616	1	1	---
65062020	1-1/4	1-1/4	---
65062424	1-1/2	1-1/2	---
65063232	2	2	---

6506 **2242** 1215

TUBE O.D.	THREAD SIZE
1/8	5/16-24
3/16	3/8-24
1/4	7/16-20
5/16	1/2-20
3/8	9/16-18
1/2	3/4-16
5/8	7/8-14
3/4	1-1/16-12
7/8	1-3/16-12
1	1-5/16-12
1-1/4	1-5/8-12
1-1/2	1-7/8-12
2	2-1/2-12

WARNING: This product can expose you to chemicals, including Cobalt, which are known to the State of California to cause cancer. For more information, visit www.P65Warnings.ca.gov

STEEL O-RING ADAPTERS
HYDRAULIC ADAPTERS

JIC SWIVEL BRANCH TEE



SAE 070433
MS 51524

PART #	JIC TUBE SIZE 1 & 2	JIC FEMALE TUBE 3	LIST PRICE
660044	1/4	1/4	---
660066	3/8	3/8	---
660088	1/2	1/2	---
660010	5/8	5/8	---
660012	3/4	3/4	---
660016	1	1	---
660020	1-1/4	1-1/4	---

6600 **203101R** 55X **1227** C5707

JIC SWIVEL RUN TEE



SAE 070432
MS 51523

PART #	JIC TUBE SIZE 1 & 3	JIC FEMALE TUBE 2	LIST PRICE
66024	1/4	1/4	---
66025	5/16	5/16	---
66026	3/8	3/8	---
66028	1/2	1/2	---
660210	5/8	5/8	---
660212	3/4	3/4	---
660216	1	1	---
660224	1-1/4	1-1/4	---

6602 **203102R** R6X **1248** C5706

JIC TO O-RING RUN TEE



SAE 070428
MS 51530

PART #	JIC TUBE SIZE 1 & 3	O-RING TUBE SIZE 2	LIST PRICE
6804NWO4	1/4	1/4	---
6804NWO42	1/4	1/8	---
6804NWO6	3/8	3/8	---
6804NWO8	1/2	1/2	---
6804NWO10	5/8	5/8	---
6804NWO12	3/4	3/4	---
6804NWO16	1	1	---

6804 **203005R** R50X **1266R** C5716

JIC TO O-RING ELBOW CONNECTOR



SAE 070220
MS 51527

PART #	JIC TUBE SIZE 1	O-RING TUBE SIZE 2	LIST PRICE
6801NWO4	1/4	1/4	---
6801NWO46	1/4	3/8	---
6801NWO48	1/4	1/2	---
6801NWO54	5/16	1/4	---
6801NWO64	3/8	1/4	---
6801NWO6	3/8	3/8	---
6801NW068	3/8	1/2	---
6801NWO610	3/8	5/8	---
6801NWO612	3/8	3/4	---
6801NWO84	1/2	1/4	---
6801NWO86	1/2	3/8	---
6801NWO8	1/2	1/2	---
6801NWO810	1/2	5/8	---
6801NWO812	1/2	3/4	---
6801NWO816	1/2	1	---
6801NWO106	5/8	3/8	---
6801NWO108	5/8	1/2	---
6801NWO10	5/8	5/8	---
6801NWO1016	5/8	1	---
6801NWO128	3/4	1/2	---
6801NWO1210	3/4	5/8	---
6801NWO12	3/4	3/4	---
6801NWO1216	3/4	1	---
6801NWO1612	1	3/4	---
6801NWO1614	1	7/8	---
6801NWO16	1	1	---
6801NWO1620	1	1-1/4	---
6801NWO1624	1	1-1/2	---
6801NWO2012	1-1/4	3/4	---
6801NWO2016	1-1/4	1	---
6801NWO20	1-1/4	1-1/4	---
6801NWO2024	1-1/4	1-1/2	---
6801NWO2420	1-1/2	1-1/4	---
6801NWO24	1-1/2	1-1/2	---
6801NWO32	2	2	---

6801 **2062R** C50X **1238L** C5515

WARNING: This product can expose you to chemicals, including Cobalt, which are known to the State of California to cause cancer. For more information, visit www.P65Warnings.ca.gov

STEEL O-RING ADAPTERS
HYDRAULIC ADAPTERS

JIC TO O-RING - BRANCH TEE



SAE 070429
MS 51529

PART #	JIC TUBE SIZE 1 & 2	O-RING TUBE SIZE 3	LIST PRICE
6803NWO2	1/8	1/8	---
6803NWO4	1/4	1/4	---
6803NWO6	3/8	3/8	---
6803NWO8	1/2	1/2	---
6803NWO10	5/8	5/8	---
6803NWO12	3/4	3/4	---
6803NWO16	1	1	---

6803 **203003X** S50X **1265R** C5715

JIC TO O-RING 45° ELBOW



SAE 070320
MS 51528

PART #	JIC TUBE SIZE 1	O-RING TUBE SIZE 2	LIST PRICE
6802NWO2	1/8	1/8	---
6802NWO4	1/4	1/4	---
6802NWO46	1/4	3/8	---
6802NWO6	3/8	3/8	---
6802NWO68	3/8	1/2	---
6802NWO8	1/2	1/2	---
6802NWO86	1/2	3/8	---
6802NWO810	1/2	5/8	---
6802NWO812	1/2	3/4	---
6802NWO10	5/8	5/8	---
6802NWO108	5/8	1/2	---
6802NWO1012	5/8	3/4	---
6802NWO12	3/4	3/4	---
6802NWO1216	3/4	1	---
6802NWO16	1	1	---
6802NWO1612	1	3/4	---
6802NWO1620	1	1-1/4	---
6802NWO20	1-1/4	1-1/4	---
6802NWO2016	1-1/4	1	---
6802NWO24	1-1/2	1-1/2	---
6802NWO32	2	2	---

6802 **2061** V50X **1240R** C5365

O-RING TO - FEMALE PIPE ELBOW



PART #	O-RING TUBE SIZE 1	PIPE TUBE SIZE 2	LIST PRICE
6805NWO42	1/4	1/8	---
6805NWO44	1/4	1/4	---
6805NWO64	3/8	1/4	---
6805NWO66	3/8	3/8	---
6805NWO86	1/2	3/8	---
6805NWO88	1/2	1/2	---
6805NWO108	5/8	1/2	---
6805NWO128	3/4	1/2	---
6805NWO1212	3/4	3/4	---
6805NWO1616	1	1	---
6805NWO2020	1-1/4	1-1/4	---
6805NWO2424	1-1/2	1-1/2	---

6805 **206801R** AE0G **1264** C3459

O-RING TO MALE PIPE ELBOW



PART #	O-RING TUBE SIZE 1	PIPE TUBE SIZE 2	LIST PRICE
6806NWO44	1/4	1/4	---
6806NWO66	3/8	3/8	---
6806NWO86	1/2	3/8	
6806NWO88	1/2	1/2	---
6806NWO1212	3/4	3/4	---
6806NWO1616	1	1	---

6806 **1263** TF3569

O-RING TO 37° JIC SWIVEL NUT TO O-RING ELBOW



PART #	O-RING TUBE SIZE 1	JIC TUBE SIZE 2	LIST PRICE
6809NWO44	1/4	1/4	---
6809NWO66	3/8	3/8	---
6809NWO88	1/2	1/2	---
6809NWO1212	3/4	3/4	---

WARNING: This product can expose you to chemicals, including Cobalt, which are known to the State of California to cause cancer. For more information, visit www.P65Warnings.ca.gov

STEEL O-RINGS
HYDRAULIC ADAPTERS

FEMALE O-RING TO MALE O-RING ELBOW



PART #	O-RING TUBE SIZE 1	O-RING TUBE SIZE 2	LIST PRICE
6815NWO44	1/4	1/4	---
6815NWO66	3/8	3/8	---
6815NWO88	1/2	1/2	---
6815NWO1010	5/8	5/8	---
6815NWO1212	3/4	3/4	---

MALE O-RING SWIVEL ADAPTER



SAE 140157

PART #	O-RING TUBE SIZE 1	FEMALE NPSM SIZE 2	LIST PRICE
6900O42	1/4	1/8	---
6900O44	1/4	1/4	---
6900O46	1/4	3/8	---
6900O64	3/8	1/4	---
6900O66	3/8	3/8	---
6900O68	3/8	1/2	---
6900O84	1/2	1/4	---
6900O86	1/2	3/8	---
6900O88	1/2	1/2	---
6900O812	1/2	3/4	---
6900O104	5/8	1/4	---
6900O106	5/8	3/8	----
6900O108	5/8	1/2	---
6900O1012	5/8	3/4	---
6900O126	3/4	3/8	---
6900O128	3/4	1/2	---
6900O1212	3/4	3/4	---
6900O1612	1	3/4	---
6900O1616	1	1	---

6900 **2066R** 1235 **9315**

90° O-RING SWIVEL ADAPTER



SAE 140257

PART #	O-RING TUBE SIZE 1	FEMALE NPSM SIZE 2	LIST PRICE
6901NWO42	1/4	1/8	---
6901NWO44	1/4	1/4	---
6901NWO64	3/8	1/4	---
6901NWO66	3/8	3/8	---
6901NWO68	3/8	1/2	---
6901NWO84	1/2	1/4	---
6901NWO86	1/2	3/8	---
6901NWO88	1/2	1/2	---
6901NWO812	1/2	3/4	---
6901NWO104	5/8	1/4	---
6901NWO106	5/8	3/8	---
6901NWO108	5/8	1/2	---
6901NWO126	3/4	3/8	---
6901NWO128	3/4	1/2	---
6901NWO1212	3/4	3/4	---
6901NWO1612	1	3/4	---
6901NWO1616	1	1	---
6901NWO2012	1-1/4	3/4	
6901NWO2016	1-1/4	1	---
6901NWO2020	1-1/4	1-1/4	---
6901NWO2424	1-1/2	1-1/2	---
6901NWO3232	2	2	---

6401 **2068R** 1271 **9515**

WARNING: This product can expose you to chemicals, including Cobalt, which are known to the State of California to cause cancer. For more information, visit www.P65Warnings.ca.gov

STEEL SAE O-RING
HYDRAULIC ADAPTERS

45° O-RING SWIVEL ADAPTER



SAE 140357

PART #	O-RING TUBE SIZE 1	FEMALE NPSM SIZE 2	LIST PRICE
6902NWO42	1/4	1/8	----
6902NWO44	1/4	1/4	---
6902NWO46	1/4	3/8	---
6902NWO64	3/8	1/4	---
6902NWO66	3/8	3/8	---
6902NWO68	3/8	1/2	---
6902NWO84	1/2	1/4	---
6902NWO86	1/2	3/8	---
6902NWO88	1/2	1/2	---
6902NWO108	5/8	1/2	---
6902NWO128	3/4	1/2	---
6902NWO1212	3/4	3/4	---
6902NWO1616	1	1	---

6902 **2067R** 1272 **9365**

O-RINGS

VITON 75 SAE BOSS O-RING



Fluorocarbon

PART #	O-RING TUBE	LIST PRICE
400122	1/8	---
400144	1/4	---
400166	3/8	---
400188	1/2	---
400110	5/8	---
400112	3/4	---
400116	1	---
400120	1-1/4	---
400124	1-1/2	---
400132	2-1/2-12	---

NITRILE 90 SAE BOSS O-RING



PART #	O-RING TUBE	LIST PRICE
400022	1/8	---
400133	3/16	---
400044	1/4	---
400155	5/16	---
400066	3/8	---
400088	1/2	---
400010	5/8	---
400012	3/4	---
400014	7/8	---
400016	1	---
400020	1-1/4	---
400024	1-1/2	---
400032	2	---

BRAZE TUBE NUT
(SLEEVE REQUIRED)



SAE 520110

PART #	TUBE O.D.	BRAZE TUBE O.D.	LIST PRICE
FSO3184	1/4	.25	---
FSO3186	3/8	.38	---
FSO3188	1/2	.50	---
FSO31810	5/8	.62	---
FSO31812	3/4	.72	---
FSO31816	1	1.00	---
FSO31820	1 1/4	1.25	---
FSO31824	1 1/2		---

FF318 **FF1311**

BRAZE TUBE SLEEVE



SAE 520115

PART #	TUBE O.D.	LIST PRICE
FSO3194	1/4	---
FSO3196	3/8	---
FSO3198	1/2	---
FSO31910	5/8	---
FSO31912	3/4	---
FSO31916	1	---
FSO31920	1-1/4	---
FSO31924	1-1/2	---

FF319 **FF3019**

WARNING: This product can expose you to chemicals, including Cobalt, which are known to the State of California to cause cancer. For more information, visit www.P65Warnings.ca.gov

O-RING FACE SEAL ADAPTERS

HYDRAULIC ADAPTERS

CAP



- Two Piece Nut/ Insert

SAE 520112

PART #	TUBE O.D.	FACE SEAL TUBE	LIST PRICE
FSO304C4	1/4	1/4	---
FSO304C6	3/8	3/8	---
FSO304C8	1/2	1/2	---
FSO304C10	5/8	5/8	---
FSO304C12	3/4	3/4	---
FSO304C16	1	1	---
FSO304C20	1-1/4	1-1/4	---
FSO304C24	1-1/2	1-1/2	---

FF304C

BULKHEAD LOCKNUT



SAE 520118

PART #	TUBE SIZE	LIST PRICE
FSO3064	1/4	---
FSO3066	3/8	---
FSO3068	1/2	---
FSO30610	5/8	---
FSO30612	3/4	---
FSO30616	1	---
FSO30620	1-1/4	---
FSO30624	1-1/2	---

MALE UNION CONNECTOR



SAE 520102

PART #	TUBE O.D.	FACE SEAL TUBE 1&2	LIST PRICE
FSO240344	1/4	1/4	---
FSO240366	3/8	3/8	---
FSO240388	1/2	1/2	---
FSO24031212	3/4	3/4	---
FSO24031616	1	1	---
FSO24032020	1-1/4	1-1/4	---
FSO24032424	1-1/2	1-1/2	---

FF2403 **FF1203**

MALE O-RING FACE SEAL ADAPTER



PART #	FACE SEAL TUBE 1	MALE PIPE SIZE 2	LIST PRICE
FSO240442	1/4	1/8	---
FSO240444	1/4	1/4	---
FSO240446	1/4	3/8	---
FSO240462	3/8	1/8	---
FSO240464	3/8	1/4	---
FSO240466	3/8	3/8	---
FSO240468	3/8	1/2	---
FSO240484	1/2	1/4	---
FSO240486	1/2	3/8	---
FSO240488	1/2	1/2	---
FSO2404108	5/8	1/2	---
FSO24041012	5/8	3/4	---
FSO2404128	3/4	1/2	---
FSO24041212	3/4	3/4	---
FSO24041216	3/4	1	---
FSO24041612	1	3/4	---
FSO24041616	1	1	---
FSO24041620	1	1-1/4	---
FSO24042016	1-1/4	1	---
FSO24042020	1-1/4	1-1/4	---
FSO24042424	1-1/2	1-1/2	---

FF2404 **4205** FLO

FEMALE ORFS TO MALE ORFS REDUCER



PART #	FEMALE FACE SEAL SIZE 1	MALE FACE SEAL TUBE 2	LIST PRICE
FSO240664	3/8	1/4	---
FSO240684	1/2	1/4	---
FSO240686	1/2	3/8	---
FSO2406106	5/8	3/8	---
FSO2406108	5/8	1/2	---
FSO2406126	3/4	3/8	---
FSO2406128	3/4	1/2	---
FSO2406168	1	1/2	---
FSO24061612	1	3/4	---
FSO24062012	1-1/4	3/4	---
FSO24062016	1-1/4	1	---
FSO24062420	1-1/2	1-1/4	---

FF2406 **TRLON**

WARNING: This product can expose you to chemicals, including Cobalt, which are known to the State of California to cause cancer. For more information, visit www.P65Warnings.ca.gov

O-RING FACE SEAL ADAPTERS

HYDRAULIC ADAPTERS

PLUG



SAE 520109

PART #	TUBE O.D.	LIST PRICE
FSO24084	1/4	---
FSO24086	3/8	---
FSO24088	1/2	---
FSO240810	5/8	---
FSO240812	3/4	---
FSO240816	1	---
FSO240820	1-1/4	---
FSO240824	1-1/2	---

FF2408 **FF1254** 4229 **PNLO**

MORFS UNION

1  2

PART #	JIC TUBE 1	JIC TUBE 2	LIST PRICE
FS240344	1/4	1/4	---
FS240364	3/8	1/4	---
FS240388	1/2	1/2	---

ORFS UNION ELBOW 90°

1  2

PART #	FACE SEAL TUBE 1	FACE SEAL TUBE 2	LIST PRICE
FS250044	1/4	1/4	---
FS250066	3/8	3/8	---
FS250088	1/2	1/2	---
FS25001010	5/8	5/8	---
FS25001212	3/4	3/4	---
FS25001616	1	1	---
FS25002020	1-1/4	1-1/4	---
FS25002424	1-1/2	1-1/2	---

FF2500 **4505** ELO

ORFS TO MALE ELBOW

1  2

SAE 520202

PART #	FACE SEAL TUBE 1	MALE PIPE TUBE 2	LIST PRICE
FS250142	1/4	1/8	---
FS250144	1/4	1/4	---
FS250164	3/8	1/4	---
FS250166	3/8	3/8	---
FS250186	1/2	3/8	---
FS250188	1/2	1/2	---
FS2501812	1/2	3/4	---
FS2501108	5/8	1/2	---
FS25011012	5/8	3/4	---
FS2501128	3/4	1/2	---
FS25011212	3/4	3/4	---
FS25011216	3/4	1	---
FS25011612	1	3/4	---
FS25011616	1	1	---
FS25012016	1-1/4	1	---
FS25012020	1-1/4	1-1/4	---
FS25012424	1-1/2	1-1/2	---

FF2501 **FF1208** 4405 **CLO**

ORFS TO PIPE ELBOW 45°

1  2

PART #	FACE SEAL TUBE 1	MALE PIPE TUBE 2	LIST PRICE
FS250342	1/4	1/8	---
FS250344	1/4	1/4	---
FS250364	3/8	1/4	---
FS250366	3/8	3/8	---
FS250386	1/2	3/8	---
FS250388	1/2	1/2	---
FS25031212	3/4	3/4	---
FS25031616	1	1	---

FF2503 **4355** VLO

WARNING: This product can expose you to chemicals, including Cobalt, which are known to the State of California to cause cancer. For more information, visit www.P65Warnings.ca.gov

O-RING FACE SEAL ADAPTERS
HYDRAULIC ADAPTERS

ORFS TO PIPE BRANCH TEE



PART #	FACE SEAL THREAD 1+2	MALE PIPE 3	LIST PRICE
FS260144	1/4	1/4	
FS260166	3/8	3/8	
FS260188	1/2	1/2	
FS26011212	3/4	3/4	
FS26011616	1	1	

FF2601

ORFS UNION TEE



PART #	FACE SEAL TUBE 1+2+3	LIST PRICE
FS260344	1/4	---
FS260366	3/8	---
FS260388	1/2	---
FS26031212	3/4	---
FS26031616	1	---
FS26032020	1-1/4	---
FS26032424	1-1/2	---

ORFS BULKHEAD UNION



PART #	FACE SEAL THREAD 1+2	LIST PRICE
FS270044	1/4	
FS270066	3/8	
FS270088	1/2	
FS27001212	3/4	
FS27001616	1	
FS27002020	1-1/4	
FS27002424	1-1/2	

▪ Locknut not included on Bulkhead fittings

FF2700 **WLO**

ORFS BULKHEAD UNION 90°



PART #	FACE SEAL THREAD 1+2	LIST PRICE
FS270144	1/4	
FS270166	3/8	
FS270188	1/2	
FS27011212	3/4	
FS27011616	1	
FS27012020	1-1/4	
FS27012424	1-1/2	

▪ Locknut not included on Bulkhead fittings

FF2701 **4525** WELO

ORFS BULKHEAD UNION 45°



PART #	FACE SEAL THREAD 1+2	LIST PRICE
FS270244	1/4	
FS270266	3/8	
FS27021616	1	
FS27022020	1-1/4	

▪ Locknut not included on Bulkhead fittings

FF2702 **4375** WNLO

ORFS BULKHEAD UNION BRANCH TEE



PART #	FACE SEAL THREAD 1+2+3	LIST PRICE
FS27034	1/4	
FS27036	3/8	
FS27038	1/2	
FS270312	3/4	
FS270316	1	
FS270320	1-1/4	

▪ Locknut not included on Bulkhead fittings

FF2703 **WJLO**

O-RING FACE SEAL ADAPTERS

HYDRAULIC ADAPTERS

ORFS BULKHEAD UNION RUN TEE



PART #	FACE SEAL THREAD 1+2+3	LIST PRICE
FS270444	1/4	
FS270466	3/8	
FS270488	1/2	
FS27041212	3/4	
FS27041616	1	
FS27042020	1-1/4	

▪ Locknut not included on Bulkhead fittings

FF2704 **WJJLO**

MALE ORFS TO ORB CONNECTOR

1  2

SAE 520120

PART #	FACE SEAL TUBE 1	O-RING TUBE 2	LIST PRICE
FS6400O44	1/4	1/4	---
FS6400O46	1/4	3/8	---
FS6400O64	3/8	1/4	---
FS6400O66	3/8	3/8	---
FS6400O68	3/8	1/2	---
FS6400O86	1/2	3/8	---
FS6400O88	1/2	1/2	---
FS6400O810	1/2	5/8	---
FS6400O812	1/2	3/4	---
FS6400O108	5/8	1/2	---
FS6400O1010	5/8	5/8	---
FS6400O1012	5/8	3/4	---
FS6400O128	3/4	1/2	---
FS6400O1210	3/4	5/8	---
FS6400O1212	3/4	3/4	---
FS6400O1216	3/4	1	---
FS6400O1612	1	3/4	---
FS6400O1616	1	1	---
FS6400O1620	1	1-1/4	---
FS6400O2020	1-1/4	1-1/4	---
FS6400O2024	1-1/4	1-1/2	---
FS6400O2424	1-1/2	1-1/2	---

4315 **FF6400** FF1231

MALE FLAT FACE TO FEMALE 37 ° SWIVEL

1  2

PART #	FACE SEAL TUBE 1	JIC TUBE 2	LIST PRICE
FS640244	1/4	1/4	---
FS640266	3/8	3/8	---
FS640288	1/2	1/2	---
FS64021010	5/8	5/8	---
FS64021212	3/4	3/4	---
FS64021616	1	1	---

FF6402 **FF1294**

SWIVEL NUT ELBOW

1  2

PART #	FACE SEAL TUBE 1	FACE SEAL TUBE 2	LIST PRICE
FS650044	1/4	1/4	---
FS650066	3/8	3/8	---
FS650088	1/2	1/2	---
FS65001010	5/8	5/8	---
FS65001212	3/4	3/4	---
FS65001616	1	1	---
FS65002020	1-1/4	1-1/4	---
FS65002424	1-1/2	1-1/2	---

FF6500 **FF1236**

MALE JIC 37° FLARE TO FEMALE FLAT FACE SWIVEL



PART #	JIC TUBE SIZE 1	FACE SEAL TUBE 2	LIST PRICE
FS650444	1/4	1/4	---
FS650466	3/8	3/8	---
FS650488	1/2	1/2	---
FS65041010	5/8	5/8	---
FS65041212	3/4	3/4	---
FS65041616	1	1	---
FS65042020	1-1/4	1-1/4	

FF6504 **FF1296**

WARNING: This product can expose you to chemicals, including Cobalt, which are known to the State of California to cause cancer. For more information, visit www.P65Warnings.ca.gov

O-RING FACE SEAL ADAPTERS
HYDRAULIC ADAPTERS

ORFS TO FEMALE SWIVEL BRANCH TEE



PART #	FACE SEAL THREAD 1+2	FEMALE JIC 3	LIST PRICE
FS660044	1/4	1/4	
FS660066	3/8	3/8	
FS660088	1/2	1/2	
FS66001212	3/4	3/4	
FS66001616	1	1	
FS66002020	1-1/4	1-1/4	
FS66002424	1-1/2	1-1/2	

FF6600 **S6LO**

ORFS TO JIC SWIVEL RUN TEE



PART #	FACE SEAL THREAD 1+3	FEMALE FACE SEAL 2	LIST
FS660244	1/4	1/4	
FS660266	3/8	3/8	
FS660288	1/2	1/2	
FS66021212	3/4	3/4	
FS66021616	1	1	
FS66022020	1-1/4	1-1/4	
FS66022424	1-1/2	1-1/2	

FF6602 **R6LO**

O-RING ELBOW CONNECTOR



PART #	FACE SEAL TUBE 1	O-RING TUBE 2	LIST PRICE
FS680144	1/4	1/4	---
FS680146	1/4	3/8	---
FS680164	3/8	1/4	---
FS680166	3/8	3/8	---
FS680168	3/8	1/2	---
FS680186	1/2	3/8	---
FS680188	1/2	1/2	---
FS6801810	1/2	5/8	---
FS6801812	1/2	3/4	---
FS6801108	5/8	1/2	---
FS68011010	5/8	5/8	---
FS68011012	5/8	3/4	---
FS68011210	3/4	5/8	---
FS68011212	3/4	3/4	---
FS68011216	3/4	1	---
FS68011612	1	3/4	
FS68011616	1	1	---
FS68011620	1	1-1/4	---
FS68012016	1-1/4	1	---
FS68012020	1-1/4	1-1/4	---
FS68012424	1-1/2	1-1/2	---

FF6801 **FF1238** 4515

TUBE O.D.	THREAD SIZE
1/8	5/16-24
3/16	3/8-24
1/4	7/16-20
5/16	1/2-20
3/8	9/16-18
1/2	3/4-16
5/8	7/8-14
3/4	1-1/16-12
7/8	1-3/16-12
1	1-5/16-12
1-1/4	1-5/8-12
1-1/2	1-7/8-12
2	2-1/2-12

O-RING FACE SEAL ADAPTERS
HYDRAULIC ADAPTERS

ORFS TO O-RING ELBOW 45°



PART #	FACE SEAL TUBE 1	O-RING SIZE 2	LIST PRICE
FS680244	1/4	1/4	---
FS680264	3/8	1/4	---
FS680266	3/8	3/8	---
FS680286	1/2	3/8	---
FS680268	3/8	1/2	---
FS680288	1/2	1/2	---
FS6802810	1/2	5/8	---
FS68021010	5/8	5/8	---
FS68021212	3/4	3/4	---
FS68021616	1	1	---
FS68022020	1-1/4	1-1/4	---
FS68022424	1-1/2	1-1/2	---

FF6802 **4365** V5OLO

ORFS TO O-RING BRANCH TEE



PART #	FACE SEAL THREAD 1 + 2	O-RING SIZE 3	LIST
FS680344	1/4	1/4	
FS680366	3/8	3/8	
FS680388	1/2	1/2	
FS68031212	3/4	3/4	
FS68031616	1	1	
FS68032020	1-1/4	1-1/4	
FS68032424	1-1/2	1-1/2	

FF6803 **4715** SJOLO

ORFS TO O-RING RUN TEE



PART #	FACE SEAL SIZE 1	O-RING SIZE 2	FACE SEAL SIZE 3	LIST PRICE
FS680444	1/4	1/4	1/4	
FS680466	3/8	3/8	3/8	
FS680488	1/2	1/2	1/2	
FS68041212	3/4	3/4	3/4	
FS68041616	1	1	1	
FS68042020	1-1/4	1-1/4	1-1/4	
FS68042424	1-1/2	1-1/2	1-1/2	

FF6804 **4716** KJOLO

STRAIGHT THREAD SWIVEL NUT ELBOW



PART #	O-RING TUBE 1	FACE SEAL THREAD 2	LIST PRICE
FS680944	1/4	1/4	---
FS680966	3/8	3/8	---
FS680988	1/2	1/2	---
FS68091212	3/4	3/4	---
FS68091616	1	1	---

FF6809 **FF1239** 4535 **AOELC**

STEEL BSPT ADAPTERS
HYDRAULIC ADAPTERS

STEEL BSPT ADAPTERS

JIC MALE CONNECTOR BSPT



PART #	JIC TUBE SIZE 1	MALE BSPT 2	LIST PRICE
700042	1/4	1/8-28	---
700044	1/4	1/4-19	---
700064	3/8	1/4-19	---
700066	3/8	3/8-19	---
700068	3/8	1/2-14	---
700086	1/2	3/8-19	---
700088	1/2	1/2-14	---
7000812	1/2	3/4-14	---
7000108	5/8	1/2-14	---
70001012	5/8	3/4-14	---
7000128	3/4	1/2-14	---
70001212	3/4	3/4-14	---
70001616	1	1-11	---

3404 **3O5**

JIC MALE ELBOW BSPT



PART #	JIC TUBE SIZE 1	MALE BSPT 2	LIST PRICE
720042	1/4	1/8-28	---
720044	1/4	1/4-19	---
720064	3/8	1/4-19	---
720066	3/8	3/8-19	---
720068	3/8	1/2-14	---
720086	1/2	3/8-19	---
720088	1/2	1/2-14	---
72001212	3/4	3/4-14	---
72001616	1	1-11	---

3501 **315**

BSPT HEX NIPPLE



PART #	MALE BSPT 1	MALE BSPT 2	LIST PRICE
752022	1/8-28	1/8-28	---
752044	1/4-19	1/4-19	---
752066	3/8-19	3/8-19	---
752088	1/2-14	1/2-14	---
75201010	5/8-14	5/8-14	---
75201212	3/4-14	3/4-14	---

3520 **MBT**

BSPT PLUG



PART #	BSPT	LIST PRICE
95082	1/8-28	---
95084	1/4-19	---
95086	3/8-19	---
95088	1/2-14	---
950812	3/4-14	---
950816	1-11	---

100B-Y **KA-RM** MHL **296**

STEEL BSPP ADAPTERS

BSPP HEX NIPPLE



PART #	MALE BSPP 1	MALE BSPP 2	LIST PRICE
742022	1/8-28	1/8-28	---
742042	1/4-19	1/8-28	---
742064	3/8-19	1/4-19	---
742066	3/8-19	3/8-19	---
742086	1/2-14	3/8-19	---
742088	1/2-14	1/2-14	---
7420108	5/8-14	1/2-14	---
7420128	3/4-14	1/2-14	---
74201212	3/4-14	3/4-14	---
74201612	1-11	3/4-14	---
74201616	1-11	1-11	---

3420 **MB** 9022

WARNING: This product can expose you to chemicals, including Cobalt, which are known to the State of California to cause cancer. For more information, visit www.P65Warnings.ca.gov

STEEL BSPP ADAPTERS
HYDRAULIC ADAPTERS

BSPP COUPLING



PART #	BSPP	LIST PRICE
74252	1/8-28	---
74254	1/4-19	---
74258	1/2-14	---
742510	5/8-14	---
742512	3/4-14	---
742516	1-11	---

3425 **FB**

JIC TO FEMALE BSPP STRAIGHT SWIVEL



PART #	JIC TUBE SIZE 1	FEMALE BSPP SWIVEL 2	LIST PRICE
72404	1/4	1/4-19	---
72406	3/8	3/8-19	---
72408	1/2	1/2-14	---
724010	5/8	5/8-14	---
724012	3/4	3/4-14	---
724016	1	1-11	---

3240 **MJFBS**

JIC TO BSPP MALE ELBOW



PART #	JIC TUBE SIZE 1	MALE BSPP 2	LIST PRICE
7202NWO42	1/4	1/8-28	---
7202NWO44	1/4	1/4-19	---
7202NWO64	3/8	1/4-19	---
7202NWO66	3/8	3/8-19	---
7202NWO68	3/8	1/2-14	---
7202NWO86	1/2	3/8-19	---
7202NWO88	1/2	1/2-14	---
7202NWO812	1/2	3/4-14	---
7202NWO108	5/8	1/2-14	---
7202NWO1212	3/4	3/4-14	---
7202NWO1216	3/4	1-11	---
7202NWO1616	1	1-11	---

3801 **315**

BSPP TO MALE PIPE NIPPLE



PART #	MALE BSPP SIZE 1	MALE PIPE THREAD SIZE 2	LIST PRICE
78252	1/8-28	1/8	---
78254	1/4-19	1/4	---
78256	3/8-19	3/8	---
78258	1/2-14	1/2	---
782512	3/4-14	3/4	---
782516	1-11	1	---

MBMP **3825**

JIC TO BSPP MALE CONNECTOR



PART #	JIC TUBE SIZE 1	MALE BSPP 2	LIST PRICE
700242	1/4	1/8-28	---
700244	1/4	1/4-19	---
700246	1/4	3/8-19	---
700248	1/4	1/2-14	---
700264	3/8	1/4-19	---
700266	3/5	3/8-19	---
700268	3/5	1/2-14	---
700286	1/2	3/8-19	---
700288	1/2	1/2-14	---
7002812	1/2	3/4-14	---
7002108	5/8	1/2-14	---
70021212	3/4	3/4-14	---
70021216	3/4	1-11	---
70021616	1	1-11	---

30J **3800**

WARNING: This product can expose you to chemicals, including Cobalt, which are known to the State of California to cause cancer. For more information, visit www.P65Warnings.ca.gov

STEEL BSPP ADAPTERS

HYDRAULIC ADAPTERS

JIC TO BSPP STRAIGHT SWIVEL



PART #	JIC TUBE SIZE 1	MALE BSPP 2	LIST PRICE
702242	1/4	1/8-28	---
702244	1/4	1/4-19	---
702264	3/8	1/4-19	---
702266	3/8	3/8-19	---
702288	1/2	1/2-14	---
7022108	5/8	1/2-14	---
70221212	3/4	3/4-14	---
70221616	1	1-11	---

3402 **3055**

HEX HEAD PLUG BSPP



PART #	MALE BSPP	LIST PRICE
9522P2	1/8-28	---
9522P4	1/4-19	---
9522P6	3/8-19	---
9522P8	1/2-14	---
9522P12	3/4-14	---
9522P16	1-11	---

3408

HOLLOW HEX PLUG BSPP



PART #	MALE BSPP	LIST PRICE
9522H2	1/8-28	---
9522H4	1/4-19	---
9522H6	3/8-19	---
9522H8	1/2-14	---
9522H12	3/4-14	---
9522H16	1-11	---

3408 HHP

FEMALE ADAPTER BSPP



PART #	FEMALE PIPE 1	MALE BSPP 2	LIST PRICE
704222	1/8	1/8-28	---
704242	1/4	1/8-28	---
704244	1/4	1/4-19	---
704266	3/8	3/8-19	---
704288	1/2	1/2-14	---
70421212	3/4	3/4-14	---
70421616	1	1-11	---

3455 **MMFP**

STEEL METRIC ADAPTERS

MALE CONNECTOR



PART #	JIC TUBE SIZE 1	METRIC THREAD 2	LIST PRICE
7005410	1/4	10x1.0	---
7005412	1/4	12x1.5	---
7005414	1/4	14x1.5	---
7005418	1/4	18x1.5	---
7005512	5/16	12x1.5	---
7005514	5/16	14x1.5	---
7005614	3/8	14x1.5	---
7005616	3/5	16x1.5	---
7005618	3/5	18x1.5	---
7005816	1/2	16x1.5	---
7005818	1/2	18x1.5	---
7005822	1/2	22x1.5	---
70051018	5/8	18x1.5	---
70051020	5/8	20x1.5	---
70051022	5/8	22x1.5	---
70051222	3/4	22x1.5	---
70051227	3/4	27x1.5	---

Port-seal crush washer and O-ring included 7400 **30J (R)** 7011

WARNING: This product can expose you to chemicals, including Cobalt, which are known to the State of California to cause cancer. For more information, visit www.P65Warnings.ca.gov

STEEL METRIC ADAPTERS
HYDRAULIC ADAPTERS

JIC X METRIC MALE ELBOW



PART #	JIC TUBE SIZE 1	METRIC THREAD 2	LIST PRICE
7205NWO410	1/4	10x1.0	---
7205NWO412	1/4	12x1.5	---
7205NWO414	1/4	14x1.5	---
7205NWO512	5/16	12x1.5	---
7205NWO614	3/8	14x1.5	---
7205NWO616	3/8	16x1.5	---
7205NWO816	1/2	16x1.5	---
7205NWO818	1/2	18x1.5	---
7205NWO822	1/2	22x1.5	---
7205NWO1018	5/8	18x1.5	---

Port-seal crush washer and O-ring included

7801 **315 (R)**

JIC SWIVEL X MALE METRIC



PART #	JIC TUBE SIZE 1	METRIC THREAD 2	LIST PRICE
7025410	1/4	10x1.0	---
7025412	1/4	12x1.5	---
7025512	5/16	12x1.5	---
7025614	3/8	14x1.5	---
7025616	3/8	16x1.5	---
7025816	1/2	16x1.5	---
70251022	5/8	22x1.5	---
70251227	3/4	27x2.0	---
70251633	1	33x2.0	---

7402 **30JS (R)**

HEX HEAD PLUG METRIC PARALLEL



PART #	METRIC THREAD	LIST PRICE
8555P10	10x1.0	---
8555P12	12x1.5	---
8555P14	14x1.5	---
8555P16	16x1.5	---
8555P18	18x1.5	---
8555P20	20x1.5	---
8555P22	22x1.5	---
8555P26	26x1.5	---
8555P30	30x1.5	---

7408

HOLLOW HEX HEAD PLUG METRIC PARALLEL



PART #	METRIC THREAD	LIST PRICE
8555H8	8x1.0	---
8555H10	10x1.0	---
8555H12	12x1.5	---
8555H14	14x1.5	---
8555H16	16x1.5	---
8555H18	18x1.5	---
8555H20	20x1.5	---
8555H22	22x1.5	---
8555H26	26x1.5	---
8555H27	27x2.0	---
8555H30	30x1.5	---

7408 HHP

FEMALE PIPE X MALE METRIC



PART #	FEMALE PIPE THREAD 1	METRIC THREAD 2	LIST PRICE
7045210	1/8	10x1.0	---
7045412	1/4	12x1.5	---
7045414	1/4	14x1.5	---
7045612	3/8	12x1.5	---
7045616	3/8	16x1.5	---
7045618	3/8	18x1.5	---
7045816	1/2	16x1.5	---
7045818	1/2	18x1.5	---
7045822	1/2	22x1.5	---
70451227	3/4	27x2.0	---
70451633	1	33x2.0	---

MMFP (R)

WARNING: This product can expose you to chemicals, including Cobalt, which are known to the State of California to cause cancer. For more information, visit www.P65Warnings.ca.gov

ISO A AND B INTERCHANGE

HYDRAULIC ADAPTERS

THREAD TO CONNECT, DRYBREAK NO-SPILL QUICK CONNECT



- Brass Body
- Steel Wing Nut
- Buna-Seal (-40° to +250°F)

Aeroquip 5100
Parker 6100
Snaptite B78



- Bonded Face Seal
- External ORing Alleviates Full Connection

PART #	BODY SIZE	FEMALE NPT	MAX PSI	LIST PRICE
61150	3/4	1/2	3000	---
61152	3/4	3/4	3000	---
61153	1	1	3000	---
61154	1-1/4	1-1/4	2750	---
61155	1-1/2	1-1/2	2500	---

PART #	BODY SIZE	FEMALE NPT	MAX PSI	LIST PRICE
61050	3/4	1/2	3000	---
61052	3/4	3/4	3000	---
61053	1	1	3000	---
61054	1-1/4	1-1/4	2750	---
61055	1-1/2	1-1/2	2500	---

FEATURES - **ISO A and ISO B**

- Poppet valves to prevent uncoupled leakage
- Critical parts are induction hardened for durability
- Dependable ball-locking mechanism holds the maling halves together
- Socket and plug are precision machined from solid barstock
- Standard nitrile seals temp range -40°F to +250°F

ISO 7241-1 ISO-A Interchange (Connected)				
Body Size	*Steel Coupler/ Plug*			
	Maximum Working		*Burst*	
	PSI	Bar	PSI	Bar
1/4"	5,000	345	18,270	1,200
3/8"	4,000	275	18,270	1,200
1/2"	4,000	275	16,500	1,100
3/4"	4,000	275	14,800	1,000
1"	4,000	275	12,400	850
1-1/4"	3,000	200	12,600	850
1-1/2"	3,000	200	12,600	850
2"	1,450	100	5,800	400



INTERCHANGE DATA:

- Parker 6600, Aeroquip/ Eaton FD56, Dixon 'K' Series.
- Hansen HA 15000, Safeway S56



ISO-A FEMALE PIPE COUPLER

PART #	BODY SIZE	NPT	LIST PRICE
ANV14F	1/4"	1/4"	---
ANV38F	3/8"	3/8"	---
ANV12F	1/2"	1/2"	---
ANV34F	3/4"	3/4"	---
ANV1F	1"	1"	---

ISO-A FEMALE PIPE PLUG

PART #	BODY SIZE	NPT	LIST PRICE
ANV14M	1/4"	1/4"	---
ANV38M	3/8"	3/8"	---
ANV12M	1/2"	1/2"	---
ANV34M	3/4"	3/4"	---
ANV1M	1"	1"	---

ISO 7241-1 Series B ISO-B Interchange (Connected)								
Body Size	*Steel Coupler/ Plug*				*Brass Coupler/ Plug*			
	Max. Working		*Burst*		*Max. Working*		*Burst*	
	PSI	Bar	PSI	Bar	PSI	Bar	PSI	Bar
1/4"	5,000	345	22,500	1,550	3,000	200	15,000	1,000
3/8"	4,000	275	16,500	1,150	2,500	175	12,000	800
1/2"	4,000	275	16,000	1,100	2,500	175	11,500	750
3/4"	4,000	275	16,500	1,150	2,000	150	12,000	800
1"	4,000	275	16,000	1,100	1,500	100	8,500	800

INTERCHANGE DATA:

- Parker 60 Series, Snap-tite 72 series, Dixon 'H' series
- Hansen HK - series, Aeroquip/ Eaton FDH5

B=BRASS



BRASS - HNV SERIES PLUG



BRASS - HNV SERIES COUPLER



ISO-B FEMALE PIPE COUPLER

PART #	BODY SIZE	NPT	LIST PRICE
HNV14F	1/4"	1/4"	---
HNV14FB	1/4"	1/4"	---
HNV38F	3/8"	3/8"	---
HNV38FB	3/8"	3/8"	---
HNV12F	1/2"	1/2"	---
HNV12FB	1/2"	1/2"	---
HNV34F	3/4"	3/4"	---
HNV34FB	3/4"	3/4"	---
HNV1F	1"	1"	---
HNV1FB	1"	1"	---



ISO-B FEMALE PIPE PLUG

PART #	BODY SIZE	NPT	LIST PRICE
HNV14M	1/4"	1/4"	---
HNV14MB	1/4"	1/4"	---
HNV38M	3/8"	3/8"	---
HNV38MB	3/8"	3/8"	---
HNV12M	1/2"	1/2"	---
HNV12MB	1/2"	1/2"	---
HNV34M	3/4"	3/4"	---
HNV34MB	3/4"	3/4"	---
HNV1M	1"	1"	---
HNV1MB	1"	1"	---

WARNING: This product can expose you to chemicals, including lead, which are known to the State of California to cause cancer and birth defects or other reproductive harm. For more information, visit www.P65Warnings.ca.gov

FLUSH FACE ISO
HYDRAULIC ADAPTERS

FEATURES
• Steel construction, zinc nickel plated finish. Hardened Nipples and sleeves and solid barstock construction for maximum resistance to damage from hydraulic and mechanical shock.
• This Anti-Blowout Nitrile/ PTFE bonded seal is designed to prevent blow out or damage during servere service conditions.
• Durable ball-locking mechanism assures reliable connection everytime.
• Temp Range -65° to +250°

ISO 16028

FLUSH FACE				
Body Size	*Steel Coupler/ Plug Coupled*			
	Maximum Working		*Burst*	
	PSI	Bar	PSI	Bar
1/4"	5,000	345	18,270	1,200
3/8"	4,000	275	18,270	1,200
1/2"	4,000	275	16,500	1,100
5/8"	4,000	275	14,800	1,000
3/4"	4,000	275	12,400	850
1"	3,000	200	12,600	850

FF Series
HTMC
74C



FEMALE PIPE COUPLER

PART #	BODY SIZE	NPT	LIST PRICE
FF14F	1/4"	1/4"	---
FF38F	3/8"	3/8"	---
FF12F	1/2"	1/2"	---
FF3812F	3/8"	1/2"	---
FF1234F	1/2"	3/4"	---
FF3416F	3/4"	1"	---
FF34F	3/4"	3/4"	---
FF1F	1"	1"	---

FF Series
HTMN
74N



FEMALE PIPE PLUG

PART #	BODY SIZE	NPT	LIST PRICE
FF14M	1/4"	1/4"	---
FF38M	3/8"	3/8"	---
FF12M	1/2"	1/2"	---
FF3812M	3/8"	1/2"	---
FF1234M	1/2"	3/4"	---
FF3416M	3/4"	1"	---
FF34M	3/4"	3/4"	---
FF1M	1"	1"	---

FLAT FACE THREAD LOCK - VEP QUICK COUPLING

SPECIFICATIONS

BODY SIZE (IN)	1/2(12)	3/4(34)	1(1)	1-1/2(24)
Rated Pressure (PSI)	7000	7000	6000	5000
Rated Flow (GPM)	12	50	88	152
Temperature Range	-20°C +120°C			
Standard seal material is NBR				

Test Fluid-Oil = 200 SUS

APPLICATIONS
• Widely used in public equipment
• Portable construction equipment.
• Hydraulic tools
• Vehicles

FEATURES
• New valve design provides better resistance from high flow and the pressure of impulse, thus providing advanced performance.
• Special nipple design for connecting under pressure, allows connection and disconnection with high residual pressures.
• The LSQ-VEP series employs a threaded sleeve locking mechanism, mates with matching male threads on the coupler.
• New plating treatment provides advanced anti-rust performance.
• LSQ-VEP series couplings employ flush valving when connecting or disconnecting, therefore only a small amount of fluid can be lost during disconnecting or air inclusion during reconnection.
• The Anti-Blowout bonded seal is designed to prevent blow-out or damage during severe service conditions.
• Machined form solid steel barstock for durability. Compatible with most other VEP series.

• **O-Ring SAE Boss Thread available with import lead time (same list price)**



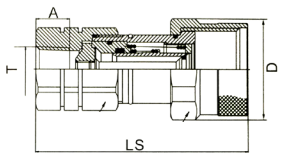

FEMALE COUPLER

PART #	LS	D	A	NPT	LIST PRICE
LSQVEP12SF	4.09	1.13	0.67	1/2	---
LSQVEP34SF	4.49	2.13	0.79	3/4	---
LSQVEP1SF	5.28	2.33	0.83	1	---
LSQVEP20SF	5.71	2.72	0.83	1-1/4	---
LSQVEP24SF	7.41	3.63	0.83	1-1/2	---



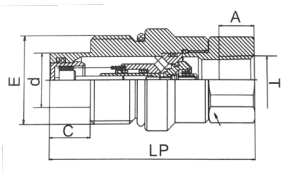

FEMALE PLUG

PART #	LS	D	A	NPT	LIST PRICE
LSQVEP12PF	4.09	1.13	0.67	1/2	---
LSQVEP34PF	4.49	2.13	0.79	3/4	---
LSQVEP1PF	5.28	2.33	0.83	1	---
LSQVEP20PF	5.71	2.72	0.83	1-1/4	---
LSQVEP24PF	7.41	3.63	0.83	1-1/2	---

WARNING: This product can expose you to chemicals, including Cobalt, which are known to the State of California to cause cancer. For more information, visit www.P65Warnings.ca.gov

SAE O-RING BOSS THREAD - ISO A AND B INTERCHANGE

HYDRAULIC ADAPTERS

FEATURES - **ISO A and ISO B**

- Poppet valves to prevent uncoupled leakage
- Critical parts are induction hardened for durability
- Dependable ball-locking mechanism holds the maling halves together
- Socket and plug are precision machined from solid barstock
- Standard nitrile seals temp range -40°F to +250°F

ISO 7241-1 ISO-A Interchange (Connected)				
Body Size	*Steel Coupler/ Plug*			
	Maximum Working		*Burst*	
	PSI	Bar	PSI	Bar
1/4"	5,000	345	18,270	1,200
3/8"	4,000	275	18,270	1,200
1/2"	4,000	275	16,500	1,100
3/4"	4,000	275	14,800	1,000
1"	4,000	275	12,400	850
1-1/4"	3,000	200	12,600	850
1-1/2"	3,000	200	12,600	850
2"	1,450	100	5,800	400



ISO-A FEMALE SAE ORB COUPLER

PART #	BODY SIZE	SAE	LIST PRICE
ANV14FSAE	1/4"	7/16-20	---
ANV38FSAE	3/8"	9/16-18	---
ANV12FSAE	1/2"	3/4-16	---
ANV34FSAE	3/4"	1 1/16-12	---
ANV1FSAE	1"	1 5/16-12	---



ISO-A FEMALE SAE ORB PLUG

PART #	BODY SIZE	SAE	LIST PRICE
ANV14MSAE	1/4"	7/16-20	---
ANV38MSAE	3/8"	9/16-18	---
ANV12MSAE	1/2"	3/4-16	---
ANV34MSAE	3/4"	1 1/16-12	---
ANV1MSAE	1"	1 5/16-12	---

FEATURES - **ISO A and ISO B**

- Poppet valves to prevent uncoupled leakage
- Critical parts are induction hardened for durability
- Dependable ball-locking mechanism holds the maling halves together
- Socket and plug are precision machined from solid barstock
- Standard nitrile seals temp range -40°F to +250°F

ISO 7241-1 Series B ISO-B Interchange (Connected)								
Body Size	*Steel Coupler/ Plug*				*Brass Coupler/ Plug*			
	Max. Working		*Burst*		*Max. Working*		*Burst*	
	PSI	Bar	PSI	Bar	PSI	Bar	PSI	Bar
1/4"	5,000	345	22,500	1,550	3,000	200	15,000	1,000
3/8"	4,000	275	16,500	1,150	2,500	175	12,000	800
1/2"	4,000	275	16,000	1,100	2,500	175	11,500	750
3/4"	4,000	275	16,500	1,150	2,000	150	12,000	800
1"	4,000	275	16,000	1,100	1,500	100	8,500	800



ISO-B FEMALE ORB COUPLER

PART #	BODY SIZE	SAE	LIST PRICE
HNV14FSAE	1/4"	7/16-20	---
HNV38FSAE	3/8"	9/16-18	---
HNV12FSAE	1/2"	3/4-16	---
HNV34FSAE	3/4"	1 1/16-12	---
HNV1FSAE	1"	1 5/16-12	---



ISO-B FEMALE ORB PLUG

PART #	BODY SIZE	SAE	LIST PRICE
HNV14MSAE	1/4"	7/16-20	---
HNV38MSAE	3/8"	9/16-18	---
HNV12MSAE	1/2"	3/4-16	---
HNV34MSAE	3/4"	1 1/16-12	---
HNV1MSAE	1"	1 5/16-12	---

SAE O-RING BOSS THREAD - FLUSH FACE ISO

HYDRAULIC ADAPTERS

FEATURES

- Steel construction, zinc nickel plated finish. Hardened Nipples and sleeves and solid barstock construction for maximum resistance to damage from hydraulic and mechanical shock.
- This Anti-Blowout Nitrile/ PTFE bonded seal is designed to prevent blow out or damage during servere service conditions.
- Durable ball-locking mechanism assures reliable connection everytime.
- Temp Range -65° to +250°

ISO 16028

FLUSH FACE				
Body Size	*Steel Coupler/ Plug Coupled*			
	Maximum Working		*Burst*	
	PSI	Bar	PSI	Bar
1/4"	5,000	345	18,270	1,200
3/8"	4,000	275	18,270	1,200
1/2"	4,000	275	16,500	1,100
5/8"	4,000	275	14,800	1,000
3/4"	4,000	275	12,400	850
1"	3,000	200	12,600	850



FACE SEAL FEMALE SAE ORRB COUPLER

PART #	BODY SIZE	SAE	LIST PRICE
FF14FSAE	1/4"	7/16-20	---
FF38FSAE	3/8"	9/16-18	---
FF3812FSAE	3/8"	3/4-16	---
FF12FSAE	1/2"	3/4-16	---
FF1234FSAE	1/2"	1 1/16-12	---
FF1FSAE	1"	1 5/16-12	---



FACE SEAL FEMALE SAE ORRB PLUG

PART #	BODY SIZE	SAE	LIST PRICE
FF14MSAE	1/4"	7/16-20	---
FF38MSAE	3/8"	9/16-18	---
FF3812MSAE	3/8"	1 1/16-12	---
FF12MSAE	1/2"	3/4-16	---
FF1234MSAE	1/2"	1 1/16-12	---
FF1MSAE	1"	1 5/16-12	---

QUICK DISCONNECT - HYDRAULIC JACK

HYDRAULIC ADAPTERS

AG - Series Agricultural Interchange (Connected)				
Nominal Size	*Steel Coupler/ Plug*			
	Maximum Working		*Burst*	
	PSI	Bar	PSI	Bar
1/4"	4,000	275	21,000	1,500
3/8"	4,000	275	23,100	1,600
1/2"	4,000	275	16,500	1,100
3/4"	3,000	200	10,300	700
1"	3,000	200	13,000	900

Snap-Tite 60 Series





FEMALE PIPE COUPLER

Part #	Body Size	NPT	List Price
NV14F	1/4"	1/4"	---
NV38F	3/8"	3/8"	---
NV12F	1/2"	1/2"	---
NV34F	3/4"	3/4"	---
NV1F	1"	1"	---

FEMALE PIPE PLUG

Part #	Body Size	NPT	List Price
NV14M	1/4"	1/4"	---
NV38M	3/8"	3/8"	---
NV12M	1/2"	1/2"	---
NV34M	3/4"	3/4"	---
NV1M	1"	1"	---

FEATURES

- Heavy duty heat treated poppet: valves are standard with rugged, specially-designed seals made of nitrite for leak-free performance in the toughest application.
- High-strength steel valve guides designed for high flow rates and made extra tough for agricultural service.
- Dependable hardened chrome alloy steel locking balls. Heat treated plugs and sleeves.
- Standard seals temp range -40°F to +250°F

THREAD LOCK HYDRAULIC JACK COUPLING

APPLICATIONS

- Thread lock couplings with their threaded union locking system and precision ball-type check valves are designed for extreme high pressure applications such as portable hydraulic jacks.
- **Ball Type.**





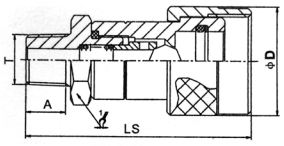

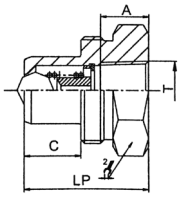

SPECIFICATIONS

Body Size	1/4(14)	3/8(38)
Rated Pressure	10.000	
Rated Flow (GPM)	3	6
Temperature Range	-20°C +120°C	
Standard seal material is NBR		

MALE COUPLER

PART #	LS	D	HEX	A	NPT	LIST PRICE
KZEB14SM	2.40	1.14	0.87	0.55	1/4	---
KZEB38SM	2.91	1.38	0.98	0.57	3/8	---
KZEB38SM	2.91	1.38	0.98	0.57	3/8	---

FEMALE COUPLER

PART #	LS	D	HEX	A	NPT	LIST PRICE
KZEB14PF	1.30	0.44	0.75	0.51	1/4	---
KZEB38PF	1.38	0.63	1.26	0.55	3/8	---

WARNING: This product can expose you to chemicals, including Cobalt, which are known to the State of California to cause cancer. For more information, visit www.P65Warnings.ca.gov

MM-FC SERIES FLOW CONTROL VALVES

FEATURES:
- Micrometer adjustment knob for accurate valve setting.
- Rugged construction.

TECHNICAL DATA:
- Materials

Body:	Carbon steel w/ black oxide plating
Handle:	Zinc Alloy
Set Screw:	Steel
Packing:	Buna O-Ring/ PTFE stem packing
Maximum Pressure:	5000PSI
Temperature Ratings:	-4°F to 176°F (-20°C to 80°C)
Flow Rate: 0-42 GPM	



INLET

<< FREE FLOW

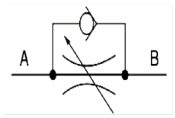

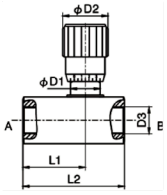

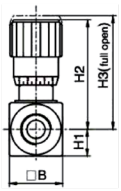

PART#	B	D1	D2	D3	H1	H2	H3	L1	L2	WEIGHT (LBS)	LIST PRICE
MMFC4NPT	1.10	0.76	1.18	1/4 NPT	0.55	2.41	2.67	1.54	2.52	0.90	---
MMFC6NPT	1.10	0.76	1.18	3/8 NPT	0.55	2.41	2.67	1.69	2.75	0.90	---
MMFC8NPT	1.50	0.95	1.46	1/2 NPT	0.75	3.07	3.41	2.05	3.27	2.00	---
MMFC12NPT	1.50	0.95	1.46	3/4 NPT	0.75	3.08	3.41	2.19	3.50	2.00	---
MMFC16NPT	1.89	1.38	1.89	1 NPT	0.94	4.03	4.50	2.79	4.60	4.20	---
MMFC20NPT	2.38	1.96	2.28	1-1/4 NPT	1.18	5.25	5.88	3.39	6.07	9.55	---

MM-NV SERIES NEEDLE VALVES

FEATURES:
- Micrometer adjustment knob for accurate valve setting.
- Rugged construction.

- FULL SHUT-OFF

TECHNICAL DATA:
- Materials

Body:	Carbon steel w/ black oxide plating
Handle:	Zinc Alloy
Set Screw:	Steel
Packing:	Buna O-Ring/ PTFE stem packing
Maximum Pressure:	5000PSI
Temperature Ratings:	-4°F to 176°F (-20°C to 80°C)
Flow Rate: 0-42 GPM	





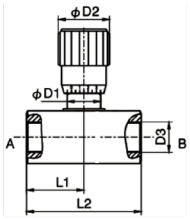

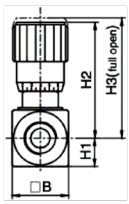

PART#	B	D1	D2	D3	H1	H2	H3	L1	L2	WEIGHT (LBS)	LIST PRICE
MMNV4NPT	1.10	0.76	1.18	1/4 NPT	0.55	2.41	2.67	1.07	2.13	0.90	---
MMNV6NPT	1.10	0.76	1.18	3/8 NPT	0.55	2.41	2.67	1.07	2.13	0.90	---
MMNV8NPT	1.50	0.95	1.46	1/2 NPT	0.75	3.07	3.41	1.34	2.38	2.00	---
MMNV12NPT	1.50	0.95	1.46	3/4 NPT	0.75	3.08	3.41	1.54	3.09	2.00	---
MMNV16NPT	1.89	1.38	1.89	1 NPT	0.94	4.03	4.50	1.81	3.62	4.20	---

WARNING: This product can expose you to chemicals, including cobalt, which are known to the State of California to cause cancer and birth defects or other reproductive harm. For more information, visit www.P65Warnings.ca.gov

HYDRAULIC FLOW CONTROL/ BREATHERS

HYDRAULIC ADAPTERS

PRESSURE COMPENSATING VARIABLE FLOW CONTROL

FEATURES:

MFC-51 model is a full range pressure compensating variable flow control. It is designed so that the orifice area varies as the lever is rotated. The outlet flw is smooth and constant regardless of the pressure on the control flow or excess flow ports. An adjustable ball spring relief allows for pressure compensated flow up to the pressure setting on the relief. Relief valves are preset at 1500 PSI and field adjustable from 750 to 3000 PSI.

- Materials: Cast Iron Body, Heat Treated Compensator Spool, Stainless Steel Rotary Spool, Buna N "O" Rings (Standard)
- **ALL ARE STANDARD FLOW CONTROL**
- **ALL HAVE ADJUSTABLE BALL SPRING RELIEF**
- **SAE PORT AVAILABLE. MINIMUM ORDER REQUIRED**



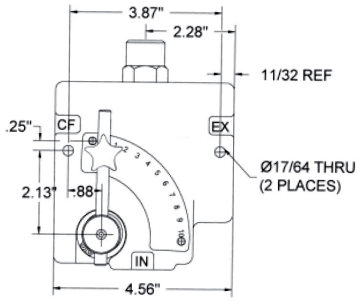

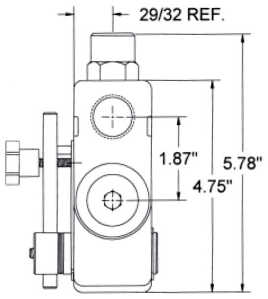

PART#	SIZE	FLOW	LIST PRICE
MFC38N	3/8" - NPT	0-8 gpm	---
MFC12N	1/2" - NPT	0-16 gpm	---
MFC34N	3/4" - NPT	0-30 gpm	---

SCREW-ON TYPE AIR BREATHERS



• Chrome Plated Steel • 1/4 To 1 Inch NPT • 40 Micron Breather

PART NUMBER	FLOW CFM	NPT	LIST PRICE
MB4004	10	1/4	---
MB4006	10	3/8	---
MB4008	10	1/2	---
MB4012	25	3/4	---
MB4016	25	1	---

WARNING: This product can expose you to chemicals, including Chromium, which are known to the State of California to cause cancer and birth defects or other reproductive harm. For more information, visit www.P65Warnings.ca.gov

STEEL FLANGE ADAPTERS

CONFORMANCE

- SAE J518

MATERIALS

- Steel per SAE J518 with either black phosphate finish or plated zinc finish or iridite dip. Stainless Steel available upon request.

WORKING PRESSURES

The following table lists the recommended working pressures for steel Four-bolt Solid and Split Flange Fititngs and Hose Ends manufactured in accordance with SAE standards J518 and J517. SAE recommends sufficient testing to be conducted to assure that performance levels will be safe and satisfactory, especially if installed in systems operating at elevated pressures or in severe conditions. When using Flanged Fittings that have a threaded connection on one end, use the lower pressure rating of the two.

Caution: Although many Four-bolt Flanged Fittings have sufficient structural integrity to support the weight of many components, we recommend consulting with our technical support department for guidance in selection of parts for this purpose.

SAE J518 FOUR-BOLT CODE 61 FLANGE PRESSURE RATINGS

Dash Size	Flange Head OD Inches	4 TO 1 Minimum Burst PSI
-8	1-3/16 - 1.188	5000
-12	1-1/2 - 1.500	5000
-16	1-3/4 - 1.750	5000
-20	2 - 2.000	4000
-24	2-3/8 - 2.375	3000
-32	2-13/16 - 2.812	3000
-40	3-5/16 - 3.312	2500
-48	4 - 4.000	2000
-56	4-1/2 - 4.500	500
-64	5 - 5.000	500
-80	6 - 6.000	500

SAE J518 FOUR-BOLT CODE 62 FLANGE PRESSURE RATINGS

Dash Size	Flange Head OD Inches	4 TO 1 Minimum Burst PSI
-8	1-1/4 - 1.250	6000
-12	1-5/8 - 1.625	6000
-16	1-7/8 - 1.875	6000
-20	2-1/8 - 2.125	6000
-24	2-1/2 - 2.500	6000
-32	3-1/8 - 3.125	6000

STEEL FLANGE ADAPTERS ASSEMBLY INSTRUCTIONS

RECOMMENDED SOLID FOUR-BOLT

Step 1. Inspect port area to be smooth and free of nicks, burrs, scratches, or contaminants.
Step2. Lubricate the o-ring and place in flange head groove.
Step 3. Lubricate screw threads, slip lock washers onto screws, and insert screws into flange
Step 4. Position flange on port and finger tighten all screws.
Step 5. Torque the screws in a figure eight sequence, incrementally until the appropriate torque value in the following table is achieved.

J518 CODE 61 AND CODE 62 FLANGE MINIMUM TORQUE VALUES

Dash Size	Port Size	Code 61 Foot/Lbs.	Code 62 Foot/Lbs.
-8	1/2”	15-19	15-19
-12	3/4”	20-29	25-33
-16	1”	27-35	41-50
-20	1-1/4”	35-46	62-75
-24	1-1/2”	46-58	116-133
-32	2”	53-67	200-217
-40	2-1/2”	79	NA
-48	3”	137	NA
-56	3-1/2”	116	NA
-64	4”	116	NA
-80	5”	116	NA

RECOMMENDED SPLIT FOUR-BOLT

Step1. Follow steps 1 through 3 above, then proceed to the following steps.
Step 2. Position both flanges on port and turn one screw in each flange about three turns.
Step 3. Rotate each flange away from the port for sufficient clearance to position hose or fitting flange head on port.
Step 4. Close each flange until it properly captures flange head. Insert remaining screws and finger tighten.
Step 5. Torque the screws in a figure eight sequence incrementally until the appropriate torque value in the preceeding table is achieved.

WHY WET TORQUE?

Due to the difference in plating types and thickness, materials, and thread quality of different components, the coefficient of friction varies greatly on any given assembly. Lubrication not only produces a more consistent coefficient of friction, it increases clamping force on sealing area with less torque on the threads. Overtightening causes threads to yield, deform and lose their ability to maintain an adequate load or clamping force on the seating area. Extended operation and severe conditions cause further yielding which results in leaks. Overtightening is the single greatest cause for leaks in metal to metal seat hydraulic connections. It is our firm position, that to not wet torque, is to compromise consistency and quality for convenience.

FLANGE ADAPTERS
HYDRAULIC ADAPTERS

JIC FLANGE ADAPTER
CODE 61



6840
503

3000 PSI

PART #	JIC TUBE SIZE 1	FLANGE SIZE 2	LIST PRICE
170088	1/2	1/2	---
1700812	1/2	3/4	---
17001212	3/4	3/4	---
17001216	3/4	1	---
17001612	1	3/4	---
17001616	1	1	---
17001620	1	1-1/4	---
17001624	1	1-1/2	---
17002016	1-1/4	1	---
17002020	1-1/4	1-1/4	---
17002024	1-1/4	1-1/2	---
17002032	1-1/4	2	---
17002420	1-1/2	1-1/4	---
17002424	1-1/2	1-1/2	---
17002432	1-1/2	2	---
17003232	2	2	---

6840 503

JIC FLANGE 450 ADAPTER
CODE 61



6845
505

3000 PSI

PART #	JIC TUBE SIZE 1	FLANGE SIZE 2	LIST PRICE
170388	1/2	1/2	---
1703812	1/2	3/4	---
17031212	3/4	3/4	---
17031216	3/4	1	---
17031612	1	3/4	---
17031616	1	1	---
17031620	1	1-1/4	---
17032016	1-1/4	1	---
17032020	1-1/4	1-1/4	---
17032024	1-1/4	1-1/2	---
17032420	1-1/2	1-1/4	---
17032424	1-1/2	1-1/2	---
17032432	1-1/2	2	---
17033232	2	2	---

6845 505

JIC FLANGE 90° ADAPTER
CODE 61



3000 PSI

PART #	JIC TUBE SIZE 1	FLANGE SIZE 2	LIST PRICE
170488	1/2	1/2	---
1704812	1/2	3/4	---
17041016	5/8	1	---
17041212	3/4	3/4	---
17041216	3/4	1	---
17041220	3/4	1-1/4	---
17041612	1	3/4	---
17041616	1	1	---
17041620	1	1-1/4	---
17041624	1	1-1/2	---
17042016	1-1/4	1	---
17042020	1-1/4	1-1/4	---
17042024	1-1/4	1-1/2	---
17042032	1-1/4	2	---
17042420	1-1/2	1-1/4	---
17042424	1-1/2	1-1/2	---
17042432	1-1/2	2	---
17043232	2	2	---

6890 504

JIC FLANGE ADAPTER
CODE 62



6000 PSI

PART #	JIC PIPE SIZE 1	FLANGE SIZE 2	LIST PRICE
180088	1/2	1/2	---
18001212	3/4	3/4	---
18001216	3/4	1	---
18001612	1	3/4	---
18001616	1	1	---
18001620	1	1-1/4	---
18001624	1	1-1/2	---
18002016	1-1/4	1	---
18002020	1-1/4	1-1/4	---
18002024	1-1/4	1-1/2	---
18002420	1-1/2	1-1/4	---
18002424	1-1/2	1-1/2	---

6842

FLANGE ADAPTERS
HYDRAULIC ADAPTERS

JIC FLANGE 45° ADAPTER
CODE 62



6000 PSI

PART #	JIC THREAD SIZE 1	FLANGE SIZE 2	LIST PRICE
18031212	3/4	3/4	---
18031216	3/4	1	---
18031612	1	3/4	---
18031616	1	1	---
18031620	1	1-1/4	---
18031624	1	1-1/2	---
18032016	1-1/4	1	---
18032020	1-1/4	1-1/4	---
18032024	1-1/4	1-1/2	---
18032420	1-1/2	1-1/4	---
18032424	1-1/2	1-1/2	---
18033232	2	2	---

6847 508

JIC FLANGE 90° ADAPTER - CODE 62



6000 PSI

PART #	JIC THREAD SIZE 1	FLANGE SIZE 2	LIST PRICE
18041212	3/4	3/4	---
18041216	3/4	1	---
18041220	3/4	1-1/4	
18041612	1	3/4	---
18041616	1	1	---
18041620	1	1-1/4	---
18041624	1	1-1/2	---
18042016	1-1/4	1	---
18042020	1-1/4	1-1/4	---
18042024	1-1/4	1-1/2	---
18042420	1-1/2	1-1/4	---
18042424	1-1/2	1-1/2	---
18043232	2	2	---

6842

SPLIT FLANGE PLUG - CODE 61



3000 PSI

PART #	FLANGE SIZE	LIST PRICE
196112	3/4	---
196116	1	---
196120	1-1/4	---
196124	1-1/2	---
196132	2	---

6861P

SPLIT FLANGE PLUG
CODE 62



6862P

6000 PSI

PART #	FLANGE SIZE	LIST PRICE
196212	3/4	---
196216	1	---
196220	1-1/4	---
196224	1-1/2	---
196232	2	---

6862P

SPLIT FLANGE KIT
CODE 61



3000 PSI

SFK

PART #	FLANGE SIZE	FLANGE HEAD DIA.	LIST PRICE
190112	3/4	1.50	---
190116	1	1.75	---
190120	1-1/4	2.00	---
190124	1-1/2	2.38	---
190132	2	2.81	---

SPLIT FLANGE KIT
CODE 62



SFXK

6000 PSI

PART #	FLANGE SIZE	FLANGE HEAD DIAMETER	LIST PRICE
190212	3/4	1.63	---
190216	1	1.88	---
190220	1-1/4	2.12	---
190224	1-1/2	2.50	---
190232	2	3.12	---

FLANGE ADAPTERS
HYDRAULIC ADAPTERS

SPLIT FLANGE HALF
CODE 61



SF — 3000 PSI

PART #	FLANGE SIZE	FLANGE HEAD DIAMETER	LIST PRICE
206112	3/4	1.50	---
206116	1	1.75	---
206120	1-1/4	2.00	---
206124	1-1/2	2.38	---
206132	2	2.81	---

SPLIT FLANGE HALF
CODE 62



SFX — 6000 PSI

PART #	FLANGE SIZE	FLANGE HEAD DIAMETER	LIST PRICE
206212	3/4	1.63	---
206216	1	1.88	---
206220	1-1/4	2.12	---
206224	1-1/2	2.50	---
206232	2	3.12	---

PIPE THREAD FLANGE PAD
CODE 61



W43 — 3000 PSI

PART #	PIPE SIZE	LIST PRICE
226188	1/2	---
22611212	3/4	---
22611616	1	---
22612020	1-1/4	---
22612424	1-1/2	---
22613232	2	---

PIPE THREAD FLANGE PAD
CODE 62



W44 — 6000 PSI

PART #	PIPE SIZE	LIST PRICE
22621212	3/4	---
22621616	1	---
22622020	1-1/4	---
22622424	1-1/2	---
22623232	2	---

O-RING FLANGE PAD
CODE 61



W46 — 3000 PSI

PART #	O-RING TUBE SIZE	PAD SIZE	LIST PRICE
23611212	3/4	3/4	---
23611616	1	1	---
23612020	1-1/4	1-1/4	---
23612424	1-1/2	1-1/2	---

O-RING FLANGE PAD
CODE 62



W48 — 6000 PSI

PART #	O-RING TUBE SIZE	PAD SIZE	LIST PRICE
23621212	3/4	3/4	---
23621616	1	1	---
23622020	1-1/4	1-1/4	---
23622424	1-1/2	1-1/2	---

STAINLESS STEEL ADAPTERS

PIPE SWIVELS



JIC FITTINGS



BULKHEAD FITTINGS



PIPE FITTINGS



SAE O-RING BOSS



JIC FEMALE SWIVELS



HOSE CRIMP FITTINGS



ALL MALE THREADS SHIPPED WITH PROTECTIVE COVER



TECHNICAL INFORMATION
316 STAINLESS STEEL ADAPTERS

PRESSURE RATINGS

The hydraulic tube fittings represented by Stainless Adapters Inc. conform to the performance requirements specified in SAE J514, SAE J518, SAE J1453, SAE J1926/ISO 11926 and related standards.

The working pressure ratings listed below are based on a 4:1 design factor for minimum burst. As specified in SAE J514, these are dynamic pressure ratings and the fittings are capable of passing a cyclic endurance (impulse) test for one million cycles at 133 % of the corresponding working pressure.

The rated working pressure for any fitting is based on the lowest pressure rated fitting end. For example, a fitting may include one -4 (1/4") male 37-degree tube end and one -6 (3/8") male pipe end. From the tables below, the rated working pressure for the -4 male 37-degree tube end is 34.5 MPa (5,000 psi) and the rated working pressure of the -6 (3/8") male pipe end is 21 MPa (3,000 psi). The rated working pressure of the fitting would be 21 MPa (3,000 psi).

For proper performance, the design of any hydraulic system should take into consideration the rated working pressures for each of the components of the system, including standard ratings for hose and tubing components and assemblies. For any application, testing should be performed to assure safe and satisfactory performance.

Pressure Ratings for Fittings With NPTF Pipe Threads and Adapter Unions							
Nominal Pipe Size		Thread Size		Working Pressures			
Nom SAE Dash Size	Nom Inch Pipe O.D.	Dryseal Pipe Thread (NPTF[1]) Male and Femail	Straight Pipe Thread (NPSM[2]) Female Swivels	Fittings with NPTF Pipe Threads		Adapter Unions	
				MPa	PSI	MPa	PSI
-2	1/8	1/8-27	1/8-27	34.5	5,000	34.5	5,000
-4	1/4	1/4-18	1/4-18	27.5	4,000	34.5	5,000
-6	3/8	3/8-18	3/8-18	21	3,000	27.6	4,000
-8	1/2	1/2-14	1/2-14	21	3,000	24.1	3,500
-12	3/4	3/4-14	3/4-14	17	2,500	15.5	2,250
-16	1	1-11-1/2	1-11-1/2	14	2,000	13.8	2,000
-20	1-1/4	1-1/4-11-1/2	1-1/4-11-1/2	8	1,150	11.2	1,625
-24	1-1/2	1-1/2-11-1/2	1-1/2-11-1/2	7	1,000	8.6	1,250
-32	2	2-11-1/2	2-11-1/2	7	1,000	7.8	1,125

1. Dryseal American Standard Taper Pipe Thread
2. American Standard Straight Pipe Thread for Mechanical Joints

Temperature Rating		
Material	Identify	Max. Temperature °F (°C)
316 Stainless Steel	SS	1000(537)
Brass	B	400(204)
Carbon Steel	C	375(190)

PRESSURE RATINGS

37° Flare SAEJ514

Allowable Working Pressure Ratings (Capable of 4 to 1 Min. Burst)

Nom.SAE Dash Size	Nom.Tube O.D. Inches	37° Flare Straight Thread	Nom.Pipe Size	SAE St. Threads Union & Bulkhead (psi)	Fittings with Pipe Threads (psi)
2	1/8	5/16" - 24	1/8"	5000	5000
3	3/16	3/8" - 24	1/8"	5000	5000
4	1/4	7/16" - 20	1/8"	5000	5000
5	5/16	1/2" - 20	1/8"	5000	5000
6	3/8	9/16" - 18	1/4"	5000	5000
8	1/2	3/4" - 16	3/8"	4500	4000
10	5/8	7/8" - 14	1/2"	3500	3000
12	3/4	1-1/16" - 12	3/4"	3500	3000
14	7/8	1-3/8" - 12	3/4"	3000	2500
16	1	1-5/16" - 12	1"	3000	2000
20	1-1/4	1-5/8" - 12	1-1/4"	2500	1150
24	1-1/2	1-7/8" - 12	1-1/2"	2000	1000
32	2	2-1/2" - 12	2"	1500	1000

JIC Threads conform to SAE J514 specifications

NPT

Size Designator	NPT Size	316 Stainless Steel			
		Male		Female	
		psig	bar	psig	bar
1	1/16	11000	757	6700	461
2	1/8	10000	689	6500	447
4	1/4	8000	551	6600	454
6	3/8	7800	537	5300	365
8	1/2	7700	530	4900	337
12	3/4	7300	502	4600	316
16	1	5300	365	4400	303
20	1-1/4	6000	415	5000	344
24	1-1/2	5000	344	4600	316
32	2	3900	268	3900	268

NPT Threads meet the requirements of ASME/ANSIB.1.20.1

FEMALE PIPE SWIVELS

316 STAINLESS STEEL ADAPTERS

MALE NPT X FEMALE NPSM SWIVEL



PART #	(A) MNPT SIZE	(B) FNPT SIZE	(A) MNPT THREAD	(B) FNPT THREAD	(L)	LIST PRICE
SS1404-04-04	1/4	1/4	1/4-18	1/4-18	1.440	---
SS1404-04-06	1/4	3/8	1/4-18	3/8-18		
SS1404-06-06	3/8	3/8	3/8-18	3/8-18	1.560	---
SS1404-06-08	3/8	1/2	3/8-18	1/2-14		--
SS1404-08-08	1/2	1/2	1/2-14	1/2-14	1.940	---
SS1404-12-12	3/4	3/4	3/4-14	3/4-14	2.060	---
SS1404-16-16	1	1	1-11 1/2	1-11 1/2	2.380	---

SSP: PSX-XC / PARKER: 0107-X-X-SS / AEROQUIP: 259-2045-X-X

FEMALE NPT X FEMALE NPSM SWIVEL



PART	(A) FNPT SIZE	(B) FNPT SIZE	(A) FNPT THREAD	(B) FNPT THREAD	(L)	LIST PRICE
SS1405-04-04	1/4	1/4	1/4-18	1/4-18	1.440	---
SS1405-06-06	3/8	3/8	3/8-18	3/8-18	1.560	---
SS1405-08-08	1/2	1/2	1/2-14	1/2-14	1.830	---
SS1405-12-12	3/4	3/4	3/4-14	3/4-14	1.960	---
SS1405-16-16	1	1	1-11 1/2	1-11 1/2	2.300	---

SSP: PSX-XFC / PARKER: 0207-X-X-SS / AEROQUIP: 259-2046-X-X

JIC 37°
316 STAINLESS STEEL ADAPTERS

JIC TUBE SLEEVE



PART	(A) SIZE	(L)	LIST PRICE
SS319-04	1/4	.409	----
SS319-06	3/8	.500	---
SS319-08	1/2	.559	---
SS319-10	5/8	.661	---
SS319-12	3/4	.681	---
SS319-16	1	.779	---
SS319-20	1-1/4	.910	---
SS319-24	1-1/2	1.12	---
SS319-32	2	1.19	---

SSP: JXS / PARKER: XTX-SS / AEROQUIP: 259-900605-X

JIC TUBE NUT



PART	(A) FJIC SIZE	(A) THREAD	HEX	(L)	LIST PRICE
SS318-04	1/4	7/16-20	9/16	.622	---
SS318-06	3/8	9/16-18	11/16	.728	---
SS318-08	1/2	3/4-16	7/8	.850	---
SS318-10	5/8	7/8-14	1	.980	---
SS318-12	3/4	1-1/16-12	1-1/4	1.031	---
SS318-16	1	1-5/16-12	1-1/2	1.129	---
SS318-20	1-1/4	1-5/8-12	2	1.23	---
SS318-24	1-1/2	1-7/8-12	2-1/4	1.42	---
SS318-32	2	2-1/2-12	2-7/8	1.75	---

SSP: JXN / PARKER: XBTX-SS / AEROQUIP: 259-1290-X

JIC CAP



PART	(A) FJIC SIZE	(A) THREAD	HEX	(L) LENGTH	LIST PRICE
SS304-C-04	1/4	7/16-20	9/16	.594	---
SS304-C-06	3/8	9/16-18	11/16	.625	---
SS304-C-08	1/2	3/4-16	7/8	.748	---
SS304-C-10	5/8	7/8-14	1	.842	---
SS304-C-12	3/4	1-1/16-12	1-1/4	.905	---
SS304-C-16	1	1-5/16-12	1-1/2	1.015	---

SSP: AJXZ / PARKER: X FNTX-SS / AEROQUIP: 259-210292-X

STRAIGHTS JIC FLARE 37°

316 STAINLESS STEEL ADAPTERS

MALE JIC UNION





PART	(A) MJIC SIZE	(B) MJIC SIZE	(A) MJIC THREAD	(B) MJIC THREAD	(L)	LIST PRICE
SS2403-04-04	1/4	1/4	7/16-20	7/16-20	1.370	---
SS2403-05-05	5/16	5/16	1/2-20	1/2-20	1.37	---
SS2403-06-04	3/8	1/4	9/16-18	7/16-20	1.401	---
SS2403-06-06	3/8	3/8	9/16-18	9/16-18	1.409	---
SS2403-08-04	1/2	1/4	3/4-16	7/16-20	1.511	---
SS2403-08-06	1/2	3/8	3/4-16	9/16-18	1.519	---
SS2403-08-08	1/2	1/2	3/4-16	3/4-16	1.618	---
SS2403-10-08	5/8	1/2	7/8-14	3/4-16	1.779	---
SS2403-10-10	5/8	5/8	7/8-14	7/8-14	1.881	---
SS2403-12-04	3/4	1/4	1-1/16-12	7/16-20	1.850	---
SS2403-12-06	3/4	3/8	1-1/16-12	9/16-18	1.850	---
SS2403-12-08	3/4	1/2	1-1/16-12	3/4-16	1.948	---
SS2403-12-12	3/4	3/4	1-1/16-12	1-1/16-12	2.161	---
SS2403-16-12	1	3/4	1-5/16-12	1-1/16-12	2.318	---
SS2403-16-16	1	1	1-5/16-12	1-5/16-12	2.251	---
SS2403-20-20	1-1/4	1-1/4	1-5/8-12	1-5/8-12	2.43	---

SSP: JX-XU / PARKER: HTX-SS / AEROQUIP: 259-2027-X-X

MALE JIC X MALE NPT ADAPTER



PART	(A) MJIC SIZE	(B) MNPT SIZE	(A) MJIC THREAD	(B) MNPT THREAD	(L)	LIST PRICE
SS2404-04-02	1/4	1/8	7/16-20	1/8-27	1.220	---
SS2404-04-04	1/4	1/4	7/16-20	1/4-18	1.421	---
SS2404-04-06	1/4	3/8	7/16-20	3/8-18	1.421	---
SS2404-04-08	1/4	1/2	7/16-20	1/2-14	1.681	---
SS2404-06-04	3/8	1/4	9/16-18	1/4-18	1.429	---
SS2404-06-06	3/8	3/8	9/16-18	3/8-18	1.440	---
SS2404-06-08	3/8	1/2	9/16-18	1/2-14	1.688	---
SS2404-08-04	1/2	1/4	3/4-16	1/4-18	1.519	---
SS2404-08-06	1/2	3/8	3/4-16	3/8-18	1.531	---
SS2404-08-08	1/2	1/2	3/4-16	1/2-14	1.712	---
SS2404-08-12	1/2	3/4	3/4-16	3/4-14	1.850	---
SS2404-08-16	1/2	1	3/4-16	1-11 1/2	2.050	---
SS2404-10-08	5/8	1/2	7/8-14	1/2-14	1.889	---
SS2404-12-08	3/4	1/2	1-1/16-12	1/2-14	2.059	---
SS2404-12-12	3/4	3/4	1-1/16-12	3/4-14	2.059	---
SS2404-12-16	3/4	1	1-1/16-12	1-11 1/2	2.250	---
SS2404-16-08	1	1/2	1-5/16-12	1/2-14	2.100	---
SS2404-16-12	1	3/4	1-5/16-12	3/4-14	2.110	---
SS2404-16-16	1	1	1-5/16-12	1-11 1/2	2.299	---
SS2404-24-24	1-1/2	1-1/2	1-7/8-12	1-1/2-11-1/2	2.680	---
SS2404-32-32	2	2	2-1/2-12	2-11-1/2	3.110	---

SWAGELOK: SS-X-AN-1-X / SSP: JXC / PARKER: X FTX-SS / AEROQUIP 259-2021-X-X

MALE JIC X FEMALE NPT ADAPTER





PART	(A) MJIC SIZE	(B) FNPT SIZE	(A) MJIC THREAD	(B) FNPT THREAD	(L)	LIST PRICE
SS2405-04-04	1/4	1/4	7/16-20	1/4-18	1.389	---
SS2405-06-04	3/8	1/4	9/16-18	1/4-18	1.409	---
SS2405-06-06	3/8	3/8	9/16-18	3/8-18	1.470	---
SS2405-08-08	1/2	1/2	3/4-16	1/2-14	1.790	---
SS2405-12-12	3/4	3/4	1-1/16-12	3/4-14	2.059	---
SS2405-16-16	1	1	1-5/16-12	1-11 1/2	2.350	---
SS2405-20-20	1-1/4	1-1/4	1-5/8-12	1-1/4-11-1/2	2.470	---

SSP: JX-XFC / PARKER: XXGTX-SS / AEROQUIP: 259-2022-X-X

JIC FLARE 37°

316 STAINLESS STEEL ADAPTERS

FEMALE JIC X MALE JIC (REDUCER-EXPANDER)



PART	(A) FJIC SIZE	(B) MJIC SIZE	(A) FJIC THREAD	(B) MJIC THREAD	(L)	LIST PRICE
SS2406-06-04	3/8	1/4	9/16-18	7/16-20	1.118	---
SS2406-08-04	1/2	1/4	3/4-16	7/16-20	1.448	---
SS2406-08-06	1/2	3/8	3/4-16	9/16-18	1.311	---
SS2406-10-08	5/8	1/2	7/8-14	3/4-16	1.409	---
SS2406-12-04	3/4	1/4	1-1/16-12	7/16-20	1.500	---
SS2406-12-06	3/4	3/8	1-1/16-12	9/16-18	1.480	---
SS2406-12-08	3/4	1/2	1-1/16-12	3/4-16	1.559	---
SS2406-16-04	1	1/4	1-5/16-12	7/16-20	1.570	---
SS2406-16-06	1	3/8	1-5/16-12	9/16-18	1.578	---
SS2406-16-08	1	1/2	1-5/16-12	3/4-16	1.669	---
SS2406-16-12	1	3/4	1-5/16-12	1-1/16-12	1.877	---

SSP: PSX-XFC / PARKER: 0207-X-X-SS / AEROQUIP: 259-2046-X-X

JIC PLUG



PART	(A) MJIC SIZE	(A) MJIC THREAD	HEX	(L)	LIST PRICE
SS2408-04	1/4	7/16-20	1/2	.799	---
SS2408-06	3/8	9/16-18	5/8	.838	---
SS2408-08	1/2	3/4-16	13/16	.940	---
SS2408-10	5/8	7/8-14	15/16	1.098	---
SS2408-12	3/4	1-1/16-12	1-1/8	1.279	---
SS2408-16	1	1-5/16-12	1-3/8	1.330	---
SS2408-20	1-1/4	1-5/8-12	1-11/16	1.450	---

SSP: JXP / PARKER: XRNTX-SS / AEROQUIP: 259-900599-X

JIC UNION ELBOW



PART	(A) MJIC SIZE	(B) MJIC SIZE	(A) MJIC THREAD	(B) MJIC THREAD	LIST PRICE
SS2500-06-06	3/8	3/8	9/16-18	9/16-18	---

MALE JIC X MALE PIPE ELBOW



PART	MJIC SIZE	MNPT SIZE	LIST PRICE
SS2501-04-02	1/4	1/8	---
SS2501-04-04	1/4	1/4	---
SS2501-04-06	1/4	3/8	---
SS2501-06-04	3/8	1/4	---
SS2501-06-06	3/8	3/8	---
SS2501-08-08	1/2	1/2	---
SS2501-12-12	3/4	3/4	---
SS2501-16-16	1	1	---

JIC FLARE 37°
316 STAINLESS STEEL ADAPTERS

MALE JIC X FEMALE PIPE ELBOW



PART	JIC TUBE SIZE 1	FEMALE PIPE SIZE 2	LIST PRICE
SS2502-04-04	1/4	1/4	---
SS2502-06-06	3/8	3/8	---
SS2502-08-04	1/2	1/4	---
SS2502-08-06	1/2	3/8	---
SS2502-08-08	1/2	1/2	---
SS2502-10-08	5/8	1/2	---
SS2502-12-12	3/4	3/4	
SS2502-16-12	1	3/4	
SS2502-16-16	1	1	

MALE JIC X MALE PIPE 45



PART	JIC TUBE SIZE 1	MALE PIPE SIZE 2	LIST PRICE
SS250342	1/4	1/4	---
SS2503-04-04	1/4	1/4	---
SS2503-06-04	3/8	1/4	---
SS2503-06-06	3/8	3/8	---
SS25030608	3/8	1/2	---
SS250384	1/2	1/4	---
SS2503-08-08	1/2	1/2	
SS2503-10-08	5/8	1/2	
SS2503-12-12	3/4	3/4	
SS25031612	1	3/4	
SS2503-16-16	1	1	

JIC BULKHEAD TEE



PART	JIC TUBE SIZE 1	MALE PIPE SIZE 2	MALE PIPE SIZE 3	LIST PRICE
SS2603-04-04-04	1/4	1/4	1/4	---
SS2603-06-06-06	3/8	3/8	3/8	---
SS2603-08-08-08	1/2	1/2	1/2	---
SS2603-12-12-12	3/4	3/4	3/4	---
SS2603-16-16-16	1	1	1	---

MALE JIC RUN TEE



PART	JIC TUBE SIZE 1	MALE PIPE SIZE 2	JIC TUBE SIZE 3	LIST PRICE
SS2605-06-04-06	3/8	1/4	3/8	---

BULKHEAD FITTINGS
316 STAINLESS STEEL ADAPTERS

JIC BULKHEAD NUT



PART	(A) BN SIZE	(A) THREAD	HEX	(L)	LIST PRICE
SS306-04	1/4	7/16-20	11/16	.279	---
SS306-06	3/8	9/16-18	13/16	.271	---
SS306-08	1/2	3/4-16	1	.311	---
SS306-10	5/8	7/8-14	1-1/8	.358	---
SS306-12	3/4	1-1/16-12	1-3/8	.409	---
SS306-16	1	1-5/16-12	1-5/8	.409	---

SSP: XBN / PARKER: XWLN-SS / AEROQUIP: 259-210212-X-X

MALE JIC BULKHEAD UNION



PART	(A) MJIC SIZE	(B) MJIC SIZE	(A) MJIC THREAD	(B) MJIC THREAD	(L)	LIST PRICE
SS2700-04-04	1/4	1/4	7/16-20	7/16-20	2.070	---
SS2700-06-06	3/8	3/8	9/16-18	9/16-18	2.181	---
SS2700-08-08	1/2	1/2	3/4-16	3/4-16	2.440	---
SS2700-12-12	3/4	3/4	1-1/16-12	1-1/16-12	3.090	---
SS2700-16-16	1	1	1-5/16-12	1-5/16-12	3.141	---

SSP: JXBU / PARKER: XWTX-SS / AEROQUIP: 259-2041-X-X

MALE JIC BULKHEAD 90



PART	(A) MJIC SIZE	(B) MJIC SIZE	(A) MJIC THREAD	(B) MJIC THREAD	LIST PRICE
SS2701-04-04	1/4	1/4	7/16-20	7/16-20	---

FEMALE NPT X MALE JIC BULKHEAD CONNECTOR



PART	(A) FNPT SIZE	(B) MJIC SIZE	(A) FNPT THREAD	(B) MJIC THREAD	(L)	LIST PRICE
SS2705-04-04	1/4	1/4	1/4-18	7/16-20	2.078	---
SS2705-06-06	3/8	3/8	3/8-18	9/16-18	2.220	---
SS2705-08-08	1/2	1/2	1/2-14	3/4-16	2.610	---
SS2705-12-12	3/4	3/4	3/4-14	1-1/16-12	2.992	---
SS2705-16-16	1	1	1-11 1/2	1-5/16-12	3.228	---

SSP: JX-XBFC / PARKER: X-XWGTX-SS / AEROQUIP: 259-2239-X-X

PIPE FITTINGS
316 STAINLESS STEEL ADAPTERS

FEMALE PIPE BULKHEAD UNION



PART	(A) FNPT SIZE	(B) FNPT SIZE	(A) FNPT THREAD	(B) FNPT THREAD	(L)	LIST PRICE
SS2707-04-04	1/4	1/4	1/4-18	1/4-18	1.500	---
SS2707-06-06	3/8	3/8	3/8-18	3/8-18	1.311	---
SS2707-08-08	1/2	1/2	1/2-14	1/2-14	1.500	---

SSP: AXAC

HEX PIPE COUPLING



PART	(A) FNPT SIZE	(B) FNPT SIZE	(A) FNPT THREAD	(B) FNPT THREAD	(L)	LIST PRICE
SS5000-02-02	1/8	1/8	1/8-27	1/8-27	.748	---
SS5000-04-04	1/4	1/4	1/4-18	1/4-18	1.129	---
SS5000-06-04	3/8	1/4	3/8-18	1/4-18	1.129	---
SS5000-06-06	3/8	3/8	3/8-18	3/8-18	1.129	---
SS5000-08-06	1/2	3/8	1/2-14	3/8-18	1.500	---
SS5000-08-08	1/2	1/2	1/2-14	1/2-14	1.500	---
SS5000-12-12	3/4	3/4	3/4-14	3/4-14	1.531	---
SS5000-16-08	1	1/2	1-11 1/2	1/2-14	1.889	---
SS5000-16-12	1	3/4	1-11 1/2	3/4-14	1.889	---
SS5000-16-16	1	1	1-11 1/2	1-11 1/2	1.889	---

SWAGELOK: SS-XHGG-X / SSP: XHC / PARKER: XGG-SS / AEROQUIP: 259-2096-X-X

HEX PIPE NIPPLE



PART	(A) MNPT SIZE	(B) MNPT SIZE	(A) MNPT THREAD	(B) MNPT THREAD	L	LIST PRICE
SS5404-02-02	1/8	1/8	1/8-27	1/8-27	1.059	---
SS5404-04-02	1/4	1/8	1/4-18	1/8-27	1.259	---
SS5404-04-04	1/4	1/4	1/4-18	1/4-18	1.448	---
SS5404-06-04	3/8	1/4	3/8-18	1/4-18	1.448	---
SS5404-06-06	3/8	3/8	3/8-18	3/8-18	1.448	---
SS5404-08-04	1/2	1/4	1/2-14	1/4-18	1.700	---
SS5404-08-06	1/2	3/8	1/2-14	3/8-18	1.700	---
SS5404-08-08	1/2	1/2	1/2-14	1/2-14	1.889	---
SS5404-12-04	3/4	1/4	3/4-14	1/4-18	1.771	---
SS5404-12-06	3/4	3/8	3/4-14	3/8-18	1.771	---
SS5404-12-08	3/4	1/2	3/4-14	1/2-14	1.960	---
SS5404-12-12	3/4	3/4	3/4-14	3/4-14	1.960	---
SS5404-16-08	1	1/2	1-11 1/2	1/2-14	2.090	---
SS5404-16-12	1	3/4	1-11 1/2	3/4-14	2.149	---
SS5404-16-16	1	1	1-11 1/2	1-11 1/2	2.338	---

SWAGELOK: SS-X-HN-X / SSP: XHN / PARKER: X-XFF-SS / AEROQUIP: 259-2083-X-X

PIPE NIPPLE



PART	(A) MNPT SIZE	(A) MNPT THREAD	(L)	LIST PRICE
SSCN-04	1/4	1/4-18	1.120	---
SSCN-06	3/8	3/8-18	1.125	---
SSCN-08	1/2	1/2-14	1.507	---
SSCN-12	3/4	3/4-14	1.500	---
SSCN-16	1	1-11 1/2	1.880	---
SSCN-20	1-1/4	1-1/4-11-1/2		---

SWAGELOK: SS-X-CN / PARKER: X-X MCN-SS / AEROQUIP: 259-2083-X-X

PIPE FITTINGS
316 STAINLESS STEEL ADAPTERS

MALE NPT X FEMALE NPT EXPANDER



PART	(A) MNPT SIZE	(B) FNPT SIZE	(A) MNPT THREAD	(B) FNPT THREAD	(L)	LIST PRICE
SS5405-02-02	1/8	1/8	1/8-27	1/8-27	1.039	---
SS5405-02-04	1/8	1/4	1/8-27	1/4-18	1.208	---
SS5405-04-02	1/4	1/8	1/4-18	1/8-27	1.390	---
SS5405-04-04	1/4	1/4	1/4-18	1/4-18	1.389	---
SS5405-04-06	1/4	3/8	1/4-18	3/8-18	1.440	---
SS5405-04-08	1/4	1/2	1/4-18	1/2-14	1.681	---
SS5405-06-06	3/8	3/8	3/8-18	3/8-18	1.440	---
SS5405-06-08	3/8	1/2	3/8-18	1/2-14	1.681	---
SS5405-06-12	3/8	1/2	3/8-18	3/4-14	1.740	---
SS5405-08-08	1/2	1/2	1/2-14	1/2-14	1.870	---
SS5405-08-12	1/2	3/4	1/2-14	3/4-14	1.929	---
SS5405-08-16	1/2	1	1/2-14	1-11 1/2	2.181	---
SS5405-12-12	3/4	3/4	3/4-14	3/4-14	1.929	---
SS5405-12-16	3/4	1	3/4-14	1-11 1/2	2.181	---
SS5405-16-16	1	1	1-11 1/2	1-11 1/2	2.370	---

SWAGELOK: SS-X-RA-X / SSP: XXXRA / PARKER: X-XFG-SS / AEROQUIP: 259-2040-X-X

MALE NPT X FEMALE NPT BUSHING/ REDUCER



PART	(A) MNPT SIZE	(B) FNPT SIZE	(A) MNPT THREAD	(B) FNPT THREAD	(L)	LIST PRICE
SS5406-04-02	1/4	1/8	1/4-18	1/8-27	.850	---
SS5406-06-04	3/8	1/4	3/8-18	1/4-18	.850	---
SS5406-08-04	1/2	1/4	1/2-14	1/4-18	1.098	---
SS5406-08-06	1/2	3/8	1/2-14	3/8-18	1.098	---
SS5406-12-04	3/4	1/4	3/4-14	1/4-18	1.169	---
SS5406-12-06	3/4	3/8	3/4-14	3/8-18	1.169	---
SS5406-12-08	3/4	1/2	3/4-14	1/2-14	1.169	---
SS5406-16-04	1	1/4	1-11 1/2	1/4-18	.940	---
SS5406-16-06	1	3/8	1-11 1/2	3/8-18	.940	---
SS5406-16-08	1	1/2	1-11 1/2	1/2-14	.940	---
SS5406-16-12	1	3/4	1-11 1/2	3/4-14	.940	---
SS5406-20-12	1-1/4	3/4	1-1/4-11 1/2	3/4-14	1.47	---
SS5406-20-16	1-1/4	1	1-1/4-11 1/2	1-11-1/2	1.47	---

SWAGELOK: SS-XRB-X / SSP: XXXRA / PARKER: XXXPTR-SS / AEROQUIP: 259-2081-X-X

HEX PIPE PLUG





PART	(A) MNPT SIZE	(A) MNPT THREAD	HEX SIZE	(L)	LIST PRICE
SS5406-P-02	1/8	1/8-27	7/16	.627	---
SS5406-P-04	1/4	1/4-18	9/16	.751	---
SS5406-P-06	3/8	3/8-18	11/16	.779	---
SS5406-P-08	1/2	1/2-14	7/8	1.118	---
SS5406-P-12	3/4	3/4-14	1-1/8	1.169	---
SS5406-P-16	1	1-11 1/2	1-3/8	1.397	---

SWAGELOK: SS-X-P / SSP: XXXRA /
PARKER: X-HHP-SS / AEROQUIP: 259-2082-X

HOLLOW HEX PIPE PLUG





PART	(A) MNPT SIZE	(A) MNPT THREAD	HEX SIZE	(L)	LIST PRICE
SS5406-HHP-04	1/4	1/4-18	1/4	.460	---
SS5406-HHP-06	3/8	3/8-18	5/16	.460	---
SS5406-HHP-08	1/2	1/2-14	3/8	.610	---
SS5406-HHP-12	3/4	3/4-14	9/16	.618	---
SS5406-HHP-16	1	1-11 1/2	5/8	.771	---

SWAGELOK: SS-X-HP / SSP: XCP /
PARKER: X-HP-SS / AEROQUIP: 259-2222-X

PIPE FITTINGS
316 STAINLESS STEEL ADAPTERS

HEX PIPE CAP



PART	(A) FNPT SIZE	(A) FNPT THREAD	HEX	(L)	LIST PRICE
SS5406-C-04	1/4	1/4-18	3/4	.811	---
SS5406-C-06	3/8	3/8-18	7/8	.811	---
SS5406-C-08	1/2	1/2-14	1	1.000	---
SS5406-C-12	3/4	3/4-14	1-5/16	1.129	---
SS5406-C-16	1	1-11 1/2	1-5/8	1.500	---

SWAGELOK: SS-X-C / SSP: XMM / PARKER: XCR-SS / AEROQUIP: 259-2085-X-X

MALE PIPE ELBOW 90°



PART	(A) MNPT SIZE	(B) MNPT SIZE	(A) MNPT THREAD	(B) MNPT THREAD	(L)	LIST PRICE
SS5500-02-02	1/8	1/8	1/8-27	1/8-27	.748	---
SS5500-04-04	1/4	1/4	1/4-18	1/4-18	1.129	---
SS5500-06-06	3/8	3/8	3/8-18	3/8-18	1.129	---
SS5500-08-08	1/2	1/2	1/2-14	1/2-14	1.129	---
SS5500-12-12	3/4	3/4	3/4-14	3/4-14	1.500	----
SS5500-16-16	1	1	1-11 1/2	1-11 1/2	1.500	---

SWAGELOK: SS-X-ME / SSP: XMM / PARKER: XCR-SS / AEROQUIP: 259-2085-X-X

MALE NPT X FEMALE NPT STREET ELBOW 90°



PART	(A) MNPT SIZE	(B) FNPT SIZE	(A) MNPT THREAD	(B) FNPT THREAD	LIST PRICE
SS5502-02-02	1/8	1/8	1/8-27	1/8-27	---
SS5502-04-04	1/4	1/4	1/4-18	1/4-18	---
SS5502-06-06	3/8	3/8	3/8-18	3/8-18	---
SS5502-08-08	1/2	1/2	1/2-14	1/2-14	---
SS5502-12-12	3/4	3/4	3/4-14	3/4-14	---
SS5502-16-16	1	1	1-11 1/2	1-11 1/2	---

SWAGELOK: SS-X-ME / SSP: XMM / PARKER: XCR-SS / AEROQUIP: 259-2085-X-X

MALE NPT X FEMALE NPT STREET ELBOW 45°



PART	(A) MNPT SIZE	(B) FNPT SIZE	(A) MNPT THREAD	(B) FNPT THREAD	LIST PRICE
SS5503-04-04	1/4	1/4	1/4-18	1/4-18	---

PIPE FITTINGS
316 STAINLESS STEEL ADAPTERS

FEMALE PIPE ELBOW 90°



PART	(A) FNPT SIZE	(B) FNPT SIZE	(A) FNPT THREAD	(B) FNPT THREAD	LIST PRICE
SS5504-02-02	1/8	1/8	1/8-27	1/8-27	---
SS5504-04-04	1/4	1/4	1/4-18	1/4-18	---
SS5504-06-06	3/8	3/8	3/8-18	3/8-18	---
SS5504-08-08	1/2	1/2	1/2-14	1/2-14	---
SS5504-12-12	3/4	3/4	3/4-14	3/4-14	---
SS5504-16-16	1	1	1-11 1/2	1-11 1/2	---

SWAGELOK: SS-X-E / SSP: XFF / PARKER: XDD-SS / AEROQUIP: 259-2087-X-X

MALE PIPE TEE



PART	(A) MNPT SIZE	(B) MNPT SIZE	(C) MNPT SIZE	(A) MNPT THREAD	(B) MNPT THREAD	(C) MNPT THREAD	LIST PRICE
SS5600-02-02-02	1/8	1/8	1/8	1/8-27	1/8-27	1/8-27	---
SS5600-04-04-04	1/4	1/4	1/4	1/4-18	1/4-18	1/4-18	---
SS5600-06-06-06	3/8	3/8	3/8	3/8-18	3/8-18	3/8-18	---
SS5600-08-08-08	1/2	1/2	1/2	1/2-14	1/2-14	1/2-14	---
SS5600-12-12-12	3/4	3/4	3/4	3/4-14	3/4-14	3/4-14	---
SS5600-16-16-16	1	1	1	1-11 1/2	1-11 1/2	1-11 1/2	---

SWAGELOK: SS-X-MT / SSP: XMMM / PARKER: XRRS-SS / AEROQUIP: 259-2257-X-X

MALE RUN TEE



PART	(A) FNPT SIZE	(B) FNPT SIZE	(A) FNPT THREAD	(B) FNPT THREAD	LIST PRICE
SS5602-04-04-04	1/4	1/4	1/4-18	1/4-18	---
SS5602-08-08	1/2	1/2	1/2-14	1/2-14	---
SS5602-16-16	1	1	1-11 1/2	1-11 1/2	---

FEMALE PIPE TEE



PART	(A) FNPT SIZE	(B) FNPT SIZE	(C) FNPT SIZE	(A) FNPT THREAD	(B) FNPT THREAD	(C) FNPT THREAD	LIST PRICE
SS5605-02-02-02	1/8	1/8	1/8	1/8-27	1/8-27	1/8-27	---
SS5605-04-04-04	1/4	1/4	1/4	1/4-18	1/4-18	1/4-18	---
SS5605-06-06-06	3/8	3/8	3/8	3/8-18	3/8-18	3/8-18	---
SS5605-08-08-08	1/2	1/2	1/2	1/2-14	1/2-14	1/2-14	---
SS5605-12-12-12	3/4	3/4	3/4	3/4-14	3/4-14	3/4-14	---
SS5605-16-16-16	1	1	1	1-11 1/2	1-11 1/2	1-11 1/2	---

SWAGELOK: SS-X-T / SSP: XFF / PARKER: XMMO-SS / AEROQUIP: 259-2090-X-X

CROSS



PART	FNPT SIZE	FNPT SIZE	FNPT SIZE	FNPT SIZE	LIST PRICE
SS5652-04-04-04-04	1/4	1/4	1/4	1/4	---
SS5652-06-06-06-06	3/8	3/8	3/8	3/8	---

SAE O-RING BOSS (ORB)

316 STAINLESS STEEL ADAPTERS

MALE JIC X MALE SAE O-RING BOSS



PART	(A) MJIC SIZE	(B) MORB SIZE	(A) MJIC THREAD	(B) MORB THREAD	(L)	
SS6400-04-04	1/4	1/4	7/16-20	7/16-20	1.228	---
SS6400-04-06	1/4	3/8	7/16-20	9/16-18	1.291	---
SS6400-04-08	1/4	1/2	7/16-20	3/4-16	1.37	---
SS6400-06-05	3/8	5/16	9/16-18	1/2-20	1.27	---
SS6400-06-06	3/8	3/8	9/16-18	9/16-18	1.299	---
SS6400-06-08	3/8	1/2	9/16-18	3/4-16	1.377	---
SS6400-06-10	3/8	5/8	9/16-18	7/8-14	1.500	---
SS6400-08-06	1/2	3/8	3/4-16	9/16-18	1.440	---
SS6400-08-08	1/2	1/2	3/4-16	3/4-16	1.488	---
SS6400-08-10	1/2	5/8	3/4-16	7/8-14	1.598	---
SS6400-08-12	1/2	3/4	3/4-16	1-1/16-12	1.759	---
SS6400-12-08	3/4	1/2	1-1/16-12	3/4-16	1.940	---
SS6400-12-12	3/4	3/4	1-1/16-12	1-1/16-12	1.968	---
SS6400-12-16	3/4	1	1-1/16-12	1-5/16-12	1.988	---
SS6400-16-12	1	3/4	1-5/16-12	1-1/16-12	2.039	---
SS6400-16-16	1	1	1-5/16-12	1-5/16-12	2.039	---
SS6400-16-20	1	1-1/4	1-5/16-12	1-5/8-12	2.120	---
SS6400-20-20	1-1/4	1-1/4	1-5/8-12	1-5/8-12	2.170	---

SWAGELOK: SS-X-SAE-1-XAN / SSP: JXGC / PARKER: XF50X-SS / AEROQUIP: 259-202702-X-X

MALE SAE O-RING BOSS X FEMALE JIC SWIVEL



PART	(A) MORB SIZE	(B) FJIC SIZE	(A) MORB THREAD	(B) FJIC THREAD	(L)	
SS6402-04-04	1/4	1/4	7/16-20	7/16-20	1.625	---
SS6402-06-06	3/8	3/8	9/16-18	9/16-18	1.842	---
SS6402-08-08	1/2	1/2	3/4-16	3/4-16	2.078	---
SS6402-12-12	3/4	3/4	1-1/16-12	1-1/16-12	2.582	---
SS6402-16-16	1	1	1-5/16-12	1-5/16-12	2.807	---

SSP: JSX6C / PARKER: XF650X-SS / AEROQUIP: 259-2266-X-X

MALE SAE O-RING BOSS X FEMALE NPT



PART	(A) MORB SIZE	(B) FNPT SIZE	(A) MORB THREAD	(B) FNPT SIZE	(L)	LIST PRICE
SS6405-04-04	1/4	1/4	7/16-20	1/4-18	1.161	---
SS6405-06-04	3/8	1/4	9/16-18	1/4-18	1.090	---
SS6405-06-06	3/8	3/8	9/16-18	3/8-18	1.330	---
SS6405-08-08	1/2	1/2	3/4-16	1/2-14	1.468	---
SS6405-12-08	3/4	1/2	1-1/16-12	1/2-14	1.409	---
SS6405-12-12	3/4	3/4	1-1/16-12	3/4-14	1.590	---
SS6405-16-16	1	1	1-5/16-12	1-11 1/2	1.897	---

SWAGELOK: SS-X-SAE-7-X / SSP: XXXGCF / PARKER: XXX-F50G-SS / AEROQUIP: 259-2216-X-X

SAE O-RING BOSS (ORB)
316 STAINLESS STEEL ADAPTERS

MALE SAE O-RING BOSS HEX PLUG



PART	(A) MORB SIZE	(A) MORB THREAD	HEX	(L)	LIST PRICE
SS6408-04	1/4	7/16-20	9/16	.669	---
SS6408-06	3/8	9/16-18	11/16	.728	---
SS6408-08	1/2	3/4-16	7/8	.779	---
SS6408-10	5/8	7/8-14	1"	.929	---
SS6408-12	3/4	1-1/16-12	1-1/4	1.090	---
SS6408-16	1	1-5/16-12	1-1/2	1.118	---

SWAGELOK: SS-X-HPST / SSP: XCGP / PARKER: XHP50N-SS / AEROQUIP: 259-FF2138-X

MALE SAE O-RING BOSS HOLLOW HEX PLUG



PART	(A) MORB SIZE	(A) MORB THREAD	HEX SIZE	(L)	LIST PRICE
SS6408-HH-02	1/8	5/16-24	1/8	.401	---
SS6408-HH-04	1/4	7/16-20	3/16	.468	---
SS6408-HH-06	3/8	9/16-18	1/4	.500	---
SS6408-HH-08	1/2	3/4-16	5/16	.578	---
SS6408-HH-10	5/8	7/8-14	3/8	.649	---
SS6408-HH-12	3/4	1-1/16-12	9/16	.767	---
SS6408-HH-16	1	1-5/16-12	5/8	.767	---

SWAGELOK: SS-X-PST / SSP: XGP / PARKER: XP50N-SS / AEROQUIP: 259-900598-X

MALE JIC X FEMALE JIC 90



PART	JIC TUBE SIZE 1	JIC FEMALE SWIVEL SIZE 2	LIST PRICE
SS6500-04-04	1/4	1/4	---
SS6500-06-06	3/8	3/8	---
SS6500-08-08	1/2	1/2	---
SS6500-10-10	5/8	5/8	---
SS6500-12-12	3/4	3/4	---
SS6500-16-16	1	1	---
SS6500-20-20	1-1/4	1-1/4	

MALE PIPE X FEMALE JIC 90



PART	MNPT SIZE 1	JIC FEMALE SWIVEL SIZE 2	LIST PRICE
SS6501-04-04	1/4	1/4	---
SS6501-04-06	1/4	3/8	---

FEMALE JIC SWIVELS
316 STAINLESS STEEL ADAPTERS

MALE JIC X FEMALE JIC SWIVEL 45



PART	JIC TUBE SIZE 1	JIC FEMALE SWIVEL SIZE 2	LIST PRICE
SS6502-04-04	1/4	1/4	---
SS6502-06-06	3/8	3/8	---
SS6502-08-08	1/2	1/2	---
SS6502-10-10	5/8	5/8	---
SS6502-12-12	3/4	3/4	---
SS6502-16-16	1	1	---
SS6502-20-20	1-1/4	1-1/4	---

MALE NPT X FEMALE JIC SWIVEL



PART	(A) MNPT SIZE	(B) FJIC SIZE	(A) MNPT THREAD	(B) FJIC THREAD	(L)	LIST PRICE
SS6505-04-04	1/4	1/4	1/4-18	7/16-20	1.807	---
SS6505-06-06	3/8	3/8	3/8-18	9/16-18	1.952	---
SS6505-08-08	1/2	1/2	1/2-14	3/4-16	2.358	---
SS6505-12-12	3/4	3/4	3/4-14	1-1/16-12	2.668	---
SS6505-16-16	1	1	1-11 1/2	1-5/16-12	3.055	---

SWAGELOK: JSX-XC / PARKER: XXXF6X-SS / AEROQUIP: 259-2018-X-X

FEMALE NPT X FEMALE JIC SWIVEL



PART	(A) FNPT SIZE	(B) FJIC SIZE	(A) FNPT THREAD	(B) FJIC THREAD	(L)	LIST PRICE
SS6506-04-04	1/4	1/4	1/4-18	7/16-20	1.862	---
SS6506-06-06	3/8	3/8	3/8-18	9/16-18	2.011	---
SS6506-08-08	1/2	1/2	1/2-14	3/4-16	2.389	---
SS6506-12-12	3/4	3/4	3/4-14	1-1/16-12	2.673	---
SS6506-16-16	1	1	1-11 1/2	1-5/16-12	3.114	---

SWAGELOK: JSX-XFC / PARKER: X-XG6X-SS / AEROQUIP: 259-2242-X-X

FEMALE JIC SWIVEL X FEMALE JIC SWIVEL



PART	(A) FJIC SIZE	(B) FJIC SIZE	(A) FJIC THREAD	(B) FJIC THREAD	(L)	LIST PRICE
SS6565-04-04	1/4	1/4	7/16-20	7/16-20	1.862	---
SS6565-06-06	3/8	3/8	9/16-18	9/16-18	2.011	---
SS6565-08-08	1/2	1/2	3/4-16	3/4-16	2.389	---
SS6565-12-12	3/4	3/4	1-1/16-12	1-1/16-12	2.673	---

O-RING ADAPTERS

316 STAINLESS STEEL ADAPTERS

MALE JIC X MALE ORB ELBOW



PART	(A) FNPT SIZE	(B) FJIC SIZE	(A) FNPT THREAD	(B) FJIC THREAD	(L)	LIST PRICE
SS6801-04-04	1/4	1/4				---
SS6801-04-06	1/4	3/8				---
SS6801-04-08	1/4	1/2				---
SS6801-06-04	3/8	1/4				---
SS6801-06-06	3/8	3/8				---
SS6801-06-08	3/8	1/2				
SS6801-08-06	1/2	3/8				
SS6801-08-08	1/2	1/2				
SS6801-08-10	1/2	5/8				
SS6801-08-12	1/2	3/4				
SS6801-08-16	1/2	1				
SS6801-12-12	3/4	3/4				
SS6801-16-16	1	1				

JIC TO O-RING 45° ELBOW



PART	JIC TUBE SIZE 1	O-RING SIZE 2	LIST PRICE
SS6802-04-04	1/4	1/4	---
SS6802-06-06	3/8	3/8	---
SS6802-08-08	1/2	1/2	---
SS6802-12-12	3/4	3/4	---
SS6802-16-16	1	1	---

JIC TO O-RING BRANCH TEE



PART	JIC TUBE SIZE 1	O-RING SIZE 2	LIST PRICE
SS6803-06-06-06	3/8	3/8	---

WELD-ON FITTINGS

316 STAINLESS STEEL ADAPTERS

FEMALE JIC TO WELD-ON



PART	JIC TUBE SIZE 1	WELD-ON SIZE 2	LIST PRICE
SSWO-04FJ	1/4	1/4	---
SSWO-06FJ	3/8	3/8	---
SSWO-08FJ	1/2	1/2	---
SSWO-12FJ	3/4	3/4	---
SSWO-16FJ	1	1	---
SSWO-20FJ	1-1/4	1-1/4	---
SSWO-24FJ	1-1/2	1-1/2	---
SSWO-32FJ	2	2	---

MALE PIPE TO WELD-ON



PART	MALE PIPE SIZE 1	WELD-ON SIZE 2	LIST PRICE
SSWO-04MP	1/4	1/4	---
SSWO-06MP	3/8	3/8	---
SSWO-08MP	1/2	1/2	---
SSWO-12MP	3/4	3/4	---
SSWO-16MP	1	1	---
SSWO-20MP	1-1/4	1-1/4	---
SSWO-24MP	1-1/2	1-1/2	---
SSWO-32MP	2	2	---

43 SERIES CRIMP HOSE FITTINGS

316 STAINLESS STEEL ADAPTERS

STRAIGHT MALE NPT PIPE - RIGID



PART	HOSE DASH SIZE	HOSE I.D. (INCHES)	THREAD DASH SIZE	MNPT THREAD	LIST PRICE
SS43-04-04MP	-04	1/4	-04	1/4-18	---
SS43-04-06MP	-04	1/4	-06	3/8-18	---
SS43-06-04MP	-06	3/8	-04	1/4-18	---
SS43-06-06MP	-06	3/8	-06	3/8-18	---
SS43-08-08MP	-08	1/2	-08	1/2-14	---
SS43-10-08MP	-10	5/8	-08	1/2-14	---
SS43-12-12MP	-12	3/4	-12	3/4-14	---
SS43-16-16MP	-16	1	-16	1-11-1/2	---

PARKER: 10143-X-XC

STRAIGHT FEMALE JIC - SWIVEL



PART	HOSE DASH SIZE	HOSE I.D. (INCHES)	THREAD DASH SIZE	FJIC THREAD	LIST PRICE
SS43-04-04FJ	-04	1/4	-04	7/16-20	---
SS43-04-06FJ	-04	1/4	-06	9/16-18	---
SS43-06-04FJ	-06	3/8	-04	7-16-20	---
SS43-06-06FJ	-06	3/8	-06	9/16-18	---
SS43-06-08FJ	-06	3/8	-08	3/4-16	---
SS43-08-08FJ	-08	1/2	-08	3/4-16	---
SS43-08-10FJ	-08	1/2	-10	7/8-14	---
SS43-10-10FJ	-10	5/8	-10	7/8-14	
SS43-12-12FJ	-12	3/4	-12	1-1/16-12	
SS43-16-16FJ	-16	1	-16	1-5/16-12	

PARKER: 10643-X-XC

90 DEGREE FEMALE JIC - SWIVEL



PART	HOSE DASH SIZE	HOSE I.D. (INCHES)	THREAD DASH SIZE	FJIC THREAD	LIST PRICE
SS43-04-04FJ90	-04	1/4	-04	7/16-20	---
SS43-04-06FJ90	-04	1/4	-06	9/16-18	---
SS43-06-06FJ90	-06	3/8	-06	9/16-18	---
SS43-08-08FJ90	-08	1/2	-08	3/4-16	---
SS43-12-12FJ90	-12	3/4	-12	1-1/16-12	---
SS43-16-16FJ90	-16	1	-16	1-5/16-12	---

PARKER: 10143-X-XC

45 DEGREE FEMALE JIC - SWIVEL



PART	HOSE DASH SIZE	HOSE I.D. (INCHES)	THREAD DASH SIZE	FJIC THREAD	LIST PRICE
SS43-04-04FJ45	-04	1/4	-04	7/16-20	---
SS43-04-06FJ45	-04	1/4	-06	9/16-18	---
SS43-06-06FJ45	-06	3/8	-06	9/16-18	---
SS43-08-08FJ45	-08	1/2	-08	3/4-16	---
SS43-12-12FJ45	-12	3/4	-12	1-1/16-12	---

43 SERIES CRIMP HOSE FITTINGS
316 STAINLESS STEEL ADAPTERS

90 DEGREE FEMALE O-RING FACE SEAL



PART	HOSE SIZE	FORFS	LIST PRICE
SS43-04-04FORFS90	1/4	9/16-18	---
SS43-06-06FORFS90	3/8	11/16-16	---
SS43-12-12FORFS90	3/4	1-13/16-12	---

PARKER: IJ543-X-XC

LONG FEMALE O-RING FACE SEAL



PART	HOSE SIZE	FORFS	LIST PRICE
SS43-04-04FORFS-L	1/4	9/16-18	---
SS43-06-06FORFS-L	3/8	1-1/16-16	---
SS43-08-08FORFS-L	1/2	13/13-16	---
SS43-12-12FORFS-L	3/4	1-13/16-12	---

STRAIGHT FEMALE O-RING FACE SEAL



PART	HOSE SIZE	FORFS	LIST PRICE
SS43-06-06FORFS	3/8	1-1/16-16	---
SS43-08-08FORFS	1/2	13/13-16	---

PARKER: 1JC43-X-XC

STRAIGHT MALE O-RING FACE SEAL



PART	HOSE SIZE	MORFS	LIST PRICE
SS43-06-06MORFS	3/8	11/16-16	---

45 DEGREE FEMALE O-RING FACE SEAL



PART	HOSE SIZE	FORFS	LIST PRICE
SS43-08-08FORFS45	1/2	13/13-16	---

PARKER: IJ743-X-XC

STRAIGHT MALE O-RING BOSS



PART	HOSE SIZE	MORB	LIST PRICE
SS43-08-08RA	1/2	9/16-18	---

HY SERIES CRIMP HOSE FITTINGS

316 STAINLESS STEEL ADAPTERS

STRAIGHT MALE PIPE-RIGID



PART	HOSE SIZE	MALE NPT	LIST PRICE
SSHY-04-02MP	1/4	1/8	---
SSHY-04-04MP	1/4	1/4	---
SSHY-06-04MP	3/8	1/4	---
SSHY-06-06MP	3/8	3/8	---
SSHY-08-06MP	1/2	3/8	---
SSHY-08-08MP	1/2	1/2	---
SSHY-10-08MP	5/8	1/2	---
SSHY-12-08MP	3/4	1/2	---
SSHY-12-12MP	3/4	3/4	---
SSHY-16-16MP	1	1	---

STRAIGHT FEMALE JIC SWIVEL



PART	HOSE SIZE	FEMALE JIC	LIST PRICE
SSHY-04-04FJ	1/4	1/4	---
SSHY-04-06FJ	1/4	3/8	---
SSHY-06-04FJ	3/8	1/4	---
SSHY-06-06FJ	3/8	3/8	---
SSHY-06-08FJ	3/8	1/2	---
SSHY-08-08FJ	1/2	1/2	---
SSHY-08-10FJ	1/2	5/8	---
SSHY-10-10FJ	5/8	5/8	---
SSHY-12-12FJ	3/4	3/4	---
SSHY-16-16FJ	1	1	---

45 DEGREE FEMALE JIC SWIVEL



PART	HOSE SIZE	FEMALE JIC	LIST PRICE
SSHY-04-04FJ45	1/4	1/4	---

90 DEGREE FEMALE JIC SWIVEL



PART	HOSE SIZE	FEMALE JIC	LIST PRICE
SSHY-04-04FJ90	1/4	1/4	---
SSHY-04-06FJ90	1/4	3/8	---
SSHY-06-06FJ90	3/8	3/8	---
SSHY-06-08FJ90	3/8	1/2	---
SSHY-08-08FJ90	1/2	1/2	---
SSHY-12-12FJ90	3/4	3/4	---

STAINLESS STEEL FLARELESS BITE-TYPE

316 STAINLESS STEEL ADAPTERS

TUBE NUT



- Double Ferule bite-type
- Material 316SS
- Metal to Metal

PART #	TUBE O.D	THREAD SIZE	LIST PRICE
SSC3182	1/8	5/16-24	
SSC3184	1/4	7/16-20	
SSC3186	3/8	9/16-18	
SSC3188	1/2	3/4-16	
SSC31812	3/4	1-1/16-12	
SSC31816	1	1-5/16-12	

SLEEVE SET



▪ Front and Back sold as a set

PART #	TUBE O.D	LIST PRICE
SSC3202	1/8	
SSC3204	1/4	
SSC3206	3/8	
SSC3208	1/2	
SSC32012	3/4	
SSC32016	1	

TUBE UNION



PART #	TUBE SIZE	LIST PRICE
SSC240344	1/4	
SSC240366	3/8	
SSC240388	1/2	
SSC24031212	3/4	
SSC24031616	1	

• Reducers available upon request

SS = Stainless Steel (316)

MALE CONNECTOR



PART #	TUBE SIZE 1	MALE PIPE THREAD 2	LIST PRICE
SSC240442	1/4	1/8	
SSC240444	1/4	1/4	
SSC240448	1/4	1/2	
SSC240464	3/8	1/4	
SSC240466	3/8	3/8	
SSC240468	3/8	1/2	
SSC240488	1/2	1/2	
SSC24041212	3/4	3/4	
SSC24041616	1	1	

FEMALE CONNECTOR



PART #	TUBE O.D. 1	THREAD SIZE 2	LIST PRICE
SSC240542	1/4	1/8	
SSC240544	1/4	1/4	
SSC240562	3/8	1/8	
SSC240566	3/8	3/8	
SSC240568	3/8	1/2	
SSC240584	1/2	1/4	
SSC240586	1/2	3/8	
SSC240588	1/2	1/2	
SSC24051212	3/4	3/4	
SSC24051616	1	1	

UNION ELBOW



PART #	TUBE SIZE	LIST PRICE
SSC250022	1/8	
SSC250044	1/4	
SSC250066	3/8	
SSC250088	1/2	
SSC25001212	3/4	
SSC25001616	1	

WARNING: This product can expose you to chemicals, including Cobalt, which are known to the State of California to cause cancer. For more information, visit www.P65Warnings.ca.gov

STAINLESS STEEL FLARELESS BITE-TYPE

316 STAINLESS STEEL ADAPTERS

MALE ELBOW



PART #	TUBE SIZE 1	MALE PIPE SIZE 2	LIST PRICE
SSC250142	1/4	1/8	
SSC250144	1/4	1/4	
SSC250162	3/8	1/8	
SSC250164	3/8	1/4	
SSC250166	3/8	3/8	
SSC250168	3/8	1/2	
SSC250184	1/2	1/4	
SSC250186	1/2	3/8	
SSC250188	1/2	1/2	
SSC25011212	3/4	3/4	
SSC25011616	1	1	

FEMALE ELBOW



PART #	TUBE SIZE 1	FEMALE PIPE SIZE 2	LIST PRICE
SSC250244	1/4	1/4	
SSC250264	3/8	1/4	
SSC250266	3/8	3/8	
SSC250288	1/2	1/2	
SSC25021212	3/4	3/4	
SSC25021616	1	1	

MALE BRANCH TEE



PART #	TUBE SIZE 1&2	PIPE THREAD SIZE 3	LIST PRICE
SSC260122	1/8	1/8	
SSC260144	1/4	1/4	
SSC260164	3/8	1/4	
SSC260166	3/8	3/8	
SSC260188	1/2	1/2	

UNION TEE



PART #	TUBE SIZE	LIST PRICE
SSC260322	1/8	
SSC260344	1/4	
SSC260366	3/8	
SSC260388	1/2	
SSC26031212	3/4	
SSC26031616	1	

O-RING ELBOW CONNECTOR



SAE 080220

C5BU-SS

PART #	TUBE SIZE 1	O-RING THREAD SIZE 2	LIST PRICE
SSC680144	1/4	7/16-20	
SSC680166	3/8	9/16-18	
SSC680188	1/2	3/4-16	
SSC68011212	3/4	1-1/16-12	
SSC68011616	1	1-5/16-12	

MIDLAND INDUSTRIES

NUMERICAL INDEX

Part#	Page
120AH-BB-BW	55
120AH-CC-BW	55
265PPNIC-10MM	157
265PPNIC-12MM	157
0304C2	594
0304C3	594
0304C4	594
0304C5	594
0304C6	594
0304C8	594
0304C10	594
0304C12	594
0304C14	594
0304C16	594
0304C20	594
0304C24	594
0304C32	594
320PPC-4	164
320PPC-6	164
320PPC-8	164
00560-04	235
00560-05	235
00560-06	235
00560-08	235
00560-10	235
940-352B	311
940-353B	311
940-354B	311
940-355B	311
940-356B	311
940-357B	311
958PPNI-2.5x1032	150
958PPNI-2A	150
958PPNI-2x1032	150
958PPNI-4A	150
958PPNI-4B	150
958PPNI-6B	150
958PPNI-6C	150
03044	594
03045	594
03046	594
03048	594
03062	599
03064	599
03065	599
03066	599
03068	599
03182	594
03183	594
03184	594
03185	594
03186	594
03188	594
03192	594
03193	594
03194	594
03195	594
03196	594
03198	594
3895BA	194
5406C2	603
5406C4	603
5406C6	603
5406C8	603
5406C12	603
5406C16	603
5406FLP2	603
5406FLP4	603
5406FLP6	603
5406FLP8	603
5406FLP12	603
5406HHP2	603
5406HHP4	603
5406HHP6	603
5406HHP8	603
5406HHP12	603
5406HHP16	603
5406HHP20	603
5406HHP24	603
5406HHP32	603
5406P2	602
5406P4	602
5406P6	602
5406P8	602
5406P12	602
5406P16	602
5406P20	602
5406P24	602
5406P32	602
5406SHP2	603
5406SHP4	603
5406SHP6	603
5406SHP8	603
5406SHP12	603
5406SHP16	603
5406SHP20	603
5406SHP24	603
5406SHP32	603
6402O44	607
6402O46	607
6402O66	607
6402O68	607
6402O86	607
6402O88	607
6402O108	607
6402O810	607
6402O1010	607
6402O1212	607
6402O1616	607
6402O2020	607
6403O4	608
6403O6	608
6403O8	608
6403O12	608
6403O16	608
6405O22	608
6405O32	608
6405O34	608
6405O42	608
6405O44	608
6405O46	608
6405O52	608
6405O54	608
6405O62	608
6405O64	608
6405O66	608
6405O68	608
6405O84	608
6405O86	608
6405O88	608
6405O104	608
6405O106	608
6405O108	608
6405O126	608
6405O128	608
6405O168	608
6405O812	608
6405O1012	608
6405O1212	608
6405O1216	608
6405O1612	608
6405O1616	608
6405O1620	608
6405O2012	608
6405O2016	608
6405O2020	608
6405O2416	608
6405O2420	608
6405O2424	608
6405O3224	608
6405O3232	608
6408HO2	609
6408HO3	609
6408HO4	609
6408HO5	609
6408HO6	609
6408HO8	609
6408HO10	609
6408HO12	609
6408HO14	609
6408HO16	609
6408HO20	609
6408HO24	609
6408HO32	609
6408O2	609
6408O3	609
6408O4	609
6408O5	609
6408O6	609
6408O8	609
6408O10	609
6408O12	609
6408O14	609
6408O16	609
6408O20	609
6408O24	609
6408O32	609
6410O46	609
6410O64	609
6410O68	609
6410O84	609
6410O86	609
6410O88	609
6410O124	609
6410O126	609
6410O128	609
6410O166	609
6410O168	609
6410O810	609
6410O812	609
6410O1210	609
6410O1212	609
6410O1216	609
6410O1612	609
6410O2012	609
6410O2016	609
6410O2412	609
6410O2416	609
6410O2420	609
6410O3216	609
6410O3220	609
6410O3224	609
6801NW068	612
6801NWO4	612
6801NWO6	612
6801NWO8	612
6801NWO10	612
6801NWO12	612
6801NWO16	612
6801NWO20	612
6801NWO24	612
6801NWO32	612
6801NWO46	612
6801NWO48	612
6801NWO54	612
6801NWO64	612
6801NWO84	612
6801NWO86	612
6801NWO106	612
6801NWO108	612
6801NWO128	612
6801NWO610	612
6801NWO612	612
6801NWO810	612
6801NWO812	612
6801NWO816	612
6801NWO1016	612
6801NWO1210	612
6801NWO1216	612
6801NWO1612	612
6801NWO1614	612
6801NWO1620	612
6801NWO1624	612
6801NWO2012	612
6801NWO2016	612
6801NWO2024	612
6801NWO2420	612
6802NWO2	613
6802NWO4	613
6802NWO6	613
6802NWO8	613
6802NWO10	613
6802NWO12	613
6802NWO16	613
6802NWO20	613
6802NWO24	613
6802NWO32	613
6802NWO46	613
6802NWO68	613
6802NWO86	613
6802NWO108	613
6802NWO810	613
6802NWO812	613
6802NWO1012	613
6802NWO1216	613
6802NWO1612	613
6802NWO1620	613
6802NWO2016	613
6803NWO2	613
6803NWO4	613
6803NWO6	613
6803NWO8	613
6803NWO10	613
6803NWO12	613
6803NWO16	613
6804NWO4	612
6804NWO6	612
6804NWO8	612
6804NWO10	612
6804NWO12	612
6804NWO16	612
6804NWO42	612
6805NWO42	613
6805NWO44	613
6805NWO64	613
6805NWO66	613
6805NWO86	613
6805NWO88	613
6805NWO108	613
6805NWO128	613
6805NWO1212	613
6805NWO1616	613
6805NWO2020	613
6805NWO2424	613
6806NWO44	613
6806NWO66	613
6806NWO86	613
6806NWO88	613
6806NWO1212	613
6806NWO1616	613
6809NWO44	613
6809NWO66	613
6809NWO88	613
6809NWO1212	613
6815NWO44	614
6815NWO66	614
6815NWO88	614
6815NWO1010	614
6815NWO1212	614
6900O42	614
6900O44	614
6900O46	614
6900O64	614
6900O66	614
6900O68	614
6900O84	614
6900O86	614
6900O88	614
6900O104	614
6900O106	614
6900O108	614
6900O126	614
6900O128	614
6900O812	614
6900O1012	614
6900O1212	614
6900O1612	614
6900O1616	614
6901NWO42	614
6901NWO44	614
6901NWO64	614
6901NWO66	614
6901NWO68	614
6901NWO84	614
6901NWO86	614
6901NWO88	614
6901NWO104	614
6901NWO106	614
6901NWO108	614
6901NWO126	614
6901NWO128	614
6901NWO812	614
6901NWO1212	614
6901NWO1612	614
6901NWO1616	614
6901NWO2012	614
6901NWO2016	614
6901NWO2020	614
6901NWO2424	614
6901NWO3232	614
6902NWO42	615
6902NWO44	615
6902NWO46	615
6902NWO64	615
6902NWO66	615
6902NWO68	615
6902NWO84	615
6902NWO86	615
6902NWO88	615
6902NWO108	615
6902NWO128	615
6902NWO1212	615
6902NWO1616	615
7202NWO42	623
7202NWO44	623
7202NWO64	623
7202NWO66	623
7202NWO68	623
7202NWO86	623
7202NWO88	623
7202NWO108	623
7202NWO812	623
7202NWO1212	623
7202NWO1216	623
7202NWO1616	623
7205NWO410	625
7205NWO412	625
7205NWO414	625
7205NWO512	625
7205NWO614	625
7205NWO616	625
7205NWO816	625
7205NWO818	625
7205NWO822	625
7205NWO1018	625
8555H8	625

MIDLAND INDUSTRIES

NUMERICAL INDEX

Part#	Page
8555H10	625
8555H12	625
8555H14	625
8555H16	625
8555H18	625
8555H20	625
8555H22	625
8555H26	625
8555H27	625
8555H30	625
8555P10	625
8555P12	625
8555P14	625
8555P16	625
8555P18	625
8555P20	625
8555P22	625
8555P26	625
8555P30	625
08944-0806	210
08949-0606	210
08949-0608	210
9522H2	624
9522H4	624
9522H6	624
9522H8	624
9522H12	624
9522H16	624
9522P2	624
9522P4	624
9522P6	624
9522P8	624
9522P12	624
9522P16	624
9600FJ3	342
9600FJ4	342
9600FJ6	342
9600FJ8	342
9600FJ10	342
9600FJ12	342
9600FL3	340
9600FL4	340
9600FL4PIV	347
9600FL6	340
9600FL6PIV	347
9600FL8	340
9600FL8PIV	347
9600FL10	340
9600FL10PIV	347
9600FL12	340
9600FL12PIV	347
9600FL25	340
9600IPA412	346
9600MJ3	341
9600MJ4	341
9600MJ4PIV	348
9600MJ6	341
9600MJ6PIV	348
9600MJ8	341
9600MJ8PIV	348
9600MJ10	341
9600MJ10PIV	348
9600MJ12	341
9600MJ12PIV	348
9610F3	339
9610F4	339
9610F6	339
9610F8	339
9610F10	339
9610F12	339
9610F25	339
9610NYCF3	339
9610NYCF4	339
9610NYCF6	339
9610NYCF8	339
9610NYCF10	339
9610NYCF12	339
9610NYCF25	339
9640FL2	345
9640FL3	345
9640FL4	345
9640FL6	345
9640FL8	345
9640FL25	345
9640RT2	344
9640RT3	344
9640RT4	344
9640RT6	344
9640RT8	344
9640RT25	344
9640TH2	344
9640TH3	344
9640TH4	344
9640TH6	344
9640TH25	344
9642FL2	343
9642FL3	343
9642FL4	343
9642FL6	343
9642FL8	343
9642FL10	343
9642FL12	343
9642FL25	343
9642TH03	343
9642TH04	343
9642TH05	343
9642TH06	343
9642TH07	343
9642TH08	343
9642TH09	343
9642TH10	343
9650EX1224	334
9650EX1236	334
9650EX1248	334
9650EX1260	334
9650EX1272	334
9650EX2324	334
9650EX2336	334
9650EX2348	334
9650EX2360	334
9650EX2372	334
9650EX4624	334
9650EX4636	334
9650EX4648	334
9650EX4660	334
9650EX4672	334
9650G2	331
9650G2.5	331
9650G2.5SE	331
9650G2SE	331
9650G3	331
9650G3SE	331
9650G4	331
9650G4SE	331
9650G6	331
9650G6SE	331
9650G8	331
9650G8SE	331
9650G10	331
9650G10SE	331
9650G12	331
9650G12SE	331
9650G23	334
9650G46	334
9650G120	334
9650G812	334
9650IP23	334
9650IP46	334
9650IP812	334
9650L2	331
9650L2.5	331
9650L2SE	331
9650L3	331
9650L3SE	331
9650L4	331
9650L4SE	331
9650L5	331
9650L5SE	331
9650L6	331
9650L6SE	331
9650L8	331
9650L8SE	331
9650L10	331
9650L10SE	331
9650L12	331
9650L12SE	331
9650L23	334
9650L46	334
9650L120	334
9650L812	334
9650RP12	334
9650RP23	334
9650RP46	334
9650WH23	334
9650WH46	334
9650WH812	334
9660G2	332
9660G2.5	332
9660G2.5SE	332
9660G2SE	332
9660G3	332
9660G3SE	332
9660G4	332
9660G4SE	332
9660G6	332
9660G6ABE	333
9660G6SE	332
9660G8	332
9660G8ABE	333
9660G8SE	332
9660G10	332
9660G10ABE	333
9660G10SE	332
9660G12	332
9660G12ABE	333
9660G12SE	332
9660L2	332
9660L2.5	332
9660L2.5ABE	333
9660L2ABE	333
9660L2SE	332
9660L3	332
9660L3ABE	333
9660L3SE	332
9660L4	332
9660L4ABE	333
9660L4SE	332
9660L5	332
9660L5SE	332
9660L6	332
9660L6ABE	333
9660L6SE	332
9660L8	332
9660L8ABE	333
9660L8SE	332
9660L10	332
9660L10SE	332
9660L12	332
9660L12SE	332
10001	94
10002	94
10003	94
10003L	94
10004	94
10005	94
10006	94
10007	94
10008	94
10013	94
10013	131
10014	94
10015	94
10015L	94
10016	94
10017	94
10017L	94
10018	94
10019	94
10019L	94
10020	94
10020L	94
10021	94
10022	94
10023*	94
10024*	94
10025*	94
10026	94
10028	94
10030	94
10031	94
10032	94
10033	94
10038	95
10039	95
10040	95
10041	95
10042	95
10043	95
10044	95
10045	95
10046	95
10047	95
10048	95
10049	95
10051	95
10052	95
10053	95
10054	95
10055	95
10056	95
10057	95
10058	95
10062	95
10063	95
10064	95
10065	95
10066	95
10067	95
10068	95
10069	95
10073	96
10074	96
10075	96
10076	96
10077	96
10078	96
10079	96
10080	96
10081	96
10082	96
10084	96
10085	96
10086	96
10087	96
10088	96
10089	96
10090	96
10095	96
10097	96
10098	96
10099	96
10100	96
10104	97
10105	97
10106	97
10106L	97
10106SS*	97
10107	97
10108	97
10108L	97
10108SS*	97
10109	97
10109L	97
10110	97
10110L	97
10111	97
10112	97
10115	97
10116	97
10117	97
10118	97
10119	97
10120	97
10121	97
10122	97
10123	97
10126	97
10127	97
10131*	97
10133*	97
10135	104
10136	104
10137	104
10138	104
10139	104
10157	98
10158	98
10159	98
10160	98
10161	98
10162	98
10163	98
10164	98
10165	98
10170	98
10174	98
10175	98
10176	98
10178	98
10181	98
10188	98
10189	98
10203	98
10204	98
10204B	98
10205	98
10207	98
10208	98
10209	98
10210	98
10211	98
10212	98
10213	98
10214	98
10215	98
10216	98
10217	98
10218	98
10220	98
10222	99
10223	99
10225	99
10227	99
10228	99
10228L	99
10229	99

MIDLAND INDUSTRIES

NUMERICAL INDEX

Part#	Page
10229L	99
10230	99
10231	99
10232	99
10233	99
10234	99
10235	99
10235L	99
10236	99
10236L	99
10237	99
10237L	99
10238	99
10239	99
10240	99
10240L	99
10241	99
10241L	99
10242	99
10242L	99
10243	99
10244	99
10244L	99
10245	99
10246	99
10247	99
10248	99
10251	100
10252	100
10253	100
10254	100
10255	100
10255L	100
10256	100
10256L	100
10256SS*	100
10256WC	97
10257	100
10258	100
10259	100
10259L	100
10260	100
10260L	100
10261	100
10262	100
10262L	100
10263	100
10263L	100
10263SS*	100
10264	100
10264L	100
10264SS	100
10265	100
10265L	100
10265SS*	100
10266	100
10267	100
10268	100
10268L	100
10269	100
10269EH	100
10269L	100
10270	100
10270EH	100
10271	100
10272	100
10272L	100
10273	100
10273L	100
10274	100
10275	100
10276	100
10277	100
10278	100
10279	100
10280	100
10283	101
10283B*	101
10284	101
10284B*	101
10285	101
10286	101
10286B*	101
10286L	101
10287	101
10287B*	101
10288	101
10289	101
10290	101
10290B*	101
10291	101
10291B*	101
10292	101
10293	101
10293B*	101
10294	101
10294B*	101
10295	101
10295B*	101
10295L	101
10296	101
10297	101
10298	101
10298B*	101
10299	101
10299B*	101
10300	101
10300B*	101
10301	101
10302	101
10302B*	101
10303	101
10303B*	101
10303L	101
10304	101
10305	101
10306	101
10306B*	101
10307	101
10309	101
10311	101
10312	102
10313	102
10314	102
10315	102
10316	102
10317	102
10318	102
10319	102
10320	102
10320B*	102
10321	102
10321L	102
10322	102
10323	102
10324	102
10325	102
10325L	102
10326	102
10327	102
10328	102
10329	102
10333	102
10343	102
10344	102
10345	102
10347	102
10350	102
10351	102
10352	102
10354	102
10355	102
10373	103
10375	103
10376	103
10382	103
10405	103
10406	103
10407	103
10408	103
10409	103
10410	103
10411	103
10412	103
10416	103
10419	103
10420	103
10421	103
10438	104
10440	104
10441	104
10442	104
10443	104
10444	104
10447	104
10448	104
10448B*	104
10449	104
10449B	104
10450	104
10451	104
10452	104
10452B*	104
10453	104
10453B	104
10454	104
10455	104
10455B*	104
10456	104
10456B	104
10457	104
10458	104
10459	104
10460	104
10461	104
10462	104
10463	104
10464	104
10467	104
10468	104
10469	104
10470	104
10471	104
10473	104
10481	105
10482	105
10483	105
10483L	105
10484	105
10484L	105
10485	105
10486	105
10487	105
10488	105
10489	105
10491	104
10493	105
10494	105
10495	105
10496	105
10497	105
10600	105
10612	105
12000	113
12001	113
12002	113
12003	113
12004	113
12005	113
12006	113
12007	113
12008	113
12009	113
12010	113
12011	113
12012	113
12013	113
12014	113
12015	113
12016	113
12017	113
12018	113
12019	113
12022	114
12023	114
12024	114
12025	114
12026	114
12027	114
12028	114
12029	114
12030	114
12031	114
12032	114
12033	114
12034	114
12035	114
12036	114
12037	114
12038	114
12039	114
12040	114
12041	114
12042	114
12043	114
12044	114
12045	114
12046	114
12047	114
12048	114
12049	114
12050	114
12051	114
12052	114
12053	114
12055	114
12056	115
12057	115
12058	115
12059	115
12060	115
12061	115
12062	115
12063	115
12064	115
12065	115
12066	115
12067	115
12068	115
12069	115
12070	115
12072	115
12073	115
12074	115
12075	115
12076	115
12077	115
12079	115
12080	115
12081	115
12082	115
12085	115
12086	115
12087	115
12088	115
12089	115
12090	115
12091	116
12092	116
12093	116
12094	116
12095	116
12096	116
12097	116
12098	116
12099	114
12100	116
12101	116
12102	116
12103	116
12104	114
12105	114
12110	116
12111	116
12112	116
12114	115
12115	115
12118	116
12119	116
12120	116
12121	116
12127	117
12129	117
12130	117
12146	117
12147	117
12150	117
12151	117
12200	117
12202	117
12205	119
12206	118
12207	118
12208	118
12209	118
12210	118
12211	118
12212	118
12213*	118
12215	118
12216	118
12217	118
12218*	118
12220	118
12221	118
12222*	118
12224	118
12230	118
12250	119
12252	119
12254	119
12256	119
12257	119
12260	113
12261	113
12262	113
12263	113
12264	113
12265	113
12266	113
12268	113
12269	113
12270	113
12271	113
12274	113
12275	113

MIDLAND INDUSTRIES

NUMERICAL INDEX

Part#	Page
12310	118
12327	119
12328	119
12329	119
12330	119
12335	119
12336	119
12337	119
12341	119
12342	119
12343	119
12344	119
12345	119
14001	106
14011	106
14016	106
14017	106
14018	106
14025	106
16001	129
16002	129
16003	129
16004	129
16005	129
16009	129
16010	129
16011	129
16012	129
16090	129
16117	129
16118	129
16119	129
16121	129
16122	129
16123	129
16127	129
16128	129
16130	129
17064N	440
17064P	440
17065N	440
17066N	440
17066P	440
17068N	440
17068P	440
17078N	440
17079N	440
17079P	440
17081P	440
17088N	440
17090N	440
17091N	440
17103N	440
17105N	440
17106N	440
17124N	440
17124P	440
17126N	440
17126P	440
17127P	440
17145P	441
17146N	441
17153N	441
17153P	441
17154P	441
17158P	441
17159P	441
17176N	441
17179N	441
17179P	441
17180N	441
17180P	441
17188N	441
17188P	441
17189N	441
17189P	441
17190N	441
17190P	441
17193N	441
17193P	441
17194N	441
17194P	441
17195N	441
17195P	441
17224N	441
17225N	441
17225P	441
17233N	441
17233P	441
17234N	441
17234P	441
17237N	441
17237P	441
17238N	441
17238P	441
18001	121
18002	121
18003	121
18004	121
18005	121
18006	121
18007	121
18008	121
18009	121
18010	121
18011	121
18015	131
18016	131
18017	131
18018	131
18019	131
18028	127
18029	127
18030	127
18033	121
18034	121
18035	121
18035L	121
18036	121
18037	121
18037L	121
18038	121
18039	121
18039L	121
18040	121
18040L	121
18041	121
18042	121
18043	121
18046	128
18047	128
18048	128
18049	128
18050	128
18062	121
18063	121
18064	121
18064L	121
18065	121
18066	121
18066L	121
18067	121
18068	121
18068L	121
18069	121
18069L	121
18070	121
18071	121
18071L	121
18076	122
18077	122
18078	122
18079	122
18080	122
18081	122
18082	122
18083	122
18084	122
18088	128
18089	128
18090	128
18092	128
18094	128
18096	128
18101	122
18101B*	122
18102	122
18103	122
18103B*	122
18104	122
18105	122
18105B*	122
18106	122
18107	122
18108	122
18109	122
18110	122
18114	122
18115	122
18116	122
18117	122
18118	122
18119	122
18122B*	123
18123	123
18124	123
18124B	123
18125	123
18126	123
18127	123
18128	123
18129	123
18130	123
18135	123
18136	123
18137	123
18138	123
18142	123
18143	123
18143L	123
18144	123
18145	123
18145L	123
18146	123
18146L	123
18148	123
18149	123
18150	123
18152	123
18153	123
18153L	123
18154	123
18154L	123
18155	123
18156	123
18157	123
18158	123
18158L	123
18159	123
18159L	123
18162	123
18162L	123
18163	123
18164	123
18165	123
18166	123
18167	123
18175	124
18176	124
18177	124
18178	124
18179	124
18179L	124
18180	124
18180L	124
18181	124
18182	124
18183	124
18184	124
18184L	124
18185	124
18186	124
18187	124
18187L	124
18188	124
18188L	124
18189	124
18189L	124
18190	124
18190L	124
18191	124
18192	124
18193	124
18193L	124
18194	124
18194L	124
18195	124
18195L	124
18196	124
18197	124
18198	124
18199	124
18200	124
18201	124
18202	124
18203	124
18204	124
18205	124
18207	124
18208	128
18209	128
18210	128
18211	128
18212	128
18213	128
18214	128
18215	128
18216	124
18219	125
18220	125
18220B*	125
18221	125
18221B*	125
18223	125
18224	125
18224B*	125
18225	125
18225B*	125
18226	125
18227	125
18228	125
18228B*	125
18229	125
18229B*	125
18230	125
18232	125
18232B*	125
18233	125
18233B*	125
18234	125
18234B*	125
18235	125
18235B*	125
18236	125
18237	125
18237B*	125
18238	125
18238B*	125
18239	125
18240	125
18241	125
18241B*	125
18242	125
18243	125
18245	125
18246	125
18247	125
18248	125
18249	125
18251	126
18252	126
18253	126
18253B*	126
18254	126
18255	126
18256	126
18257	126
18258	126
18259	126
18260	126
18261	126
18262	126
18263	126
18264	126
18265	126
18266	126
18267	126
18268	126
18269	126
18273	126
18274	126
18275	126
18276	126
18279	126
18280	126
18281	126
18282	126
18289	126
18290	126
18291	126
18292	126
18293	126
18294	126
18295	126
18296	126
18297	126
18298	126
18299	126
18300	126
18301	126
18302	126
18307	127
18314	127
18316	127
18321	127
18325	127
18328	127
18329	127
18330	127
18331	127
18332	127
18333	127
18334	127
18335	127
18336	127
18338	127

MIDLAND INDUSTRIES
NUMERICAL INDEX

Part#	Page
18339	127
18534	67
20001	140
20001C	160
20002C	160
20006	145
20008	145
20009	145
20010	145
20011	145
20012	140
20013	145
20014	145
20015	140
20015C	160
20015N	147
20015NIC	154
20015SS	158
20016C	160
20016N	147
20017	140
20017C	160
20017N	147
20017NIC	154
20018	140
20018C	160
20018N	147
20018NIC	154
20018P	442
20019	140
20019C	160
20019N	147
20019NIC	154
20019P	442
20019SS	158
20020	140
20020C	160
20020N	147
20020NIC	154
20020P	442
20020SS	158
20021	140
20021C	160
20021N	147
20021NIC	154
20021P	442
20021SS	158
20022	140
20022C	160
20022N	147
20022SS	158
20023	141
20023N	148
20023NIC	155
20024C	160
20024N	147
20025	140
20025C	160
20025N	147
20025NIC	154
20026	140
20026C	160
20026N	147
20026NIC	154
20027	140
20027C	160
20028	140
20028C	160
20028N	147
20028NIC	154
20028P	442
20028SS	158
20029	140
20029C	160
20029N	147
20029NIC	154
20029P	442
20029R64	140
20029R64SS	158
20029SS	158
20030	140
20030C	160
20030N	147
20030NIC	154
20030P	442
20030SS	158
20031*	140
20031C	160
20031N	147
20031P	442
20032	140
20032N	147
20032NIC	154
20034	140
20034C	160
20034N	147
20034NIC	154
20035	140
20035C	160
20035N	147
20035NIC	154
20035P	443
20036	140
20036C	160
20036N	147
20036NIC	154
20036P	443
20037	140
20037C	160
20037N	147
20037NIC	154
20038	140
20038N	147
20039	141
20045	141
20045C	161
20046	141
20046N	148
20046NIC	155
20047*	141
20047C	161
20047N	148
20047NIC	155
20048	141
20048C	161
20048N	148
20048NIC	155
20049*	141
20049C*	161
20049N	148
20049NIC	155
20050	141
20050C	161
20050C534	161
20050C5332	161
20050N	148
20050NIC	155
20050P	443
20051*	141
20052	141
20052C	161
20052C34	161
20053*	141
20053C	161
20053N	148
20053NIC	155
20054	141
20054C	161
20054N	148
20054NIC	155
20054P	443
20054SS	158
20055	141
20055C	161
20055N	148
20055NIC	155
20055P	443
20055SS	158
20056	141
20056C	161
20056N	148
20056NIC	155
20056P	443
20056SS	158
20057	141
20057C	161
20057N	148
20057NIC	155
20057P	443
20058	141
20058C	161
20058N	148
20058NIC	155
20058P	443
20058SS	158
20059	141
20059C	161
20059N	148
20059NIC	155
20059P	443
20059SS	158
20060	141
20060C	161
20060N	148
20060NIC	155
20060SS	158
20061	141
20061C	161
20061N	148
20061NIC	155
20061P	443
20061SS	158
20062	141
20062C	161
20062N	148
20062NIC	155
20062P	443
20063	141
20063C	161
20063N	148
20063NIC	155
20063P	443
20063SS	158
20064	142
20065	142
20066	142
20067	142
20068	142
20068N	148
20068P	443
20069	142
20069N	148
20069P	443
20070	142
20070P	443
20071	142
20072	142
20072N	148
20072P	443
20073	142
20073N	148
20073P	443
20074	142
20075	142
20076**	141
20076N	148
20076NIC	155
20077	141
20077C*	161
20078**	141
20078C	161
20079	141
20079C	161
20079C210	141
20079N	148
20079NIC	155
20080	141
20080C*	161
20080N	148
20080NIC	155
20081	141
20081C	161
20081N	148
20081NIC	155
20081SS	158
20082	141
20082C	161
20082N	148
20082NIC	155
20082SS	158
20083	141
20083C	161
20083N	148
20083NIC	155
20083SS	158
20084	141
20084C	161
20084N	148
20084NIC	155
20084SS	158
20085	141
20085C	161
20085N	148
20085NIC	155
20086	141
20086C	161
20086N	148
20086NIC	155
20086SS	158
20087	141
20087C	161
20087N	148
20087NIC	155
20087SS	158
20088	141
20088C	161
20088N	148
20088NIC	155
20089	142
20089C	161
20089N	149
20089S	142
20090	142
20090C	161
20090N	149
20090S	142
20091	142
20091C	161
20091N	149
20092	141
20092C*	161
20092N	148
20092NIC	155
20092SS	158
20093	143
20094N	149
20094S	142
20095	143
20098	143
20099	143
20099C	162
20100	143
20100C	162
20101	143
20102	143
20103	143
20103C*	162
20103N	149
20103NIC	156
20104*	143
20104C*	162
20105	143
20105C	162
20105N	149
20105NIC	156
20106	143
20106C	162
20106N	149
20106NIC	156
20107	143
20107C	162
20107C62	162
20107N	149
20107NIC	156
20108	143
20108C	162
20108N	149
20108NIC	156
20109	143
20109C*	162
20109N	149
20110	143
20110C	162
20110N	149
20111	143
20111C	162
20111N	149
20112	143
20112N	149
20113	143
20115	143
20116	143
20117	143
20118	143
20119	143
20120	143
20121C	162
20122P	442
20123N	149
20123NIC	156
20124	144
20124N	149
20125	144
20125N	149
20125NIC	156
20126	144
20127	144
20127C	162
20127N	149
20127NIC	156
20127P	442
20128	144
20128C	162
20128N	149
20128NIC	156
20128P	442
20129	144
20129C	162
20129N	149
20129NIC	156
20129P	442
20135C*	162
20136C*	162
20137C*	162
20138C*	162
20139	143

MIDLAND INDUSTRIES
NUMERICAL INDEX

Part#	Page
20139C	162
20140	143
20140C	162
20141	143
20142	144
20143	144
20145P	442
20148P	442
20149C	160
20150	140
20150C	160
20150N	147
20150NIC	154
20151	140
20151C	160
20151N	147
20151NIC	154
20151SS	158
20152	140
20152C	160
20152N	147
20152NIC	154
20152P	442
20152SS	158
20153	140
20153C	160
20153N	147
20153NIC	154
20153P	442
20153SS	158
20154	140
20154C	160
20154N	147
20154NIC	154
20154P	442
20154SS	158
20155	140
20155C	160
20155N	147
20155NIC	154
20155P	442
20155SS	158
20156N	149
20157N	149
20158C*	162
20158N	149
20160	142
20160C*	162
20160NIC	156
20161	142
20162	142
20162C	162
20162N	149
20162NIC	156
20163	142
20163C	162
20163N	149
20163NIC	156
20164	142
20164N	149
20164NIC	156
20165	142
20165C	162
20165N	149
20166	142
20166C	162
20166N	149
20167	142
20167C	162
20167N	149
20168	142
20168N	149
20170	144
20171	144
20171C	163
20172	144
20182C	160
20184C	161
20184N	148
20184NIC	155
20185C	160
20187C	163
20188C	163
20189C	163
20192	142
20194C	163
20195C	163
20200	134
20201	137
20203	137
20204	137
20205	137
20206	137
20206N	152
20206NIC	157
20207	137
20208	137
20211	134
20212	134
20213	134
20214	134
20218	137
20219	137
20220	137
20221	137
20222	137
20223	137
20223C	161
20227	137
20228	137
20229	137
20230	137
20231	137
20232	137
20240	134
20242	134
20243	134
20244	134
20245	134
20248	134
20250	134
20251	134
20252	134
20253	134
20256	135
20259	135
20260	135
20261	135
20262	135
20263	135
20268	135
20269	135
20270	135
20271	135
20272	135
20273	135
20274	135
20275	135
20276	135
20277	135
20278	135
20279	135
20282	135
20287	135
20289*	135
20290	135
20291	135
20292	135
20293	135
20294	135
20295	135
20296	135
20302	136
20303	136
20304	136
20305	136
20310	136
20311	136
20313	136
20319	136
20320	136
20322	136
20323	136
20324	136
20328	136
20330	134
20333	134
20334	134
20337	134
20339	134
20487C	163
20488C	163
20489C	163
20490C	163
20507C	160
20510	145
20510N	150
20511	145
20511N	150
20512	145
20512N	150
20512P	443
20513N	150
20514N	150
20514P	443
20515C	160
20515SS	158
20516C	160
20516SS	158
20517C*	161
20518C*	161
20519C*	162
20524P	443
20525P	443
20528P	443
20529P	443
20530	141
20530C	161
20530N	148
20530NIC	155
20530P	443
20531	141
20531C	161
20531N	148
20531NIC	155
20531P	443
20531P	443
20532	141
20532C	161
20532N	148
20532NIC	155
20532P	443
20535*	141
20535C*	161
20535N	148
20535NIC	155
20537C	161
20537N	148
20538*	141
20538C	161
20538N	148
20538NIC	155
20538SS	158
20539*	141
20539C*	161
20539N	148
20539NIC	155
20551	144
20551C	160
20552	144
20553	144
20553C	160
20553N	150
20555C	160
20557C	163
20591C	161
20595C	161
20596C	161
20597C	161
20598C	161
20600	164
20600N	151
20600NIC	156
20601	164
20601N	151
20601NIC	156
20602	164
20603	164
20603N	151
20603NIC	156
20604	164
20604N	151
20604NIC	156
20607	143
20610	165
20610N	151
20611	165
20611N	151
20611NIC	156
20612	165
20612N	151
20612NIC	156
20613	165
20613N	151
20613NIC	156
20614	165
20614N	151
20614NIC	156
20623N	153
20624N	153
20625N*	153
20626N	153
20628N	152
20629N	152
20630	165
20630N*	152
20630NIC	157
20631	165
20631N*	152
20631NIC	157
20632	165
20632N*	152
20632NIC	157
20633	165
20633N*	152
20633NIC	157
20634	165
20634N*	152
20634NIC	157
20635	165
20635N	152
20635NIC	157
20636	165
20636N*	152
20636NIC	157
20637	165
20637C108	165
20637N*	152
20637NIC	157
20638	165
20638C128	165
20638N*	152
20642	165
20642N*	153
20642NIC	157
20655	165
20655N	153
20655NIC	157
20656	165
20656N*	153
20656NIC	157
20657	165
20657N*	153
20657NIC	157
20658	165
20658N*	153
20659	165
20659N*	153
20660	165
20660N	152
20660NIC	157
20661	165
20661N	152
20661NIC	157
20672	166
20673	166
20674	166
20676	166
20677	166
20680	166
20680N*	153
20682	166
20682N*	153
20683	166
20683N*	153
20684	166
20684N*	153
20685	166
20686	166
20686N*	153
20687	166
20687N*	153
20688	166
20689	166
20690*	165
20698*	165
20699*	165
20700N	152
20701N	152
20702C	165
20702N*	152
20702NIC	157
20702NIC	157
20702P	442
20703N	152
20703P	442
20704N*	152
20705N*	152
20706N	152
20707N	152
20708N*	153
20709N*	153
20709NIC	157
20710N	153
20710NIC	157
20711*	165
20711N*	153
20712	165
20712N	153
20713	165
20713N*	153
20714N	153
20715N	153
20718N	153
20719N	153
20724N	151

MIDLAND INDUSTRIES
NUMERICAL INDEX

Part#	Page
20724P	442
20725N	151
20725P	442
20726N	151
20727C	163
20727N	151
20727NIC	156
20728C	163
20728N	151
20729N	151
20730C	164
20730N	151
20732N	153
20734N	153
20734P	442
20735N	153
20736N	153
20736P	442
20737N	153
20740	165
20742P	444
20743N	151
20743NIC	157
20746	166
20746N	152
20747P	444
20748N	152
20748P	444
20749N	152
20750N	152
20751N	152
20752N	152
20753N	152
20753P	442
20755P	442
20756P	442
20758P	442
20762N	149
20776P	444
20777P	444
20778P	444
20779P	444
20780	573
20780C	163
20781C	163
20782C	163
20785C	164
20785C46	164
20785C252	164
20785C410S	164
20785C2510S	164
20786C	164
20787C	164
20788C	164
20789C	164
20790	165
20794C42	166
20795C6M5	166
20795C62	166
20795C64	166
20797C4M5	166
20801	165
20801N	152
20801NIC	157
20802	166
20803	165
20803N*	153
20803NIC	157
20805	165
20805N*	153
20805NIC	157
20806	165
20807	165
20807N	152
20808	165
20808N	152
20809	166
20809N*	153
20810	166
20811	166
20813	166
20813N	152
20814	166
20814N	152
20815	166
20815N	152
20816	166
20817*	166
20818	166
20820*	166
20832C*	162
20841N	148
20848N	148
20855*	165
20856*	165
20857*	165
20859*	165
20859NIC	157
20861	165
20876P	444
20878P	444
20880P	444
20881P	444
20900P	444
20901P	444
20904P	444
20905P	444
20925P	444
20927P	444
20944P	443
20973P	443
20974P	443
20985P	444
20986P	444
20993P	443
21003	71
21007	71
21009	71
21023	71
21025	71
21027	71
21082	71
21095	71
21097	71
21109	71
21113	71
21115	71
21117	71
21119	71
21121	71
21151	71
21155	71
21161	71
21174	425
21175	425
21176	425
21177	425
21178	425
21179	425
21180	425
21193	71
21195	71
21207	71
22008	131
22008A	131
22009	131
22009A	131
22010	131
22010A	131
22010B	131
22011	131
22011A	131
22012	131
22013	131
22014	131
22015	131
24002	131
24003	131
24004	131
24005	131
24006	131
24007	131
24008	131
24082	596
24083	596
24084	596
24085	596
24086	596
24088	596
25001	130
25033	130
25044	598
25046	598
25048	598
25062	130
25175	130
25176	130
25219	130
25220	130
25221	130
26001	132
26002	132
26003	132
26004	132
26005	132
26007	132
26008	132
26011	132
26014	132
26021	132
26023	132
26062	132
26063	132
26064	132
26065	132
26066	132
26068	132
26079	132
26102	132
26103	132
26105	132
26142	132
26145	132
26146	132
26153	132
26175	132
26176	132
26177	132
26178	132
26179	132
26180	132
26180L	132
26181	132
26182	132
26183	132
26184	132
26188	132
26189	132
26190	132
26193	132
26194	132
26195	132
26198	132
26220	132
26220B	132
26221	132
26221B	132
26223	132
26224	132
26224B	132
26225	132
26225B	132
26226	132
26228	132
26229	132
26232	132
26233	132
26233B	132
26234	132
26235	132
26237	132
26238	132
26291	132
26292	132
26293	132
26296	132
27001	131
27002	131
27003	131
27005	131
27006	131
27008	599
27014	599
27015	599
27016	599
27018	599
27024	599
27026	599
27028	599
27034	600
27036	600
27038	600
27044	600
27046	600
27048	600
28001	47
28002	47
28003	47
28004	47
28005	47
28009	47
28010	47
28011	47
28012	47
28013	47
28014	47
28015	47
28015B	47
28016	47
28016B	47
28017	47
28018	47
28019	47
28020	47
28021	47
28022	47
28023	47
28024	47
28025	47
28026	47
28027	47
28028	47
28029	48
28030	48
28031	48
28032	47
28033	47
28034	47
28035	47
28036	47
28038	48
28039	48
28041	48
28042	48
28043	48
28044	48
28045	48
28046	48
28047	48
28048	48
28049	48
28050	48
28051	48
28052	48
28053B	47
28057	48
28058	48
28058L	48
28059	48
28059L	48
28060	48
28060L	48
28061	48
28061L	48
28062	48
28062L	48
28063	48
28067	49
28068	49
28069	49
28070	49
28071	49
28075	49
28076	49
28077	49
28078	49
28079	49
28080	49
28084	51
28085	51
28086	51
28087	51
28088**	51
28089**	51
28090	51
28091	50
28092	51
28093	51
28094	51
28095	51
28096	51
28101	50
28102	50
28102L	50
28103	50
28104	50
28104L	50
28105	50
28105L	50
28106	50
28106L	50
28107	50
28107L	50
28108	50
28108L	50
28109	50
28109L	50
28110	50
28110L	50
28111	50
28111L	50
28112	50
28113	50
28114	50
28115	50
28116	51

MIDLAND INDUSTRIES
NUMERICAL INDEX

Part#	Page
28117	51
28118	51
28119	51
28120	51
28121	51
28122	51
28123	52
28124	52
28125	52
28126	52
28127	52
28128	51
28129	51
28130	51
28131	52
28132	52
28133	52
28134	52
28135	52
28136	52
28140	52
28141	52
28142	52
28143	52
28144	52
28145	52
28146	52
28147	52
28148	52
28149	52
28150	52
28151	52
28152	52
28153	52
28154	52
28155	52
28156	49
28156S	49
28157	49
28157S	49
28158	49
28158S	49
28159	49
28159S	49
28160	49
28161	49
28165	50
28166	50
28167	50
28168	50
28169	50
28170	55
28174	51
28175	51
28176	51
28178	49
28179	49
28189*	49
28190	55
28190L	55
28191	55
28191L	55
28192	55
28192L	55
28193	55
28193L	55
28194	55
28194L	55
28195	55
28195L	55
28196	55
28196L	55
28197	55
28198	55
28199	55
28199L	55
28200	51
28201	51
28201S	52
28202	51
28202S	52
28203	51
28203S	52
28204	51
28204S	52
28205	51
28205S	52
28207	55
28207L	55
28208	55
28208L	55
28209	55
28210	53
28211	53

Part#	Page
28211L	53
28212	53
28212L	53
28213	53
28213L	53
28214	53
28214L	53
28215	53
28215L	53
28216L	53
28218	53
28220	53
28220L	53
28221	53
28221L	53
28222	53
28222L	53
28223	53
28223L	53
28224	53
28224L	53
28225	53
28225L	53
28226	53
28227	53
28228	55
28229	55
28230	53
28231	53
28232	53
28233	53
28234	53
28238	53
28239	53
28240	53
28241	55
28245	54
28246	54
28247	54
28248	54
28249	54
28253	54
28254	54
28255	54
28256	54
28259*	50
28260	50
28261	50
28261B*	50
28262	50
28263	50
28264	50
28265	50
28265B*	50
28266	56
28266B	56
28267	56
28267B	56
28268	56
28268B	56
28269	56
28269B	56
28270B	56
28274	56
28275	56
28276	56
28276B	56
28281	56
28281F	56
28282	56
28282F	56
28283	56
28284	56
28285	56
28290	57
28291	57
28292	57
28293	57
28294	57
28295	57
28296	57
28298	57
28299	58
28300	58
28300SS	59
28301	58
28301SS	59
28302	58
28303	58
28303SS	59
28304	58
28304SS	59
28305	58
28306	59

Part#	Page
28307	59
28308	59
28309	59
28310	59
28311	58
28312	59
28313	58
28315*	58
28316**	58
28317	58
28318	58
28319	58
28320	59
28321	58
28321	184
28322	58
28322	184
28324	58
28325	59
28329	57
28330	57
28331	58
28333	57
28335	57
28336	57
28337	57
28338	57
28339	57
28340	57
28345	59
28346	58
28347	58
28348	58
28350	569
28352	569
28354	569
28364	570
28365	570
28366	570
28367	570
28368	570
28369	570
28370	570
28371	570
28372	570
28373	570
28374	570
28375	570
28376	570
28377	570
28378	570
28380	570
28381	570
28382	570
28400	214
28401	214
28402	214
28404	214
28405	214
28406	214
28407	214
28424	55
28425	55
28426	55
28427	55
28430	50
28440	57
28441	57
28442	57
28443	57
28475	52
28476	52
28481	52
28482	52
28487	52
28488	52
28493	52
28496	52
28497	52
28498	52
28499	52
28500	563
28501	563
28501B	564
28502	563
28502B	564
28503	563
28504	563
28507	564
28507S	563
28508	564
28508S	563
28509	563
28510	563

Part#	Page
28510B	564
28511	563
28511B	564
28512	563
28513	563
28514S	563
28514S	563
28515	564
28516	564
28516S	563
28517	564
28517S	563
28518	563
28518B	564
28519S	563
28520	563
28520B	564
28521	563
28522	563
28523	563
28524	563
28525S	563
28526S	563
28527S	563
28528	564
28528S	563
28529S	563
28530	564
28530S	563
28531	564
28532	564
28533	557
28534	557
28534B	558
28534SS	557
28535	557
28540	558
28540S	556
28541	558
28541S	556
28543	563
28545	557
28546	557
28546B	558
28546SS	557
28547	557
28547SS	557
28552	558
28552S	556
28553	558
28553S	556
28555	563
28557	557
28557B	558
28558	557
28559	557
28559B	558
28560	560
28560BS	559
28560S	559
28560SC	560
28560SS	559
28561	557
28562	558
28562S	556
28563	563
28564	558
28564S	556
28565	558
28565S	556
28566	558
28566S	556
28578	561
28578B	562
28579	560
28579BS	559
28579S	559
28579SC	560
28579SS	559
28580	563
28584	562
28584S	561
28585	562
28585S	561
28586	561
28587	561
28587B	562
28588	561
28588B	562
28589	560
28589S	559
28593	562
28593S	561
28594	562

MIDLAND INDUSTRIES

NUMERICAL INDEX

Part#	Page
28594S	561
28595	561
28595B	562
28597	561
28597B	562
28599	561
28599B	562
28601	562
28601B	433
28601S	561
28601W	433
28602B	433
28602W	433
28603	562
28603B	433
28603S	561
28603W	433
28604B	433
28604W	433
28605	566
28605B	433
28605W	433
28606W	433
28607W	433
28608	566
28608W	433
28609W	433
28611B	434
28611W	434
28612B	434
28612W	434
28613B	434
28613P	434
28613W	434
28614B	434
28614P	434
28614W	434
28615P	434
28615W	434
28616W	434
28617W	434
28618W	434
28619	566
28619P	434
28619W	434
28620	566
28620W	434
28622W	434
28623B	434
28625B	434
28625W	434
28639	566
28640	566
28640W	435
28641W	435
28642W	435
28643W	435
28659P	434
28659W	434
28660P	434
28660W	434
28661P	434
28661W	434
28663P	434
28663W	434
28663W	434
28664P	434
28664W	434
28666P	434
28666W	434
28667	566
28667W	434
28668	566
28668P	434
28668W	434
28669	566
28671	566
28671P	434
28671W	434
28672P	434
28672W	434
28673	566
28674W	434
28675	566
28675P	434
28675W	434
28676	566
28677	566
28678P	434
28678W	434
28679	566
28679W	434
28680	566
28680P	434
28680W	434
28681	566
28682W	434
28683	565
28683S	565
28683W	434
28684	565
28684S	565
28685	565
28685W	434
28686	565
28687	565
28688	566
28690	560
28690S	559
28691	560
28693P	435
28694P	435
28695P	435
28696P	435
28697P	435
28698P	435
28699P	435
28701	110
28702	110
28703	110
28703W	433
28704	110
28704P	433
28704W	433
28705	110
28705W	433
28706	110
28706W	433
28707	110
28707W	433
28708	110
28709	110
28710	110
28711	110
28712	110
28713	110
28714	110
28715	110
28716	110
28717	110
28718	110
28720W	433
28721W	433
28723P	433
28723W	433
28724F	111
28724W	433
28725W	433
28726W	433
28727W	433
28731F	111
28733F	111
28736F	111
28738F	111
28740F	111
28741W	433
28742F	111
28742P	433
28743P	433
28743W	433
28744P	433
28744W	433
28745W	433
28746W	433
28747W	433
28748	110
28749	110
28752	110
28753	110
28754	110
28756	110
28760F	111
28761P	435
28762F	111
28762P	435
28762W	435
28763F	111
28763P	435
28763W	435
28764P	435
28764W	435
28765W	435
28766F	111
28767W	435
28768F	111
28768W	435
28770F	111
28772F	111
28773F	111
28774F	111
28777F	111
28778F	111
28778P	435
28780F	111
28781F	111
28783F	111
28784F	111
28786F	111
28800	201
28801	201
28802	201
28803	201
28804	201
28805	201
28806	201
28807	201
28808	201
28810	201
28811	201
28812	201
28813	201
28814	201
28815	201
28816	201
28816P	434
28817	201
28818	201
28818P	434
28819	201
28819P	433
28819W	433
28820	201
28820P	433
28821	201
28821P	433
28822	201
28823	201
28824	201
28825	201
28826	201
28827	201
28828	201
28829	201
28832	201
28833	201
28835	201
28836	201
28837	201
28838	201
28839	201
28840	201
28841	201
28842	201
28843	201
28844	201
28845	202
28846	202
28847	202
28848	202
28851	201
28852	201
28853	201
28854	201
28855	201
28856	201
28857	201
28858	201
28859	201
28860	202
28861	202
28862	202
28863	202
28864	202
28866	202
28867	202
28868	202
28869	202
28870	202
28871	202
28872	202
28873	202
28874	202
28875	202
28876	202
28877	202
28878	202
28879	202
28880	202
28881	202
28882	202
28883	202
28884	202
28885	202
28886	202
28887	202
28888	202
28889	202
28890	202
28891	202
28892	202
28893	202
28894	202
28895	202
28896	202
28897	202
28898	202
28899	202
28900	202
28901	202
28902	202
28903	202
28905	203
28906	203
28907	203
28908	203
28909	203
28910	201
28911	203
28912	203
28915	203
28917	203
28918	203
28919	203
28920	203
28921	203
28927	203
28928	203
28930	203
28931	203
28932	203
28933	203
28934	203
28944	203
28945	201
28947	203
28948	203
28949	203
28950	203
28951	202
28957	110
28958	110
28959	110
28960	110
28961	110
28962	110
28963	110
28964	110
28965	203
28966	110
28968	202
28969	110
28970	110
28971	110
28975	111
28976	201
28977	201
28978	201
28979	201
28996	429
28997	429
28998	429
28999	429
29104	202
29105	202
29106	202
29107	202
29108	202
29109	202
29110	202
29111	202
29112	202
29113	202
29114	202
29115	202
29116	202
29119	202
29120	202
29122	202
29123	202
29129	203
30000**	82
30001	82
30006	82
30011	82
30012	82
30013	82

MIDLAND INDUSTRIES
NUMERICAL INDEX

Part#	Page
30013LF*	229
30016	82
30017	82
30018	82
30019LF*	229
30020LF**	229
30021	84
30022	84
30025	87
30026	85
30027	87
30027SS	87
30028	87
30029	87
30029SS	87
30030	87
30031	87
30032	87
30032SS	87
30033	87
30033SS	87
30034	87
30034SS	87
30035	87
30039	87
30040	87
30040SS	87
30041	87
30041SS	87
30042	87
30042SS	87
30043	87
30044	87
30045	87
30046	87
30047	83
30048	83
30049	83
30050	86
30051	86
30052	86
30053	84
30054	84
30055	83
30056	83
30058	84
30058S*	84
30063**	84
30063BE***	84
30063S	84
30064	84
30065	84
30066	84
30067	84
30068	84
30073	84
30074	84
30078	83
30083	83
30087	83
30088	83
30088S	83
30093	83
30094	83
30098	84
30099	84
30100*	84
30103	85
30103B	85
30103P	439
30123	86
30138	86
30139	86
30140	91
30141	91
30142	85
30149	85
30150	85
30150B	85
30150R	85
30151	85
30160	91
30161	90
30162	90
30163	90
30180	85
30180F	85
30181*	83
30182*	83
30183	83
30184*	83
30200	75
30200SS	80
30201	75
30201SS	80
30202	75
30203	75
30203SS	80
30204	75
30204SS	80
30205	75
30206	75
30206SS	80
30207	75
30207SS	80
30208	75
30209	75
30210	75
30210SS	80
30211	75
30212	75
30213	75
30214	75
30215	75
30215SS	80
30216	75
30217	75
30218	75
30219	75
30220	76
30221	76
30222	76
30223	76
30224	76
30225	76
30226	76
30227	76
30229	76
30230	77
30230SS	80
30231	77
30232	77
30233	77
30234	77
30234SS	80
30235	77
30236	77
30237	77
30238	75
30239	75
30240	77
30241	77
30243	77
30245	77
30246	77
30247	77
30249	77
30250	78
30251	78
30252	78
30253	78
30254	78
30255	78
30257	78
30258	78
30259	78
30260	78
30261	78
30264	78
30265	78
30266	78
30266SS	80
30267	78
30267-86	78
30268	78
30269	78
30269SS	80
30270	78
30271	77
30275	78
30276	78
30277	78
30278	78
30279	78
30280	78
30282	78
30283	78
30284	78
30286	78
30290	77
30291	77
30292	77
30293	77
30294	77
30295**	68
30297	77
30300	76
30301	76
30302	76
30303	76
30304	76
30305	76
30306	76
30310	79
30311	79
30312	79
30313	79
30314	79
30315	79
30316	79
30340	79
30341	79
30342	79
30343	79
30344	79
30346	79
30349	79
30358	75
30359	75
30360	75
30361	75
30362	75
30363	75
30366	75
30370	76
30371	76
30372	76
30373	76
30374	76
30375	76
30376	76
30377	76
30378	76
30379	76
30381	76
30382	76
30384	76
30385	75
30386	75
30387	75
30388	75
30389	75
30390	75
30392	75
30393	76
30394	76
30395	76
30396	76
30399	76
30400	76
30401	70
30402	76
30406	70
30410	70
030410	594
30411	70
030412	594
30413	70
030416	594
30420	70
30421	70
30422	75
30424	75
30426	77
30427	77
30428	77
30429	78
30430	79
30450	86
30451	86
30452	86
30453	88
30454	88
30455	88
30457	88
30458	88
30459	88
30461	88
30462	88
30463	88
30464	88
30466	88
30467	88
30468	88
30469	88
30471	88
30472	88
30480	79
30482	79
30483*	79
30484	79
30485	79
30486	79
30505	88
30506	88
30507	88
30508	88
30510	88
30511	88
30512	88
30513	88
30516	88
30517	88
30518	88
30540	89
30541	89
30542	89
30543	89
30545	89
30546	89
30547	89
30548	89
30550	89
30551	89
30552	89
30553	89
30560	89
30561	89
30562	89
30563	89
30565	89
30566	89
30567	89
30568	89
30570	89
30571	89
30572	89
30573	89
30600	92
30609	92
030610	599
030612	599
030614	599
030616	599
30620	92
030620	599
30626	91
30627	91
30629	91
30630	92
30631	90
30637	92
30638	92
30640	92
31022	439
31031	439
31033	439
31034	439
31038	439
31055	439
31058	439
31063	439
31067	439
31068	439
31069	439
31093	439
031810	594
031812	594
031814	594
031816	594
031820	594
031824	594
031832	594
031910	594
031912	594
031914	594
031916	594
031920	594
031924	594
031932	594
32001	61
32001SS	72
32002	61
32002SS	72
32003	61
32003SS	72
32004	61
32004SS	72
32005	61
32005SS	72
32006	61
32006SS	72
32007	61
32008	61
32008SS	72
32009	61

MIDLAND INDUSTRIES

NUMERICAL INDEX

Part#	Page
32009SS	72
32010	61
32010SS	72
32011	61
32011SS	72
32012	61
32012SS	72
32013	61
32013SS	72
32014	61
32014SS	72
32015	61
32015SS	72
32016	61
32016SS	72
32017	61
32017SS	72
32018	61
32018SS	72
32019	61
32019SS	72
32020	61
32020SS	72
32021	61
32021SS	72
32022	61
32022SS	72
32023	61
32023SS	72
32024	61
32024SS	72
32025	61
32026	61
32027	61
32028	61
32029	61
32030	67
32031	67
32032	67
32033	67
32034	67
32036	64
32038	64
32038B	65
32038SS	72
32039	64
32039B	65
32039SS	72
32040	64
32040B	65
32041	64
32041B	65
32041SS	72
32042	64
32042B	65
32042SS	72
32043	64
32043B	65
32043SS	72
32044	64
32045	64
32046	64
32047	64
32047B	65
32048	64
32049	63
32050	63
32051	63
32052	63
32053	63
32054	63
32055	63
32056	63
32057	63
32058	63
32059	63
32060	63
32061	63
32062	63
32063	63
32064	63
32065	63
32066	67
32067	67
32068	67
32069	67
32070	67
32071	67
32072	67
32073	67
32074	67
32075	67
32076	67
32077	67
32078	67
32079	62
32080	62
32081	67
32082	67
32083	67
32084	67
32085	67
32086	67
32087	62
32088	62
32089	62
32090	62
32091	62
32091SS	72
32092	62
32093	62
32093SS	72
32094	62
32094SS	72
32095	62
32095SS	72
32096	62
32096	86
32096SS	72
32097	62
32097	86
32098	62
32098	86
32098SS	72
32099	62
32099	86
32100	68
32101	68
32102	68
32103	68
32104	68
32105	68
32105C**	68
32106	68
32107	68
32107C**	68
32108	66
32109*	66
32110	66
32111	66
32112	66
32113	66
32114	66
32115	66
32116	66
32117	64
32118	64
32119	64
32120	64
32121	64
32122	64
32123	64
32124	64
32125	64
32126	65
32128	65
32129	64
32132	64
32133	64
32134	66
32150	71
32153	71
32159	71
32160	71
32170	71
32171	71
32176	69
32177	69
32178	69
32179	69
32180	69
32181	69
32182	69
32183	69
32184	69
32185	69
32186	69
32187	69
32188	69
32189	69
32190	69
32191	69
32192	69
32194	69
32195	69
32200	62
32201	62
32202	62
32300	61
32301	61
32302	61
32303	61
32304	61
32305	61
32306	61
32307	61
32308	64
32309	64
32309B	65
32310	64
32311	64
32311B	65
32311SS	72
32312	64
32313	64
32314	64
32314B	65
32314SS	72
32315	64
32316	61
32317	63
32318	63
32319	64
32320	63
32321	63
32322	67
32323	65
32326	68
32327	68
32328	68
32329	62
32330	64
32331	62
32332	62
32334	68
32335	68
32336	68
32336C	68
32337	68
32337C**	68
32338	68
32338C	68
32338SS	68
32339	68
32340	68
32341	68
32341C**	68
32342	68
32345	66
32346	66
32349	62
32350	65
32351	62
32352	65
32353	65
32354	64
32355	62
32356	62
32357	62
32359	67
32360	62
32361	65
32362	67
32363	65
32364	67
32365	65
32366	65
32367	65
32368	65
32375	62
32376	62
32377	69
32379	62
32380	62
32381	69
32382	69
32383	69
32384	69
32385	69
32386	62
32387	69
32388	69
32390	61
32391	64
32392	67
32394**	68
32394C	68
32397	68
32397C	68
32400	65
32401	66
32402	66
32403	66
32404	66
32405	66
32406	66
32407	66
32409	66
32410	66
32411	66
32412	65
32413	65
32414	65
32415	65
32416	65
32417	65
32418	65
32419	65
32420	65
32425	65
32429	65
32433	65
32434	65
32435	65
32436	65
32437	70
32438*	70
32439	70
32440*	70
32441	63
32442	63
32443	63
32444	63
32445	63
32446	63
32447	63
32448	63
32449	63
32450	62
32450	202
32451	62
32451	202
32452	62
32452	202
32453	62
32453	202
32454	62
32454	202
32455	62
32455	202
32456	62
32456	202
32457	62
32457	202
32458	62
32458	202
32460	67
32461	67
32462	67
32463	67
32470	63
32472	63
32473	63
32475	63
32476	63
32500	541
32501	541
32502	541
32503	541
32504	541
32505	541
32506	541
32507	541
32508	541
32510	541
32517	541
32521	541
32526	541
32533	541
32535	541
32539	541
32543	541
32545	541
32549	541
32550	541
32551	541
32552	541
32552SS	541
32553	541
32554	541
32555	541
32556	541
32557	541
32557SS	541
32558	541
32559	541

MIDLAND INDUSTRIES

NUMERICAL INDEX

Part#	Page
32559SS	541
32561	541
32561SS	541
32563	541
32564	541
32564SS	541
32565	541
32566	541
32566SS	541
32567	541
32568	541
32568SS	541
32570	541
32570SS	541
32571	541
32572	541
32573	541
32574	541
32575	541
32575SS	541
32576	541
32577	541
32577SS	541
32578	541
32579	541
32580	541
32584	541
32586	541
32588	541
32588SS	541
32590	541
32591	541
32592	541
32596	541
32597	541
32608	66
32609	66
32610	66
32725	68
32726	68
32727	68
32742	68
32744	68
32746	68
32747	68
32750	68
32781	63
32782	573
32783	573
32900	77
32901	77
32902	77
32903	77
32905	77
32906	77
32907	77
32912	61
32915	61
32918	61
32919	61
32950	61
32951	61
32952	61
32953	61
32954	61
32956	61
32957	61
32958	61
32959	61
32960	62
32961	62
32962	67
33000P	435
33000W	436
33002W	436
33003W	436
33004B	435
33004W	436
33005B	435
33005W	436
33006W	436
33007B	435
33007W	436
33008W	436
33009W	436
33010W	436
33011W	436
33012B	435
33012P	435
33012W	436
33013B	435
33013P	435
33013W	436
33014B	435
33014P	435
33014W	436
33015B	435
33015P	435
33015W	436
33016B	435
33016P	435
33016W	436
33017B	435
33017P	435
33017W	436
33018B	435
33018P	435
33018W	436
33019W	436
33020B	435
33020P	435
33020W	436
33021B	435
33021W	436
33022B	435
33022P	435
33022W	436
33023B	435
33023P	435
33023W	436
33024B	435
33024P	435
33024W	436
33025B	435
33025P	435
33025W	436
33026B	435
33026W	436
33028W	436
33029W	436
33030W	436
33032W	436
33033W	436
33035W	436
33038B	436
33038W	436
33039B	436
33039W	436
33041B	436
33041W	436
33042B	436
33042W	436
33043B	436
33043W	436
33044W	436
33045B	436
33045W	436
33046B	436
33046W	436
33047B	436
33047W	436
33048W	436
33052W	437
33053B	437
33053W	437
33058W	437
33059W	437
33060W	437
33061W	437
33062P	437
33063W	437
33064W	437
33065W	437
33067W	437
33068W	437
33079W	437
33089W	437
33091B	437
33091W	437
33092B	437
33092W	437
33093B	437
33093W	437
33094W	437
33095B	437
33095P	437
33095W	437
33096B	437
33096P	437
33096W	437
33097B	437
33097W	437
33098B	437
33098P	437
33098W	437
33099P	437
33099W	437
33300P*	438
33301P*	438
33301W	438
33302P*	438
33306W	436
33308B	436
33309W	436
33311B	436
33311P	436
33311W	436
33312B	436
33312W	436
33313B	436
33313P	436
33313W	436
33314B	436
33314P	436
33314W	436
33315W	436
33316B	436
33316P	436
33316W	436
33320W	436
33321W	436
33322W	436
33343W	437
33344P	437
33344W	437
33345W	437
33347W	437
33348W	437
33351W	436
33380W	436
33384W	436
33385B	436
33385P	436
33385W	436
33386W	436
33389W	437
33390B	437
33390W	437
33391B	437
33391W	437
33394B	437
33394W	437
33395B	437
33395W	437
33396B	437
33396B	437
33396W	437
33397W	437
33398W	437
33399W	437
33406B	437
33406W	437
33407B	437
33407W	437
33408B	437
33408W	437
33409W	437
33410B	437
33410W	437
33415B	438
33415W	438
33417W	438
33420B	438
33420W	438
33422B	438
33422W	438
33423B	438
33426B	438
33426W	438
33429B	438
33429W	438
33430B	438
33430W	438
33431W	438
33432W	438
33433B	438
33433W	438
33434B	438
33435B	438
33435W	438
33436B	438
33436W	438
33437B	438
33437W	438
33438B	438
33438W	438
33439W	438
33440P	438
33440W	438
33441W	438
33442W	437
33448W	438
33451W	438
33455W	438
33456W	438
33460W	436
33461P	436
33461W	436
33462W	436
33463P	436
33463W	436
33464W	436
33470W	437
33471W	437
33480W	437
33481W	437
33482W	437
34001	109
34011	109
34016	109
34022	109
34031	109
34036	109
34041	109
34046	109
34051	109
34060	107
34061	107
34062	107
34063	107
34064	107
34065	107
34072	107
34073	107
34074	107
34079	108
34080	107
34082	107
34084	107
34088	107
34111	108
34112	108
34113	108
34114	108
34120	108
34121	108
34122	108
34123	108
34130	109
34131	109
34141	109
34143	108
34160	108
34501	73
34502	73
34504	73
34510	73
34532	73
34533	73
34534	73
34535	73
34540	73
34543	73
34550	73
34551	73
34552	73
34562	73
34562T	73
34563	73
34563T	73
34564T	73
34567	73
34568	73
34572	73
34574	73
34587	73
34588	73
34591	73
34592	73
34595	73
34597	73
34621T	73
34622T	73
34633	73
34635T	73
34638T	73
34650T	73
34652T	73
35030	252
35030CE	257
35031	252
35031CE	257
35031PB	253
35032	252
35032CE	257
35032PB	253

MIDLAND INDUSTRIES

NUMERICAL INDEX

Part#	Page
35033	252
35033CE	257
35035	252
35035CE	257
35036	252
35036CE	257
35037	252
35037CE	257
35040	252
35040CE	257
35041	252
35041CE	257
35043	252
35043CE	257
35044	252
35044CE	257
35046	252
35046CE	257
35047	252
35047CE	257
35048	252
35048CE	257
35049	252
35049CE	257
35050	252
35050CE	257
35051	252
35051CE	257
35052	252
35052CE	257
35053	252
35053CE	257
35054	252
35054CE	257
35057	252
35057CE	257
35058	252
35058CE	257
35059	252
35059CE	257
35060	252
35060CE	257
35061	252
35061CE	257
35062	251
35062CE	256
35063	251
35063CE	256
35063S	251
35063SCE	256
35064	251
35064CE	256
35064S	251
35064SCE	256
35065	251
35065CE	256
35065S	251
35065SCE	256
35073S	253
35073SCE	258
35074S	253
35074SCE	258
35076	251
35076CE	256
35076S	251
35076SCE	256
35078	251
35078CE	256
35079CE	256
35080S	251
35080SCE	256
35081	251
35081CE	256
35081S	251
35081SCE	256
35082	251
35082CE	256
35083	251
35083CE	256
35085	253
35085CE	258
35086	253
35086CE	258
35090	253
35090CE	258
35091	253
35091CE	258
35092	253
35092CE	258
35095	253
35095CE	258
35096	253
35096CE	258
35132	106
35134	106
35135	106
35136	106
35142	106
35186	106
35210	250
35211	250
35212	250
35231	249
35231CE	254
35232	249
35232CE	254
35233	249
35233CE	254
35235	249
35236	249
35236CE	254
35237	249
35237CE	254
35238	249
35238CE	254
35240	249
35241	249
35241CE	254
35242	250
35243	249
35243CE	254
35244	249
35244CE	254
35246	249
35246CE	254
35247	249
35247CE	254
35248	249
35248CE	254
35249	249
35249CE	254
35250	249
35250CE	254
35251	249
35251CE	254
35252	249
35252CE	254
35253	249
35253CE	254
35254	249
35254CE	254
35257	249
35258	249
35258CE	254
35259	249
35260	249
35260CE	254
35261	249
35261CE	254
35263	249
35263CE	254
35264CE	254
35265CE	254
35268	249
35269CE	254
35270	249
35271	249
35272	249
35273	250
35273CE	255
35276	250
35276CE	255
35277	250
35278	250
35278CE	255
35279	250
35280	250
35280CE	255
35281	250
35281CE	255
35284	250
35285	250
35285CE	255
35286	250
35287	250
35290	250
35290CE	255
35291	250
35291CE	255
35292	250
35292CE	255
35403LF	265
35403SS	265
35404LF	265
35404SS	265
35405LF	265
35405SS	265
35406LF	265
35406SS	265
35407LF	265
35407SS	265
35408LF	265
35408SS	265
35413LF	265
35413SS	265
35414LF	265
35414SS	265
35415LF	265
35415SS	265
35416LF	265
35416SS	265
35417LF	265
35417SS	265
35418LF	265
35418SS	265
35420LF	265
35420SS	265
36110	196
36110SS	196
36111	196
36112	196
36113	196
36114	196
36116	196
36116SS	196
36118	196
36120	196
36120SS	196
36121	196
36130	196
36130SS	196
36132	197
36140	197
36140SS	197
36141	197
36142	197
36144	197
36146	197
36146SS	197
36147	197
36148	197
36150	197
36150SS	197
36152	197
36160	198
36164	198
36166	198
36166SS	198
36168	198
36170	198
36172	198
36174	198
36176	198
36178	198
36180	199
36182	199
36184	199
36186	199
36188	199
36200	199
36205	199
36210	199
36212	199
36214	199
36220	199
36264	249
36265	249
36269	249
36300	200
36301	200
36304	200
36305	200
36306	200
36307	200
36311	200
36360	200
36362	200
36370	200
36371	200
36372	200
36374	200
36375	200
36376	200
36377	200
38000	180
38001	180
38002	180
38003	180
38004	180
38005	180
38009	180
38010	180
38011	180
38012	180
38013	180
38014	180
38015	189
38016	189
38018	180
38019	180
38020	180
38021	180
38022	180
38023	180
38027	180
38028	180
38029	180
38030	180
38031	180
38035	180
38036	180
38037	180
38038	180
38039	180
38040	180
38041	180
38042	180
38043	180
38044	181
38045	181
38046	181
38047	181
38048	180
38049	181
38052	181
38053	181
38054	181
38055	181
38057	181
38059	181
38060	181
38061	181
38062	181
38063	181
38064	181
38065	181
38066	181
38067	181
38068	181
38069	182
38070	182
38071	182
38072	182
38073	182
38074	182
38075	182
38076	182
38077	182
38078	182
38078S	182
38079	182
38079	251
38080	182
38080	251
38080CE	256
38081	182
38081S	182
38082	182
38083	182
38084	182
38085	182
38086	182
38087	182
38088	182
38089	182
38090	182
38091	182
38092	182
38093	182
38094	182
38095	182
38096	182
38101	182
38102	182
38103	182
38104	182
38105	182
38106	182
38107	182
38108	182
38109	182
38110	182
38111	182
38113	183
38114	183
38115	183

MIDLAND INDUSTRIES

NUMERICAL INDEX

Part#	Page
38116	183
38117	183
38118	183
38119	183
38124	183
38125	183
38126	183
38127	183
38128	183
38129	183
38131	183
38132	183
38133	183
38134	183
38136	183
38137	183
38138	183
38139	183
38140	183
38141	183
38142	183
38143	183
38144	183
38146	183
38148	184
38149	184
38150	184
38151	184
38152	184
38152S	184
38153	184
38154	184
38154S	184
38155	184
38156	184
38157	184
38158	184
38160	183
38161	186
38162	186
38163	186
38164	186
38165	186
38166	183
38170	186
38171	186
38172	186
38173	186
38174	186
38179	186
38180	186
38181	186
38182	186
38183	186
38188	186
38189	186
38190	186
38217	187
38218	187
38220	187
38221	187
38222	187
38223	187
38224	187
38225	187
38226	187
38228	187
38229	187
38235	187
38236	187
38239	187
38240	187
38241	187
38243	187
38244	187
38245	187
38246	187
38247	187
38300	188
38301	188
38306	188
38307	188
38312	188
38313	188
38318	189
38319	189
38324	190
38325	190
38326	190
38327	190
38328	190
38333	190
38334	190
38335	190
38336	190
38337	190
38342	190
38343	190
38344	190
38345	190
38346	190
38351	189
38352	189
38357	189
38358	189
38362	189
38363	189
38364	189
38368	190
38369	190
38370	190
38371	190
38372	190
38711	130
38715	130
38718	130
38732	130
38761	130
38769	130
38770	130
38800	69
38802	69
38806	69
38808	69
38810	69
38827	69
38828	69
38830	69
38832	69
38834	69
38836	69
38860	69
38861	69
38862	69
38864	69
38866	69
38868	69
38873	70
38874	70
38910	195
38911	195
38915	195
38916	195
38920	195
38923	195
38926	195
38927	195
38950	194
38951	194
38951BA	194
38952	194
38952BA	194
38952G	194
38952GA	194
38952O	194
38952OA	194
38952R	194
38952RA	194
38952U	194
38952UA	194
38952Y	194
38953	194
38953BA	194
38954	194
38954BA	194
38960	194
38960B1	194
38960B5	194
38960BA	194
38960G	194
38960GA	194
38960O	194
38960R	194
38960R5	194
38960RA	194
38960U	194
38960U5	194
38960UA	194
38960Y	194
38960YA	194
38965	194
38965B5	194
38965BA	194
38965G	194
38965R	194
38965R5	194
38965RA	194
38965U	194
38965U5	194
38965UA	194
38970	194
38970BA	194
38970G	194
38970GA	194
38970RA	194
38975	194
38975BA	194
38975GA	194
39318	189
39319	189
39357	189
39358	189
39506	191
39507	191
39508	191
39509	192
39510	192
39511	191
39512	191
39515	192
39516	192
39520	192
39521	192
39522	192
39524	192
39530	192
39531	192
39535	193
39537	193
39540	193
39541	193
39542	193
39543	193
39544	193
39550	193
39551	193
39552	193
39556	193
39557	193
39558	193
39559	193
39560	193
39566	193
39595	205
39596	205
39597	205
39600	205
39828	191
39829	191
39830	191
39831	191
39832	191
39833	191
39834	191
39855	195
*39856	195
39857	195
39870	191
39871	191
39874	191
39875	191
39877	191
39878	191
40001	357
40002	357
40003	357
40004	357
40005	357
40006	357
40007	357
40008	357
40009	357
40010	357
40011	357
40012	357
40013	357
40014	357
40015	357
40017	357
40020	357
40021	357
40022	357
40023	357
40024	357
40025	357
40026	357
40027	357
40028	357
40029	357
40030	357
40031	357
40032	357
40034	357
40035	357
40036	357
40040	358
40041	358
40042	358
40043	358
40044	358
40045	358
40046	358
40047	358
40048	358
40049	358
40050	358
40051	358
40052	358
40054	358
40056	358
40060	358
40061	358
40062	358
40063	358
40064	358
40065	358
40066	358
40067	358
40068	358
40069	358
40070	358
40071	358
40072	358
40073	358
40074	358
40075	358
40076	358
40079	358
40080	359
40081	359
40082	359
40083	359
40084	359
40085	359
40086	359
40087	359
40088	359
40089	359
40090	359
40091	359
40092	359
40093	359
40094	359
40095	359
40096	359
40097	359
40098	359
40100	359
40101	359
40102	359
40103	359
40104	359
40105	359
40106	359
40107	359
40108	359
40109	359
40110	359
40111	359
40112	359
40113	359
40114	359
40115	359
40118	359
40119	359
40120	360
40121	360
40122	360
40123	360
40124	360
40125	360
40126	360
40127	360
40128	360
40129	360
40131	360
40135	360
40140	360
40141	360
40142	360
40143	360
40144	360
40145	360
40146	360
40147	360
40148	360

MIDLAND INDUSTRIES

NUMERICAL INDEX

Part#	Page
40149	360
40151	360
40153	360
40155	360
40156	360
40158	360
40159	360
40160	361
40161	361
40162	361
40163	361
40164	361
40165	361
40166	361
40167	361
40168	361
40169	361
40170	361
40171	361
40172	361
40174	361
40175	361
40176	361
40177	361
40178	361
40179	361
40180	361
40181	361
40182	361
40183	361
40184	361
40185	361
40186	361
40187	361
40189	361
40193	361
40200	362
40201	362
40202	362
40203	362
40205	362
40206	362
40207	362
40209	362
40211	362
40213	362
40220	362
40222	362
40223	362
40229	362
40233	362
40234	362
40245	358
40262	359
40273	359
40276	361
40280	361
41040	363
41041	363
41042	363
41043	363
41044	363
41045	363
41046	363
41047	363
41048	363
41049	363
41050	363
41054	363
41060	363
41061	363
41062	363
41063	363
41064	363
41065	363
41066	363
41067	363
41068	363
41069	363
41070	363
41072	363
41074	363
41076	363
44100	365
44100LF	365
44101	365
44101LF	365
44102	365
44102LF	365
44103	365
44103LF	365
44104	365
44104LF	365
44105	365
44105LF	365
44106	365
44106LF	365
44107	365
44107LF	365
44108	365
44108LF	365
44109	365
44109LF	365
44110	365
44110LF	365
44123LF	365
44124	365
44124LF	365
44127	365
44127LF	365
44130LF	365
44131	365
44131LF	365
44134	365
44134LF	365
44137	365
44137LF	365
44138LF	365
44142LF	365
44146LF	365
44160	366
44160LF	366
44161	366
44161LF	366
44162	366
44162LF	366
44163	366
44163LF	366
44164	366
44164LF	366
44165	366
44165LF	366
44166	366
44166LF	366
44167	366
44167LF	366
44168	366
44168LF	366
44169	366
44169LF	366
44170	366
44170LF	366
44180	366
44180LF	366
44181	366
44181LF	366
44182	366
44182LF	366
44183	366
44183LF	366
44184	366
44184LF	366
44185	366
44185LF	366
44186	366
44186LF	366
44187	366
44187LF	366
44188	366
44188LF	366
44189	366
44189LF	366
44190	366
44190LF	366
44200	367
44200LF	367
44201	367
44201LF	367
44202	367
44202LF	367
44203	367
44203LF	367
44204	367
44204LF	367
44205	367
44205LF	367
44206	367
44206LF	367
44207	367
44207LF	367
44208	367
44208LF	367
44250	367
44250LF	367
44251	367
44251LF	367
44252	367
44252LF	367
44253	367
44253LF	367
44254	367
44254LF	367
44255	367
44255LF	367
44256	367
44256LF	367
44257	367
44257LF	367
44258	367
44258LF	367
44259	367
44259LF	367
44260	367
44260LF	367
44261LF	367
44268LF	368
44276	368
44276LF	368
44280	368
44280LF	368
44282	368
44282LF	368
44283	368
44283LF	368
44286	368
44286LF	368
44287	368
44287LF	368
44288	368
44288LF	368
44291	368
44291LF	368
44296	368
44296LF	368
44297LF	368
44298	368
44298LF	368
44299	368
44301LF	368
44303	368
44303LF	368
44306	368
44306LF	368
44314LF	368
44316LF	368
44318LF	368
44322LF	368
44327LF	368
44328LF	368
44330LF	368
44336LF	368
44351LF	368
44391	367
44391LF	367
44392	367
44392LF	367
44393	367
44393LF	367
44394	367
44394LF	367
44395	367
44395LF	367
44396	367
44396LF	367
44397	367
44397LF	367
44398	367
44398LF	367
44410	369
44410LF	369
44411	369
44411LF	369
44412	369
44412LF	369
44413	369
44413LF	369
44414	369
44414LF	369
44415	369
44415LF	369
44416	369
44416LF	369
44417	369
44417LF	369
44418	369
44418LF	369
44419	369
44419LF	369
44420	369
44420LF	369
44421LF	369
44430	369
44430LF	369
44431	369
44431LF	369
44432	369
44432LF	369
44433	369
44433LF	369
44434	369
44434LF	369
44435	369
44435LF	369
44436	369
44436LF	369
44437	369
44437LF	369
44438	369
44438LF	369
44440	369
44440LF	369
44441	369
44441LF	369
44442	369
44442LF	369
44445	369
44445LF	369
44446	369
44446LF	369
44447	369
44447LF	369
44448	369
44448LF	369
44449	369
44449LF	369
44450	369
44450LF	369
44451	369
44451LF	369
44452	369
44452LF	369
44453	369
44453LF	369
44454	369
44454LF	369
44456	369
44456LF	369
44462	369
44462LF	369
44463LF	369
44470	370
44470LF	370
44471	370
44471LF	370
44472	370
44472LF	370
44473	370
44473LF	370
44474	370
44474LF	370
44475	370
44475LF	370
44476	370
44476LF	370
44477	370
44477LF	370
44478	370
44478LF	370
44479LF	370
44480	370
44480LF	370
44500	371
44500LF	371
44501	371
44501LF	371
44502	371
44502LF	371
44503	371
44503LF	371
44504	371
44504LF	371
44505	371
44505LF	371
44506	371
44506LF	371
44507	371
44507LF	371
44508	371
44508LF	371
44509	371
44509LF	371
44510*	371
44510LF*	371
44511*	371
44511LF	371
44512	371

MIDLAND INDUSTRIES
NUMERICAL INDEX

Part#	Page
44512LF	371
44513	371
44513LF	371
44514	371
44514LF	371
44515	371
44516*	371
44516LF	371
44517	371
44517LF	371
44518	371
44518LF	371
44519	371
44520	371
44521*	371
44521LF*	371
44522*	371
44522LF*	371
44523	371
44523LF	371
44524	371
44524LF	371
44527*	371
44527LF	371
44528*	371
44528LF	371
44529*	371
44529LF*	371
44530	371
44530LF	371
44531	371
44531LF	371
44532	371
44534	371
44534LF	371
44535	371
44535LF	371
44537	371
44537LF	371
44538	371
44538LF	371
44539	371
44539LF	371
44543	371
44543LF	371
44600	370
44600LF	370
44601	370
44601LF	370
44602	370
44602LF	370
44603	370
44603LF	370
44604	370
44604LF	370
44605	370
44605LF	370
44606	370
44606LF	370
44607	370
44607LF	370
44608	370
44608LF	370
44609	370
44609LF	370
44610	370
44610LF	370
44633	372
44634	372
44634LF	372
44635	372
44636	372
44637	372
44638	372
44650*	372
44650LF	372
44651*	372
44651LF	372
44652*	372
44652LF	372
44653	372
44653LF	372
44654	372
44654LF	372
44655	372
44655LF	372
44656	372
44656LF	372
44657	372
44657LF	372
44658	372
44658LF	372
44660	372
44670	372
44670LF	372
44671	372
44671LF	372
44672	372
44672LF	372
44673	372
44673LF	372
44674	372
44674LF	372
44675	372
44675LF	372
44676	372
44676LF	372
44677	372
44677LF	372
44678	372
44678LF	372
44701	372
44703	372
44704	372
44705	372
44720	373
44721	373
44722	373
44723	373
44724	373
44725	373
44726	373
44727	373
44728	373
44740	373
44742	373
44753	373
44791LF	373
44792LF	373
44794LF	373
44795LF	373
44796LF	373
44797LF	373
44798LF	373
44840LF	366
44841LF	366
44842LF	366
44843LF	366
44844LF	366
44845LF	366
45102	380
45102LF	380
45103	380
45103LF	380
45104	380
45104LF	380
45105	380
45105LF	380
45162	380
45163	380
45164	380
45165	380
45412	380
45412LF	380
45413	380
45413LF	380
45414	380
45435	380
45473	380
45652	380
45653	380
46002	208
46003	208
46011	208
46012	208
46013	208
46020	208
46021	208
46022	208
46023	208
46028	208
46029	208
46036	209
46040	209
46045	209
46046	209
46048	209
46050	209
46051	209
46055*	209
46056	209
46060	209
46061	209
46064	205
46066	205
46067	205
46069	205
46070	205
46071	205
46072	205
46073	205
46074	206
46075	206
46076	206
46077	206
46078	206
46079	206
46080	206
46081	206
46082	206
46083	206
46084*	206
46085	206
46086	206
46087	206
46088	206
46089	206
46089A	206
46090HLF	246
46130	207
46131	207
46140	207
46141	207
46142	207
46151	207
46152	207
46153	207
46160	207
46161	207
46161T*	207
46162	207
46165	207
46166	207
46167	207
46200	215
46201	215
46202	215
46241	211
46244	211
46247	211
46248	211
46250	211
46251	211
46252	211
46255	211
46256	211
46270	273
46277	273
46401	210
46401M	210
46402	210
46406M	210
46411M	210
46429M	210
46440	213
46443	213
46450	210
46451	210
46455	210
46456	210
46457	210
46465	210
46466	210
46467	210
46475	210
46476	210
46485	210
46500	215
46505	215
46510	215
46511	215
46512	215
46513	215
46514	215
46517	215
46520	212
46521	212
46522	212
46523	212
46524	212
46529	212
46530	212
46531	212
46532	212
46533	212
46540	58
46541	58
46560	215
46561	215
46562	215
46563	215
46564	215
46565	215
46566	215
46567	215
46568	215
46570	215
46571	215
46572	215
46573	215
46575	215
46576	215
46577	215
46578	215
46600	576
46607	576
46615	575
46620	573
46621	573
46622	573
46630	573
46631	573
46650	214
46651	214
46652	214
46653	214
46660	214
46661	214
46662	214
46670	214
46681	214
46682	214
46830	213
46832	213
46833	213
46878	213
46900	213
46903	213
46903I	301
46903SS	319
46904I	301
46904SS	319
46905SS	319
46910	213
46912	213
46912SS	319
46913SS	319
46920	213
46922	213
46922A	213
46922I	301
46922SS	319
46923	213
46923I	301
46923SS	319
46924	213
46924I	301
46924SS	319
46930	303
46930SS	318
46930T	303
46931	303
46931SS	318
46931T	303
46932	303
46932SS	318
46932T	303
46933	303
46933SS	318
46933T	303
46934	302
46934L	302
46934LT	302
46934SS	318
46935	302
46935L	302
46935LT	302
46935SS	318
46936	302
46936L	302
46936LT	302
46936SS	318
46937	302
46937L	302
46937SS	318
46951	213
46956	213
46980	213
46981	213
46987	212
46988	212
46989	212
48001	382
48002	382
48003	382
48004	382

MIDLAND INDUSTRIES

NUMERICAL INDEX

Part#	Page
48005	382
48006	382
48007	382
48008	382
48009	382
48010	382
48011	382
48015	382
48020	382
48021	382
48022	382
48023	382
48024	382
48025	382
48026	382
48027	382
48028	382
48029	382
48030	382
48032	382
48034	382
48036	382
48040	383
48041	383
48042	383
48043	383
48044	383
48045	383
48046	383
48047	383
48048	383
48049	383
48050	383
48052	383
48054	383
48060	383
48061	383
48062	383
48063	383
48064	383
48065	383
48066	383
48067	383
48068	383
48069	383
48070	383
48071	383
48072	383
48073	383
48074	383
48075	383
48076	383
48080	384
48081	384
48082	384
48083	384
48084	384
48085	384
48086	384
48087	384
48088	384
48089	384
48090	384
48092	384
48094	384
48096	384
48100	384
48101	384
48102	384
48103	384
48104	384
48105	384
48106	384
48107	384
48108	384
48109	384
48110	384
48111	384
48113	384
48115	384
48120	385
48121	385
48122	385
48123	385
48124	385
48125	385
48126	385
48127	385
48128	385
48129	385
48131	385
48135	385
48140	385
48141	385
48142	385
48143	385
48144	385
48145	385
48146	385
48147	385
48148	385
48149	385
48151	385
48152	385
48153	385
48155	385
48160	386
48161	386
48162	386
48163	386
48164	386
48165	386
48166	386
48167	386
48168	386
48170	386
48172	386
48174	386
48180	386
48187	386
48200	386
48201	386
48203	386
48205	386
48207	386
48213	386
48220	386
48223	386
48227	386
48229	386
49001	382
49002	382
49003	382
49004	382
49005	382
49006	382
49007	382
49008	382
49009	382
49010	382
49011	382
49017	382
49020	382
49021	382
49022	382
49023	382
49024	382
49025	382
49026	382
49027	382
49028	382
49029	382
49030	382
49032	382
49033	382
49034	382
49035	382
49036	382
49040	383
49041	383
49042	383
49043	383
49044	383
49045	383
49046	383
49047	383
49048	383
49049	383
49050	383
49052	383
49054	383
49060	383
49061	383
49062	383
49063	383
49064	383
49065	383
49066	383
49067	383
49068	383
49069	383
49070	383
49076	383
49080	384
49081	384
49082	384
49083	384
49084	384
49085	384
49086	384
49087	384
49088	384
49089	384
49090	384
49091	384
49092	384
49094	384
49096	384
49100	384
49101	384
49102	384
49103	384
49104	384
49105	384
49106	384
49107	384
49108	384
49109	384
49111	384
49113	384
49115	384
49120	385
49121	385
49122	385
49123	385
49124	385
49125	385
49126	385
49127	385
49128	385
49129	385
49140	385
49141	385
49142	385
49143	385
49144	385
49145	385
49146	385
49147	385
49148	385
49149	385
49160	386
49161	386
49162	386
49163	386
49164	386
49165	386
49166	386
49167	386
49168	386
49170	386
49174	386
49200	386
49201	386
49203	386
49207	386
49213	386
49220	386
49223	386
49234	386
49236	386
50001	106
50002	601
50004	601
50008	601
50011	106
50016	82
53725-0604	438
53725-1008	438
53746-0812	439
53746-1012	439
53746-1212	439
53748-0812	439
53748-1012	439
53748-1212	439
54042	601
54044	601
54046	601
54048	601
55002	603
55004	603
55006	603
55008	603
55018	604
55022	604
55024	604
55026	604
55032	604
55034	604
55036	604
55038	604
55042	605
55044	605
55046	605
55048	605
55052	605
55054	605
55056	605
55058	605
55060	445
55061	445
55062	445
55063	445
55064	445
55065	445
55066	445
55067	445
55068	445
55069	445
55070	445
55072	445
55074	445
55075	445
55076	445
55080	445
55081	445
55082	445
55083	445
55084	445
55085	445
55086	445
55087	445
55088	445
55089	445
55090	445
55092	445
55093	445
55096	445
55097	445
55098	445
55099	445
55120	445
55121	445
55122	445
55123	445
55124	445
55125	445
55126	445
55127	445
55128	445
55129	445
55131	445
55132	445
55140	446
55141	446
55142	446
55143	446
55144	446
55145	446
55146	446
55147	446
55148	446
55149	446
55150	446
55151	446
55160	446
55161	446
55162	446
55163	446
55164	446
55165	446
55166	446
55167	446
55168	446
55170	446
55174	446
55175	446
55176	446
55179	446
55200	446
55201	446
55203	446
55205	446
55207	446
55209	446
55211	446
55213	446
55241	445
55292	446
56001	396
56002	396
56003	396
56004	396
56005	396
56006	396
56007	396

MIDLAND INDUSTRIES
NUMERICAL INDEX

Part#	Page
56008	396
56009	396
56010	396
56011	396
56012	396
56013	396
56014	396
56015	396
56017	396
56020	396
56021	396
56022	396
56023	396
56024	396
56025	396
56026	396
56027	396
56028	396
56029	396
56030	396
56031	396
56032	396
56033	396
56034	396
56035	396
56036	396
56038	396
56040	397
56041	397
56042	397
56043	397
56044	397
56045	397
56046	397
56047	397
56048	397
56049	397
56050	397
56051	397
56052	397
56054	397
56055	397
56056	397
56058	606
56060	397
56061	397
56062	397
56063	397
56064	397
56065	397
56066	397
56067	397
56068	397
56069	397
56070	397
56071	397
56072	397
56073	397
56074	397
56075	397
56076	397
56080	398
56081	398
56082	398
56083	398
56084	398
56085	398
56086	398
56087	398
56088	398
56089	398
56090	398
56091	398
56092	398
56093	398
56094	398
56095	398
56096	398
56100	399
56101	399
56102	399
56103	399
56104	399
56105	399
56106	399
56107	399
56108	399
56109	399
56110	399
56111	399
56112	399
56113	399
56114	399
56115	399
56120	400
56121	400
56122	400
56123	400
56124	400
56125	400
56126	400
56127	400
56128	400
56129	400
56130	400
56131	400
56132	400
56133	400
56134	400
56135	400
56140	400
56141	400
56142	400
56143	400
56144	400
56145	400
56146	400
56147	400
56148	400
56149	400
56150	400
56151	400
56152	400
56153	400
56154	400
56155	400
56160	401
56161	401
56162	401
56163	401
56164	401
56165	401
56166	401
56167	401
56168	401
56169	401
56170	401
56171	401
56172	401
56173	401
56174	401
56180	401
56181	401
56182	401
56183	401
56184	401
56185	401
56186	401
56187	401
56188	401
56189	401
56190	401
56191	401
56192	401
56193	401
56220	402
56221	402
56223	402
56224	402
56225	402
56226	402
56227	402
56228	402
56229	402
56240	397
56241	397
56242	397
56243	397
56245	397
56246	397
56247	397
56250	398
56251	398
56252	398
56253	398
56255	398
56256	398
56257	398
56260	399
56261	399
56262	399
56263	399
56265	399
56266	399
56267	399
56270	400
56271	400
56272	400
56273	400
56275	400
56276	400
56280	400
56281	400
56282	400
56283	400
56285	400
56286	400
56290	401
56291	401
56292	401
56293	401
56295	401
56296	401
56297	401
56300	403
56301	403
56330	402
56331	402
56332	402
56340	402
56341	402
56342	402
56343	402
56344	402
56346	402
56347	402
56430	397
56526	606
56528	606
57001	396
57002	396
57003	396
57004	396
57005	396
57006	396
57007	396
57008	396
57009	396
57010	396
57011	396
57012	396
57013	396
57014	396
57015	396
57017	396
57020	396
57021	396
57022	396
57023	396
57024	396
57025	396
57026	396
57027	396
57028	396
57029	396
57030	396
57031	396
57032	396
57033	396
57034	396
57035	396
57036	396
57040	397
57041	397
57042	397
57043	397
57044	397
57045	397
57046	397
57047	397
57048	397
57049	397
57050	397
57051	397
57052	397
57053	397
57054	397
57055	397
57056	397
57060	397
57061	397
57062	397
57063	397
57064	397
57065	397
57066	397
57067	397
57068	397
57069	397
57070	397
57071	397
57072	397
57073	397
57074	397
57075	397
57076	397
57080	398
57081	398
57082	398
57083	398
57084	398
57085	398
57086	398
57087	398
57088	398
57089	398
57090	398
57091	398
57092	398
57093	398
57094	398
57095	398
57096	398
57100	399
57101	399
57102	399
57103	399
57104	399
57105	399
57106	399
57107	399
57108	399
57109	399
57110	399
57111	399
57112	399
57113	399
57114	399
57115	399
57120	400
57121	400
57122	400
57123	400
57124	400
57125	400
57126	400
57127	400
57128	400
57129	400
57130	400
57131	400
57132	400
57133	400
57134	400
57135	400
57140	400
57141	400
57142	400
57143	400
57144	400
57145	400
57146	400
57147	400
57148	400
57149	400
57150	400
57151	400
57152	400
57153	400
57154	400
57155	400
57160	401
57161	401
57162	401
57162GBS	412
57162TB	413
57162TV	412
57162V	413
57163	401
57164	401
57164TV	412
57164V	413
57165	401
57166	401
57167	401
57168	401
57168TV	412
57168V	413
57169	401
57170	401
57170TV	412
57170V	413
57171	401
57172	401
57172TV	412
57172V	413

MIDLAND INDUSTRIES
NUMERICAL INDEX

Part#	Page
57173	401
57174	401
57174TV	412
57174V	413
57180	401
57181	401
57182	401
57183	401
57184	401
57185	401
57186	401
57187	401
57188	401
57189	401
57190	401
57191	401
57192	401
57193	401
57201GBS	412
57201TB	413
57201TV	412
57201V	413
57203TV	412
57203V	413
57207TV	412
57207V	413
57209TV	412
57209V	413
57211TV	412
57211V	413
57213TV	412
57213V	413
57220	402
57221TB	413
57222GBS	412
57222TV	412
57223	402
57223TV	412
57223V	413
57224	402
57225	402
57226	402
57227	402
57227TV	412
57227V	413
57228	402
57228TV	412
57228V	413
57229	402
57229TV	412
57229V	413
57240	397
57241	397
57242	397
57243	397
57245	397
57246	397
57247	397
57250	398
57251	398
57252	398
57253	398
57255	398
57256	398
57257	398
57260	399
57261	399
57262	399
57263	399
57265	399
57266	399
57267	399
57270	400
57271	400
57272	400
57273	400
57275	400
57275	400
57276	400
57280	400
57281	400
57282	400
57283	400
57285	400
57286	400
57287	400
57290	401
57291	401
57292	401
57293	401
57295	401
57296	401
57297	401
57300	403
57301	403
57304	403
57305	403
57306	403
57308	403
57320	403
57322	403
57324	403
57326	403
57328	403
57330	402
57331	402
57332	402
57332TV	412
57332V	413
57400GBS	412
57430	397
57431	397
57500GBS	412
57600GBS	412
59001SMLS	405
59002SMLS	405
59003SMLS	405
59004SMLS	405
59005SMLS	405
59006SMLS	405
59007SMLS	405
59008SMLS	405
59009SMLS	405
59010SMLS	405
59011SMLS	405
59020SMLS	405
59021SMLS	405
59022SMLS	405
59023SMLS	405
59024SMLS	405
59025SMLS	405
59026SMLS	405
59027SMLS	405
59028SMLS	405
59029SMLS	405
59030SMLS	405
59032SMLS	405
59034SMLS	405
59036SMLS	405
59040SMLS	406
59041SMLS	406
59042SMLS	406
59043SMLS	406
59044SMLS	406
59045SMLS	406
59046SMLS	406
59047SMLS	406
59048SMLS	406
59049SMLS	406
59050SMLS	406
59056SMLS	406
59060SMLS	406
59060SMLSXX	411
59061SMLS	406
59062SMLS	406
59062SMLSXX	411
59063SMLS	406
59064SMLS	406
59064SMLSXX	411
59065SMLS	406
59066SMLS	406
59066SMLSXX	411
59067SMLS	406
59068SMLS	406
59069SMLS	406
59070SMLS	406
59070SMLSXX	411
59071SMLS	406
59072SMLS	406
59074SMLS	406
59076SMLS	406
59080SMLS	407
59080SMLSXX	411
59081SMLS	407
59082SMLS	407
59082SMLSXX	411
59083SMLS	407
59084SMLS	407
59085SMLS	407
59086SMLS	407
59086SMLSXX	411
59087SMLS	407
59088SMLS	407
59089SMLS	407
59090SMLS	407
59090SMLSXX	411
59091SMLS	407
59092SMLS	407
59094SMLS	407
59096SMLS	407
59100SMLS	407
59100SMLSXX	411
59101SMLS	407
59101SMLSXX	411
59102SMLS	407
59103SMLS	407
59103SMLSXX	411
59104SMLS	407
59105SMLS	407
59105SMLSXX	411
59106SMLS	407
59107SMLS	407
59108SMLS	407
59109SMLS	407
59109SMLSXX	411
59110SMLS	407
59111SMLS	407
59112SMLS	407
59113SMLS	407
59115SMLS	407
59120SMLS	408
59121SMLS	408
59122SMLS	408
59123SMLS	408
59124SMLS	408
59125SMLS	408
59126SMLS	408
59127SMLS	408
59128SMLS	408
59129SMLS	408
59130SMLS	408
59131SMLS	408
59132SMLS	408
59133SMLS	408
59134SMLS	408
59135SMLS	408
59140SMLS	408
59141SMLS	408
59142SMLS	408
59143SMLS	408
59144SMLS	408
59145SMLS	408
59146SMLS	408
59147SMLS	408
59148SMLS	408
59149SMLS	408
59150SMLS	408
59151SMLS	408
59153SMLS	408
59155SMLS	408
59160SMLS	409
59160SMLSXX	411
59161SMLS	409
59161SMLSXX	411
59162SMLS	409
59162SMLSXX	411
59162TV	412
59162V	413
59163SMLS	409
59163SMLSXX	411
59164SMLS	409
59164SMLSXX	411
59164TV	412
59164V	413
59165SMLS	409
59166SMLS	409
59166SMLSXX	411
59167SMLS	409
59168SMLS	409
59168SMLSXX	411
59168TV	412
59168V	413
59169SMLS	409
59170SMLS	409
59170SMLSXX	411
59170TV	412
59170V	413
59171SMLS	409
59172SMLS	409
59172SMLSXX	411
59172TV	412
59172V	413
59173SMLS	409
59174SMLS	409
59174SMLSXX	411
59174TV	412
59174V	413
59180SMLS	409
59181SMLS	409
59182SMLS	409
59183SMLS	409
59184SMLS	409
59185SMLS	409
59186SMLS	409
59187SMLS	409
59188SMLS	409
59189SMLS	409
59190SMLS	409
59191SMLS	409
59192SMLS	409
59193SMLS	409
59197SMLS	409
59200SMLS	410
59201SMLS	410
59201TV	412
59201V	413
59202SMLS	410
59203SMLS	410
59203TV	412
59203V	413
59204SMLS	410
59205SMLS	410
59206SMLS	410
59207SMLS	410
59207TV	412
59207V	413
59209SMLS	410
59209TV	412
59209V	413
59211SMLS	410
59211TV	412
59211V	413
59212SMLS	410
59213SMLS	410
59213TV	412
59213V	413
59220SMLS	410
59221SMLS	410
59221TV	412
59221V	413
59222TV	412
59223SMLS	410
59224SMLS	410
59225SMLS	410
59225TV	412
59225V	413
59227SMLS	410
59227TV	412
59227V	413
59228SMLS	410
59229SMLS	410
59229TV	412
59229V	413
59231SMLS	410
59231TV	412
59231V	413
59300SMLS	410
59301SMLS	410
59305SMLS	410
59308SMLS	410
59320SMLS	410
59322SMLS	410
59324SMLS	410
59328SMLS	410
61050	626
61052	626
61053	626
61054	626
61055	626
61150	626
61152	626
61153	626
61154	626
61155	626
61451	462
61452	462
61453	462
61455	462
61457	462
61775	414
61776	414
61777	414
61778	414
62075	391
62076	391
62077	391
62078	391
62079	391
62080	391
62100	388
62101	388
62102	388
62103	388
62104	388
62105	388
62106	388

MIDLAND INDUSTRIES

NUMERICAL INDEX

Part#	Page
62107	388
62108	388
62109	388
62110	388
62112	388
62160	388
62161	388
62162	388
62163	388
62164	388
62165	388
62166	388
62167	388
62168	388
62169	388
62170	388
62171	388
62180	388
62181	388
62182	388
62183	388
62184	388
62185	388
62186	388
62187	388
62188	388
62189	388
62190	388
62191	388
62250	389
62251	389
62252	389
62253	389
62254	389
62255	389
62256	389
62257	389
62258	389
62259	389
62260	389
62261	389
62391	389
62392	389
62393	389
62394	389
62395	389
62396	389
62397	389
62398	389
62410	390
62410B	390
62411	390
62411B	390
62412	390
62412B	390
62413	390
62413B	390
62414	390
62414B	390
62415	390
62415B	390
62416	390
62416B	390
62417	390
62417B	390
62418	390
62418B	390
62419	390
62420	390
62420B	390
62421	390
62428	390
62430	390
62431	390
62432	390
62433	390
62434	390
62435	390
62436	390
62437	390
62438	390
62440	390
62441	390
62442	390
62445	390
62446	390
62447	390
62448	390
62449	390
62450	390
62451	390
62452	390
62453	390
62454	390
62455	390
62456	390
62457	390
62458	390
62459	390
62462	390
62470	391
62471	391
62472	391
62473	391
62474	391
62475	391
62476	391
62477	391
62478	391
62480	391
62481	391
62500	392
62501	392
62502	392
62503	392
62504	392
62505	392
62506	392
62507	392
62508	392
62509	392
62510	392
62511	392
62512	392
62513	392
62515	392
62516	392
62517	392
62518	392
62521	392
62522	392
62524	392
62527	392
62528	392
62529	392
62530	392
62531	392
62532	392
62534	392
62535	392
62537	392
62538	392
62539	392
62541	392
62543	392
62550	392
62557	392
62559	392
62600	391
62601	391
62602	391
62603	391
62604	391
62605	391
62606	391
62607	391
62608	391
62609	391
62610	391
62630	393
62631	393
62632	393
62633	393
62634	393
62635	393
62636	393
62637	393
62638	393
62640	393
62653	393
62654	393
62655	393
62656	393
62657	393
62658	393
62659	393
62660	393
62670	393
62671	393
62672	393
62700	393
62701	393
62702	393
62703	393
62704	393
62705	393
62706	393
62707	393
62720	389
62721	389
62722	389
62723	389
62724	389
62725	389
62726	389
62727	389
62728	389
62740	389
62741	389
62742	389
62744	389
62745	389
62748	389
62749	389
62770	391
62771	391
62772	391
62773	391
62774	391
62775	391
62776	391
62777	391
62778	391
62779	391
63075	391
63076	391
63077	391
63078	391
63079	391
63080	391
63100	388
63101	388
63102	388
63103	388
63104	388
63105	388
63106	388
63107	388
63108	388
63110	388
63112	388
63160	388
63161	388
63162	388
63163	388
63164	388
63165	388
63166	388
63167	388
63168	388
63169	388
63170	388
63171	388
63180	388
63181	388
63182	388
63183	388
63184	388
63185	388
63186	388
63187	388
63188	388
63189	388
63190	388
63192	388
63214	392
63215	392
63216	392
63217	392
63218	392
63250	389
63251	389
63252	389
63253	389
63254	389
63255	389
63256	389
63257	389
63258	389
63260	389
63261	389
63390	389
63391	389
63392	389
63393	389
63394	389
63395	389
63396	389
63397	389
63398	389
63410	390
63410B	390
63411	390
63411B	390
63412	390
63412B	390
63413	390
63413B	390
63414	390
63414B	390
63415	390
63415B	390
63416	390
63416B	390
63417	390
63417B	390
63418	390
63418B	390
63420	390
63421	390
63430	390
63431	390
63432	390
63433	390
63434	390
63435	390
63436	390
63437	390
63438	390
63440	390
63441	390
63442	390
63445	390
63446	390
63447	390
63448	390
63449	390
63450	390
63452	390
63453	390
63454	390
63455	390
63456	390
63459	390
63470	391
63471	391
63472	391
63473	391
63474	391
63475	391
63476	391
63477	391
63478	391
63480	391
63500	392
63501	392
63502	392
63504	392
63505	392
63506	392
63507	392
63508	392
63509	392
63510	392
63511	392
63512	392
63513	392
63515	392
63516	392
63517	392
63518	392
63521	392
63522	392
63523	392
63524	392
63526	392
63527	392
63528	392
63529	392
63530	392
63531	392
63534	392
63535	392
63537	392
63538	392
63539	392
63541	392
63543	392
63550	392
63600	391
63601	391
63602	391
63603	391
63604	391
63605	391
63606	391

MIDLAND INDUSTRIES

NUMERICAL INDEX

Part#	Page
63607	391
63608	391
63630	393
63631	393
63632	393
63633	393
63634	393
63635	393
63636	393
63637	393
63638	393
63641	393
63643	393
63653	393
63654	393
63655	393
63656	393
63657	393
63658	393
63660	394
63661	394
63662	394
63663	394
63664	394
63665	394
63670	393
63671	393
63672	393
63680	394
63681	394
63682	394
63683	394
63684	394
63720	389
63721	389
63722	389
63723	389
63724	389
63725	389
63726	389
63727	389
63728	389
63740	389
63741	389
63742	389
63744	389
63745	389
63748	389
63749	389
63760	394
63761	394
63762	394
63763	394
63764	394
63765	394
63771	391
63772	391
63773	391
63774	391
63775	391
63776	391
63777	391
63778	391
64002	607
64003	607
64004	607
64005	607
64006	607
64008	607
64100	417
64101	417
64102	417
64103	417
64104	417
64105	417
64106	417
64107	417
64108	417
64109	417
64110	417
64112	417
64114	417
64122	417
64123	417
64124	417
64126	417
64127	417
64130	417
64131	417
64133	417
64134	417
64136	417
64137	417
64138	417
64139	417
64140	417
64141	417
64142	417
64145	417
64150	417
64160	417
64161	417
64162	417
64163	417
64164	417
64165	417
64166	417
64167	417
64168	417
64169	417
64170	417
64171	417
64180	418
64181	418
64182	418
64183	418
64184	418
64185	418
64186	418
64187	418
64188	418
64189	418
64190	418
64191	418
64192	418
64200	418
64201	418
64202	418
64203	418
64204	418
64205	418
64206	418
64207	418
64208	418
64209	418
64210	418
64211	418
64250	419
64251	419
64252	419
64253	419
64254	419
64255	419
64256	419
64257	419
64258	419
64259	419
64260	419
64261	419
64262	419
64268	419
64269	419
64273	419
64276	419
64279	419
64280	419
64282	419
64283	419
64286	419
64287	420
64288	420
64289	419
64291	419
64292	420
64293	420
64294	420
64296	420
64297	420
64298	419
64299	419
64300	419
64301	419
64303	419
64305	420
64306	419
64309	420
64310	420
64314	420
64316	419
64317	419
64318	419
64319	419
64322	419
64325	420
64327	419
64328	419
64330	419
64334	419
64336	419
64342	419
64344	419
64347	420
64348	420
64351	419
64363	420
64364	420
64372	420
64375	420
64377	420
64383	420
64384	420
64385	420
64386	420
64390	418
64391	418
64392	418
64393	418
64394	418
64395	418
64396	418
64397	418
64398	418
64400	418
64410	421
64411	421
64412	421
64413	421
64414	421
64415	421
64416	421
64417	421
64418	421
64419	421
64420	421
64421	421
64422	421
64429	421
64430	421
64431	421
64432	421
64433	421
64434	421
64435	421
64436	421
64437	421
64438	421
64439	421
64440	421
64441	421
64442	421
64443	421
64444	421
64445	421
64446	421
64447	421
64448	421
64449	421
64450	421
64451	421
64452	421
64453	421
64454	421
64456	421
64457	421
64458	421
64459	421
64460	421
64461	421
64462	421
64463	421
64464	421
64465	421
64466	421
64470	423
64471	423
64472	423
64473	423
64474	423
64475	423
64476	423
64477	423
64478	423
64479	423
64480	423
64481	423
64482	423
64486	421
64500	422
64501	422
64502	422
64503	422
64504	422
64505	422
64506	422
64507	422
64508	422
64509	422
64510*	422
64511*	422
64512	422
64513	422
64514	422
64515	422
64516*	422
64517	422
64518	422
64519*	422
64520*	422
64521*	422
64522*	422
64523	422
64524	422
64525*	422
64526*	422
64527*	422
64528*	422
64529*	422
64530	422
64531	422
64532*	422
64533*	422
64534	422
64535	422
64537*	422
64538	422
64539	422
64540	422
64541*	422
64542*	422
64543	422
64545*	422
64546*	422
64547*	422
64549	422
64549*	422
64550	422
64553*	422
64557	422
64583	424
64584	424
64585	424
64600	423
64601	423
64602	423
64603	423
64604	423
64605	423
64606	423
64607	423
64608	423
64609	423
64610	423
64611	423
64651	423
64652	423
64653	423
64654	423
64655	423
64656	423
64657	423
64658	423
64659	423
64660	423
64661	423
64662	423
64690	425
64692	425
64693	425
64694	425
64695	425
64696	425
64697	425
64703	424
64704	424
64705	424
64706	424
64707	424
64708	424
64721	419
64729	419
64770	414
64771	414
64772	414
64773	414
64774	414
64775	414

MIDLAND INDUSTRIES

NUMERICAL INDEX

Part#	Page
64776	414
64777	414
64778	414
64779	414
64780	414
64781	414
64963	424
64964	424
64966	424
64968	424
65004	610
65006	610
65008	610
65024	610
65026	610
65028	610
65100	417
65101	417
65102	417
65103	417
65104	417
65105	417
65106	417
65107	417
65108	417
65109	417
65110	417
65112	417
65113	417
65114	417
65115	417
65122	417
65123	417
65124	417
65126	417
65127	417
65130	417
65131	417
65133	417
65134	417
65136	417
65137	417
65138	417
65139	417
65140	417
65141	417
65142	417
65145	417
65146	417
65150	417
65151	417
65160	417
65161	417
65162	417
65163	417
65164	417
65165	417
65166	417
65167	417
65168	417
65169	417
65170	417
65171	417
65180	418
65181	418
65182	418
65183	418
65184	418
65185	418
65186	418
65187	418
65188	418
65189	418
65190	418
65191	418
65192	418
65200	418
65201	418
65202	418
65203	418
65204	418
65205	418
65206	418
65207	418
65208	418
65209	418
65210	418
65211	418
65250	419
65251	419
65252	419
65253	419
65254	419
65255	419
65256	419
65257	419
65258	419
65259	419
65260	419
65261	419
65262	419
65267	420
65268	419
65269	419
65273	419
65276	419
65279	419
65280	419
65281	420
65282	419
65283	419
65286	419
65287	420
65288	420
65289	419
65291	419
65292	420
65293	420
65294	420
65295	420
65296	420
65297	420
65298	419
65299	419
65300	419
65301	419
65302	420
65303	419
65305	420
65306	419
65309	420
65310	420
65311	420
65312	420
65313	420
65314	420
65316	419
65317	419
65318	419
65319	419
65320	420
65321	420
65322	419
65323	420
65325	420
65326	420
65327	419
65328	419
65330	419
65331	420
65332	420
65334	419
65335	420
65336	419
65339	420
65342	419
65343	419
65344	419
65347	420
65348	420
65349	420
65350	420
65351	419
65357	419
65359	419
65363	420
65364	420
65365	420
65372	420
65375	420
65377	420
65383	420
65384	420
65385	420
65386	420
65387	420
65388	420
65390	418
65391	418
65392	418
65393	418
65394	418
65395	418
65396	418
65397	418
65398	418
65399	418
65400	418
65401	418
65410	421
65411	421
65412	421
65413	421
65414	421
65415	421
65416	421
65417	421
65418	421
65419	421
65420	421
65421	421
65422	421
65429	421
65430	421
65431	421
65432	421
65433	421
65434	421
65435	421
65436	421
65437	421
65438	421
65439	421
65440	421
65441	421
65442	421
65443	421
65444	421
65445	421
65446	421
65447	421
65448	421
65449	421
65450	421
65451	421
65452	421
65453	421
65454	421
65455	421
65456	421
65457	421
65458	421
65459	421
65460	421
65461	421
65462	421
65463	421
65464	421
65465	421
65466	421
65468	421
65470	423
65471	423
65472	423
65473	423
65474	423
65475	423
65476	423
65477	423
65478	423
65479	423
65480	423
65481	423
65482	423
65486	421
65491	421
65500	422
65501	422
65502	422
65503	422
65504	422
65505	422
65506	422
65507	422
65508	422
65509	422
65510*	422
65511*	422
65512	422
65512DT	425
65513	422
65514*	422
65515*	422
65516*	422
65517	422
65518	422
65518DT	425
65519*	422
65520*	422
65521*	422
65522*	422
65522DT	425
65523	422
65523DT	425
65524	422
65525*	422
65526*	422
65527*	422
65527DT	425
65528*	422
65528DT	425
65529*	422
65529DT	425
65530	422
65530DT	425
65531	422
65531DT	425
65532*	422
65533*	422
65534	422
65535	422
65537*	422
65538	422
65539	422
65540	422
65540DT	425
65541*	422
65541DT	425
65542*	422
65543	422
65543DT	425
65544	422
65545*	422
65546*	422
65547*	422
65549*	422
65550	422
65552	422
65553*	422
65555	422
65557	422
65558	422
65559	422
65573	424
65574	424
65575	424
65576	424
65583	424
65584	424
65600	423
65601	423
65602	423
65603	423
65604	423
65605	423
65606	423
65607	423
65608	423
65609	423
65610	423
65611	423
65650	423
65651	423
65652	423
65653	423
65654	423
65655	423
65656	423
65657	423
65658	423
65659	423
65660	423
65661	423
65662	423
65664	423
65690	425
65692	425
65693	425
65694	425
65695	425
65696	425
65697	425
65703	424
65704	424
65705	424
65706	424
65707	424
65708	424
65721	419
65770	414
65770API	415
65771	414
65771API	415
65772	414
65772API	415
65773	414

MIDLAND INDUSTRIES

NUMERICAL INDEX

Part#	Page
65773API	415
65774	414
65774API	415
65775	414
65775API	415
65776	414
65776API	415
65777	414
65777API	415
65778	414
65778API	415
65779	414
65779API	415
65780	414
65780API	415
65781	414
65781API	415
65781H	414
65782	414
65783	414
65783API	415
65784API	415
65963	424
65964	424
65965	424
65966	424
65967	424
65968	424
65970	424
65971	424
66000	469
66015	462
66024	612
66025	612
66026	612
66028	612
66470	426
66471	426
66472	426
66473	426
66474	426
66475	426
66476	426
66477	426
66478	426
66500	426
66501	426
66502	426
66503	426
66504	426
66505	426
66506	426
66507	426
66508	426
66509	426
66510	426
66511	426
66512	426
66513	426
66630	427
66631	427
66632	427
66633	427
66634	427
66635	427
66636	427
66637	427
66653	427
66654	427
66655	427
66656	427
66657	427
66658	427
66670	427
66671	427
66672	427
66705	426
66709	426
66713	426
66760	427
66761	427
66762	427
66763	427
66764	427
66765	427
66766	427
66767	427
66768	427
66769	427
66770	427
66771	427
66772	427
66773	427
66774	427
66775	427
66776	427
66777	427
66778	427
67470	426
67471	426
67472	426
67473	426
67474	426
67475	426
67476	426
67477	426
67500	426
67501	426
67502	426
67503	426
67504	426
67505	426
67506	426
67507	426
67508	426
67509	426
67510	426
67511	426
67512	426
67513	426
67630	427
67631	427
67632	427
67633	427
67634	427
67635	427
67636	427
67637	427
67638	427
67653	427
67654	427
67655	427
67656	427
67657	427
67658	427
67670	427
67671	427
67672	427
67700	426
67704	426
67705	426
67709	426
67713	426
67760	427
67761	427
67762	427
67763	427
67764	427
67765	427
67766	427
67767	427
67768	427
67769	427
67770	427
67771	427
67772	427
67773	427
67774	427
67775	427
67776	427
67777	427
67778	427
69101	428
69102	428
69103	428
69104	428
69105	428
69106	428
69107	428
69108	428
69112	428
69161	428
69162	428
69163	428
69164	428
69165	428
69166	428
69167	428
69168	428
69181	428
69182	428
69183	428
69184	428
69185	428
69186	428
69187	428
69188	428
69251	428
69252	428
69253	428
69254	428
69255	428
69256	428
69257	428
69258	428
69411	428
69412	428
69413	428
69414	428
69415	428
69416	428
69417	428
69418	428
69432	429
69434	429
69435	429
69438	429
69441	429
69442	429
69471	429
69472	429
69473	429
69474	429
69475	429
69476	429
69477	429
69478	429
69600	429
69601	429
69602	429
69603	429
69604	429
69605	429
69606	429
69607	429
69608	429
72404	623
72406	623
72408	623
73043	470
73044	470
73045	470
73046	470
73200N5	544
73201B	545
73201U	545
73203B	545
73203B1	545
73203B5	545
73203G	545
73203N1	544
73203N5	544
73203R	545
73203R5	545
73203U	545
73203U5	545
73203W	545
73203Y	545
73204B	545
73204N5	544
73204U	545
73204Y	545
73205B	545
73206B	545
73206B5	545
73206N1	544
73206N5	544
73206R	545
73206R5	545
73206U	545
73206U5	545
73206W	545
73206Y	545
73207B	545
73207B5	545
73207N5	544
73207R	545
73207U	545
73207Y	545
73230B	546
73231B	546
73232B	546
73232N5*	546
73233B	546
73238B	546
73341B	543
73343B	543
73343U	543
73345B	543
73345U	543
73346B	543
73951	72
73951	393
73952	72
73952	393
73953	72
73953	393
73954	72
73954	393
73955	72
73955	393
73956	72
73956	393
73957	72
73957	393
73958	72
73958	393
73959	72
73959	393
73960	72
73960	393
73970	72
73970	394
73971	72
73971	394
73972	72
73972	394
73973	72
73973	394
73974	72
73974	394
73975	72
73975	394
73976	72
73976	394
73977	72
73977	394
73979	72
73979	394
73980	72
73980	394
73981	72
73982	72
73982	394
73983	468
73984	468
74252	623
74254	623
74258	623
78252	623
78254	623
78256	623
78258	623
80001	580
80002	580
80003	580
80004	580
80005	580
80006	580
80007	580
80020	580
80031	580
80032	580
80033	580
80034	580
80035	580
80036	580
80061	581
80062	581
80063	581
80064	581
80065	581
80066	581
80067	581
80068	581
80069	581
80080	581
80081	581
80100	581
80101	581
80102	581
80103	581
80104	581
80105	581
80201	581
80202	581
80203	581
80204	581
80205	581
80206	581
80207	581
80208	581
80209	581
80301	580
80302	580
80303	580

MIDLAND INDUSTRIES

NUMERICAL INDEX

Part#	Page
80304	580
80305	580
80306	580
80307	580
80331	580
80332	580
80333	580
80334	580
80335	580
80336	580
80463	581
80501	580
80502	580
80503	580
80504	580
80505	580
80506	580
80511	580
80512	580
80513	580
80514	580
80515	580
80516	580
80601	581
80602	581
80603	581
80604	581
80605	581
80606	581
80611	581
80612	581
80613	581
80614	581
80615	581
80616	581
86001	554
86002	554
86005	554
86006	554
86012	554
86013	554
86017	554
86018	554
86020	554
86022	554
86030	553
86030RG	554
86030SS	553
86031	553
86031RG	554
86031SS	553
86032	553
86035	553
86035RG	554
86035SS	553
86036	553
86036RG	554
86036SS	553
86037	553
86040	553
86040SS	553
86041	553
86041SS	553
86042	553
86045	553
86045SS	553
86046	553
86046SS	553
86047	553
87400	577
87402	577
87404	577
87406	577
87408	578
87410	578
87412	578
87414	579
87416	579
87418	579
87420	579
87422	579
88024	539
88028	539
88032	539
88038	539
88050	539
88056	539
88065	539
88075	539
88085	539
88095	539
88112	539
89024	539
89028	539
89032	539
89038	539
89044	539
89050	539
89056	539
89065	539
89075	539
89085	539
89095	539
89112	539
90005	430
90008	430
90010	430
90011	430
90102	431
90103*	431
90104*	431
90105*	431
90106*	431
90107*	431
90110*	431
90111*	431
90114	431
90115	431
90116	431
90117	431
90119	431
90120	431
90121	431
90122	431
90123	431
90124	431
90125	431
90128	431
90130	431
90131	431
90132	431
90140	431
90141	431
90150	431
90212	430
90215	430
91008	430
91011	430
92010	539
92011	539
92012	539
92013	539
92014	539
92015	539
92016	539
92017	539
92107	431
92116	431
92121	431
92128	431
93008	539
93009	539
93011	539
93013	539
93017	539
93113	430
93121	430
93123	430
93124	430
93125	430
93127	430
93128	430
93130	430
93131	430
93139	430
93212*	430
95082	622
95084	622
95086	622
95088	622
95300	540
95301	540
95302	540
95303	540
95304	540
95305	540
95306	540
95307	540
95308	540
95309	540
95310	540
95311	540
95312	540
95313	540
95314	540
95315	540
95316	540
95317	540
95318	540
95319	540
95320	540
95321	540
95322	540
95323	540
95324	540
95325	540
95326	540
95327	540
95328	540
95329	540
95330	540
95331	540
95402	540
95404	540
95406	540
95408	540
95410	540
95414	540
95418	540
95422	540
95424	540
95427	540
95432	540
95433	540
95504	540
95506	540
95508	540
95510	540
95512	540
95514	540
95516	540
95518	540
95522	540
95523	540
95524	540
95610	195
95611	195
95612	195
95613	195
96203LW	337
96203UL	337
96204LW	337
96204UL	337
96206LW	337
96206UL	337
96208LW	337
96208UL	337
96301	540
96302	540
96303	540
96304	540
96305	540
96306	540
96307	540
96308	540
96310	540
96312	540
96314	540
96316	540
96318	540
96320	540
96322	540
96323	540
98801	557
98802	557
98810	556
98811	556
98812	556
98814	557
98815	557
98815SS	557
98823	556
98824	556
98825	556
98828	557
98830	557
98840	556
98841	556
98842	556
99803	557
99804	557
99812	556
99813	556
99816	557
99817	557
99825	556
99826	556
99828	557
99830	557
99841	556
99843	556
99850	561
99851	561
99852	561
99853	561
99857	561
99859	561
99860	561
99861	561
99862	560
99862S	559
99863	560
99864	560
99865	560
99865S	559
99866	560
99866S	559
99867	560
99868	560
99869S	559
99869SS	559
99870S	559
99871S	559
99872SS	559
99873SS	559
99874SS	559
100025	329
100035	329
100045	329
100065	329
100085	329
107024	349
107025	349
107026	349
107027	349
107029	349
107031	349
107032	349
107033	349
107034	349
107040	350
107042	350
107043	350
107044	350
107045	350
107047	350
107049	350
107051	350
107060	349
107061	349
107062	349
107063	349
107064	349
107065	349
107066	349
107067	349
107069	349
107071	349
107072	349
107073	349
107074	349
108025	352
108026	352
108027	352
108028	352
108029	352
108031	351
108032	351
108033	351
108034	351
108035	351
108036	351
108037	351
108038	351
108039	351
108040	351
108041	351
108074	352
108075	351
108076	351
108077	351
108088	351
108089	351
108090	351
108091	351
108092	351
108094	351
108095	351
108096	351
108097	351
108098	351
108099	351
108100	351
108101	351
140422	592
140442	592

MIDLAND INDUSTRIES

NUMERICAL INDEX

Part#	Page
140444	592
140446	592
140446	592
140448	592
140448	592
140464	592
140466	592
140468	592
140484	592
140486	592
140488	592
140522	592
140542	592
140544	592
140546	592
140564	592
140566	592
140568	592
140568	592
140584	592
140584	592
140586	592
140588	592
150122	592
150124	592
150142	592
150144	592
150146	592
150148	592
150164	592
150166	592
150184	592
150186	592
150188	592
150222	592
150224	592
150242	592
150244	592
150246	592
150248	592
150264	592
150266	592
150268	592
150284	592
150286	592
150288	592
150322	593
150324	593
150344	593
150346	593
150364	593
150366	593
150368	593
150384	593
150386	593
150388	593
150422	593
150444	593
150466	593
150488	593
160122	593
160144	593
160166	593
160188	593
160244	593
160266	593
160288	593
160344	593
160366	593
160388	593
170088	634
170388	634
170488	634
180088	634
190112	635
190116	635
190120	635
190124	635
190132	635
190212	635
190216	635
190220	635
190224	635
190232	635
195456	267
195457	267
195458	267
195459	267
195460	267
195461	267
195462	267
195470	267
195471	267
195472	267
195473	267
195474	267
195475	267
195476	267
195481	267
195502	267
195510	267
195511	267
195512	267
195520	267
195521	267
196112	635
196116	635
196120	635
196124	635
196132	635
196212	635
196216	635
196220	635
196224	635
196232	635
206112	636
206116	636
206120	636
206124	636
206132	636
206212	636
206216	636
206220	636
206224	636
206232	636
226188	636
240322	594
240332	594
240333	594
240344	594
240355	594
240364	594
240366	594
240384	594
240386	594
240388	594
240422	595
240442	595
240444	595
240446	595
240448	595
240454	595
240462	595
240464	595
240466	595
240468	595
240484	595
240486	595
240488	595
240522	595
240532	595
240542	595
240544	595
240546	595
240562	595
240564	595
240566	595
240568	595
240584	595
240586	595
240588	595
240664	596
240665	596
240666	596
240668	596
240684	596
240686	596
240810	596
240812	596
240814	596
240816	596
240820	596
240824	596
240832	596
250022	596
250044	596
250055	596
250064	596
250066	596
250086	596
250088	596
250122	597
250132	597
250142	597
250144	597
250146	597
250148	597
250162	597
250164	597
250166	597
250168	597
250184	597
250186	597
250188	597
250242	597
250244	597
250246	597
250262	597
250264	597
250266	597
250268	597
250284	597
250286	597
250288	597
250322	598
250342	598
250344	598
250346	598
250352	598
250362	598
250364	598
250366	598
250368	598
250384	598
250386	598
250388	598
260132	598
260142	598
260144	598
260166	598
260186	598
260188	598
260244	598
260266	598
260288	598
260322	598
260333	598
260344	598
260366	598
260388	598
270010	599
270012	599
270014	599
270016	599
270022	599
270024	599
270032	599
270044	599
270055	599
270066	599
270110	599
270112	599
270116	599
270120	599
270124	599
270210	599
270212	599
270216	599
270220	599
270310	600
270312	600
270316	600
270410	600
270412	600
270416	600
270544	600
270566	600
270568	600
270588	600
270644	600
270666	600
270688	600
300000	569
300001	569
300002	569
300003	569
300004	569
300005	521
300006	569
300008	569
300010	521
300012	521
300014	569
300015	569
300016	521
300017	569
300018	569
300019	569
300020	569
300021	569
300022	569
300023	569
300024	569
300026	569
300028	569
300032	569
300033	569
300034	569
300035	569
307030	575
307031	575
308070	538
320000	576
320005	576
320010	576
320011	576
320021	575
320022	575
320023	575
320035	574
320036	574
320050	574
320053	574
320054	574
320060	567
320061	567
320062	568
320063	568
320064	568
320065	568
320065SB	568
320066	568
320068	568
320070	574
320071	567
320072	567
320073	567
320074	567
320076	575
320078	575
320080	575
320081	567
320082	567
320083	574
320084	574
320085	574
320086	574
320087	574
320095	575
325004	522
325005	522
325006	522
325008	522
325010	522
325012	522
325016	522
325020	522
350004	523
350004SS	524
350005	523
350005SS	524
350006	523
350006SS	524
350008	523
350008SS	524
350010	523
350010SS	524
350012	523
350012SS	524
350016	523
350016SS	524
350020	523
350020SS	524
389522	194
400010	615
400012	615
400014	615
400016	615
400020	615
400022	615
400024	615
400032	615
400044	615
400066	615
400088	615
400110	615
400112	615
400116	615
400120	615
400122	615
400124	615
400132	615
400133	615
400144	615
400155	615
400166	615

MIDLAND INDUSTRIES
NUMERICAL INDEX

Part#	Page
400188	615
444000	472
444001	472
444002	472
444005	472
444006	472
444007	472
444008	472
444011	472
444020	472
444021	472
444023	472
444026	472
444040	472
444042	472
444045	472
444048	472
444049	472
444060	472
444062	472
444111	472
444112	472
444113	472
444318	472
500012	525
500016	601
500024	601
500032	601
500042	601
500064	601
500066	601
500084	601
500086	601
500088	525
500104	525
500128	525
500152	525
500188	525
500216	525
500248	525
500280	525
540402	171
540402S	171
540402SC	177
540404	171
540404S	171
540404SC	177
540406SC	177
540412	601
540416	601
540420	601
540424	601
540432	601
540442	601
540462	601
540464	601
540484	601
540486	601
540522	601
540524	601
540542	601
540544	601
540546	601
540548	601
540564	601
540566	601
540568	601
540588	601
540602	171
540602S	171
540602SC	177
540604	171
540604S	171
540604SC	177
540606	171
540606S	171
540606SC	177
540608	171
540608S	171
540608SC	177
540642	602
540662	602
540664	602
540682	602
540684	602
540686	602
540802C	177
540804	171
540804S	171
540804SC	177
540806	171
540806S	171
540806SC	177
540808	171
540808S	171
540808SC	177
541006	171
541006SC	177
541008	171
541008S	171
541008SC	177
541012SC	177
541206SC	177
541208	171
541208SC	177
541212	171
545302C	177
550012	525
550016	603
550020	525
550024	603
550028	525
550032	603
550036	525
550042	603
550048	525
550056	525
550064	603
550072	525
550084	603
550086	603
550088	525
550104	525
550122	604
550128	525
550144	604
550152	525
550166	604
550188	525
550212	604
550216	525
550220	604
550224	604
550232	604
550242	604
550246	604
550248	525
550264	604
550268	604
550280	525
550284	604
550286	604
550288	604
550312	525
550316	604
550320	604
550324	604
550332	604
550412	605
550416	605
550420	605
550424	605
550442	605
550464	605
550484	605
550486	605
550512	605
550516	605
550520	605
560012	605
560016	605
560020	605
560022	605
560044	605
560066	605
560088	605
560112	605
560116	605
560122	605
560144	605
560166	605
560212	605
560216	605
560222	605
560244	605
560266	605
560288	605
560312	606
560316	606
560322	606
560344	606
560366	606
560388	606
560412	606
560416	606
560422	606
560444	606
560466	606
560488	606
560512	606
560516	606
560520	606
560522	606
560544	606
560566	606
590400	168
590600	168
590800	168
595320	168
600006	521
600008	521
600010	521
600012	521
600016	521
600020	521
600024	521
600028	521
600032	521
600036	521
600040	521
600044	521
600048	521
600052	521
600056	521
600060	521
600064	521
600072	521
600080	521
600088	521
600096	521
611006	522
611008	522
611010	522
611012	522
611016	522
611020	522
611024	522
611028	522
611032	522
611036	522
611040	522
611044	522
611048	522
611052	522
611056	522
611060	522
611064	522
611072	522
611080	522
611088	522
611096	522
611104	522
611116	522
611128	522
611152	522
611164	522
611176	522
611188	522
611200	522
611212	522
611224	522
611248	522
611270	522
611312	522
611332	522
611390	522
620006	523
620006SS	524
620008	523
620008SS	524
620010	523
620010SS	524
620012	523
620012SS	524
620016	523
620016SS	524
620020	523
620020SS	524
620024	523
620024SS	524
620028	523
620028SS	524
620032	523
620032SS	524
620036	523
620036SS	524
620040	523
620040SS	524
620044	523
620044SS	524
620048	523
620048SS	524
620052	523
620052SS	524
620056	523
620056SS	524
620060	523
620060SS	524
620064	523
620064SS	524
620072	523
620072SS	524
620080	523
620088	523
620096	523
620104	523
620116	523
620128	523
620152	523
620164	523
620176	523
620188	523
620200	523
620212	523
620224	523
620248	523
620270	523
620300C	175
620312	523
620332	523
620390	523
620400	168
620400C	175
620400M	173
620409C	178
620532	168
620532C	175
620553C	178
620555C	178
620557C	178
620558C	178
620559C	178
620600	168
620600C	175
620600M	173
620604	168
620604C	178
620606C	178
620800	168
620800C	175
620800M	173
620806C	178
620806CC	175
620808C	178
621000	168
621000C	175
621000M	173
621200	168
621200C	175
621200M	173
621600M	173
640010	607
640012	607
640016	607
640020	607
640024	607
640032	607
640042	607
640046	607
640048	607
640054	607
640056	607
640064	607
640065	607
640068	607
640084	607
640086	607
640142	607
640144	607
640164	607
640166	607
640168	607
640184	607
640186	607
640188	607
640300C	175
640400	168
640400C	175
640406C	175
640442	608
640444	608
640464	608
640466	608
640468	608
640486	608
640488	608

MIDLAND INDUSTRIES

NUMERICAL INDEX

Part#	Page
640509	168
640600	168
640600C	175
640600M	173
640604C	175
640800	168
640800C	175
640800M	173
640806C	175
641000	168
641000C	175
641000M	173
641200	168
641200M	173
641208M	173
645320C	175
650010	610
650012	610
650016	610
650020	610
650024	610
650032	610
650068	610
650086	610
650142	610
650144	610
650164	610
650166	610
650168	610
650186	610
650188	610
650210	610
650212	610
650216	610
650300	168
650344	610
650364	610
650366	610
650386	610
650388	610
650400	168
650400C	175
650444	610
650464	610
650466	610
650486	610
650488	610
650524	611
650542	611
650544	611
650546	611
650554	611
650556	611
650562	611
650564	611
650566	611
650586	611
650588	611
650600	168
650600C	175
650642	611
650644	611
650664	611
650666	611
650668	611
650686	611
650688	611
650800	168
650800C	175
651000C	175
655320	168
655320C	175
660010	612
660012	612
660016	612
660020	612
660044	612
660066	612
660088	612
660210	612
660212	612
660216	612
660224	612
660402	168
660402C	175
660404	168
660404C	175
660406C	175
660602	168
660602C	175
660604	168
660604C	175
660606	168
660606C	175
660608C	175
660802C	175
660804	168
660804C	175
660806	168
660806C	175
660808	168
660808C	175
661008C	175
665302C	175
665304C	175
680300	169
680302	169
680302C	176
680402	169
680402C	176
680404	169
680404C	176
680406	169
680406C	176
680408C	176
680421	169
680602	169
680602C	176
680602M	173
680604	169
680604C	176
680604M	173
680606	169
680606C	176
680608	169
680608C	176
680802M	173
680804	169
680804C	176
680804M	173
680806	169
680806C	176
680806M	173
680808	169
680808C	176
681004M	173
681006	169
681006C	176
681006M	173
681008	169
681008C	176
681012C	176
681204M	173
681206C	176
681206M	173
681208	169
681208C	176
681212	169
681212C	176
685301C	176
685302C	176
685304C	176
685320	169
685321	169
685322	169
690302	169
690402	169
690402S	169
690402SC	176
690404	169
690404S	169
690404SC	176
690406	169
690406S	169
690406SC	176
690408SC	176
690602	169
690602S	169
690602SC	176
690604	169
690604S	169
690604SC	176
690606	169
690606S	169
690606SC	176
690608	169
690608S	169
690608SC	176
690804	169
690804S	169
690804SC	176
690806	169
690806S	169
690806SC	176
690808	169
690808S	169
690808SC	176
690812SC	176
691006	169
691006S	169
691006SC	176
691008	169
691008S	169
691008SC	176
691012SC	176
691208	169
691208S	169
691208SC	176
691212	169
691212S	169
691212SC	176
695302	169
695304SC	176
695322	169
695322S	169
695322SC	176
700042	622
700044	622
700060-02	235
700060-03	235
700060-04	235
700060-05	235
700060-06	235
700060-07	235
700060-08	235
700060-10	235
700060-12	235
700060-14	235
700061-02	236
700061-03	236
700061-04	236
700061-05	236
700061-06	236
700061-07	236
700061-08	236
700061-10	236
700061-12	236
700061-14	236
700062-02	237
700062-03	237
700062-04	237
700062-05	237
700062-06	237
700062-07	237
700062-08	237
700062-10	237
700062-12	237
700062-14	237
700064	622
700064-02	237
700064-03	237
700064-04	237
700064-05	237
700064-06	237
700064-08	237
700064-10	237
700064-14	237
700065-02	238
700065-03	238
700065-04	238
700065-05	238
700065-06	238
700065-08	238
700065-10	238
700065-12	238
700065-14	238
700066	622
700066-0202	239
700066-0302	239
700066-0304	239
700066-0402	239
700066-0404	239
700066-0406	239
700066-0408	239
700066-0502	239
700066-0504	239
700066-0506	239
700066-0602	239
700066-0604	239
700066-0606	239
700066-0608	239
700066-0612	239
700066-0804	239
700066-0806	239
700066-0808	239
700066-0812	239
700066-1006	239
700066-1008	239
700066-1012	239
700066-1208	239
700066-1212	239
700066-1408	239
700066-1412	239
700068	622
700068-0202	240
700068-0302	240
700068-0304	240
700068-0402	240
700068-0404	240
700068-0406	240
700068-0408	240
700068-0502	240
700068-0504	240
700068-0506	240
700068-0508	240
700068-0602	240
700068-0604	240
700068-0606	240
700068-0608	240
700068-0612	240
700068-0704	240
700068-0706	240
700068-0804	240
700068-0806	240
700068-0808	240
700068-0812	240
700068-1006	240
700068-1008	240
700068-1012	240
700068-1208	240
700068-1212	240
700068-1408	240
700068-1412	240
700068-1416	240
700069-0202	241
700069-0302	241
700069-0304	241
700069-0402	241
700069-0404	241
700069-0406	241
700069-0408	241
700069-0502	241
700069-0504	241
700069-0506	241
700069-0602	241
700069-0604	241
700069-0606	241
700069-0608	241
700069-0612	241
700069-0704	241
700069-0804	241
700069-0806	241
700069-0808	241
700069-0812	241
700069-1006	241
700069-1008	241
700069-1012	241
700069-1208	241
700069-1212	241
700069-1412	241
700070-0202	242
700070-0302	242
700070-0402	242
700070-0404	242
700070-0406	242
700070-0408	242
700070-0502	242
700070-0504	242
700070-0602	242
700070-0604	242
700070-0606	242
700070-0608	242
700070-0612	242
700070-0806	242
700070-0808	242
700070-1006	242
700070-1008	242
700070-1012	242
700071-0302	242
700071-0402	242
700071-0404	242
700071-0502	242
700071-0504	242
700071-0604	242
700071-0606	242
700071-0806	242
700072-0202	243
700072-0302	243
700072-0402	243
700072-0404	243
700072-0502	243
700072-0504	243
700072-0602	243
700072-0604	243
700072-0606	243
700072-0806	243

MIDLAND INDUSTRIES

NUMERICAL INDEX

Part#	Page
700072-0808	243
700072-1008	243
700072-1212	243
700073-060604	244
700073-060606	244
700075-040202	243
700076-0404	243
700078-0602	243
700078-0604	243
700078-0606	243
700078-1002	243
700081-04	236
700081-05	236
700081-06	236
700081-08	236
700081-10	236
700082-0402	237
700082-0403	237
700082-0504	237
700082-0604	237
700082-0605	237
700082-0806	237
700082-1006	237
700082-1008	237
700084-040402	238
700084-040406	238
700084-060604	238
700084-080804	238
700084-080806	238
700084-101006	238
700085-0604	238
700085-0806	238
700085-1006	238
700085-1008	238
700086	622
700086-0610	239
700088	622
700088-0302	241
700088-0402	241
700088-0404	241
700088-0604	241
700088-0606	241
700088-0608	241
700088-0806	241
700088-0808	241
700092-06	237
700092-08	237
700092-10	237
700092-14	237
700093-0404	243
700094-0404	243
700095-0402	242
700095-0404	242
700095-0604	242
700095-0606	242
700095-0806	242
700095-0808	242
700095-1008	242
700097-0806	244
700242	623
700244	623
700246	623
700248	623
700261-02	236
700261-03	236
700261-04	236
700261-05	236
700261-06	236
700261-08	236
700261-10	236
700261-12	236
700261-14	236
700264	623
700266	623
700268	623
700286	623
700288	623
700402	170
700402SC	176
700404	170
700404S	170
700404SC	176
700406SC	176
700561-02	236
700561-03	236
700561-04	236
700561-05	236
700561-06	236
700561-08	236
700561-10	236
700602C	176
700604	170
700604SC	176
700606	170
700606SC	176
700608SC	176
700804C	176
700806	170
700806SC	176
700808	170
700808SC	176
702242	624
702244	624
702264	624
702266	624
702288	624
704014-02	230
704014-03	230
704014-04	230
704014-05	230
704014-06	230
704014-08	230
704014-10	230
704014-12	230
704018-04	230
704018-06	230
704018-08	230
704018-10	230
704018-12	230
704020-0604	230
704020-0806	230
704020-1008	230
704039-04	231
704039-06	231
704039-08	231
704039-10	231
704040-04	231
704040-05	231
704040-06	231
704040-08	231
704040-10	231
704042-02	231
704042-03	231
704042-04	231
704042-05	231
704042-06	231
704042-08	231
704042-10	231
704042-12	231
704044-02	231
704044-03	231
704044-04	231
704044-05	231
704044-06	231
704044-08	231
704044-10	231
704045-0402	232
704045-0404	232
704045-0406	232
704045-0604	232
704045-0606	232
704045-0608	232
704045-0806	232
704045-0808	232
704045-1008	232
704046-0302	232
704046-0402	232
704046-0404	232
704046-0406	232
704046-0408	232
704046-0502	232
704046-0504	232
704046-0602	232
704046-0604	232
704046-0606	232
704046-0608	232
704046-0612	232
704046-0804	232
704046-0806	232
704046-0808	232
704046-0812	232
704046-1006	232
704046-1008	232
704046-1012	232
704046-1212	232
704048-0202	233
704048-0302	233
704048-0402	233
704048-0404	233
704048-0406	233
704048-0408	233
704048-0502	233
704048-0504	233
704048-0506	233
704048-0602	233
704048-0604	233
704048-0606	233
704048-0608	233
704048-0612	233
704048-0804	233
704048-0806	233
704048-0808	233
704048-0812	233
704048-1006	233
704048-1008	233
704048-1012	233
704048-1208	233
704048-1212	233
704048-1412	233
704049-0302	234
704049-0402	234
704049-0404	234
704049-0406	234
704049-0408	234
704049-0502	234
704049-0504	234
704049-0602	234
704049-0604	234
704049-0606	234
704049-0608	234
704049-0612	234
704049-0804	234
704049-0806	234
704049-0808	234
704049-0812	234
704049-1006	234
704049-1008	234
704049-1012	234
704049-1208	234
704049-1212	234
704050-0402	234
704050-0404	234
704050-0604	234
704050-0606	234
704050-0608	234
704050-0612	234
704050-0806	234
704050-0808	234
704050-0812	234
704050-1008	234
704050-1012	234
704050-1212	234
704055-04	233
704055-06	233
704055-08	233
704055-10	233
704056-0604	231
704056-0804	231
704056-0806	231
704056-1006	231
704056-1008	231
704057-0806	233
704058-080808	233
704059-060604	231
704059-060608	231
704059-080806	231
704059-080810	231
704059-101008	231
704070-04	232
704070-05	232
704070-06	232
704070-08	232
704070-10	232
704075-0604	232
704075-0806	232
704222	624
704242	624
704244	624
704266	624
704288	624
705302C	176
705304C	176
706100-02	217
706100-04	217
706100-06	217
706100-08	217
706100-12	217
706101-02	218
706101-04	218
706101-06	218
706101-08	218
706101-12	218
706102-02	218
706102-04	218
706102-06	218
706102-08	218
706102-12	218
706103-02	218
706103-04	218
706103-06	218
706103-08	218
706103-12	218
706104-02	219
706104-04	219
706104-06	219
706104-08	219
706104-12	219
706107-02	217
706107-04	217
706108-02	219
706108-04	219
706108-06	219
706108-08	219
706108-12	219
706109-02	219
706109-04	219
706109-06	219
706109-08	219
706109-12	219
706110-0402	220
706110-0602	220
706110-0604	220
706110-0802	220
706110-0804	220
706110-0806	220
706110-1202	220
706110-1204	220
706110-1206	220
706110-1208	220
706110-1604	220
706110-1606	220
706110-1608	220
706110-1612	220
706112-02	221
706112-04	221
706112-06	221
706112-08	221
706112-12	221
706113-0224	221
706113-0232	221
706113-0240	221
706113-0248	221
706113-0424	221
706113-0432	221
706113-0440	221
706113-0448	221
706113-0624	221
706113-0632	221
706114-02	219
706114-04	219
706114-06	219
706114-08	219
706114-12	219
706115-02	219
706115-04	219
706115-06	219
706115-08	219
706115-12	219
706116-02	222
706116-04	222
706116-06	222
706116-08	222
706116-12	222
706118-02	222
706118-04	222
706118-06	222
706119-0402	222
706119-0602	222
706119-0604	222
706119-0802	222
706119-0804	222
706119-0806	222
706119-1208	222
706120-0202	222
706120-0402	222
706120-0404	222
706120-0602	222
706120-0604	222
706120-0606	222
706120-0804	222
706120-0806	222
706120-0808	222
706120-1208	222
706120-1212	222
706121-02	220
706121-04	220
706121-06	220
706121-08	220
706121-12	220
706122-02	221
706122-04	221
706122-06	221
706122-08	221
706122-12	221
706122-16	221
706123-0402	221

MIDLAND INDUSTRIES
NUMERICAL INDEX

Part#	Page
706123-0602	221
706123-0604	221
706123-0804	221
706123-0806	221
706123-1208	221
706124-02	223
706124-04	223
706124-06	223
706124-08	223
706124-12	223
706125-02	220
706125-04	220
706125-06	220
706125-08	220
706127-02	223
706127-04	223
706127-06	223
706127-08	223
706127-12	223
706130-02	223
706130-04	223
706131-02	224
706131-04	224
706131-06	224
706131-08	224
706140-0402	220
706140-0604	220
706140-0806	220
706140-1208	220
706200-02	217
706200-04	217
706200-06	217
706200-08	217
706200-12	217
706201-02	218
706201-04	218
706201-06	218
706201-08	218
706201-12	218
706205-0604	217
706206-060604	218
706216-02	223
706216-04	223
706216-06	223
706216-08	223
706216-12	223
706227-02	223
706227-04	223
706227-06	223
706228-0402	223
706228-0406	223
706228-0608	223
706228-0806	223
706230-02	224
706230-04	224
706230-06	223
706230-06	224
706230-08	224
706232-02	224
706232-04	224
706232-06	224
706235-0402	224
706235-0602	224
706235-0604	224
706235-0806	224
707001-0202	225
707001-0204	225
707001-0302	225
707001-0304	225
707001-0402	225
707001-0404	225
707001-0406	225
707001-0408	225
707001-0502	225
707001-0504	225
707001-0506	225
707001-0602	225
707001-0604	225
707001-0606	225
707001-0608	225
707001-0804	225
707001-0806	225
707001-0808	225
707001-0812	225
707001-1006	225
707001-1008	225
707001-1012	225
707001-1208	225
707001-1212	225
707001-1612	225
707001-1616	225
707002-0202	225
707002-0204	225
707002-0302	225
707002-0304	225
707002-0402	225
707002-0404	225
707002-0406	225
707002-0502	225
707002-0504	225
707002-0506	225
707002-0604	225
707002-0606	225
707002-0608	225
707002-0804	225
707002-0806	225
707002-0808	225
707002-1212	225
707014-03	226
707014-04	226
707014-05	226
707014-06	226
707014-08	226
707014-10	226
707014-12	226
707020-0402	226
707020-0404	226
707020-0602	226
707020-0604	226
707020-0606	226
707020-0608	226
707020-0804	226
707020-0806	226
707020-0808	226
707024-04	226
707024-05	226
707024-06	226
707042-08	227
707042-10	227
707042-12	227
707046-0612	227
707046-0812	227
707046-1012	227
707046-1212	227
707048-0612	227
707048-0812	227
707048-1012	227
707048-1212	227
707201-0402	224
707201-0404	224
707201-0604	224
707201-0606	224
707201-0608	224
707201-0808	224
707401-1208	227
707401-1212	227
707402-12	227
707403-12	227
707404-12	229
707406-12	229
707406-12	229
707407-12	229
707407-12	229
707411-1202	227
707420-1204	228
707420-1206	228
707420-1208	228
707461-12	228
707469-0612	244
707469-0612*	244
707478-1206	228
707478-1208	228
707478-120808	228
707478-121208	228
707480-1204	228
707480-1206	228
707480-1208	228
707480-1212	228
707482-1208	227
707482-1212	227
707484-1208	228
707484-121208	228
707486-1212	228
707486-121208	228
709101-0402	245
709101-0404	245
709101-0604	245
709103-0402	245
709103-0404	245
709103-0502	245
709103-0602	245
709103-0604	245
709104-0404	245
709106-04	245
709106-05	245
709106-06	245
709108-04	246
709110-04	245
709110-06	245
709134-02	245
709134-04	245
709135-02	245
709135-04	245
709178-0406	246
709178-0410	246
709178-0606	246
709190	246
709195-04	246
709195-05	246
709195-06	246
709199-04	246
710402	170
710402S	170
710402SC	177
710404	170
710404S	170
710404SC	177
710604	170
710604S	170
710604SC	177
710606	170
710606S	170
710606SC	177
710608	170
710608SC	177
710804C	177
710804S	170
710806	170
710806S	170
710806SC	177
710808C	177
710808S	170
711008C	177
715301C	177
715302C	177
715304C	177
720042	622
720044	622
720064	622
720066	622
720068	622
720086	622
720088	622
720302	171
720402	171
720402S	172
720402SC	177
720404	171
720404S	172
720404SC	177
720406SC	177
720602S	172
720602SC	177
720604	171
720604S	172
720604SC	177
720606	171
720606S	172
720606SC	177
720608C	177
720804	171
720804C	177
720804S	172
720806	171
720806S	172
720806SC	177
720808	171
720808S	172
720808SC	177
721006C	177
721008C	177
724010	623
724012	623
724016	623
725301C	177
725302C	177
725304C	177
730097-0604	244
734822-0606	244
737422-1204	244
737422-1206	244
742022	622
742042	622
742064	622
742066	622
742086	622
742088	622
742510	623
742512	623
742516	623
746435	259
746436	259
746438	259
746439	259
746440	259
746446	259
746456	259
746457	259
746466	259
746470	259
746506	260
746535	260
746536	260
746537	260
746538	260
746546	260
746556	260
746566	260
746567	260
746570	260
752022	622
752044	622
752066	622
752088	622
760001	247
760002	247
760004	247
760005	247
760008	247
770402	172
770402C	177
770404	172
770404C	177
770604	172
770604C	177
770806C	177
771004C	177
780404	178
780606	178
780608	178
780808	178
782512	623
782516	623
820400	172
820400C	178
820600	172
820600C	178
820800	172
820800C	178
821000	172
821000C	178
825320C	178
840131	526
840150	526
840175	526
840188	526
840200	526
840225	526
840238	526
840250	526
840256	526
840263	526
840275	526
840288	526
840300	526
840312	526
840325	526
840350	526
840375	526
840382	526
840400	526
840425	526
840450	526
840475	526
840500	526
840525	526
840550	526
840575	526
840600	526
840625	526
840650	526
840675	526
840700	526
840750	526
840800	526
840850	526
840888	526
841040	529
841045	529
841050	529
841175	529
841200	529
841250	529
841300	529
841350	529
841400	529

MIDLAND INDUSTRIES
NUMERICAL INDEX

Part#	Page
841450	529
842010	528
842012	528
842016	528
842020	528
842024	528
842200	528
842250	528
842300	528
842350	528
842400	528
842450	528
842500	528
842550	528
843321	528
843382	528
843388	528
843450	528
843461	528
843475	528
843525	528
843588	528
844213	527
844225	527
844238	527
844250	527
844263	527
844275	527
844300	527
844306	527
844313	527
844325	527
844338	527
844350	527
844356	527
844363	527
844375	527
844406	527
844413	527
844425	527
844456	527
844500	527
844525	527
844600	527
844625	527
846350	530
846400	530
846500	530
847200	530
847250	530
847275	530
847300	530
847350	530
847400	530
847500	530
848500	530
860402	172
860402C	178
860404	172
860404C	178
860604	172
860604C	178
860606	172
860606C	178
860806C	178
860808	172
860808C	178
865304C	178
880402C	178
880404C	178
880406C	178
899000	272
899001	272
899002	272
899003	272
899004	272
899005	272
899050	272
899051	272
899052	272
899053	272
899054	272
899055	272
922009	262
922012	261
922012	262
922016	261
922020	261
922024	262
922030	261
922030	262
922036	261
922036	262
922048	262
922060	262
922072	262
922096	262
922112	261
922116	261
922120	261
922130	261
922136	261
922412	261
922416	261
922420	261
922430	261
922436	261
923112	262
923124	262
923136	262
923148	262
923161	262
923172	262
923196	262
923209	261
923212	261
923216	261
923220	261
923409	261
923412	261
923416	261
923420	261
923648	262
923660	262
923672	262
923936	262
923948	262
923960	262
923972	262
924115	262
924118	262
924124	262
924248	262
924260	262
924272	262
939132	308
939133	308
939134	308
939135	308
939136	308
939137	308
939138	308
939139	308
939140	308
940121	305
940122	305
940123	305
940130	307
940130LF	282
940131	307
940131LF	282
940132	307
940132LF	282
940133	307
940133LF	282
940134	307
940134LF	282
940135	307
940135LF	282
940136	307
940136LF	282
940137	307
940137LF	282
940138	307
940138LF	282
940139	307
940139LF	282
940140	307
940140LF	282
940142LF	282
940143LF	282
940144LF	282
940145LF	282
940146LF	282
940147LF	282
940171	289
940171L	290
940171LF	277
940171T	290
940172	289
940172L	290
940172LF	277
940172T	290
940173	289
940173L	290
940173LF	277
940173T	290
940174	289
940174L	290
940174LF	277
940174T	290
940175	289
940175L	290
940175LF	277
940176	289
940176L	290
940176LF	277
940177	289
940177L	290
940177LF	277
940178	289
940178L	290
940178LF	277
940179*	289
940179LF	277
940180*	289
940180LF	277
940181*	289
940181LF	277
940212LF	278
940213LF	278
940214LF	278
940215LF	278
940216LF	278
940217LF	278
940281	272
940282	272
940284	272
940285	272
940286	272
940287	272
940288	272
940289	272
940291	272
940292	272
940294	272
940295	272
940296	272
940297	272
940298	272
940299	272
940300	272
940301	272
940302	272
940325	273
940326	273
940327	273
940328	273
940329	273
940330	273
940331	273
940332	273
940333	273
940334	273
940335	273
940336	273
940352	311
940352LF	282
940353	311
940353LF	282
940354	311
940354LF	282
940355	311
940355LF	282
940356	311
940356LF	282
940357	311
940357LF	282
940358	311
940358LF	282
940359	311
940359LF	282
940360	311
940360LF	282
940362LF	282
940363LF	282
940364LF	282
940365LF	282
940366LF	282
940367LF	282
940403LF	279
940404LF	279
940405LF	279
940406LF	279
940407LF	279
940408LF	279
940409LF	279
940410LF	279
940411LF	279
940461	305
940462	305
940464	305
940465	305
940521	310
940522	310
940523	310
940523LF	282
940524	310
940525	310
940526	310
940527	310
940528	310
940529	310
940530	310
940800	569
940801	569
940803	569
940804	569
940805	569
940806	569
940810	570
940811	570
940812	570
940813	570
940823	570
940824	570
940825	570
940826	570
940827	570
941121NP	297
941122NP	297
941123NP	297
941124NP	297
941125NP	297
941126NP	297
941127NP	297
941128NP	297
941133	309
941134	309
941135	309
941136	309
941137	309
941138	309
941140	309
941141	309
941151LF	275
941151NP	296
941152LF	275
941152NP	296
941153LF	275
941153NP	296
941154LF	275
941154NP	296
941155LF	275
941155NP	296
941156LF	275
941156NP	296
941157LF	275
941157NP	296
941158LF	275
941158NP	296
941159LF	275
941160LF	275
941161LF	275
941163LF	275
941164LF	275
941165LF	275
941166LF	275
941167LF	275
941168LF	275
941169LF	275
941170LF	275
941171LF	275
942100	306
942101	306
942102	306
942110LF	284
942111LF	284
942112LF	284
942113LF	284
942123LF	284
942132LF	285
942133LF	285
942134LF	285
942135LF	285
942142	306
942142LF	286
942143LF	286
942144LF	286
942145LF	286
942150LF	283
942151LF	283
942152LF	283
942162LF	285
942163lf	285
942164LF	285

MIDLAND INDUSTRIES

NUMERICAL INDEX

Part#	Page
942165LF	285
942170	306
942171	306
942208	291
942209	291
942210	291
943200	291
943201	291
943202	291
943203	291
943204	291
943205	291
943206	291
943207	291
943212	300
943213	300
943233LF	278
943234LF	278
943235LF	278
943236LF	278
943237LF	278
943284	306
943287	306
943311	300
943312	300
943313	300
943314	300
943331	300
943332	300
943342	300
943343	300
943345	300
943347	300
943348	300
943350	300
943351	300
943612LF	277
943613LF	277
943614LF	277
943615LF	277
943616LF	277
943617LF	277
943750LF	281
943751LF	281
943752LF	281
944100	304
944101	304
944102	304
944103	304
944106	304
944107	304
944109	304
944110	304
944113	304
944116	304
944117	304
944128	304
944130	304
944132	304
944134	304
944134LF	226
944136	304
944138	304
944139	304
944140	304
944142	304
944142LF	226
944142LF	304
944401	313
944402	313
944402V	313
944403	313
944403V	313
944404	313
944404V	313
944405	313
944405V	313
944406	313
944406V	313
944407	313
944407V	313
944408	313
944408V	313
944409	313
944409V	313
944410	313
944410V	313
944411	313
944411V	313
944428	312
944429	312
944430	312
944430LF	282
944431	312
944431LF	282
944432	312
944432LF	282
944433	312
944433LF	282
944434	312
944434LF	282
944435LF	282
945601LF	280
945602LF	280
945603LF	280
945604LF	280
945605LF	280
945606LF	280
945611LF	280
945612LF	280
945613LF	280
945614LF	280
945615LF	280
945616LF	280
945621LF	280
945622LF	280
945623LF	280
945631LF	280
945632LF	280
945633LF	280
945640LF	280
945650LF	280
945651LF	280
945652LF	280
947055LF	286
947103	298
947104	298
947105	298
947111	298
947112	298
947113	298
947125	299
947126	299
947133	306
947134	306
947140	312
947141	312
947142	312
947143	312
947144	312
947145	312
947404LF	287
947405LF	287
947406LF	287
947407LF	287
947408LF	287
947414LF	287
947415LF	287
947416LF	287
947417LF	287
947418LF	287
947424	287
947425	287
947426	287
947427	287
947428	287
947436	287
947437	287
947438	287
948101	293
948102	293
948103	293
948104	293
948105	293
948106	293
948107	293
948108	293
948131	299
948132	299
948133	299
948134	299
948135	299
948141	299
948142	299
948143	299
948144	299
948170	292
948170L	295
948170T	294
948171	292
948171L	295
948171T	294
948172	292
948172L	295
948172T	294
948173	292
948173L	295
948173T	294
948174	292
948174L	295
948174T	294
948175	292
948175L	295
948175T	294
948176	292
948176L	295
948177	292
948177L	295
949101	316
949102	316
949103	316
949104	316
949105	316
949106	316
949107	316
949108	316
949111	327
949112	327
949113	327
949114	327
949115	327
949116	327
949117	327
949118	327
949121	326
949122	326
949123	326
949124	326
949125	326
949126	326
949127	326
949128	326
949161	317
949162	317
949163	317
949164	317
949165	317
949166	317
949167	317
949168	317
949170	317
949171	315
949172	315
949173	315
949174	315
949175	315
949176	315
949177	315
949178	315
949180	317
949253	325
949254	325
949255	325
949256	325
949257	325
949258	325
949303	325
949304	325
949305	325
949306	325
949307	325
949308	325
949353	324
949354	324
949355	324
949356	324
949357	324
949358	324
949401	321
949402	321
949403	321
949404	321
949405	321
949406	321
949407	321
949408	321
949430	320
949431	320
949432	320
949441	323
949442	323
949443	323
949444	323
949445	323
949446	323
949447	323
949448	323
949451	322
949452	322
949453	322
949454	322
949455	322
949471	322
949472	322
949473	322
949474	322
949482	323
949483	323
949484	323
949485	323
949486	323
949487	323
949488	323
949521	324
949522	324
949523	324
949524	324
949525	324
949526	324
949527	324
949528	324
950812	622
950816	622
962003	338
962004	338
962006	338
962008	338
962010	338
962010LW	337
962010UL	337
962012	338
962012LW	337
962012UL	337
963002	335
963003	335
963004	335
963004UL	336
963005	335
963006	335
963006UL	336
963008	335
963010	335
963012	335
963014	335
963016	335
963025	335
970207	374
970208	374
970217	374
970218	374
970227	374
970228	374
970300	269
970301	269
970302	269
970303	269
970304	269
970305	269
970306	269
970307	269
970308	269
970309	269
970310	269
970311	269
970312	269
970313	269
970314	269
970330	269
970331	269
970332	269
970333	269
970334	269
970700	269
970701	269
970702	269
970703	269
970704	269
970705	269
970706	269
970707	269
970810	266
970811	266
970812	266
970813	266
970814	266
970815	266
970816	266
970817	266
970818	266
970819	266
970820	266
970821	266
970822	266
970830	266
970831	266
970832	266

MIDLAND INDUSTRIES
NUMERICAL INDEX

Part#	Page
970833	266
970834	266
970835	266
970836	266
970837	266
970838	266
972171	548
972172	548
972173	548
972180	548
972181	548
972182	548
972183	548
972184	548
972185	548
972186	548
972187	548
972190	548
972191	548
972192	548
972193	548
972194	548
972195	548
973200	544
973201	544
973203	544
973204	544
973205	544
973206	544
973207	544
973208	544
973211	544
973215	547
973216	547
973217	547
973219	547
973221	547
973223	547
973224	547
973226	546
973230	546
973231	546
973232	546
973233	546
973234	546
973238	546
973252	547
973253	547
973255	547
973262	547
973323	546
973325	546
973326	546
973327	546
973329	546
973332	546
973334	546
973343	543
973345	543
973567	404
973568	404
973569	404
973570	403
973571	403
973572	403
973573	403
973574	403
973575	403
973667	404
973668	404
973669	404
973670	403
973671	403
973672	403
973673	403
973674	403
973675	403
973859	463
973862	463
973863	463
973864	463
973865	463
973868	463
973869	463
973884	463
973885	463
973886	463
973887	463
973888	463
973901	270
973902	270
973903	270
973904	270
973905	270
973906	270
973907	270
973908	270
973909	270
973910	270
973911	270
973912	270
973913	270
973914	270
973925	270
973925SS	271
973926SS	271
973927	270
973927LF	271
973927SS	271
973928	270
973928SS	271
973929	270
973930	270
973930LF	271
973930SS	271
973947SS	271
973948	270
973948LF	271
973948SS	271
973949	270
973949LF	271
973949SS	271
973951	72
973951	393
973952	72
973952	393
973953	72
973953	393
973954	72
973954	393
973955	72
973955	393
973956	72
973956	393
973957	72
973957	393
973958	72
973958	393
973959	72
973959	393
973961LF	271
973962LF	271
973963LF	271
973965	270
973965LF	271
973966	270
973966LF	271
973967	270
973967LF	271
973970LF	271
973971LF	271
973975	270
973975LF	271
973976	270
973976LF	271
973978	270
973979	270
973980	270
973980SS	271
973981	270
973982	270
973982SS	271
973990	72
973990	393
973991	72
973991	393
974264	270
974265	270
982107	582
982108	582
982109	582
982110	582
982120	582
982121	582
982122	582
982125	582
982126	582
982130	582
982131	582
982132	582
982135	582
982136	582
982137	582
982138	582
982140	582
983100	582
983101	582
983110	582
983115	582
983116	582
983120	582
983125	582
983126	582
983130	582
987245	353
987246	353
987247	353
987248	353
987249	353
987250	353
987251	353
987252	353
987253	353
987254	353
987255	353
987256	353
987257	353
987258	353
987259	353
987260	353
987261	353
987262	353
987400	354
987401	354
987402	354
987403	354
987404	354
987405	354
987406	354
987407	354
987408	354
988245	353
988246	353
988247	353
988248	353
988249	353
988250	353
988251	353
988252	353
988253	353
988254	354
988255	354
988256	354
988257	354
988258	354
988259	354
988260	354
988261	354
988262	354
988400	354
988401	354
988402	354
988403	354
988404	354
988405	354
988406	354
988407	354
988408	354
990571	547
990781	404
990782	404
990783	404
990784	404
990785	404
990786	404
990790	195
990791	195
990792	195
990793	195
990794	195
1000265	329
1000365	329
1000465	329
1000665	329
1000865	329
1050000	534
1050001	534
1050002	534
1050003	534
1050006	534
1050007	534
1050008	534
1050009	534
1050010	534
1050011	534
1050012	534
1050013	534
1050014	534
1050015	534
1050016	534
1050017	534
1050018	534
1050020	534
1050021	534
1050023	534
1050025	534
1050026	534
1050029	534
1050030	534
1050032	534
1050033	534
1404126	592
1404128	592
1404812	592
1405128	592
1405812	592
1410083	538
1410118	538
1501126	592
1501128	592
1501168	592
1501612	592
1502128	592
1502812	592
1503128	593
1503812	593
1700812	634
1703812	634
1704812	634
2403106	594
2403108	594
2403126	594
2403128	594
2404104	595
2404106	595
2404108	595
2404126	595
2404128	595
2404612	595
2404812	595
2404816	595
2405106	595
2405108	595
2405128	595
2405812	595
2406104	596
2406106	596
2406108	596
2406124	596
2406126	596
2406128	596
2406164	596
2406166	596
2406168	596
2406208	596
2406810	596
2406812	596
2500108	596
2500128	596
2501106	597
2501108	597
2501126	597
2501128	597
2501612	597
2501812	597
2501816	597
2502128	597
2503106	598
2503108	598
2503612	598
3000004	521
3000006	521
3000008	521
3000020	521
5000126	601
5000128	601
5000168	601
5404126	601
5404128	601
5404166	601
5404168	601
5405128	601
5405612	601
5405812	601
5405816	601
5406122	602
5406124	602
5406126	602
5406128	602
5406164	602
5406166	602
5406168	602
5406204	602
5406206	602
5406208	602
5406248	602

MIDLAND INDUSTRIES

NUMERICAL INDEX

Part#	Page
5406328	602
5500128	603
5502128	604
5502488	604
5502812	604
5504128	605
6200453C	175
6400106	607
6400108	607
6400126	607
6400128	607
6400168	607
6400610	607
6400612	607
6400616	607
6400810	607
6400812	607
6400816	607
6401106	607
6401108	607
6401126	607
6401128	607
6401812	607
6404108	608
6500108	610
6501108	610
6505108	611
6505128	611
6506106	611
6506108	611
6506128	611
7000108	622
7000128	622
7000812	622
7002108	623
7002812	623
7005410	624
7005412	624
7005414	624
7005418	624
7005512	624
7005514	624
7005614	624
7005616	624
7005618	624
7005816	624
7005818	624
7005822	624
7022108	624
7025410	625
7025412	625
7025512	625
7025614	625
7025616	625
7025816	625
7045210	625
7045412	625
7045414	625
7045612	625
7045616	625
7045618	625
7045816	625
7045818	625
7045822	625
7420108	622
7420128	622
8401088	526
9621212FLCTSLF	377
9621212FLLF	376
9621212LF	377
9621216FLLF	376
9621216LF	377
9621616FLLF	376
9621616LF	377
9621620LF	377
9621624LF	377
9622020FLLF	376
9622020LF	377
9622424FLLF	376
9622424LF	377
9623232FLLF	376
9623232LF	377
9631212LF	378
9631215LF	378
9631216LF	378
9631612LF	378
9631618LF	378
9641212LF	378
9641216LF	378
9641612LF	378
9641616LF	378
9651212CPELF	379
9651212FLLF	376
9651212PEPLF	379
9651213LF	379
9651616FLLF	376
9651616LF	379
9661212FLLF	375
9661212LF	377
9661212PEPLF	375
9661216PEPLF	375
9661612FLLF	375
9661612LF	377
9661616FLLF	375
9661616LF	377
9661616PEPLF	375
9662020FLLF	375
9662020LF	377
9662424FLLF	375
9662424LF	377
9663232FLLF	375
9663232LF	377
9681212ESLF	378
9681212FLLF	375
9681212LF	377
9681212PEPLF	375
9681216FLLF	375
9681216LF	377
9681216PEPLF	375
9681612FLLF	375
9681612LF	377
9681616ESLF	378
9681616FLLF	375
9681616LF	377
9681616PEPLF	375
9681620LF	377
9682020FLLF	375
9682020LF	377
9682424FLLF	375
9682424LF	377
9683232FLLF	375
9683232LF	377
9691212CTSLF	376
9691616CTSLF	376
10001065	329
14041212	592
14041216	592
14041612	592
14041616	592
14041620	592
14042016	592
14042020	592
14042024	592
14042424	592
14043232	592
14051212	592
14051216	592
14051612	592
14051616	592
14052020	592
14052420	592
14052424	592
14053232	592
15011212	592
15011216	592
15011612	592
15011616	592
15012016	592
15012020	592
15012024	592
15012420	592
15012424	592
15013232	592
15021212	592
15021616	592
15022020	592
15022424	592
15031212	593
15031216	593
15031612	593
15031616	593
15031620	593
15032016	593
15032020	593
15032424	593
15041212	593
15041616	593
16011212	593
16011616	593
16021212	593
16021616	593
16031212	593
16031616	593
17001212	634
17001216	634
17001612	634
17001616	634
17001620	634
17001624	634
17002016	634
17002020	634
17002024	634
17002032	634
17002420	634
17002424	634
17002432	634
17003232	634
17031212	634
17031216	634
17031612	634
17031616	634
17031620	634
17032016	634
17032020	634
17032024	634
17032420	634
17032424	634
17032432	634
17033232	634
17041016	634
17041212	634
17041216	634
17041220	634
17041612	634
17041616	634
17041620	634
17041624	634
17042016	634
17042020	634
17042024	634
17042032	634
17042420	634
17042424	634
17042432	634
17043232	634
18001212	634
18001216	634
18001612	634
18001616	634
18001620	634
18001624	634
18002016	634
18002020	634
18002024	634
18002420	634
18002424	634
18031212	635
18031216	635
18031612	635
18031616	635
18031620	635
18031624	635
18032016	635
18032020	635
18032024	635
18032420	635
18032424	635
18033232	635
18041212	635
18041216	635
18041220	635
18041612	635
18041616	635
18041620	635
18041624	635
18042016	635
18042020	635
18042024	635
18042420	635
18042424	635
18043232	635
22611212	636
22611616	636
22612020	636
22612424	636
22613232	636
22621212	636
22621616	636
22622020	636
22622424	636
22623232	636
23611212	636
23611616	636
23612020	636
23612424	636
23621212	636
23621616	636
23622020	636
23622424	636
24031010	594
24031210	594
24031212	594
24031414	594
24031612	594
24031616	594
24032016	594
24032020	594
24041012	595
24041212	595
24041216	595
24041612	595
24041616	595
24041620	595
24041624	595
24042012	595
24042016	595
24042020	595
24042024	595
24042416	595
24042420	595
24042424	595
24042432	595
24043220	595
24043224	595
24043232	595
24051212	595
24051216	595
24051612	595
24051616	595
24051620	595
24052020	595
24052024	595
24052424	595
24053232	595
24061210	596
24061216	596
24061612	596
24061620	596
24062012	596
24062016	596
24062416	596
24062420	596
24063224	596
25001010	596
25001212	596
25001612	596
25001616	596
25002020	596
25002424	596
25003232	596
25011012	597
25011212	597
25011216	597
25011412	597
25011612	597
25011616	597
25011620	597
25012016	597
25012020	597
25012024	597
25012416	597
25012420	597
25012424	597
25012432	597
25013232	597
25021212	597
25021612	597
25021616	597
25022020	597
25022424	597
25031012	598
25031212	598
25031216	598
25031616	598
25031620	598
25032016	598
25032020	598
25032424	598
25033232	598
26011212	598
26031010	598
26031212	598
26031616	598
27051212	600
27051616	600
27052020	600
27061212	600
27061616	600
27062020	600
27062424	600
50001212	601
50001612	601
50002016	601
50002020	601
54041612	601
54042012	601

MIDLAND INDUSTRIES

NUMERICAL INDEX

Part#	Page
54042016	601
54042412	601
54042416	601
54042420	601
54043224	601
54051212	601
54051216	601
54051220	601
54051616	601
54051620	601
54051624	601
54052020	601
54052024	601
54052424	601
54061612	602
54062012	602
54062016	602
54062412	602
54062416	602
54062420	602
54063212	602
54063216	602
54063220	602
54063224	602
55001212	603
55001612	603
55001612	603
55002016	603
55002020	603
55011212	604
55011616	604
55021216	604
55021612	604
55021616	604
55021620	604
55031212	604
55041612	605
64001012	607
64001016	607
64001210	607
64001214	607
64001216	607
64001610	607
64001612	607
64001614	607
64001620	607
64001624	607
64002012	607
64002016	607
64002024	607
64002420	607
64002432	607
64003224	607
64011212	607
64011612	607
64011616	607
64012016	607
64012020	607
64012424	607
64013232	607
64041212	608
64041616	608
64042020	608
64060604C	175
65001216	610
65011212	610
65011616	610
65012020	610
65012424	610
65013232	610
65031212	610
65041010	610
65041212	610
65041616	610
65042020	610
65051212	611
65051612	611
65051616	611
65052424	611
65061012	611
65061212	611
65061616	611
65062020	611
65062424	611
65063232	611
65063232	611
70001012	622
70001212	622
70001616	622
70021212	623
70021216	623
70021616	623
70051018	624
70051020	624
70051022	624
70051222	624
70051227	624
70221212	624
70221616	624
70251022	625
70251227	625
70251633	625
70421212	624
70421616	624
70451227	625
70451633	625
71060404	170
71060404	177
71060406C	177
71080408C	177
71080608C	177
72001212	622
72001616	622
72060404	171
74201212	622
74201612	622
74201616	622
75201010	622
75201212	622
964121212FLLF	376
964121216FLLF	376
964161616FLLF	376
972121212LF	379
972121216LF	379
972161616LF	379
978121212LF	379
978121216LF	379
978161616LF	379
ANV1F	626
ANV1FSAE	628
ANV1M	626
ANV1MSAE	628
ANV12F	626
ANV12FSAE	628
ANV12M	626
ANV12MSAE	628
ANV14F	626
ANV14FSAE	628
ANV14M	626
ANV14MSAE	628
ANV34F	626
ANV34FSAE	628
ANV34M	626
ANV34MSAE	628
ANV38F	626
ANV38FSAE	628
ANV38M	626
ANV38MSAE	628
ARI-300	484
ARI-400	484
ARI-600	484
AVAWB-063-150GH50	505
AVAWB-075-150GH50	505
AVAWR-063-150GH50	505
AVAWR-075-150GH50	505
BAIRLT-025-300BM45	503
BAIRLT-025-300BM45-25	503
BAIRLT-025-300BM45-100	503
BAIRLT-038-300BM45	503
BAIRLT-038-300BM45-25	503
BAIRLT-038-300BM45-100	503
BAIRLT-050-300BM65	503
BAIRLT-050-300BM65-25	503
BAIRLT-050-300BM65-100	503
Ball	281
BC2-075A-DP	470
BC2-075C-DP	470
BC4-100B-DP	470
BC4-125-DP	470
BC4-200A-DP	470
BC4-200-DP	470
BE-300-SP	469
BG50	462
BG75	462
BG100	462
BG125	462
BG150	462
BG200	462
BG250	462
BG300	462
BG400	462
BG600	462
BLAY-100	494
BLAY-125	494
BLAY-150	494
BLAY-150-CASS	494
*BLAY-200	494
BLAY-200-CASS	494
BLAY-250	494
*BLAY-300	494
*BLAY-300-CASS	494
*BLAY-400	494
*BLAY-400-CASS	494
*BLAY-600	494
BLAY-600-CASS	494
*BLOW150-300	481
*BLOW150-400	481
Body	281
Body Size	630
Body Size	630
BRLAYHD-200	495
BRLAYHD-300	495
BRLAYHD-400	495
BRLAYHD-600	495
BSB-400-187	485
BSB-400-250	485
BSB-450-125	485
BSB-500-187	485
BSB-500-250	485
BSB-600-250	485
BSWBLT-063-150GH50	506
BSWBLT-075-150GH50	506
Cap	281
CC-1113	536
CC-1315	536
CC-1517	536
CC-1518	536
CC-1720	536
CC-2023	536
CC-2225	536
CC-2327	536
CC-2528	536
CC-2731	536
CC-3134	536
CC-3740	536
CDC-050-A1	450
CDC-050-PP	453
CDC-050-SS1	455
CDC-075-A1	450
CDC-075-PP	453
CDC-075-SS1	455
CDC-100-A1	450
CDC-100-B1	457
CDC-100-PP	453
CDC-100-SS1	455
CDC-125-A1	450
CDC-125-PP	453
CDC-125-SS1	455
CDC-150-A1	450
CDC-150-PP	453
CDC-150-SS1	455
CDC-200-A1	450
CDC-200-B1	457
CDC-200-PP	453
CDC-200-SS1	455
CDC-250-A1	450
CDC-250-SS1	455
CDC-300-A1	450
CDC-300-B1	457
CDC-300-PP	453
CDC-300-SS1	455
CDC-400-A1	450
CDC-400-B1	457
CDC-400-PP	453
CDC-400-SS1	455
CDC-500-A1	450
CDC-600-A1	450
CDC-600-SS1	455
CDC-800-A1	450
CDCSL-200-A1	459
CDCSL-200-SS1	460
CDCSL-300-A1	459
CDCSL-300-SS1	460
CDCSL-400-A1	459
CDCSL-400-SS1	460
CDCSL-600-A1	459
CDP-050-A1	450
CDP-050-PP	453
CDP-075-A1	450
CDP-075-PP	453
CDP-100-A1	450
CDP-100-PP	453
CDP-100-SS1	455
CDP-125-A1	450
CDP-125-PP	453
CDP-125-SS1	455
CDP-150-A1	450
CDP-150-PP	453
CDP-150-SS1	455
CDP-200-A1	450
CDP-200-B1	457
CDP-200-PP	453
CDP-200-SS1	455
CDP-250-A1	450
CDP-250-B1	457
CDP-300-A1	450
CDP-300-B1	457
CDP-300-PP	453
CDP-300-SS1	455
CDP-400-A1	450
CDP-400-B1	457
CDP-400-PP	453
CDP-400-SS1	455
CDP-500-A1	450
CDP-600-A1	450
CDP-800-A1	450
CF-05101-SS304	511
CF-05101S-SP	507
CF-05102-SS304	511
CF-08105-SP	507
CF-08105-SS304	511
CF-08106-SS304	511
CF-08108-SS304	511
CF-10108-SS304	511
CF-10109-SP	507
CF-10109-SS304	511
CF-10110-SP	507
CF-10110-SS304	511
CF-10111-SP	507
CF-10111-SS304	511
CF-13113-SP	507
CF-13114-SP	507
CF-13114-SS304	512
CF-13115-SS304	512
CF-15115-SP	508
CF-15115-SS304	512
CF-15200-SS304	512
CF-15201-SP	508
CF-15201-SS304	512
CF-15202L-SP	508
CF-15202-SP	508
CF-15202-SS304	512
CF-15203-SP	508
CF-15203-SS304	512
CF-15204-SS304	512
CF-15205-SP	508
CF-15205-SS304	512
CF-20208-SP	508
CF-20208-SS304	512
CF-20209L-SP	508
CF-20209-SP	508
CF-20209-SS304	512
CF-20210-SP	508
CF-20210-SS304	512
CF-20211L-SP	508
CF-20211-SP	508
CF-20211-SS304	512
CF-20212L-SP	508
CF-20212-SP	508
CF-20212-SS304	512
CF-20213L-SP	508
CF-20213-SP	508
CF-20213-SS304	512
CF-20214-SP	508
CF-20214-SS304	512
CF-20215-SP	508
CF-25303L-SP	509
CF-25303-SP	509
CF-30309-SP	509
CF-30309-SS304	512
CF-30310L-SP	509
CF-30310-SP	509
CF-30310-SS304	512
CF-30311L-SP	509
CF-30311-SP	509
CF-30311-SS304	512
CF-30312L-SP	509
CF-30312-SP	509
CF-30312-SS304	512
CF-30313L-SP	509
CF-30313-SP	509
CF-30313-SS304	512
CF-30314L-SP	509
CF-30314-SP	509
CF-30314-SS304	512
CF-30315L-SP	509
CF-30315-SP	509
CF-30315-SS304	512
CF-30400L-SP	509
CF-30400-SP	509
CF-30400-SS304	512
CF-40409-SP	510
CF-40410L-SP	510
CF-40410-SP	510
CF-40410-SS304	513
CF-40411L-SP	510

MIDLAND INDUSTRIES

NUMERICAL INDEX

Part#	Page
CF-40411-SP	510
CF-40411-SS304	513
CF-40412L-SP	510
CF-40412-SP	510
CF-40412-SS304	513
CF-40413L-SP	510
CF-40413-SP	510
CF-40413-SS304	513
CF-40414L-SP	510
CF-40414-SP	510
CF-40414-SS304	513
CF-40415L-SP	510
CF-40415-SP	510
CF-40415-SS304	513
CF-40500L-SP	510
CF-40500-SP	510
CF-40501L-SP	510
CF-40501-SP	510
CF-60610-SP	510
CF-60612-SP	510
CF-60614-SP	510
CF-60702-SP	510
CF-60704-SP	510
CFT-08104T-SS304	511
CFT-08106T-SP	507
CFT-08106T-SS304	511
CFT-08107T-SP	507
CFT-08107T-SS304	511
CFT-08108T-SP	507
CFT-08108T-SS304	511
CFT-08109T-SP	507
CFT-08109T-SS304	511
CFT-10114T-SP	507
CFT-10115T-SP	507
CFT-10117T-SP	507
CFT-10117T-SS304	511
CFT-10118T-SP	507
CG-075-NBR	462
CG-100-NBR	462
CG-100-VI	462
CG-125-NBR	462
CG-150-NBR	462
CG-200-EPDM	462
CG-200-NBR	462
CG-200-VI	462
CG-250-NBR	462
CG-300-EPDM	462
CG-300-NBR	462
CG-300-VI	462
CG-400-NBR	462
CG-400-VI	462
CG-600-NBR	462
CG-800-NBR	462
CGA-050-A1	449
CGA-050-B1	456
CGA-050-PP	452
CGA-050-SS1	454
CGA-075-A1	449
CGA-075-B1	456
CGA-075-PP	452
CGA-075-SS1	454
CGA-100-A1	449
CGA-100-B1	456
CGA-100-PP	452
CGA-100-SS1	454
CGA-125-A1	449
CGA-125-B1	456
CGA-125-PP	452
CGA-125-SS1	454
CGA-150-A1	449
CGA-150-B1	456
CGA-150-PP	452
CGA-150-SS1	454
CGA-200-A1	449
CGA-200-B1	456
CGA-200-PP	452
CGA-200-SS1	454
CGA-250-A1	449
CGA-250-SS1	454
CGA-300-A1	449
CGA-300-B1	456
CGA-300-PP	452
CGA-300-SS1	454
CGA-400-A1	449
CGA-400-B1	456
CGA-400-PP	452
CGA-400-SS1	454
CGA-500-A1	449
CGA-600-A1	449
CGA-600-B1	456
CGA-600-SS1	454
CGA-800-A1	449
CGA-3040-A	451
CGA-4030-A	451
CGASV-300-A	451
CGB-050-A1	449
CGB-050-PP	452
CGB-050-SS1	454
CGB-075-A1	449
CGB-075-PP	452
CGB-075-SS1	454
CGB-100-A1	449
CGB-100-B1	456
CGB-100-PP	452
CGB-100-SS1	454
CGB-125-A1	449
CGB-125-B1	456
CGB-125-PP	452
CGB-125-SS1	454
CGB-150-A1	449
CGB-150-B1	456
CGB-150-PP	452
CGB-150-SS1	454
CGB-200-A1	449
CGB-200-B1	456
CGB-200-PP	452
CGB-200-SS1	454
CGB-250-A1	449
CGB-250-B1	456
CGB-250-SS1	454
CGB-300-A1	449
CGB-300-B1	456
CGB-300-PP	452
CGB-300-SS1	454
CGB-400-A1	449
CGB-400-B1	456
CGB-400-PP	452
CGB-400-SS1	454
CGB-500-A1	449
CGB-600-A1	449
CGB-800-A1	449
CGB-3020-A	451
CGB-3040-A	451
CGBSL-200-A1	459
CGBSL-200-SS1	460
CGBSL-300-A1	459
CGBSL-300-SS1	460
CGBSL-400-A1	459
CGBSL-400-SS1	460
CGC-050-A1	449
CGC-050-B1	456
CGC-050-PP	452
CGC-050-SS1	454
CGC-075-A1	449
CGC-075-B1	456
CGC-075-PP	452
CGC-075-SS1	454
CGC-100-A1	449
CGC-100-B1	456
CGC-100CR-SS1	461
CGC-100-PP	452
CGC-100-SS1	454
CGC-125-A1	449
CGC-125-B1	456
CGC-125-PP	452
CGC-125-SS1	454
CGC-150-A1	449
CGC-150-B1	456
CGC-150CR-A1	461
CGC-150CR-SS1	461
CGC-150-PP	452
CGC-150-SS1	454
CGC-200-A1	449
CGC-200-B1	456
CGC-200CR-A1	461
CGC-200CR-SS1	461
CGC-200-PP	452
CGC-200-SS1	454
CGC-250-A1	449
CGC-250-B1	456
CGC-250CR-A1	461
CGC-250-SS1	454
CGC-300-A1	449
CGC-300-B1	456
CGC-300CR-A1	461
CGC-300CR-SS1	461
CGC-300-PP	452
CGC-300-SS1	454
CGC-400-A1	449
CGC-400-B1	456
CGC-400CR-A1	461
CGC-400CR-SS1	461
CGC-400-PP	452
CGC-400-SS1	454
CGC-500-A1	449
CGC-600-A1	449
CGC-600CR-A1	461
CGC-600-SS1	454
CGC-800-A1	449
CGCSL-200CR-A1	459
CGCSL-200CR-SS1	460
CGCSL-300CR-A1	459
CGCSL-300CR-SS1	460
CGCSL-400CR-A1	459
CGCSL-400CR-SS1	460
CGCSL-600CR-A1	459
CGD-050-A1	449
CGD-050-B1	456
CGD-050-PP	452
CGD-050-SS1	454
CGD-075-A1	449
CGD-075-B1	456
CGD-075-PP	452
CGD-075-SS1	454
CGD-100-A1	449
CGD-100-B1	456
CGD-100-PP	452
CGD-100-SS1	454
CGD-125-A1	449
CGD-125-B1	456
CGD-125-PP	452
CGD-125-SS1	454
CGD-150-A1	449
CGD-150-B1	456
CGD-150-PP	452
CGD-150-SS1	454
CGD-200-A1	449
CGD-200-B1	456
CGD-200-PP	452
CGD-200-SS1	454
CGD-250-A1	449
CGD-250-SS1	454
CGD-300-A1	449
CGD-300-B1	456
CGD-300-PP	452
CGD-300-SS1	454
CGD-400-A1	449
CGD-400-B1	456
CGD-400-SS1	454
CGD-500-A1	449
CGD-500-SS1	454
CGD-600-A1	449
CGD-600-SS1	454
CGD-800-A1	449
CGD-3020-A	451
CGD-4030-A	451
CGDSL-200-A1	459
CGDSL-200-SS1	460
CGDSL-300-A1	459
CGDSL-300-SS1	460
CGDSL-400-A1	459
CGDSL-400-SS1	460
CGDSL-600-A1	459
CGDSL-600-SS1	460
CGE-050-A1	450
CGE-050-PP	453
CGE-050-SS1	455
CGE-075-A1	450
CGE-075-B1	457
CGE-075-PP	453
CGE-075-SS1	455
CGE-100-A1	450
CGE-100-B1	457
CGE-100CR-SS1	461
CGE-100-PP	453
CGE-100-SS1	455
CGE-125-A1	450
CGE-125-PP	453
CGE-125-SS1	455
CGE-150-A1	450
CGE-150-B1	457
CGE-150CR-A1	461
CGE-150CR-SS1	461
CGE-150-PP	453
CGE-150-SS1	455
CGE-200-A1	450
CGE-200-B1	457
CGE-200CR-A1	461
CGE-200CR-SS1	461
CGE-200-PP	453
CGE-200-SS1	455
CGE-250-A1	450
CGE-250CR-A1	461
CGE-300-A1	450
CGE-300-B1	457
CGE-300CR-A1	461
CGE-300CR-SS1	461
CGE-300-PP	453
CGE-300-SS1	455
CGE-400-A1	450
CGE-400-B1	457
CGE-400CR-A1	461
CGE-400CR-SS1	461
CGE-400-PP	453
CGE-400-SS1	455
CGE-500-A1	450
CGE-600-A1	450
CGE-600CR-A1	461
CGE-600-SS1	455
CGE-800-A1	450
CGF-050-A1	450
CGF-050-B1	457
CGF-050-PP	453
CGF-050-SS1	455
CGF-075-A1	450
CGF-075-B1	457
CGF-075-PP	453
CGF-075-SS1	455
CGF-100-A1	450
CGF-100-B1	457
CGF-100-PP	453
CGF-100-SS1	455
CGF-125-A1	450
CGF-125-PP	453
CGF-125-SS1	455
CGF-150-A1	450
CGF-150-B1	457
CGF-150-PP	453
CGF-150-SS1	455
CGF-200-A1	450
CGF-200-B1	457
CGF-200-PP	453
CGF-200-SS1	455
CGF-250-A1	450
CGF-250-B1	457
CGF-300-A1	450
CGF-300-B1	457
CGF-300-PP	453
CGF-300-SS1	455
CGF-400-A1	450

MIDLAND INDUSTRIES

NUMERICAL INDEX

Part#	Page
CGF-400-B1	457
CGF-400-PP	453
CGF-400-SS1	455
CGF-500-A1	450
CGF-600-A1	450
CGF-600-SS1	455
CGF-800-A1	450
CNFL-200CR-S	467
CNFL-200CR-SS316	467
CNFL-300CR-S	467
CNFL-300CR-SS316	467
CNFL-400CR-S	467
CNFL-400CR-SS316	467
CNFL-600CR-S	467
CNFL-600CR-SS316	467
CNG-200CR-SP	467
CNG-200CR-SS316	467
CNG-200-S	464
CNG-200-SP	464
CNG-250CR-SS316	467
CNG-300CR-SP	467
CNG-300CR-SS316	467
CNG-300-S	464
CNG-300-SP	464
CNG-400CR-SP	467
CNG-400CR-SS316	467
CNG-400CS-S	466
CNG-400CS-SP	466
CNG-400-S	464
CNG-400-SP	464
CNG-600CR-SP	467
CNG-600CS-S	466
CNG-600CS-SP	466
CNG-600-S	464
CNG-600-SP	464
CNG-800CS-S	466
CNG-800CS-SP	466
CNL-200CR-SP	466
CNL-250CR-SP	466
CNL-300CR-SP	466
CNL-400CR-SP	466
CNSC-300CR-SP	467
CNSC-400CR-SP	467
CNT-050-a	464
CNT-050-s	463
CNT-050-sP	463
CNT-050-SS316	463
CNT-075-a	464
CNT-075-b	464
CNT-075-s	463
CNT-075-sP	463
CNT-075-SS316	463
CNT-100-a	464
CNT-100-b	464
CNT-100CR-SP	466
CNT-100CR-SS316	466
CNT-100-s	463
CNT-100-sP	463
CNT-100-SS316	463
CNT-125-a	464
CNT-125-b	464
CNT-125CR-SP	466
CNT-125CR-SS316	466
CNT-125-s	463
CNT-125-sP	463
CNT-125-SS316	463
CNT-150-A	464
CNT-150-b	464
CNT-150CR-SP	466
CNT-150CR-SS316	466
CNT-150-s	463
CNT-150-sP	463
CNT-150-SS316	463
CNT-200-A	464
CNT-200-b	464
CNT-200CR-SP	466
CNT-200CR-SS316	466
CNT-200-s	463
CNT-200-sP	463
CNT-200-SS316	463
CNT-250-A	464
CNT-250-b	464
CNT-250CR-SP	466
CNT-250CR-SS316	466
CNT-250-s	463
CNT-250-sP	463
CNT-250-SS316	463
CNT-300-A	464
CNT-300-b	464
CNT-300CR-SP	466
CNT-300CR-SS316	466
CNT-300-s	463
CNT-300-sP	463
CNT-300-SS316	463
CNT-400-A	464
CNT-400CR-SP	466
CNT-400CR-SS316	466
CNT-400CS-S	466
CNT-400CS-SP	466
CNT-400-s	463
CNT-400-sP	463
CNT-400-SS316	463
CNT-500-sP	463
CNT-600CR-SP	466
CNT-600CR-SS316	466
CNT-600CS-S	466
CNT-600CS-SP	466
CNT-600-S	463
CNT-600-sP	463
CNT-800CS-S	466
CNT-800CS-SP	466
CNT-800-sP	463
CNTB-200CR-S	467
CNTB-200CR-SS316	467
CNTB-300CR-S	467
CNTB-300CR-SS316	467
CNTB-400CR-S	467
CNTB-400CR-SS316	467
CNTB-600CR-S	467
CNTB-600CR-SS316	467
CPHL-03	536
CPHL-04	536
CPHL-05	536
CPHL-06	536
CPHL-07	536
CPHL-08	536
CPHL-09	536
CPHL-10	536
CPHL-11	536
CPHL-12	536
CPHL-14	536
CPHL-16	536
CPHL-18	536
CPHL-20	536
CPHLS-04	536
CPHLS-05	536
CPHLS-06	536
CPHLS-07	536
CPHLS-08	536
CPHLS-09	536
CPHLS-10	536
CPHLS-11	536
CPHLS-12	536
CPHLS-14	536
CPHLS-16	536
CPHLS-18	536
CPHLS-20	536
CPHLS-24	536
CPHLS-28	536
CPHLS-32	536
CRPVC-019	480
CRPVC-025	480
CRPVC-025-100	480
CRPVC-031	480
CRPVC-031-100	480
*CRPVC-038	480
CRPVC-038-100	480
*CRPVC-050	480
*CRPVC-050-100	480
CRPVC-063	480
CRPVC-063-100	480
CRPVC-075	480
CRPVC-075-100	480
*CRPVC-100	480
*CRPVC-100-100	480
CRPVC-125	480
CRPVC-150	480
CRPVC-200	480
CSL-05100S-SP	514
CSL-05100S-SS304	518
CSL-08102S-SP	514
CSL-08104-SS304	518
CSL-08104S-SS304	518
CSL-08105S-SP	514
CSL-08106-SP	514
CSL-10107-SP	514
CSL-10107S-SP	514
CSL-10108-SP	514
CSL-10108-SS304	518
CSL-10108S-SP	514
CSL-10109-SP	514
CSL-10109S-SP	514
CSL-10109S-SS304	518
CSL-10110-SP	514
CSL-10110-SS304	518
CSL-10110S-SS304	518
CSL-10111-SP	514
CSL-10111S-SP	514
CSL-10112-SP	514
CSL-10112-SS304	518
CSL-13113S-SP	514
CSL-13113S-SS304	519
CSL-13114-SS304	519
CSL-13114S-SP	514
CSL-15112-SP	515
CSL-15115-SP	515
CSL-15200-SP	515
CSL-15201-SP	515
CSL-15201-SS304	519
CSL-15202-SP	515
CSL-15202S-SP	515
CSL-15203-SP	515
CSL-15204-SP	515
CSL-15205-SP	515
CSL-15206-SP	515
CSL-20204-SP	515
CSL-20206-SP	515
CSL-20206-SS304	519
CSL-20206S-SP	515
CSL-20207-SP	515
CSL-20207-SS304	519
CSL-20207S-SP	515
CSL-20208-SP	515
CSL-20208-SS304	519
CSL-20209-A	513
CSL-20209-SP	515
CSL-20209-SS304	519
CSL-20209S-SP	515
CSL-20210-A	513
CSL-20210-SP	515
CSL-20210-SS304	519
CSL-20210S-SP	515
CSL-20211-A	513
CSL-20211-SP	515
CSL-20211-SS304	519
CSL-20211S-SP	515
CSL-20212-SP	515
CSL-20212-SS304	519
CSL-20213-SP	515
CSL-20214-SP	515
CSL-20214-SS304	519
CSL-20215-SP	515
CSL-20300-SP	515
CSL-25302-SP	516
CSL-25306-SP	516
CSL-30304-SP	516
CSL-30306-SP	516
CSL-30306S-SP	516
CSL-30307-SP	516
CSL-30308-SP	516
CSL-30308S-SP	516
CSL-30309-SP	516
CSL-30309-SS304	519
CSL-30309S-SP	516
CSL-30310-A	513
CSL-30310-SP	516
CSL-30310-SS304	519
CSL-30310S-SP	516
CSL-30311-SP	516
CSL-30311-SS304	519
CSL-30311S-SP	516
CSL-30312-SP	516
CSL-30312-SS304	519
CSL-30312S-SP	516
CSL-30313-A	513
CSL-30313-SP	516
CSL-30313-SS304	519
CSL-30313S-SP	516
CSL-30314-A	513
CSL-30314-SP	516
CSL-30314-SS304	519
CSL-30314S-SP	516
CSL-30315-A	513
CSL-30400-SP	516
CSL-40406-SP	517
CSL-40408-SP	517
CSL-40409-SP	517
CSL-40410-SP	517
CSL-40410S-SP	517
CSL-40411-A	513
CSL-40411-SP	517
CSL-40411S-SP	517
CSL-40412-A	513
CSL-40412-SP	517
CSL-40412S-SP	517
CSL-40413-A	513
CSL-40413-SP	517
CSL-40413S-SP	517
CSL-40414-A	513
CSL-40414-SP	517
CSL-40414S-SP	517
CSL-40415-SP	517
CSL-40500-SP	517
CSL-40500S-SP	517
CSL-60604-SP	517
CSL-60606-SP	517
CSL-60608-SP	517
CSL-60610-SP	517
CSL-60612-SP	517
CSL-60614-SP	517
CSL-60700-SP	517
CSL-60702-SP	517
CSL-60704-SP	517
CSL-80812-SP	517
CSL-80900-SP	517
CSL-80904-SP	517
CSL-80908-SP	517
CSL-100108-SP	518
CSL-100114-SP	518
DA-2015-A	451
DA-2030-A	451
DA-3015-A	451
DA-3020-A	451
DA-3040-A	451
DA-4030-A	451
DA-6040-A	451
DBC-400-DP*	531
DBC-525-DP*	531
DBC-675-DP*	531
DBC-875-DP*	531
DBC-988-DP*	531
DBC-1275-DP*	531
DBC-1360-DP	531
DD-2020-A	451
DD-2030-A	451
DD-3030-A	451
DD-3040-A	451
DD-4040-A	451
DURFL-200	496
DURFL-200-CCASSP	496

MIDLAND INDUSTRIES

NUMERICAL INDEX

Part#	Page
*DURFL-300	496
DURFL-300-CCASSP	496
*DURFL-400	496
DURFL-400-CASSP	496
DURFL-400-CCASSP	496
*DURFL-600	496
DURFL-600-CASSP	496
DX35TR25	551
DX35TR38	551
DX4324	552
DX4336	552
DX4424	552
DX4436	552
DX4524VG	552
DX4536VG	552
DX5005	552
DX5006	552
DX5022	552
DX5090	552
DX5190	552
DX5197	552
DX60092	551
DX140030MG	550
DX140040MG	550
DX140050MG	550
DX140060MG	550
DX140070MG	550
DX141530MG	550
DX141540MG	550
DX141550MG	550
DX141560MG	550
DX141570MG	550
DX142530MG	550
DX142540MG	550
DX142550MG	550
DX142560MG	550
DX142570MG	550
DX144030MG	550
DX144040MG	550
DX144050MG	550
DX144060MG	550
DX144070MG	550
DX250030	550
DX250040	550
DX250050	550
DX250060	550
DX251530	550
DX251540	550
DX251550	550
DX251560	550
DX252530	550
DX252540	550
DX252550	550
DX252560	550
DX254030	550
DX254040	550
DX254050	550
DX254060	550
DX256500	550
DX259520	550
DX259530	550
DX259540	550
DX259550	550
DX259560	550
DX259570	550
DX722530	551
DX722540	551
DX722550	551
DX723230	551
DX723240	551
DX723250	551
DX723260	551
DX724030	551
DX724040	551
DX724050	551
DX724060	551
DX725030	551
DX725040	551
DX725050	551
DX725060	551

Part#	Page
EPDM-150	486
EPDM-200	486
EPDM-300	486
EPDM-400	486
F3	537
F4	537
F5	537
F6	537
F7	537
F8	537
F9	537
F10	537
F11	537
F12	537
F14	537
F16	537
F18	537
F20	537
F38	538
F40	538
F100	538
F311	537
FE-025-SP	469
FE-038-SP	469
FE-050-SP	469
FE-075-SP	469
FE-100-SP	469
FE-125-SP	469
FE-150-SP	469
FE-200-SP	469
FF1F	627
FF1FSAE	629
FF1M	627
FF1MSAE	629
FF12F	627
FF12FSAE	629
FF12M	627
FF12MSAE	629
FF14F	627
FF14FSAE	629
FF14M	627
FF14MSAE	629
FF34F	627
FF34M	627
FF38F	627
FF38FSAE	629
FF38M	627
FF38MSAE	629
FF1234F	627
FF1234FSAE	629
FF1234M	627
FF1234MSAE	629
FF3416F	627
FF3416M	627
FF3812F	627
FF3812FSAE	629
FF3812M	627
FF3812MSAE	629
FLX-075	487
FLX-100	487
FLX-150	487
FLX-200	487
FLX-300	487
FLX-400	487
FLXS-100	487
FLXS-200	487
FLXS-300	487
FLXS-400	487
FN-075	471
FN-075G	471
FN-100	471
FN-150	471
FN-200	471
FRAC400-300	491
FRAC400-400	491
FRAC400-600	491
FS4	537
FS5	537
FS6	537
FS7	537
FS8	537

Part#	Page
FS9	537
FS10	537
FS11	537
FS12	537
FS14	537
FS16	537
FS18	537
FS20	537
FS24	537
FS28	537
FS6400O44	619
FS6400O46	619
FS6400O64	619
FS6400O66	619
FS6400O68	619
FS6400O86	619
FS6400O88	619
FS6400O108	619
FS6400O128	619
FS6400O810	619
FS6400O812	619
FS6400O1010	619
FS6400O1012	619
FS6400O1210	619
FS6400O1212	619
FS6400O1216	619
FS6400O1612	619
FS6400O1616	619
FS6400O1620	619
FS6400O2020	619
FS6400O2024	619
FS6400O2424	619
FS27034	618
FS27036	618
FS27038	618
FS240344	617
FS240364	617
FS240388	617
FS250044	617
FS250066	617
FS250088	617
FS250142	617
FS250144	617
FS250164	617
FS250166	617
FS250186	617
FS250188	617
FS250342	617
FS250344	617
FS250364	617
FS250366	617
FS250386	617
FS250388	617
FS260144	618
FS260166	618
FS260188	618
FS260344	618
FS260366	618
FS260388	618
FS270044	618
FS270066	618
FS270088	618
FS270144	618
FS270166	618
FS270188	618
FS270244	618
FS270266	618
FS270312	618
FS270316	618
FS270320	618
FS270444	619
FS270466	619
FS270488	619
FS640244	619
FS640266	619
FS640288	619
FS650044	619
FS650066	619
FS650088	619
FS650444	619

Part#	Page
FS650466	619
FS650488	619
FS660044	620
FS660066	620
FS660088	620
FS660244	620
FS660266	620
FS660288	620
FS680144	620
FS680146	620
FS680164	620
FS680166	620
FS680168	620
FS680186	620
FS680188	620
FS680244	621
FS680264	621
FS680266	621
FS680268	621
FS680286	621
FS680288	621
FS680344	621
FS680366	621
FS680388	621
FS680444	621
FS680466	621
FS680488	621
FS680944	621
FS680966	621
FS680988	621
FS2501108	617
FS2501128	617
FS2501812	617
FS6801108	620
FS6801810	620
FS6801812	620
FS6802810	621
FS25001010	617
FS25001212	617
FS25001616	617
FS25002020	617
FS25002424	617
FS25011012	617
FS25011212	617
FS25011216	617
FS25011612	617
FS25011616	617
FS25012016	617
FS25012020	617
FS25012424	617
FS25031212	617
FS25031616	617
FS26011212	618
FS26011616	618
FS26031212	618
FS26031616	618
FS26032020	618
FS26032424	618
FS27001212	618
FS27001616	618
FS27002020	618
FS27002424	618
FS27011212	618
FS27011616	618
FS27012020	618
FS27012424	618
FS27021616	618
FS27022020	618
FS27041212	619
FS27041616	619
FS27042020	619
FS64021010	619
FS64021212	619
FS64021616	619
FS65001010	619
FS65001212	619
FS65001616	619
FS65002020	619
FS65002424	619
FS65041010	619

MIDLAND INDUSTRIES
NUMERICAL INDEX

Part#	Page
FS65041212	619
FS65041616	619
FS65042020	619
FS66001212	620
FS66001616	620
FS66002020	620
FS66002424	620
FS66021212	620
FS66021616	620
FS66022020	620
FS66022424	620
FS68011010	620
FS68011012	620
FS68011210	620
FS68011212	620
FS68011216	620
FS68011612	620
FS68011616	620
FS68011620	620
FS68012016	620
FS68012020	620
FS68012424	620
FS68021010	621
FS68021212	621
FS68021616	621
FS68022020	621
FS68022424	621
FS68031212	621
FS68031616	621
FS68032020	621
FS68032424	621
FS68041212	621
FS68041616	621
FS68042020	621
FS68042424	621
FS68091212	621
FS68091616	621
FSO304C4	616
FSO304C6	616
FSO304C8	616
FSO304C10	616
FSO304C12	616
FSO304C16	616
FSO304C20	616
FSO304C24	616
FSO3064	616
FSO3066	616
FSO3068	616
FSO3184	615
FSO3186	615
FSO3188	615
FSO3194	615
FSO3196	615
FSO3198	615
FSO24084	617
FSO24086	617
FSO24088	617
FSO30610	616
FSO30612	616
FSO30616	616
FSO30620	616
FSO30624	616
FSO31810	615
FSO31812	615
FSO31816	615
FSO31820	615
FSO31824	615
FSO31910	615
FSO31912	615
FSO31916	615
FSO31920	615
FSO31924	615
FSO240344	616
FSO240366	616
FSO240388	616
FSO240664	616
FSO240684	616
FSO240686	616
FSO240810	617
FSO240812	617
FSO240816	617
FSO240820	617
FSO240824	617
FSO2406106	616
FSO2406108	616
FSO2406126	616
FSO2406128	616
FSO2406168	616
FSO24031212	616
FSO24031616	616
FSO24032020	616
FSO24032424	616
FSO24061612	616
FSO24062012	616
FSO24062016	616
FSO24062420	616
FUEL-025	484
FUEL-031	484
FUEL-038	484
FV-200-DP	471
FV-300-DP	471
FV-400-DP	471
FV-600-DP	471
GE3L1NPT	328
GE3L06SAE	328
GE3L08SAE	328
GE3L12NPT	328
GE3L12SAE	328
GE3L14NPT	328
GE3L16SAE	328
GE3L34NPT	328
GE3L38NPT	328
GE21NPT	328
GE204SAE	328
GE206SAE	328
GE208SAE	328
GE212NPT	328
GE212SAE	328
GE214NPT	328
GE216SAE	328
GE234NPT	328
GE238NPT	328
GE2112TNPT*	328
GE2114TNPT*	328
GJM-050-SP	470
GJM-075-SP	470
GJM-100-SP	470
GJM-125CR-DP	465
GJM-125-DP	470
GJM-150CR-DP	465
GJM-200CR-DP	465
GJM-250CR-DP	465
GJM-300CR-DP	465
GJM-400CR-SP	465
GJS-125CR-DP	465
GJS-150CR-DP	465
GJS-200CR-DP	465
GJS-250CR-DP	465
GJS-300CR-DP	465
GJS-400CR-SP	465
*GPE-025-300	482
*GPE-038-300	482
*GPE-050-300	482
*GPE-063-300	482
GPE-075-300	482
* GPE-100-300	482
Gripper Ring	281
HAM100-200-SET	473
HAM100-300-SET	473
HAM100-400CR-SET	473
HAM100-400-SET	473
HAM100-600CR-FEMALE	473
HAM100-600CR-MALE	473
HAM100-600CR-SET	473
HAM100-600-NUT	473
HAM100-600-SET	473
HAM100-800-SET	473
HAM100-1000-SET	473
HAM200-100-SET	473
HAM200-200-SET	473
HAM200-300-SET	473
HAM200-400-SET	473
HAM200-500-SET	473
HAM206-200-SET	473
HAM206-300-SET	473
HAM206-400CR-FEMALE	473
HAM206-400CR-MALE	473
HAM206-400CR-SET	473
HAM206-400-SET	473
HAM206-500-SET	473
HAM206-600-SET	473
HAM206-800-SET	473
HAM206-NUT	473
HE-038-SP	469
HE-050CF-SP	465
HE-050-SP	469
HE-050-SS	468
HE-075CF-SP	465
HE-075CR-SP	465
HE-075-SP	469
HE-075-SS	468
HE-100CF-SP	465
HE-100CR-SP	465
HE-100-SP	469
HE-100-SS	468
HE-101CF-SP	465
HE-125-SS	468
HE-150-SS	468
HE-200-SS	468
HE-250-SS	468
HE-300-SS	468
HE-400-SS	468
HEAVY DUTY	538
HM-038-SP	468
HM-050-S	468
HM-050-SP	468
HM-063-SP	468
HM-075-S	468
HM-075-SP	468
HM-100-S	468
HM-100-SP	468
HM-125-S	468
HM-125-SP	468
HM-150-S	468
HM-150-SP	468
HM-200-S	468
HM-200-SP	468
HM-250-SP	468
HM-300-S	468
HM-300-SP	468
HM-400-SP	468
HM-600-S	468
HM-600-SP	468
HN-075-B	472
HN-100-B	472
HN-125-B	472
HN-250-B	472
HNV1F	626
HNV1FB	626
HNV1FSAE	628
HNV1M	626
HNV1MB	626
HNV1MSAE	628
HNV12F	626
HNV12FB	626
HNV12FSAE	628
HNV12M	626
HNV12MB	626
HNV12MSAE	628
HNV14F	626
HNV14FB	626
HNV14FSAE	628
HNV14M	626
HNV14MB	626
HNV14MSAE	628
HNV34F	626
HNV34FB	626
HNV34FSAE	628
HNV34M	626
HNV34MB	626
HNV34MSAE	628
HNV38F	626
HNV38FB	626
HNV38FSAE	628
HNV38M	626
HNV38MB	626
HNV38MSAE	628
HPCWB-150	497
HPCWB-200	497
HPCWB200-150	497
HPCWB200-400	497
HPCWB250-200	497
HPCWB250-300	497
HPCWB-300	497
HPCWB-400	497
HPCWB-600	497
HSK5-200-SS	462
HSK5-300-SS	462
HTA-300	492
HTA-400	492
IMPORTED VERSION	538
IVB-800-250RPG2	485
IVB-800-250RPG3	485
IVB-800-250RPG7	485
JACK-075-50	481
JACK-075BL-50	481
JACK-075-CUASSP*	481
JACK-075G-50	481
JACK-075R-50	481
JACK-075R-CUASSP	481
K3	537
K4	537
K5	537
K6	537
K7	537
K8	537
K9	537
K10	537
K11	537
K12	537
K14	537
K16	537
K18	537
K20	537
K24	537
K28	537
K311	537
KS3	537
KS4	537
KS5	537
KS6	537
KS7	537
KS8	537
KS9	537
KS10	537
KS11	537
KS12	537
KS14	537
KS16	537
KS18	537
KS20	537
KS311	537
KZEB14PF	630
KZEB14SM	630
KZEB38PF	630
KZEB38SM	630
KZEB38SM	630
Liner	281
Lock Nut	281
Lock Ring	281
Lock Washer	281
LSQVEP1PF	627
LSQVEP1SF	627
LSQVEP12PF	627
LSQVEP12SF	627
LSQVEP20PF	627
LSQVEP20SF	627
LSQVEP24PF	627
LSQVEP24SF	627
LSQVEP34PF	627

MIDLAND INDUSTRIES

NUMERICAL INDEX

Part#	Page
LSQVEP34SF	627
M6-23	532
M6-26	532
M6-29	532
M6-32	532
M6S-23	532
M6S-29	532
M6S-32	532
M6S-36	532
M6S-40	532
M8-52	533
M8-56	533
M8-60	533
M8-64	533
M8-74	533
M8-80	533
M8-86	533
M8-98	533
M8-104	533
M8-113	533
M8S-44	533
M8S-48	533
M8S-52	533
M8S-56	533
M8S-60	533
M8S-64	533
M8S-68	533
M8S-74	533
M8S-80	533
M8S-86	533
M8S-92	533
M8S-98	533
M8S-104	533
M8S-113	533
M8S-122	533
M8S-131	533
M10-149	533
M10-188	533
M10-201	533
M10-227	533
M10-240	533
MB4004	632
MB4006	632
MB4008	632
MB4012	632
MB4016	632
ME-025-SP	469
ME-038-SP	469
ME-050-SP	469
ME-075-SP	469
ME-100-SP	469
MFC12N	632
MFC34N	632
MFC38N	632
MKL-019-SP	532
MKL-022-SP	532
MKL-025-SP	532
MKL-028-SP	532
MKL-031-SP	532
MKL-035-SP	532
MKL-039-SP	532
MKL-043-SP	532
MKL-047-SP	532
MKL-051-SP	532
MKL-055-SP	532
MKL-059-SP	532
MKL-063-SP	532
MKL-067-SP	532
MKL-073-SP	532
MKL-079-SP	532
MKL-085-SP	532
MMFC4NPT	631
MMFC6NPT	631
MMFC8NPT	631
MMFC12NPT	631
MMFC16NPT	631
MMFC20NPT	631
MMNV4NPT	631
MMNV6NPT	631
MMNV8NPT	631
MMNV12NPT	631
MMNV16NPT	631
MXH-238	483
MXH-250	483
MXH-300	483
MXH-350	483
MXH-400	483
MXH-500	483
NPT	630
NPT	630
NV1F	630
NV1M	630
NV12F	630
NV12M	630
NV14F	630
NV14M	630
NV34F	630
NV34M	630
NV38F	630
NV38M	630
OETP-1098	538
OILVC-200	490
OILVC-300	490
OILVC-400	490
OILVS-150	489
OILVS-200	489
OILVS-300	489
OILVS-400	489
OILVS-600	489
OPPWB-063-150GH50	505
OPPWB-075-150GH50	505
OPPWR-063-150GH50	505
OPPWR-075-150GH50	505
O-Ring	281
P1	538
P300	538
P-1520-000-TEE	73
P-1521-000-EL	73
P-1522-000	73
Packing	281
Packing Nut	281
Part #	630
Part #	630
PDB250-200	492
PDB250-300	492
PDB250-400	492
PDB250-600	492
PDR-125	491
PDR-150	491
PDR-300	491
PDR-400	491
PDR-600	491
PF-200-AD	470
PF-300-AD	470
PL-200-AD	470
PL-300-AD	470
PM-200-A	470
PM-300-A	470
PON-025-B	483
PON-038-B	483
PON-050-B	483
PON-063-B	483
PON-075-B	483
PREM-125-250	482
PREMR-038-300	482
PREMR-050-300	482
PREMR-075-300	482
PREMR-100-300	482
Push Ring	281
PWAG-038-50AS	506
PWAG-038-100AS	506
PWAG-038-200AS	506
R88DB-12-DP*	531
R88DB-16-DP*	531
R88DB-20-DP*	531
R88DB-24-DP*	531
R88DB-32-DP*	531
RAIR-025-300BM45	503
RAIR-038-300BM45	503
RAIR-050-300BM65	503
*RSPVC -200	501
*RSPVC-300	501
*RSPVC-400	501
*RSPVC-600	501
SA-200-A	451
SA-300-A	451
SA-400-A	451
SA-2030-A	451
SA-3040-A	451
SAT-200	499
SAT-300	499
SAT-400	499
SAT-600	499
SATG-075	498
*SATG-100	498
*SATG-125	498
*SATG-150	498
*SATG-200	498
SATG-250	498
*SATG-300	498
SATG-400	498
*SATO-200	498
*SATO-300	498
SATO-400	498
SATW-100	499
SATW-125	499
SATW-150	499
SATW-200	499
SATW-300	499
SATW-400	499
SATW-600	499
SB-200-SP	471
SB-300-SP	471
SBB-075-50	486
SBB-075-100	486
SBB-125-50S	486
SBB-125-100S	486
SBB-150-50	486
SBB-300	486
SC-200R-SP*	531
SC-300R-SP*	531
SC-400R-SP*	531
SC-600R-SP*	531
SCR-300-SS304	471
SCR-400-SS304	471
Seat	281
Seat Ring	281
SL-200-SP	471
SL-300-SP	471
SR-200-SP	471
SR-250-SP	471
SR-300-SP	471
SR-400-SP	471
SR-600-SP	471
SR-800-SP	471
SS43-04-04FJ	655
SS43-04-04FJ45	655
SS43-04-04FJ45	657
SS43-04-04FJ90	655
SS43-04-04FORFS90	656
SS43-04-04FORFS-L	656
SS43-04-04MP	655
SS43-04-06FJ	655
SS43-04-06FJ45	655
SS43-04-06FJ45	657
SS43-04-06FJ90	655
SS43-04-06MP	655
SS43-06-04FJ	655
SS43-06-04MP	655
SS43-06-06FJ	655
SS43-06-06FJ45	655
SS43-06-06FJ45	657
SS43-06-06FJ90	655
SS43-06-06FORFS	656
SS43-06-06FORFS90	656
SS43-06-06FORFS-L	656
SS43-06-06MORFS	656
SS43-06-06MP	655
SS43-06-08FJ	655
SS43-08-08FJ	655
SS43-08-08FJ45	655
SS43-08-08FJ45	657
SS43-08-08FJ90	655
SS43-08-08FORFS	656
SS43-08-08FORFS45	656
SS43-08-08FORFS-L	656
SS43-08-08MP	655
SS43-08-08RA	656
SS43-08-10FJ	655
SS43-10-08MP	655
SS43-10-10FJ	655
SS43-12-12FJ	655
SS43-12-12FJ45	655
SS43-12-12FJ45	657
SS43-12-12FJ90	655
SS43-12-12FORFS90	656
SS43-12-12FORFS-L	656
SS43-12-12MP	655
SS43-16-16FJ	655
SS43-16-16FJ90	655
SS43-16-16MP	655
SS304-C-04	641
SS304-C-06	641
SS304-C-08	641
SS304-C-10	641
SS304-C-12	641
SS304-C-16	641
SS306-04	645
SS306-06	645
SS306-08	645
SS306-10	645
SS306-12	645
SS306-16	645
SS318-04	641
SS318-06	641
SS318-08	641
SS318-10	641
SS318-12	641
SS318-16	641
SS318-20	641
SS318-24	641
SS318-32	641
SS319-04	641
SS319-06	641
SS319-08	641
SS319-10	641
SS319-12	641
SS319-16	641
SS319-20	641
SS319-24	641
SS319-32	641
SS1404-04-04	640
SS1404-04-06	640
SS1404-06-06	640
SS1404-06-08	640
SS1404-08-08	640
SS1404-12-12	640
SS1404-16-16	640
SS1405-04-04	640
SS1405-06-06	640
SS1405-08-08	640
SS1405-12-12	640
SS1405-16-16	640
SS2403-04-04	642
SS2403-05-05	642
SS2403-06-04	642
SS2403-06-06	642
SS2403-08-04	642
SS2403-08-06	642
SS2403-08-08	642
SS2403-10-08	642
SS2403-10-10	642
SS2403-12-04	642
SS2403-12-06	642
SS2403-12-08	642
SS2403-12-12	642
SS2403-16-12	642
SS2403-16-16	642
SS2403-20-20	642
SS2404-04-02	642

MIDLAND INDUSTRIES
NUMERICAL INDEX

Part#	Page
SS2404-04-04	642
SS2404-04-06	642
SS2404-04-08	642
SS2404-06-04	642
SS2404-06-06	642
SS2404-06-08	642
SS2404-08-04	642
SS2404-08-06	642
SS2404-08-08	642
SS2404-08-12	642
SS2404-08-16	642
SS2404-10-08	642
SS2404-12-08	642
SS2404-12-12	642
SS2404-12-16	642
SS2404-16-08	642
SS2404-16-12	642
SS2404-16-16	642
SS2404-24-24	642
SS2404-32-32	642
SS2405-04-04	642
SS2405-06-04	642
SS2405-06-06	642
SS2405-08-08	642
SS2405-12-12	642
SS2405-16-16	642
SS2405-20-20	642
SS2406-06-04	643
SS2406-08-04	643
SS2406-08-06	643
SS2406-10-08	643
SS2406-12-04	643
SS2406-12-06	643
SS2406-12-08	643
SS2406-16-04	643
SS2406-16-06	643
SS2406-16-08	643
SS2406-16-12	643
SS2408-04	643
SS2408-06	643
SS2408-08	643
SS2408-10	643
SS2408-12	643
SS2408-16	643
SS2408-20	643
SS2500-06-06	643
SS2501-04-02	643
SS2501-04-04	643
SS2501-04-06	643
SS2501-06-04	643
SS2501-06-06	643
SS2501-08-08	643
SS2501-12-12	643
SS2501-16-16	643
SS2502-04-04	644
SS2502-06-06	644
SS2502-08-04	644
SS2502-08-06	644
SS2502-08-08	644
SS2502-10-08	644
SS2502-12-12	644
SS2502-16-12	644
SS2502-16-16	644
SS2503-04-04	644
SS2503-06-04	644
SS2503-06-06	644
SS2503-08-08	644
SS2503-10-08	644
SS2503-12-12	644
SS2503-16-16	644
SS2603-04-04-04	644
SS2603-06-06-06	644
SS2603-08-08-08	644
SS2603-12-12-12	644
SS2603-16-16-16	644
SS2605-06-04-06	644
SS2700-04-04	645
SS2700-06-06	645
SS2700-08-08	645
SS2700-12-12	645
SS2700-16-16	645
SS2701-04-04	645
SS2705-04-04	645
SS2705-06-06	645
SS2705-08-08	645
SS2705-12-12	645
SS2705-16-16	645
SS2707-04-04	646
SS2707-06-06	646
SS2707-08-08	646
SS5000-02-02	646
SS5000-04-04	646
SS5000-06-04	646
SS5000-06-06	646
SS5000-08-06	646
SS5000-08-08	646
SS5000-12-12	646
SS5000-16-08	646
SS5000-16-12	646
SS5000-16-16	646
SS5402-04-02	647
SS5404-02-02	646
SS5404-04-02	646
SS5404-04-04	646
SS5404-06-04	646
SS5404-06-06	646
SS5404-08-04	646
SS5404-08-06	646
SS5404-08-08	646
SS5404-12-04	646
SS5404-12-06	646
SS5404-12-08	646
SS5404-12-12	646
SS5404-16-08	646
SS5404-16-12	646
SS5404-16-16	646
SS5405-02-02	647
SS5405-02-04	647
SS5405-04-04	647
SS5405-04-06	647
SS5405-04-08	647
SS5405-06-06	647
SS5405-06-08	647
SS5405-06-12	647
SS5405-08-08	647
SS5405-08-12	647
SS5405-08-16	647
SS5405-12-12	647
SS5405-12-16	647
SS5405-16-16	647
SS5406-04-02	647
SS5406-06-04	647
SS5406-08-04	647
SS5406-08-06	647
SS5406-12-04	647
SS5406-12-06	647
SS5406-12-08	647
SS5406-16-04	647
SS5406-16-06	647
SS5406-16-08	647
SS5406-16-12	647
SS5406-20-12	647
SS5406-20-16	647
SS5406-C-04	648
SS5406-C-06	648
SS5406-C-08	648
SS5406-C-12	648
SS5406-C-16	648
SS5406-HHP-04	647
SS5406-HHP-06	647
SS5406-HHP-08	647
SS5406-HHP-12	647
SS5406-HHP-16	647
SS5406-P-02	647
SS5406-P-04	647
SS5406-P-06	647
SS5406-P-08	647
SS5406-P-12	647
SS5406-P-16	647
SS5500-02-02	648
SS5500-04-04	648
SS5500-06-06	648
SS5500-08-08	648
SS5500-12-12	648
SS5500-16-16	648
SS5502-02-02	648
SS5502-04-04	648
SS5502-06-06	648
SS5502-08-08	648
SS5502-12-12	648
SS5502-16-16	648
SS5503-04-04	648
SS5504-02-02	649
SS5504-04-04	649
SS5504-06-06	649
SS5504-08-08	649
SS5504-12-12	649
SS5504-16-16	649
SS5600-02-02-02	649
SS5600-04-04-04	649
SS5600-06-06-06	649
SS5600-08-08-08	649
SS5600-12-12-12	649
SS5600-16-16-16	649
SS5602-04-04-04	649
SS5602-08-08	649
SS5602-16-16	649
SS5605-02-02-02	649
SS5605-04-04-04	649
SS5605-06-06-06	649
SS5605-08-08-08	649
SS5605-12-12-12	649
SS5605-16-16-16	649
SS5652-04-04-04-04	649
SS5652-06-06-06-06	649
SS6400-04-04	650
SS6400-04-06	650
SS6400-04-08	650
SS6400-06-05	650
SS6400-06-06	650
SS6400-06-08	650
SS6400-06-10	650
SS6400-08-06	650
SS6400-08-08	650
SS6400-08-10	650
SS6400-08-12	650
SS6400-12-08	650
SS6400-12-12	650
SS6400-12-16	650
SS6400-16-12	650
SS6400-16-16	650
SS6400-16-20	650
SS6400-20-20	650
SS6402-04-04	650
SS6402-06-06	650
SS6402-08-08	650
SS6402-12-12	650
SS6402-16-16	650
SS6405-04-04	650
SS6405-06-04	650
SS6405-06-06	650
SS6405-08-08	650
SS6405-12-08	650
SS6405-12-12	650
SS6405-16-16	650
SS6408-04	651
SS6408-06	651
SS6408-08	651
SS6408-10	651
SS6408-12	651
SS6408-16	651
SS6408-HH-02	651
SS6408-HH-04	651
SS6408-HH-06	651
SS6408-HH-08	651
SS6408-HH-10	651
SS6408-HH-12	651
SS6408-HH-16	651
SS6500-04-04	651
SS6500-06-06	651
SS6500-08-08	651
SS6500-10-10	651
SS6500-12-12	651
SS6500-16-16	651
SS6500-20-20	651
SS6501-04-04	651
SS6501-04-06	651
SS6502-04-04	652
SS6502-06-06	652
SS6502-08-08	652
SS6502-10-10	652
SS6502-12-12	652
SS6502-16-16	652
SS6502-20-20	652
SS6505-04-04	652
SS6505-06-06	652
SS6505-08-08	652
SS6505-12-12	652
SS6505-16-16	652
SS6506-04-04	652
SS6506-06-06	652
SS6506-08-08	652
SS6506-12-12	652
SS6506-16-16	652
SS6565-04-04	652
SS6565-06-06	652
SS6565-08-08	652
SS6565-12-12	652
SS6801-04-04	653
SS6801-04-06	653
SS6801-04-08	653
SS6801-06-04	653
SS6801-06-06	653
SS6801-06-08	653
SS6801-08-06	653
SS6801-08-08	653
SS6801-08-10	653
SS6801-08-12	653
SS6801-08-16	653
SS6801-12-12	653
SS6801-16-16	653
SS6802-04-04	653
SS6802-06-06	653
SS6802-08-08	653
SS6802-12-12	653
SS6802-16-16	653
SS6803-06-06-06	653
SS250342	644
SS250384	644
SS25030608	644
SS25031612	644
SSC318-2	658
SSC318-4	658
SSC318-6	658
SSC318-8	658
SSC318-12	658
SSC318-16	658
SSC320-2	658
SSC320-4	658
SSC320-6	658
SSC320-8	658
SSC320-12	658
SSC320-16	658
SSC2403-4-4	658
SSC2403-6-6	658
SSC2403-8-8	658
SSC2403-12-12	658
SSC2403-16-16	658
SSC2404-4-2	658
SSC2404-4-4	658
SSC2404-4-8	658
SSC2404-6-4	658
SSC2404-6-6	658
SSC2404-6-8	658
SSC2404-8-8	658
SSC2404-12-12	658
SSC2404-16-16	658
SSC2405-4-2	658
SSC2405-4-4	658
SSC2405-6-2	658

MIDLAND INDUSTRIES

NUMERICAL INDEX

Part#	Page
SSC2405-6-6	658
SSC2405-6-8	658
SSC2405-8-4	658
SSC2405-8-6	658
SSC2405-8-8	658
SSC2405-12-12	658
SSC2405-16-16	658
SSC2500-2-2	658
SSC2500-4-4	658
SSC2500-6-6	658
SSC2500-8-8	658
SSC2500-12-12	658
SSC2500-16-16	658
SSC2501-4-2	659
SSC2501-4-4	659
SSC2501-6-2	659
SSC2501-6-4	659
SSC2501-6-6	659
SSC2501-6-8	659
SSC2501-8-4	659
SSC2501-8-6	659
SSC2501-8-8	659
SSC2501-12-12	659
SSC2501-16-16	659
SSC2502-4-4	659
SSC2502-6-4	659
SSC2502-6-6	659
SSC2502-8-8	659
SSC2502-12-12	659
SSC2502-16-16	659
SSC2601-2-2	659
SSC2601-4-4	659
SSC2601-6-4	659
SSC2601-6-6	659
SSC2601-8-8	659
SSC2603-2-2	659
SSC2603-4-4	659
SSC2603-6-6	659
SSC2603-8-8	659
SSC2603-12-12	659
SSC2603-16-16	659
SSC6801-4-4	659
SSC6801-6-6	659
SSC6801-8-8	659
SSC6801-12-12	659
SSC6801-16-16	659
SSCN-04	646
SSCN-06	646
SSCN-08	646
SSCN-12	646
SSCN-16	646
SSCN-20	646
SSHY-04-02MP	657
SSHY-04-04FJ	657
SSHY-04-04FJ45	657
SSHY-04-04FJ90	657
SSHY-04-04MP	657
SSHY-04-06FJ	657
SSHY-04-06FJ90	657
SSHY-06-04FJ	657
SSHY-06-04MP	657
SSHY-06-06FJ	657
SSHY-06-06FJ90	657
SSHY-06-06MP	657
SSHY-06-08FJ	657
SSHY-06-08FJ90	657
SSHY-08-06MP	657
SSHY-08-08FJ	657
SSHY-08-08FJ90	657
SSHY-08-08MP	657
SSHY-08-10FJ	657
SSHY-10-08MP	657
SSHY-10-10FJ	657
SSHY-12-08MP	657
SSHY-12-12FJ	657
SSHY-12-12FJ90	657
SSHY-12-12MP	657
SSHY-16-16FJ	657
SSHY-16-16MP	657
SSWO-04FJ	654
SSWO-04MP	654
SSWO-06FJ	654
SSWO-06MP	654
SSWO-08FJ	654
SSWO-08MP	654
SSWO-12FJ	654
SSWO-12MP	654
SSWO-16FJ	654
SSWO-16MP	654
SSWO-20FJ	654
SSWO-20MP	654
SSWO-24FJ	654
SSWO-24MP	654
SSWO-32FJ	654
SSWO-32MP	654
ST250-075-50	493
ST250-075-100	493
ST250-100-50	493
ST250-100-100	493
ST250-200-50	493
ST250-200-100	493
ST250-300	493
ST250B-075-50	493
ST250B-100-50	493
ST250B-150-50	493
ST250B-200-50	493
Stem	281
SUPER-200	500
TLB-075	489
TLB-100	489
TLB-125	489
TLB-150	489
TLB-200	489
TLB-250	489
TLB-400	489
TLB-600	489
TLBS150-100	488
TLBS150-150	488
TLBS150-200	488
TLBS150-300	488
TLBS150-400	488
TLBS150-600	488
TLBS300-200	490
TLBS300-300	490
TLBS300-400	490
TLBS300-600	490
TPT-1	538
TTD150-200	488
TTD150-300	488
TTD150-400	488
UW-300-SP	469
WHIP-L	471
WHIP-S	471
WSB-125	500
*WSB-150	500
*WSB-200	500
*WSB-300	500
*WSB-400	500
*WSB-600	500
YAIROR-038-300BM45	504
YAIROR-038-300BM45-25	504
YAIROR-038-300BM45-100	504
YAIROR-050-300BM65	504
YAIROR-050-300BM65-25	504
YAIROR-050-300BM65-100	504

Standard Terms and Conditions of Sale

Any order by a person ("Buyer") for goods (an "Order"), if accepted, is accepted subject to these Midland Industries Standard Terms and Conditions of Sale ("T&Cs"), which are incorporated into any acceptance, acknowledgement, invoice and other document issued by Midland Industries ("Seller") in response to such Order (each a "Response"), and any reference thereto shall include these T&Cs. No waiver, alteration, or modification of these T&Cs shall be valid unless expressly agreed to in writing by Seller. The T&Cs constitute the entire agreement between the parties and any different, additional or conflicting terms or conditions set forth in Buyer's purchase order or any other document issued by Buyer are expressly objected to by Seller and the terms hereof, including those contained in the applicable Response, shall exclusively govern the purchase and sale of the goods covered by the Response unless there is another manually signed agreement between the parties, which shall control to the extent there is a conflict between the terms of such agreement and these T&Cs.

Payment Terms. Payment terms are 2%-10days/net 30 on approved accounts in good standing and shall be paid in United States dollars. The 2% discount terms is for purchased goods only-there is no discount off of freight. Any additional discounts taken will be charged back to the account, and is due by the customer. The allowed discount amount is stated on each invoice. Shipment may be held if account is past due. Buyer agrees that any overdue amounts shall be subject to a late payment charge on the overdue balance of 1.5% per month or such lesser amount as is the maximum rate of interest allowed by law. Buyer shall pay any and all reasonable costs, including attorneys' fees, incurred by Seller while collecting any delinquent balance. Debit memos are not accepted unless approved.

Price. The Seller list or quoted price is subject to change without notice. The goods are invoiced at prices in effect on date of shipment. Prices do not include taxes, if any, based upon or measured by the sales price, which taxes will be added to the prices where applicable. Any taxes which Seller may be required to pay or collect, upon or with respect to the sale, purchase, delivery, storage, processing, use, or transportation of the goods purchased hereunder, shall be for Buyer's account, and shall be paid promptly by Buyer to Seller upon demand.

Delivery Terms. All goods are sold FOB our shipping USA locations. Title and risk of loss passes to the buyer upon delivery to the carrier. Freight is prepaid via the carrier of our choice on orders totaling $1,500 or more to any destination in the USA. Backorders for items from prepaid orders that are marked in our price list as "stock" items will be shipped prepaid along with upcoming prepaid orders when possible. Non-stocked or special-ordered items will be shipped when available. Buyer is responsible for costs associated with shipment upon acceptance if so assigned based on freight classification (*i.e.*, "prepaid" or FOB)

Title/Security. Unless a conditional sale is noted in this Agreement, title to the goods covered by this Agreement shall pass to Buyer upon delivery to carrier. Buyer hereby grants Seller and Seller hereby reserves a purchase money security interest in and to the goods sold to Buyer together with all proceeds thereof to secure Buyer's performance and payment. Buyer agrees upon Seller's request to do all acts and execute all documents reasonably necessary to assist Seller's perfection and maintenance of any such security title and right of possession, including, but not limited to, executing and filing documents with the appropriate governmental agency.

Orders. (A) Domestic (USA) Sales. Buyer shall submit a purchase order ("Purchase Order") for the goods which shall, at minimum, include: (a) part number of the goods ordered; (b) quantity; (c) price of the goods; (d) requested delivery date; and (e) shipping instructions and shipping address, including a statement that the goods will be shipped in accordance with these T&Cs. All Purchase Orders are subject to acceptance by Seller. Buyer shall be responsible for all additional costs resulting from errors made in connection with telephone, online, or hand written Purchase Orders accepted by Seller and any errors related to such a Purchase Order must be disputed within 1 hour from Seller's receipt of the Purchase Order. Confirming Purchase Orders are not accepted by Seller. If such a confirming Purchase Order is sent to Seller, it may be treated as an original open Order and duplicated. Seller will not be responsible for expenses or inconveniences incurred thereby. If Buyer's Order is in the form of a blanket Purchase Order, Buyer agrees that each release shall be treated as a separate sales transaction hereunder, that all releases shall be non-cancelable and, unless agreed in writing by Seller, all releases under such blanket Purchase Order shall be accepted by Buyer within 12 months of Seller's Order acknowledgement. If the aggregate purchase price of goods pursuant to a Purchase Order is under $50, or such other amount that is agreed to from time to time by the parties, then the cost of such goods shall be rounded up to that minimum order value.

Order Cancellation/Amendment. Orders cannot be canceled or amended except with Seller's consent. Cancellation charges may be applied at Seller's discretion. Seller may, in its sole discretion and without liability, alter the specifications for any goods.

Acceptance. Buyer shall conduct any incoming inspection tests on the goods within 5 days of delivery. In the event of any shortage, damage or discrepancy in or to a shipment of goods or pricing discrepancies, Buyer shall promptly give notice, but in no event later than within 15 days of delivery thereof to Seller and shall furnish such written evidence or other documentation as Seller reasonably may deem appropriate. If such evidence indicates, in Seller's reasonable judgment, that such shortage, damage or discrepancy existed at the time of delivery of the goods to the carrier, Seller shall promptly deliver additional or substitute goods to Buyer; provided, however, that Seller may, in its sole discretion, require Buyer to return all damaged goods prior to delivery of substitute goods. If Buyer shall fail to timely give Seller such written notice, the goods shall be deemed to conform to the warranty and Buyer shall be deemed to have accepted the goods and shall pay for the goods in accordance herewith.

Termination. Seller shall have the right to cancel for default hereunder all or any part of Buyer's order. This right of cancellation is in addition to and not in lieu of any other remedies which Seller may have in law or equity.

Returns. Returns without the proper paperwork will not be accepted. Once the return paperwork has been received by the buyer, that return goods authorization will expire in 30 days. No goods shall be returned to Seller without Seller's prior written authorization to Buyer to make such returns and must be returned within 30 days of such authorization at Buyer's cost. If Buyer returns goods in the manner required under the previous sentence, and if the returned goods are (a) in new, unused, unopened and undamaged condition; and (b) not more than 12 months after the original invoice date; the returned goods will, subject to the applicable handling charge, be accepted by Seller for return. Used or discontinued goods or parts or goods specially manufactured will not be accepted for credit unless specifically agreed to by Seller in its sole discretion. Buyer's sole remedy for returns of goods shall be a credit for the purchase price less any handling charges. Normal returned goods are subject to a 10% restocking fee. Some returns, such as inventory returns, are subject to a 25% restocking fee, unless otherwise approved by Midland. Returns found to be free of material and workmanship defects will be held for 20 days and if Buyer does not provide Seller repair or return instructions, the Seller will scrap the goods.

Buyer's Specifications. Buyer shall be solely responsible for ensuring that all specifications, drawings, information, advice, recommendations or requests provided to Seller by Buyer or any of its agents are accurate and suitable. Seller's examination or consideration of any such specifications, drawings, information, advice, recommendations or requests shall not result in any liability on the part of Seller.

GENERAL
INFORMATION

Seller Warranty. Seller warrants that goods sold hereunder are warranted to be free from defects in material and workmanship for a period of one year from the date of invoice when used according to the manufacturer's recommended usage and in an ordinary manner. Seller's liability for breach of this warranty is limited to the repair of or replacement in kind or credit, at Seller's option, of any items proved defective, in Seller's reasonable discretion, provided the allegedly defective goods are returned to Seller prepaid. All costs and expense related to shipping of any replacement parts or goods shall be paid by Seller if there is a breach of this warranty but Buyer shall pay for all installation costs. Buyer must provide prompt written notice to Seller of any breach of this warranty to obtain its benefits. THE WARRANTY EXPRESSED ABOVE IS IN LIEU OF AND EXCLUSIVE OF ALL OTHER WARRANTIES. THERE ARE NO OTHER WARRANTIES, EXPRESSED OR IMPLIED, EXCEPT AS STATED HEREIN. THERE ARE NO IMPLIED WARRANTIES OF MERCHANTABILITY OR FITNESS FOR A PARTICULAR PURPOSE, WHICH ARE SPECIFICALLY DISCLAIMED. SELLER'S LIABILITY FOR BREACH OF WARRANTY IS AS HEREIN STATED AND IS THE EXCLUSIVE REMEDY AND IN NO EVENT SHALL SELLER BE LIABLE OR RESPONSIBLE FOR INCIDENTAL, SPECIAL, INDIRECT, PUNITIVE, OR CONSEQUENTIAL DAMAGES OR LOST PROFITS, OR EVEN IF THE POSSIBILITY OF SUCH INCIDENTAL, SPECIAL, INDIRECT, PUNITIVE OR CONSEQUENTIAL DAMAGES, OR LOST PROFITS HAS BEEN MADE KNOWN TO SELLER. THE WARRANTY SET FORTH ABOVE IS SOLELY FOR THE BENEFIT OF BUYER. **All claims hereunder shall be made by Buyer and not by Buyer's customers.** It shall not be deemed a "defect," and Seller will not be liable under the warranty in this Section 11, if the goods have been exposed to any: (1) maintenance, repair, or other use that is improper for the good's ordinary use or otherwise not in compliance with Seller's instruction; (2) goods alteration, modification or repair by anyone other than Seller or authorized by Seller; (3) damage after shipment to Buyer; (4) improper voltage or wiring; or (5) use of parts that are not 100% compatible with the goods.

Buyer Warranty. Buyer shall provide a no defect in materials or workmanship warranty with respect to each product sold to an end customer for a period not less than the then remaining warranty period related to such product and afforded to Buyer pursuant to Section (Seller Warranty) above. Except with respect to the remedies provided by Seller to Buyer under Section (Seller Warranty), any other warranties or representations, or remedies for breach thereof, which Buyer may provide to its end customers shall be the sole responsibility of Buyer, and Seller shall not be bound thereby. Unless Buyer receives Seller's prior written consent, Buyer will not sell Seller's products to end-users or intermediaries that sell to end-users that will use or sell the products in a nuclear or in an-aircraft application or for any other application that Seller may notify Buyer of in writing.

Damages Amount Limitation. Other than as set forth in Section (Buyer Indemnification) and any breaches of Section (Confidentiality) hereof, Seller's cumulative liability for damages to Buyer for any cause whatsoever, and regardless of the form of action, whether in contract or in tort, including, but not limited to, negligence, shall be limited to the total contract price of the goods sold hereunder, plus or minus, as applicable, the amounts of all unpaid accounts payable and receivable between the parties, if any.

Damages Limitation. In no event shall Seller's liability of any kind include any special, indirect, incidental or consequential loss or damage or lost profits, even if Seller shall have been advised of the possibility of such potential loss or damage.

Sole Remedy. The sole and exclusive remedy for breach of any non-warranty obligation of Seller and the sole remedy for Seller's liability of any kind (including liability for negligence) with respect to the goods and services provided to Buyer shall be to use all commercially reasonable efforts to promptly cure such breach. Buyer must commence any suit for a cause of action arising hereunder within one year from the date in which the facts that gave rise to the cause of action first occurred.

Buyer Indemnification. Buyer shall hold harmless, indemnify and defend (at Seller's request) Seller for any and all damages, liabilities, costs and expenses (including any costs of litigation, including but not limited to, attorneys' fees and any other costs and expenses), fines, or losses in connection with any threatened or actual claims, actions, demands, investigations, or suits, including, but not limited to, claims or suits by third parties, arising out of any of the following: (a) Buyer's negligent or willful acts, or those of its employees and/or agents, (b) such goods being repaired or altered by persons other than Seller (unless expressly authorized in writing by Seller), (c) in the event that Buyer modifies, or combines with any non-Seller goods, any of the goods purchased from Seller, and such modification or combination results in the actual or alleged infringement of any intellectual property rights of any third party, (d) from goods produced by Seller according to Buyer's specifications, (e) any violations of export control laws by Buyer, or (f) Buyer's breach of any provision in these T&Cs.

Confidentiality. "Confidential Information" means any of Seller's business information, specifications and all related writings, drawings, designs and similar works or any other information which is disclosed by Seller and labeled or marked as confidential, proprietary or its equivalent, or oral or visual information that is designated confidential, proprietary or its equivalent at the time of its disclosure. All Confidential Information shall be the exclusive property of Seller, and Seller retains all its right, title and interest. Buyer agrees to use Confidential Information for the exclusive purpose of performance under the Purchase Order and not to disclose or provide any Confidential Information to any third party and to take all necessary measures to prevent any such disclosure by its employees, agents, contractors or consultants. Upon request of Seller or completion of the Order, Buyer shall return all Confidential Information to Seller and provide certification of such return.

Tooling. Charges made for tools, dies, gauges, jigs, fixtures or equipment made or acquired by Seller in connection with the work do not convey title to or any proprietary interest in such tools. All such tools will remain the exclusive property of Seller.

Force Majeure. Seller shall not be liable for any failure to perform this agreement when such failure is due to circumstances beyond its control. Circumstances beyond the control of Seller shall be deemed to include, but shall not be limited to, acts of God, governmental action, accidents, labor trouble, and inability to obtain materials, equipment or transportation.

Waiver. No oral statements, recommendations or assistance given by a representative and/or distributor of Seller to Buyer or its representatives in connection with the use of the goods shall constitute a waiver by Seller of any of the provisions hereof, or affect Seller's liability herein.

Arbitration. Except for any action where the sole relief sought is an injunction, any controversy or claim arising out of or relating to these T&Cs, or the making, performance or interpretation thereof, including without limitation alleged fraudulent inducement thereof, shall be settled by binding arbitration in the city of Seller's choosing in the state of Seller's business address as shown on the Response, by one arbitrator in accordance with the Commercial Arbitration Rules of the American Arbitration Association. Judgment upon any arbitration award may be entered in any court having jurisdiction thereof.

Representation of Buyer. Buyer is duly organized, validly existing and in good standing under the laws of the state of its formation and has full corporate power and authority to own, operate or lease the properties and assets now owned, operated or leased by it and to carry on its business as currently conducted. Buyer is duly licensed or qualified to do business and is in good standing in each jurisdiction in which such licensing or qualification is necessary. The execution and delivery by Buyer of this Agreement, the performance by Buyer of its obligations hereunder and thereunder and the consummation by Buyer of the transactions contemplated

hereby have been duly authorized by all requisite corporate action on the part of Buyer, and this Agreement constitutes a legal, valid and binding obligation of Buyer enforceable against Buyer in accordance with its terms.

Risk of Loss. Commencing at the time of delivery, Buyer shall bear all risk of loss, damage, destruction, theft and condemnation to or of the Equipment from any cause whatsoever.

Events of Default. Each of the following events is an "Event of Default" under this Agreement: (a) if Buyer fails to pay when due any installment of the purchase price or any other amount under this Agreement; (b) if Buyer defaults in the observance or performance of any other term, covenant or condition of Buyer under this Agreement and Buyer shall fail to remedy such default within ten days after notice by Seller to Buyer of such default; (c) if Buyer's interest or any portion thereof in this Agreement devolve on or pass to any person, whether by operation of law or otherwise; (d) if Buyer: (i) does not, or is unable to, or admits in writing its inability to, pay its debts as they become due; (ii) commences or institutes any case, proceeding or other action seeking relief on its behalf as debtor, or to adjudicate it a bankrupt or insolvent, or seeking reorganization, arrangement, adjustment, winding up, liquidation, dissolution, composition or other relief with respect to it or its debts under any existing or future law of any jurisdiction, domestic or foreign, relating to bankruptcy, insolvency, reorganization or relief of debtors; (iii) commences or institutes any case, proceeding or other action seeking appointment of a receiver, trustee, custodian or other similar official for it or for all or any substantial part of its property; or (iv) makes a general assignment for the benefit of creditors; (e) if a receiver, trustee, custodian or other similar official is appointed for any substantial part of the assets of Buyer which appointment is not vacated or stayed within 30 days; (f) if Buyer sells, transfers or disposes of all or substantially all of its assets, or merges or consolidates with any other entity; or (g) a breach of any representation or warranty of Buyer.

Headings. The headings in this Agreement are for reference only and shall not affect the interpretation of this Agreement.

Entire Agreement. This Agreement, including any exhibits and schedules, constitutes the sole and entire agreement of the parties to this Agreement with respect to the subject matter contained herein and therein, and supersedes all prior and contemporaneous understandings, agreements, representations and warranties, both written and oral, with respect to such subject matter.

Amendment and Modification. No amendment to this Agreement is effective unless it is in writing and signed by each party to this Agreement.

Cumulative Remedies. All rights and remedies provided in this Agreement are cumulative and not exclusive, and the exercise by either party of any right or remedy does not preclude the exercise of any other rights or remedies that may now or subsequently be available at law, in equity, by statute, in any other agreement between the parties or otherwise.

Assignment. Buyer may not assign any of its rights under this Agreement without the prior written consent of Seller and provided that such assignment shall not relieve Buyer of its obligations under this Agreement, and Buyer shall remain primarily liable under this Agreement. Any purported assignment in violation of this Section is null and void.

Successors and Assigns. This Agreement is binding on and inures to the benefit of the parties to this Agreement and their respective successors and permitted assigns.

No Third-party Beneficiaries. This Agreement benefits solely the parties to this Agreement and their respective successors and permitted assigns and nothing in this Agreement, express or implied, confers on any third party any legal or equitable right, benefit or remedy of any nature whatsoever under or by reason of this Agreement.

Waiver of Jury Trial. Each party acknowledges and agrees that any controversy that may arise under this Agreement, including any exhibits attached to this Agreement, is likely to involve complicated and difficult issues and, therefore, each such party irrevocably and unconditionally waives any right it may have to a trial by jury in respect of any legal action arising out of or relating to this Agreement, including any exhibits attached to this Agreement, or the transactions contemplated hereby.

Drafting. No provision of this Agreement shall be interpreted for or against any party hereto on the basis that such party was the draftsman of such provision, and no presumption or burden of proof shall arise favoring or disfavoring any party by virtue of the authorship of any of the provisions of this Agreement.

Counterparts. This Agreement may be executed in counterparts, each of which is deemed an original, but all of which together is deemed to be one and the same agreement. A signed copy of this Agreement delivered by facsimile, e-mail or other means of electronic transmission is deemed to have the same legal effect as delivery of an original signed copy of this Agreement.

Miscellaneous. All provisions set forth herein regarding warranty, confidential information, indemnification, liability and limits thereon, and any other provisions that survive by their terms will survive any termination or expiration of any Response delivered in connection herewith pursuant to the terms of such sections. In the event that any provision of these terms is held to be illegal, invalid or unenforceable under any present or future law, rule or regulation, such provision shall be deemed stricken from these T&Cs, but such illegality, invalidity or unenforceability shall not invalidate any of the other provisions of these T&Cs. Buyer represents and covenants that it has, and will continue to, comply with all laws and regulations related to the goods sold hereunder, including, but not limited to, export control laws. This sale transaction shall be governed, construed and enforced solely by the laws of the State of Seller's business address as shown on the Response. The United Nations Convention on the International Sale of Goods shall not be applicable to these T & C. The relationship of Buyer and Seller is that of independent contractors.

California Customers. Midland Industries does not guarantee that all products meet California environmental laws of Proposition 65. It is the sole responsibility and liability of the Midland distributor to order products for use in California that comply with California laws.

QD CROSSOVER
INFORMATION

	Midland	Parker	Tomco	Amflo	Breco	Milton	Dixon	Hansen	Foster				
Industrial Interchange 1/4	28560	UC304F-4		UC2-16	C60		745						
	28579	UC304M-4		UC2-15	C61		746						
	28589	UC304M-6		UC2-20	C61-03								
	28551	B22A	M180	C20-01	B2CM1-B			DC2101	900	2903			
	28552	B22	M181	C21	B2CM2-B		716M	DC21	1100	3103			
	28553	B22E	M182	C21-03	B2CM3-B		719M	DC2103	1300	3303			
	28539	B23A	M183	C20-21	B2CF1-B			DC2021	800	2803			
	28540	B23	M184	C20	B2CF2-B		715M	DC20	1000	3003			
	28541	B23E	M185	C20-23	B2CF3-B		718M	DC2023	1200	3203			
	28562	B20-3B	M186	C20-42	B2CS2-B		717M	DC2042					
	28564	B20-5B	M187		B2CS3-B		717-6M	DC2044		1700	3703		
	28565	B20-3BP		M189	C20-42L		B2CPS2-B		1717-4M	DC2042L		1600P	1513
	28566	B20-5BP		M190	C20-44L		B2CPS3-B		1717-6M	DC2044L		1700P	1713
Parker Interchange (Tru-Flate) 1/4	28545	H0C	1802	CP21-01	BB2M1-S		726	DCP2101		12	12-3		
	28546	H2C	1804	CP21	BB2M2-S		727	DCP21	10	10-3			
	28547	H2C-E	1806	CP21-03		BB2M3-S	733	DCP2103		14	14-3		
	28533	H1C	1803	CP20-21		BB2F1-S	729	DCP2021		13	13-3		
	28534	H3C	1805	CP20	BB2F2-S		728	DCP20	11	11-3			
	28535	H3C-E	1807	CP20-23		BB2F3-S	732	DCP2023		15	15-3		
	28557	H8C	1824	CP21-42		BB2S2-S	736	DCP2142		16	16-3		
	28559	H9C	1826	CP21-44		BB2S3-S	736-6	DCP2144		17	17-3		
	28558	H8CP	1850	CP21-42L		BB2PS2-S	1736-4	DCP2142L			51-3		
	28561	H9CP	1860	CP21-44L		BB29S3-S	1736-6	DCP2144L			71-3		
Aro 210 Interchange 1/4	28515	B12A	A2180	C1-01	B2JM1-B			DC101	B21QS-12M		TF2903		
	28516	B12	A2181	C1	B2JM2-B		786	DC1	B21QS-25M		TF3103		
	28517	B12E	A2182	C1-03	B2JM3-B		789	DC103	B21QS-37M		TF3303		
	28506	B13A	A2183	C2-21	B2JF1-B		DC221	B21QS-12F		TF2803			
	28507	B13	A2184	C2	B2JF2-B		785	DC2	B21QS-25F		TF3003		
	28508	B13E	A2185	C2-23	B2JF3-B		788	DC223	B21QS-37F		TF3203		
	28528	B10-3B	A2186	C2-42	B2JS2-B		786-4	DC242	B21QS-25H		TF3603		
	28530	B10-5B	A2188	C2-44	B2JS3-B		786-6	DC244	B21QS-37H		TF3703		
	28531	B10-3BP		A2189	C2-42L	B2JPS2-B		1786-4	DC242L	B21QS-25HP		TF1513	
	28532	B10-5BP		A2190	C2-44L	B2JPS3-B		1786-6	DC244L	B21QS-37HP		TF1713	
ST Series/High Flow 1/4 , 3/8	28509	0C	2152	CP1-01	BJ2M1-S			DCP101		TF12			
	28510	2C	2154	CP1	BJ2M2-S		783	DCP1	21AP-25M		TF10		
	28511	2C-E	2156	CP1-03	BJ2M3-S			DCP103	21AP-37M		TF14		
	28500	1C	2153	CP2-21	BJ2F1-S		DCP221		TF13				
	28501	3C	2155	CP2	BJ2F2-S784		DCP2	21AP-25F		TF11			
	28502	3C-E		CP2-23	BJ2F3-S			DCP223		21AP-37F		TF15	
	28518	8C	2164	CP1-42	BJ2S2-S		783-4	DCP142	21AP-25H		TF16		
	28520	9C	2166	CP1-44	BJ2S3-S		783-6	DCP144	21AP-37H		TF17		
	28521	8CP	2150	CP1-42L		BJ2PS2-S		1783-4	DCP142L			TF51	
	28522	9CP	2160	CP1-44L		BJ2PS3-S		1783-6	DCP144L			TF71	
	28592		A102		B20M1-B								
	28593	B52	A101	C45	B20M2-B		776	DC37	20AS-25M		210-3103		
	28594	B52E	A107		B20M3-B			DC3703	20AS-37M		210-3303		
	28583		A103		B20F1-B								
Lincoln Interchange 1/4	28584	B53	A100	C38B	B20F2-B		775	DC38	20AS25F		210-3003		
	28585	B53E	A106		B20F3-B			DC3823	20AS37F		210-3203		
	28601		A104		B20S2-B		776-4	DC3842					
	28603		A105		B20S3-B		776-6	DC3844					
Industrial Interchange 3/8	28586		202		B02M1-S					210-12			
	28587	A2C	200	CP37	B02M2-S		777	DCP37	20AP-25M		210-10		
	28577		302		B02F1-S								
	28578	A3C	300	CP38	B02F2-S		778	DCP38		210-11			
	28595	A8C	400	CP37-42		B02S2-S	777-7	DCP3742					

Thread Chart

DASH SIZE	2		3	4	5	6	7	8	10	12	14	16	20	24	32	40	48
O.D. TUBING SIZE	1/8	5/32	3/16	1/4	5/16	3/8	7/16	1/2	5/8	3/4	7/8	1	1-1/4	1-1/2	2	2-1/2	3
STANDARD PIPE SIZE N.P.T.F. (DRYSEAL)*	1/8-27			1/4-18		3/8-18		1/2-14		3/4-14		1-11 1/2	1 1/4-11 1/2	1 1/2-11 1/2	2-11 1/2	2 1/2 -8	3-8
S.A.E. 45° FLARE	5/16-24		3/8-24	7/16-20	1/2-20	5/8-18	11/16-16	3/4-16	7/8-14	1 1/16-14	1 1/4-12	1 3/8-12					
INVERTED FLARE	5/16-24		3/8-24	7/16-24	1/2-20	5/8-18	11/16-18	3/4-18	7/8-18	1 1/16-16							
J.I.C. 37° FLARE	5/16-24		3/8-24	7/16-20	1/2-20	9/16-18		3/4-16	7/8-14	1 1/16-12	1 3/16-12	1 5/16-12	1 5/8-12	1 7/8-12	2 1/2-12	3-12	3 1/2-12
COMPRESSION	5/16-24	5/16-24	3/8-24	7/16-24	1/2-24	9/16-24	5/8-24	11/16-20	13/16-18	1 -18	1 1/8-18						
FLARELESS COMPRESSION (PLASTIC TUBE)	5/16-24		3/8-24	3/8-24	7/16-24	1/2-24		11/16-20									
AIR BRAKE - PLASTIC TUBE				7/16-24		17/32-24		11/16-20	13/16-18	1 -18							
AIR BRAKE - COPPER TUBE				7/16-24	1/2-24	17/32-24		11/16-20	13/16-18	1-18							
DOUBLE COMPRESSION	5/16-24		3/8-24	7/16-24	1/2-20	9/16-20		11/16-16									
STEEL COMPRESSION (HIGH PRESSURE)	5/16-24		3/8-24	7/16-20	1/2-20	9/16-18		3/4-16	7/8-14	1 1/16-12	1 3/16-12	1 5/16-12	1 5/8-12	1 7/8-12	2 1/2-12		
S.A.E. 0-RING	5/16-24		3/8-24	7/16-20	1/2-20	9/16-18		3/4-16	7/8-14	1 1/16-12	1 3/16-12	1 5/16-12	1 5/8-12	1 7/8-12	2 1/2-12		
INTERNAL 0-RING				1/2-20	9/16-18	5/8-18		7/8-14	1 -14	1 1/8-12	1 1/2-12	1 3/4-12	2 -12				
NPSM SWIVEL THREAD	1/8-27			1/4-18		3/8-18		1/2-14		3/4-14		1-11 1/2	1 1/4 -11 1/2	1 1/2 - 11 1/2	2- 11 1/2		
FLAT FACE THREAD				9/16-18		11/16-16		13/16-16	1-14	1 3/16-12		1 7/16-12	1 11/16-12	2-12			
BRITISH THREAD BSPP/BSPT	1/8-28			1/4-19		3/8-19		1/2-14		3/4-14		1-11	1 1/4-11	1 1/2-11	2-11		
METRIC THREAD	10 M10X1.0		12 M12x1.5	14 M14x1.5	16 M16x1.5	18 M18x1.5	20 M20x1.5	22 M22x1.5	24 M24x1.5	26 M26x1.5	27 M27x2.0	30 M30x2.0	33 M33x2.0	36 M36x2.0	42 M42x2.0	48 M48x2.0	
CODE 61 FLANGE HEAD O.D								1.19	1.335	1.50		1.75	2.00	2.38	2.81	3.31	4.00
CODE 62 FLANGE HEAD O.D								1.25		1.62		1.88	2.12	2.50	3.12		

Fax 1-800-877-5391
sales@midlandindustries.com

THREAD PROFILES
INFORMATION

Pipe Threads

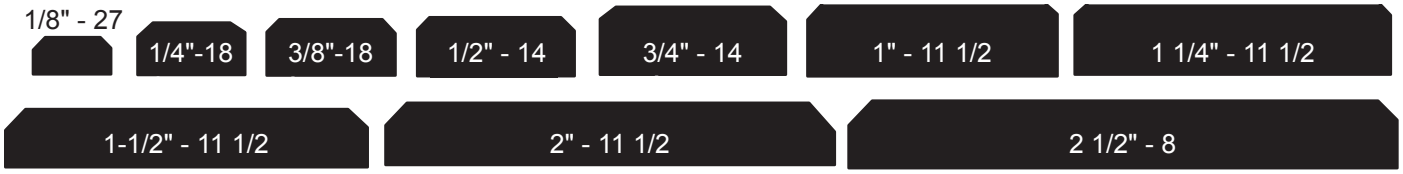

Hose Barbs

- Actual profile

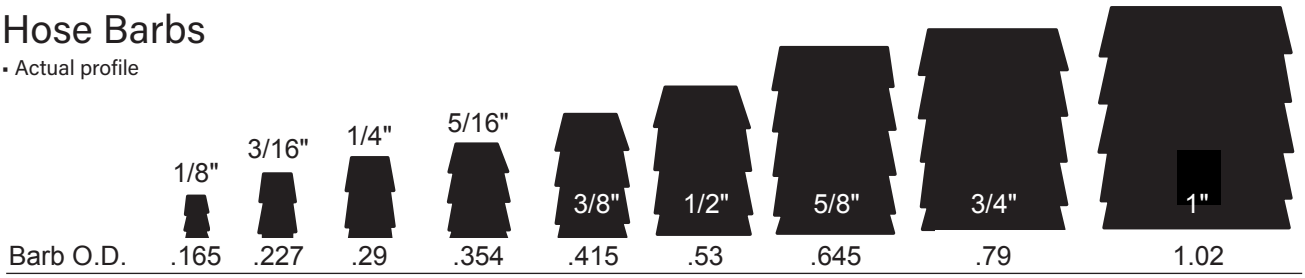

Push-On Barbs

- Actual profile



Garden Hose Fittings

Male Garden Hose Threads are 3/4" with O.D. of 1.0625 and 11-1/2 threads per inch



Brass 45° Flared Tube Fittings

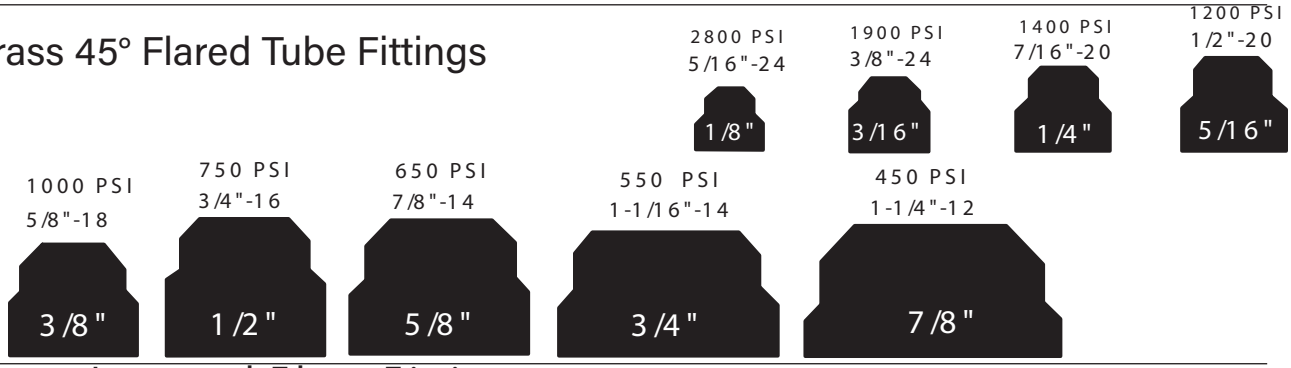

Brass Inverted Flare Fittings

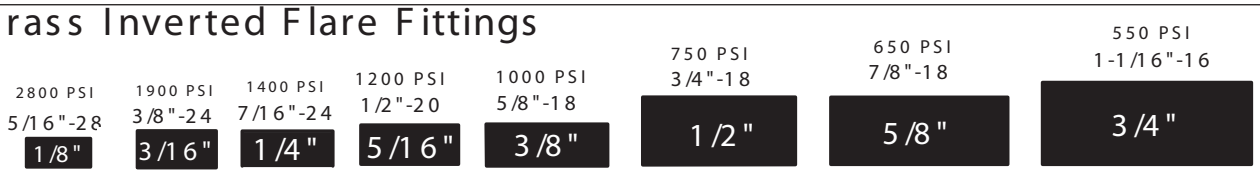

Brass Compression Fittings

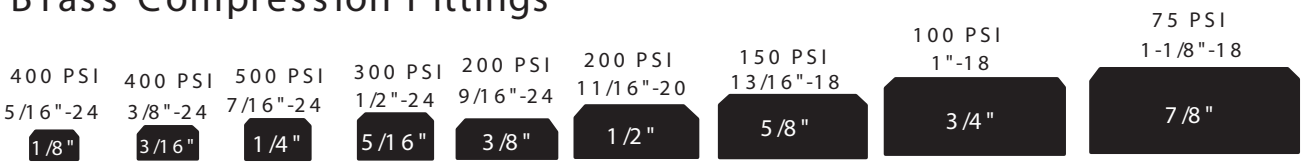

Tubing O.D. Size

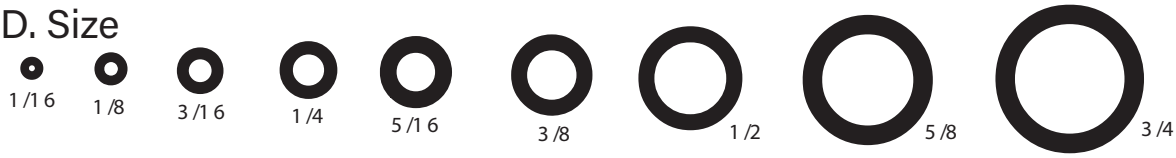

MIDLAND INDUSTRIES APP

START USING THESE GREAT FEATURES TODAY

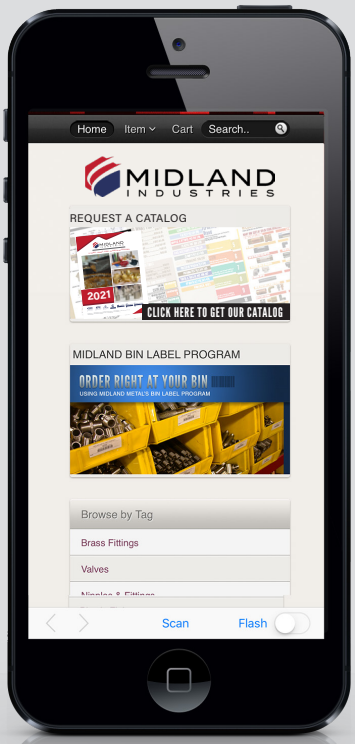

- CHECK STOCK
- CHECK PRICING
- SCAN BARCODES
- PLACE ORDER/ REPLENISH STOCK

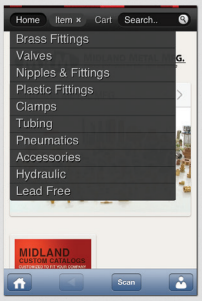

View all Products/ Categories

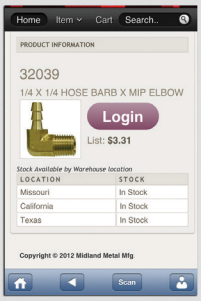

See product, price and stock



Scan barcodes for easy ordering

Available on the iPhone App Store

Google play

The Midland app provides a convenient way to browse Midland's entire product catalog, check product availability and place restocking orders. The built-in barcode scanner feature provides an easy way to quickly build and submit orders directly at the bin. No longer do you need to write down the part numbers and quantities and then manually enter your order at a later time while sitting at a computer. You simply press the "Scan" button and aim the camera at the item barcode label (Labels available through our "Bin Label on demand" program). Once the barcode is successfully scanned, you enter the desired quantity and move onto the next item until your order is complete.

Visit www.MIDLANDINDUSTRIES.com/app for more information.

CUSTOM CATALOGS

BUILDING ADVANTAGE STARTS WITH VISIBILITY

EXPAND YOUR BUSINESS WITHOUT ADDING INVENTORY



CUSTOM COVER

Our designers will work with you to create a cover that incorporates your logo, colors and photos.

CUSTOM PRICING

List price, net price or anywhere in between. You set the pricing that is right for you.

YOUR INFORMATION

Your company logo and contact information will print on the footer of each page.

Visit www.MIDLANDINDUSTRIES.com/custom



BIN LABELS ON DEMAND

Now you can create and print personalized Bin Labels on demand for any product that Midland carries. Labels can be customized with your logo or name. Multiple sizes available

4" x 2"



3.5" x 2"



2.625" x 1"





FAST ▪ ACCURATE ▪ EASY ▪ FREE

to learn more about how Bin Labels on Demand can help your business, visit www.MIDLANDINDUSTRIES.com/bin

NEW PRODUCTS INTRO PGS 8-9

PICTORIAL INDEX PGS 18-45

BRASS PGS 46-215

LEAD FREE PGS 216-247

PLUMBING ACCESSORIES 248-273

LEAD FREE VALVES 274-287

VALVES 288-354

FITTINGS AND NIPPLES 355-431

PLASTIC 432-447

HOSE ACCESSORIES 448-473

HOSE 474-506

CRIMPLOCK 507-519

CLAMPS 520-541

TUBING 542-548

HIGH PRESSURE SPRAYER 549-554

PNEUMATICS 555-582

HYDRAULICS 583-636

STAINLESS STEEL 637-659

NUMERICAL INDEX 660-700

MIDLAND INDUSTRIES

...TOO CONVENIENT NOT TO BUY FROM

TOLL FREE PHONE 800-821-5725

TOLL FREE FAX 800-877-5391

INTERNATIONAL PHONE 816-842-0493

INTERNATIONAL FAX 816-842-6707

Email: Sales@MidlandIndustries.com

6 FULL STOCKING LOCATIONS

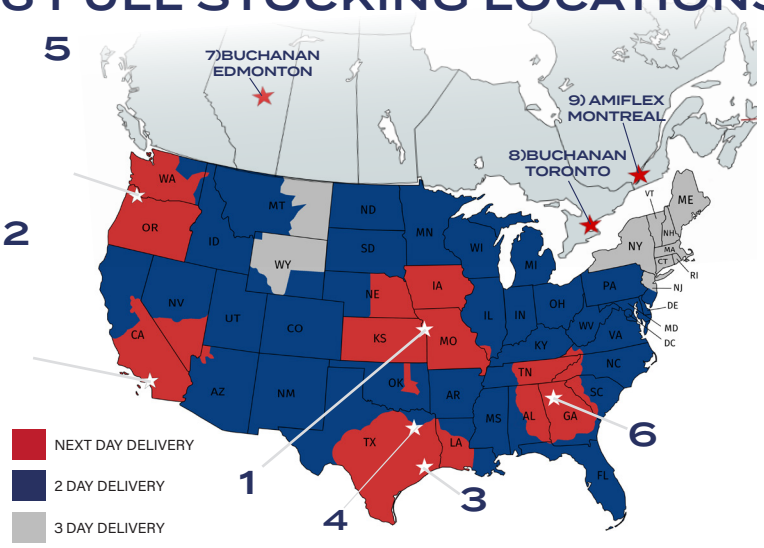

1) MIDWEST DISTRIBUTION
Full Stocking Location
3145 Oak Street
Kansas Ciy, MO 64111

2) WEST COAST DISTRIBUTION
Full Stocking Location
659 E Ball Rd
Anahiem, CA 92805

3) TEXAS DISTRIBUTION
Full Stocking Location
5731 Harvey Wilson Dr
Houston, TX 77020

4) TEXAS DISTRIBUTION
Full Stocking Location
600 E. Centre Park
DeSoto, TX 75115

5) PACIFIC NORTH WEST DISTRIBUTION
Full Stocking Location
14015 NE Airport Way
Portland, OR 97230

6) EAST COAST DISTRIBUTION
Full Stocking Location
4221 Cantrell Rd NW
Acworth, GA 30101

CANADIAN DISTRIBUTION

7) BUCHANAN RUBBER-EDMONTON
9547-12 Ave SW,
Edmonton, AB T6X-0C3

9) AMIFLEX-MONTREAL
9555 Henri Bourassa Ouest,
Montreal, QC H4S-1S7

8) BUCHANAN RUBBER-TORONTO
50 Fasken Drive
(units 11-21),
Etobicoke, ON M9W-1K5

WWW.MIDLANDINDUSTRIES.COM