CENLA BOLTS & SUPPLY

CATALOG













CENLABOLTS.COM

FIND WHAT YOU NEED

- TABLE OF CONTENTS ..... INTRO 2-3
- PICTORIAL ..... INTRO 4-26
- NUMERICAL INDEX ..... PAGES 430-462

PICTORIAL INDEX PGS 4-26

BRASS PGS 1-153

LEAD FREE PGS 154-163

VALVES PGS 164-209

NIPPLES & FITTINGS PGS 210-288

PLASTIC PGS 289-299

HOSE ACCESSORIES PGS 300-310

CLAMPS PGS 311-329

TUBING PGS 330-336

PRESSURE WASHER 337-342

PNEUMATICS PGS 343-365

TRUCK & TRAILER PGS 366-387

HYDRAULICS PGS 388-429

NUMERICAL INDEX

TABLE OF CONTENTS





BRASS FITTINGS
Pipe Fittings 1-13
Hose Barb Fittings 14-28
Push-On Barb Fittings 29-35
Garden Hose Fittings 36-47
45° Flare Fittings 48-62
JIC 37° Flare 63-64
Inverted Flare Fittings 65-72
Compression Fittings 73-87
Flareless Fittings 88-92
Push-In Fittings 93-116
DOT Push In 117-128
Air Brake Fittings 129-138
Grease Fittings 139-142

SPECIALTY VALVES AND COCKS
Drain Cocks 144-145
Shut-off/Air Cocks 146
Needle Valves 147-148
Valves 149-151
Mini Ball Valves 152
Check Valves 153

LEAD FREE BRASS 154-163



VALVES
Lead Free Brass Valves 164-168
Brass Ball Valves 169-187
Brass Gate Valves 188-189
Y-Strainers 190
Brass Check Valves 191-193
Stainless Steel Ball Valves 194-198
Stainless Check Valves 199-203
SS Gate, Globe, Y-Strainer 203
Carbon Steel Ball Valves 204-206
Steel Check Valves 207
PVC Ball Valves 208
MISC Plastic Valves 209



FITTINGS AND NIPPLES
Brass Nipples 211-218
Bronze and Lead Free Fittings 219-230
Stainless Nipples 231-236
Stainless Steel Fittings 237-244
Steel Nipples 245-262
Merchant Couplings 263
API Line Couplings 264
Malleable Fittings 265-273
Steel Fittings 274-275
300# Malleable 276-277
Bull Plugs and Swages 278-279
Forged Steel Flanges 280-281
Copper Fittings 282-288



PLASTIC FITTINGS
Pipe-Nylon Poly 290-292
Hose Barb 292-295
Garden Hose 296
Compression 297
Push-In 298-299



HOSE ACCESSORIES
Cam & Groove 301-306
King Nipples 307
Universal Couplings 308
Ground Joint Couplings 309
Fire Hose Fittings 310



CLAMPS
Worm Gear Clamps 312-315
Quick Release 316
T-Bolt Clamps 317
Spring Loaded T-Bolt 318
Constant torque 319
V-Band 319
Muffler 320
Exhaust 321
1 Ear Clamps 322-323
Preformed 324-325
Clamp Tools/Strapping 325-326
Lined Band Clamps 327-328
Hose Ferrules 329



TUBING
Polyurethene 331
Polyethylene 332-333
Nylon 12 Tubing 334
PVC Tubing 335
Tube Cutters 335
Aluminum 336
Copper 336

TABLE OF CONTENTS



HIGH PRESSURE SPRAYERS
Nozzles 338
Swivels 339
Sprayers 340
Quick Disconnects 341-342







PNEUMATICS
Industrial Interchange 344-345
Universal Couplings 346
ARO 210 Interchange 347
Automotive Interchange 348-349
Lincoln Interchange 349
Straight Through 350
Mini/Mold 350
Vents, Mufflers and Filters 351-352
Manifolds 353
Safety Valves 354
Tank & Vent 355
Blow Guns 356
Tire Gauges 357
Foot Chucks 358
Air Accessory Sets 359-361
Gauges 362-364
Teflon Tape 365



TRUCK AND TRAILER
Air Coils 366
Hose Support 367-369
Gladhands 370-373
Air Cylinder 374-377
Coiled Cable 378-383
Accessories 384-385
Air Brake Tubing 386
Hose 387



HYDRAULICS
STEEL ADAPTERS
Technical information 389-394
Profile size chart 395-396
Steel Pipe Swivels 397-398
37° JIC Flare Straights 399-400
37° JIC Flare Shapes 401-402
Bulkhead Adapters 402-403
Steel Pipe Fittings 404-407
O-Ring Adapters Straight 408-409
JIC Swivels 410-411
O-Ring Adapters 412-414
O-Ring Face Seal 414-417
BSPT/ BSPP Adapters 418-420
Metric Adapters 420-421

QUICK DISCONNECTS
Thread to Connect - Wing 422
ISO A Interchange 422
ISO B Interchange 422
Flush Face ISO 423
VEP Series 423
AG Interchange 424
Hydraulic Jack Q/D 424
VALVES & ACCESSORIES
Hydraulic Motor 425
Hydraulic Gear Pump 426-427
Flow Control Valve 428
Variable Flow Counter 429
Air Breathers 429

PICTORIAL INDEX

BRASS

BRASS FITTINGS PGS 1-169	**PIPE PGS 1-13**	90° ELBOW  PG 2	90° FORGED EL  PG 2	45° ELBOW  PG 2	UNION TEE  PG 2	UNION  PG 2	RED FRG TEE  PG 3	CROSS  PG 3
FORGED  PG 3	COUPLING  PG 3	REDCOUPLING  PG 4	UNION  PG 4	CAP  PG 4	90° ST EL  PG 4	90° ST EL  PG 4	FORGE 90°  PG 5	FORGE RED  PG 5
HEX BUSHING  PG 5	FACE BUSHING  PG 6	SQ HEAD PLUG  PG 6	COUNTER-SUNK  PG 6	SLOTTED HEAD  PG 6	CORED HEX  PG 6	SOLID HEX  PG 7	LOCKNUT  PG 7	CLOSE NIPPLE  PG 7
LONG NIPPLE  PG 7	HEX NIPPLE  PG 8	RED HEX NIPPLE  PG 8	45° ST EL  PG 8	45° FORGE ST EL  PG 8	STREET TEE  PG 9	FORGED ST TEE  PG 9	EXTENDER  PG 9	FPT X MPT SWIVEL  PG 9
MPT X FPT SWIVEL  PG 9	90° MALE ELBOW  PG 10	90° RED EL-BOW  PG 10	MALE BRANCH T  PG 10	FGD BRANCH TEE  PG 10	ALL MALE T  PG 11	LONG ST EL PG 11	LONG EX ADAPT PG 11	FIP X MIP WYE PG 11
MALE WYE N/P PG 11	ALL FIP N/P WYE PG 11	**BULK-HEAD FITTINGS PGS 12-13**	BULKHEAD FXF PG 12	BULKHEAD FXM PG 12	BULKHEADFXM PG 12	BULKHEAD FXM PG 12	BULK TUBE X F PG 12	FPXCLAMP-STUD PG 12
MARINE BULK-HEAD PG 12	STEEL BULK-HEAD PG 13	STEEL BULK-HEAD PG 13	STEEL BULK-HEAD PG 13	STEEL BULK-HEAD PG 13	STEEL BULK-HEAD PG 13	STAINLESS BULKHEAD PG 13	STAINLESS BULKHEAD 13	**HOSE BARB PGS 15-22**
MALE ADAPTER PG 15	BSPT ADAPTER PG 16	SWL MALE ADPT PG 16	SWL MALE ADPT PG 16	MENDER/ SPLICER PG 16	FEMALE ADAPT PG 17	FEMALE SWIVEL PG 17	MALE SWIVEL PG 17	MALE SWIVEL PG 17

BRASS

PICTORIAL INDEX

GASKET  PG 18	HB 90° ELBOW  PG 18	BS 90° ELBOW  PG 19	TEE  PG 19	90° HB ELBOW  PG 19	FEMALE HB EL  PG 20	45° ELBOW  PG 20	CROSS  PG 20	BALL END  PG 21
BALLSEAT  PG 21	BALLSEAT  PG 21	45° FLARE  PG 21	DUAL FLARE  PG 22	DUAL FLARE  PG 22	FEM FLARE  PG 22	FEM FLARE  PG 22	JIC FLARE SWL  PG 22	**REUSE-ABLE FITTINGS PGS 23**
REUSABLE MALE  PG 23	REUSABLE STEMS  PG 23	REUSABLE SWIVELS  PG 23	REUSABLE FERRULES  PG 23	REUSABLE STEMS  PG 23	**FUEL HOSE PGS 24-25**	FUEL HOSE  PG 24	BUBBLE BARB  PG 24	INV FLARE CONN  PG 24
90° MALE ELBOW  PG 24	BUBBLE BARB  PG 24	SWL MALE ELBOW  PG 25	WELD CON-NECTOR  PG 25	WELD HOSE NUT  PG 25	HOSE CON-NECT  PG 25	**TUBE BARB PGS 26**	UNION SINGLE BARB  PG 26	MALE ADAPT-ER 1 BARB  PG 26
FEMALE ADAPTER  PG 26	BULKHEAD UNION  PG 26	UNION ELBOW  PG 26	MALE 90° ELBOW  PG 26	FEMALE 90° EL  PG 26	1 BARB TEE  PG 26	MALE BRANCH T  PG 26	FEMALE BRANCH T PG 26	TWO BARB PG 26
2 BARB TEE PG 26	90° ELBOW 2 BARB PG 26	**SS. HOSE BARB PGS 27**	SS ADAPTER PG 27	SS SPLICER PG 27	SS BARB ELBOW PG 27	#304 SS HOSE PG 27	#304 RED NIPPLE PG 27	#304 SS HOSE NIPPLE PG 27
HOSE NIPPLE 27	REDUCE HS NIP PG 27	**BEVER-AGE BARB PGS 28**	BEVERAGE NUT PG 28	BEVERAGE STEM PG 28	90° SWL EL-BOW PG 28	HOSE SPLICER PG 28	BARB SPLICER PG 28	BARB HOSE TEE PG 28
FLARE ADAPTER PG 28	BEVERAGE PG 28	SWIVEL EL-BOW PG 28	NPT ELBOW PG 28	SPLICER ELBOW PG 28	**PUSH-ON BARB PGS 30-35**	MALE ADAPTER PG 30	MALE SWIVEL PG 30	FEMALE SWIVEL PG 30

PICTORIAL INDEX

BRASS

HOSE SPLICER  PG 31	FEMALE  PG 31	MALE ELBOW  PG 31	TUBE  PG 32	SAE FLARE  PG 32	37° JIC FLARE  PG 32	DUAL SEAL  PG 32	45° SAE FL  PG 33	37° JIC FL SWL  PG 33
INV FLARE  PG 33	FEMALE  PG 34	BALLSEAT  PG 34	FEMALE  PG 34	316 MALE ADPT  PG 35	FEMALE  PG 35	37° JIC FL SWL  PG 35	**GARDEN HOSE PGS 37-47**	SWL MGH X  PG 37
SWL FGH X FGH  PG 37	FGH X FGH  PG 37	SWL FGH X FPIPE  PG 37	RGD FGH X FPIPE  PG 37	RGD FGH X FPIPE  PG 38	SWL FGH X MPIPE  PG 38	DSHWSHR ELBOW  PG 38	SWL FGH X MPIPE  PG 38	SWL FGH X MPIPE  PG 38
RGD FGH X MPIPE  PG 38	RGD FEMALE PIPE  PG 39	RGD FEMALE PIPE  PG 39	RGD MALE PIPE  PG 39	RGD MGH X MGH  PG 39	GH NUT  PG 39	GH NUT  PG 39	GH WASHER  PG 40	GH WASHER  PG 40
GH FILTER WSHR  PG 40	GH CAP  PG 40	GH CAP W/ CHAIN  PG 40	GH PLUG  PG 40	QCK DISCON GH  PG 41	QCK DISCON GH PG 41	MALE FL X FGH RGD PG 41	MALE FL SWIVEL PG 41	COMP X FGH PG 41
GH SWIVEL PG 41	FEMALE SWIVEL PG 42	SS FEMALE SWL PG 42	MALE END PG 42	SS MALE END PG 42	GH COUPLING PG 42	GH COUPLING PG 42	FEMALE END PG 43	MALE END PG 43
GH COUPLING PG 43	FEMALE SWL 2” PG 43	MALE END 2” PG 43	GH COUPLING 2” PG 43	FE. SHRT SHNK PG 44	MALE SHRT SHNK PG 44	SHRT SHNK SETS PG 44	FE. LONG SHNK PG 44	M. LONG SHANK PG 44
LONG SHNK SET PG 44	FEMALE END PG 45	BRASS BALL VALV PG 45	HOSE SHUT-OFF PG 45	PL. GH VALVE PG 46	CAST WYE 46	2-WAY SHUT-OFF PG 46	“Y” CONNEC-TOR PG 46	SWL HOSE CONN PG 46

BRASS

PICTORIAL INDEX

"Y" CONNEC-  PG 46	BRASS  PG 47	CROSS PTTRN  PG 47	CROSS PTTRN  PG 47	SPRAY  PG 47	SPRAY  PG 47	SPRAY  PG 47	PL. SPRAY  PG 47	**FLARE** PGS 49-60
SHORT ROD  PG 49	RED. SHRT  PG 49	LONG ROD  PG 49	LONG FRG.  PG 50	SHORT FRG.  PG 50	HVY. SHRT NUT  PG 50	REDUCING  PG 50	FLARED PLUG  PG 51	FLARED CAP  PG 51
FNGR TIGHT. CAP  PG 51	COPPER GASKET  PG 51	COPPER BON- NET  PG 52	M BALL CHK CON  PG 52	UNION  PG 52	REDUCING UNION  PG 53	UNION TEE  PG 53	REDUCING TEE  PG 53	M. BRANCH TEE  PG 54
FE. ADAPTER  PG 54	MALE ADAPTER  PG 55	MALE ELBOW  PG 56	MALE ELBOW  PG 56	FEMALE ELBOW  PG 57	MALE RUN TEE  PG 57	FLARE CROSS  PG 58	ADAPTER TEE  PG 58	FLARE ELBOW  PG 58
REDUCING ELBOW  PG 58	UNION  PG 59	FE. FL ADAPTER  PG 59	FL REDUCER  PG 59	FORGED SWIVEL  PG 60	REDUCING SWL PG 60	SWIVEL EL- BOW PG 60	**SPACE HEATER** PG 61	SPACE NUT PG 61
HEATER MALE PG 61	SPACE FE- MALE PG 61	HEATER UNION PG 61	**GAS RANGE** PG 61	GAS MALE PG 61	RANGE FE- MALE PG 61	DRUM ADTR PG 61	RANGE CAP 61	**PUSH-ON BARB** PGS 30-35
POL TEE PG 62	TAILPIECE PG 62	TAIL AND NUT PG 62	POL CAP PG 62	POL PLUG PG 62	PLUG AND CHAIN PG 62	ADAPTER PG 62	MALE ADAPTER PG 62	**37 FLARE** PGS 63-64
JIC UUNION PG 63	JIC FE ADPT PG 63	JIC SWIVEL PG 63	90° ELBOW PG 64	FE ELBOW PG 64	**INVERTED FLARE** PGS 66-72	CHROMATE NUT PG 66	LONG STEEL NUT PG 66	INVERTED FL NUT PG 66

PICTORIAL INDEX

BRASS

METRIC TUBE  PG 66	METRIC TUBE  PG 66	METRIC TUBE  PG 66	METRIC TUBE  PG 66	METRIC TUBE  PG 66	METRIC TUBE  PG 66	UNION INTER-  PG 67	FE. ADAPTER  PG 67	MALE  PG 67
ELBOW  PG 68	45° ELBOW  68	UNION TEE  PG 68	STEEL PLUG  PG69	M. BRANCH  PG 69	FEMALE  PG 69	MALE RUN TEE  PG 69	FE. BRANCH  PG 70	TRAIL BRAKE  PG 70
CYLINDER ADAPT  PG 70	CYLINDER ADAPT  PG 71	CARBURETOR  PG 71	RESTRICT. ADAPT  PG 71	SAE FL X INVERT  PG 72	METRIC ADADPTER  PG 72	ADAPT STAN-DARD  PG 72	METRIC UNION  PG 72	**COM-PRESSION PGS 74-83**
BRASS SLEEVE  PG 74	BRASS NUT  PG 74	CAP  PG 74	COMPRESS PLUG  PG 74	BRASS SLEEVE  PG 74	UNION  PG 75	REDUCING UNION  PG 75	BULKHEAD UNION  PG 75	BULKHEAD NUTS  PG 75
DRILLED UNION  PG 75	CHECK VALVE  PG 76	TEE  PG 76	TEE  PG 76	REDUCING TEE  PG 76	UNION ELBOW PG 77	REDUCING ELBOW PG 77	TANK ADAPTER PG 77	COMP X SWEAT PG 77
FE. ADAPTER PG 78	MALEADAPTER PG 79	MALE ELBOW PG 80	MALE ELBOW PG 80	MALE RUN TEE PG 81	M. BRANCH TEE PG 81	M. BRANCH TEE PG 81	FE. ELBOW PG 82	FE. ELBOW PG 82
FORGED TEE PG 82	ADAPTER TEE PG 83	FE. BRANCH TEE PG 83	45° ELBOW PG 83	**DOUBLE COMP. PG 84**	DOUBLE COM-PRESSION PG 84	MALE ADAPTER PG 84	90° ELBOW PG 84	BREAK-AWAY NUT PG 84
SPLIT SLEEVE PG 85	SPLIT SLEEVE PG 85	NUT PG 85	DBL. END UNION PG 85	CONNECTOR TRANSMIS-SION PG 85	ELBOW PG 85	**COMP AS-SEMBLIES PG 86**	DELRIN SLEEVE PG 86	BRASS INSERT PG 86

LONG NUT  PG 86	SELF-ALIGN  PG 86	**CAPTIVE SLEEVE PG 87**	CAP SLEEVE  PG 87	UNION  PG 87	MALE  PG 87	MALE ELBOW  PG 87	M. BRANCH  PG 87	ANG. NEED.  PG 87
SLE. NEED.  PG 87	**FLARE-LESS PGS 82-92**	NUT PLS.  PG 89	UNION  PG 89	BULKHEAD  PG 89	UNION TUBE  PG 89	BULKHEAD  PG 89	UNION TEE  PG 90	FE. CONNEC-  PG 90
M. CONNEC-TOR  PG 90	MALE ELBOW  PG 90	FEMALE ELBOW  PG 91	MALE RUN TEE  PG 91	M. BRANCH TEE  PG 91	FE. BRANCH TEE  PG 91	UNI NUT SLEEVE  PG 92	NUT  PG 92	PLASTIC SLEEVE  PG 92
PLASTIC CAP PG 92	**BRASS PUSH-IN PGS 95-99**	UNION CON-NECT  PG 95	UNION TEE  PG 95	UNION ELBOW  PG 95	FE. CONNEC-TOR  PG 95	M. CONNEC-TOR  PG 96	SWVL. M. ELBOW  PG 96	FIXED M. ELBOW  PG 97
FE. SWVL ELBOW  PG 97	FEMALE ELBOW  PG 97	SWVL M. RUN T  PG 98	FIXED M. RUN T  PG 98	SWVL M. BRANCH  PG 98	FIX M. BRANCH T  PG 98	UNION "Y"  PG 99	BULKHEAD UNION PG 99	FE. BLKHD UNION PG 99
REDUCER PG 99	PLASTIC PLUG PG 99	**N/P BRASS PUSH-IN PGS 101-104**	UNION CON-NECT PG 101	UNION TEE PG 101	FE. CONNEC-TOR PG 101	UNION ELBOW PG 101	FIXED M. ELBOW PG 102	MALE W/INT HEX PG 102
M. CONNEC-TOR PG 102	SWVL. M. ELBOW PG 103	FE. SWVL ELBOW PG 103	SWVL. M. RUN T PG 103	REDUCER PG 104	UNION "Y" PG 104	SWVL M. BRANCH PG 104	BULKHEAD UNION PG 104	**N/P VALVES PG 105**
PUSH-IN VALVE 105	TUBE X MIP MINI PG 105	FIP MINI BALL PG 105	MXF MINI BALL PG 105	FIP ANGLE BALL PG 105	3-WAY MINI PG 105	3_WAY MINI PG 105	**METRIC N/P BRASS PGS106-108**	BULKHEAD UNION PG 106

PICTORIAL INDEX

BRASS

UNION TEE  PG 106	UNION ELBOW  PG 106	UNION "Y"  PG 106	PLUG  PG 106	METRIC TUBE  PG 107	INTERNAL HEX  PG 107	METRIC TUBE  PG 107	METRIC SWVL  PG 107	METRIC SWVL  PG 108
BULKHEAD  PG 108	**COM-POSITE PUSH-IN PGS 110-113**	UNION  PG 110	UNION TEE  110	FE. CONNEC-  PG 110	90° UNION ELB.  PG 110	UNION "Y"  PG 110	M. CONNEC-  111	SW MALE  PG 111
LONG PTTN M. EL  PG 111	FE. SWVL ELBOW  PG 112	45 SWIVEL ELL  PG 112	SWVL M. RUN T  PG 112	SWVL M. BRANCH NEW  PG 112	BULKHEAD FE.  PG 113	BULKHEAD UNION  PG 113	SWIVEL "Y" CON  PG 113	NEEDLE VALVE  PG 113
FLOW CON-TROL  PG 113	FLOW CON-TROL  PG 113	**METRIC PUSH-IN PGS 114-116**	METRIC MALE  PG 114	METRIC EL-BOW  PG 114	METRIC TEE  PG 114	METRIC UNION  PG 114	METRIC TEE  PG 115	METRIC TEE  PG 115
METRIC SW ELBOW  PG 115	METRIC WYE  PG 116	METRIC SW WYE  PG 116	**DOT BRASS PUSH-IN PGS 118-123**	PLUG  PG 118	UNION  PG 118	UNION TEE  PG 118	UNION ELBOW PG 118	FEMALE CONN PG 119
MALE BRANCH TMALE CON-NECTOR PG 119	MALE ELBOW PG 120	MALE SWL ELBOW PG 120	FEMALE ELBOW PG 121	FEMALE SWL EL PG 121	MALE RUN TEE PG 121	MALE SWL RUN T PG 122	MALE 45° ELBOW PG 122	45° SWL EL-BOW PG 122
MALE BRANCH T PG 122	SWL BRANCH TEE PG 123	FEM BRANCH T PG 123	BULK CON-NECT PG 123	BULKHEAD UNION PG 123	FEM BULK UNION PG 123	**DOT COMP PUSH-IN PGS 125128**	STRAIGHT UNION 125	UNION TEE PG 125
UNION 90° EL PG 125	FEM CONNEC-TOR PG 125	MALE CON-NECTOR PG 126	90° MALE ELBOW PG 126	90° FEMALE EL PG 126	MALE RUN TEE PG 127	MALE BRANCH T PG 127	FEM BRANCH T PG 127	45° MALE ELBOW PG 127

UNION "Y"  PG 128	MALE BRANCH  PG 128	BULKHEAD  PG 128	FEM BULK  PG 128	**DOT FOR NYLON TUBE PG 130-133**	SLEEVE  PG 130	NUT  PG 130	UNION  PG 130	BULKHEAD  PG 130
SS INSERT  PG 130	BRASS INSERT  PG 130	TEE  PG 131	RED BRANCH  PG 131	ELBOW  PG 131	FEMALE  PG 131	MALE  PG 132	SWL MALE  PG 132	MALE ELBOW  PG 132
SWL MALE ELBOW  PG 132	FEMALE ELBOW  PG 132	MALE RUN TEE  PG 133	MALE BRANCH T  PG 133	FEM BRANCH T  PG 133	45° ELBOW  PG 133	SWL 45° EL-BOW  PG 133	**DOT FOR COPPER PGS 134-135**	SLEEVE  PG 134
NUT  PG 134	UNION  PG 134	MALE ADAPTER  PG 135	90° MALE ELBOW  PG 135	MALE BRANCH T  PG 135	**DOT FOR HOSE PGS 136-138**	SLEEVE  PG 136	NUT  PG 136	NUT-USE SPRING  PG 136
SPRING  PG 137	NUT/SPRING  PG 137	UNION  PG 137	CONNECTOR HOSE  PG 137	MALE CON-NECTOR  PG 137	ADAPTER FOR SWL  PG 138	MALE ADAPTER  PG 138	ADAPTER BODY PG 138	MALE ADAPTER PG 138
GREASE FITTINGS PGS 139-142	1/8 STR. PG 139	BALL CHECK 1/8 LONG PG 139	1/8" 30 PG 139	1/8" 45 PG 139	65° 1/8" PG 139	90° 1/8" PG 139	1/4 STR PG 139	65° BALL CHECK PG 140
SHORT 1/4-28 PG 140	LONG 1/4-28 PG 140	EXTRA LONG 1/4-28 PG 140	SHORT 45° BC 1/4-28 PG 140	SHORT 45° BC 1/4-28 PG 140	LONG 45° BC 1/4-28 PG 140	90° BALL CHECK 1/4-28 PG 140	DRIVE TYPE PG 141	DRIVE TYPE PG 141
6MM PG 141	6MM 45° PG 141	6MM 90° PG 141	8MM PG 141	8MM 45° PG 141	8MM 90° PG 141	10MM PG 142	10MM 45° PG 142	10MM 90° PG 142

PICTORIAL INDEX

BRASS

5/16"-24  PG 142	3/8" - 24  PG 142	BUTTON HEAD  PG 142	WHIP HOSE  PG 142	**DRAIN COCKS PGS 144-145**	GAS SHUT OFF  PG 144	DRAIN COCK  PG 144	TRUCK DRAIN  PG 144	SHUT OFF  PG 144
LEVER  PG 144	AIR TANK  PG 144	INTERNAL  PG 145	INTERNAL  PG 145	LG INTERNAL  PG 145	TEE HANDLE  PG 145	EXT W/ SPOUT  PG 145	BIBB NEEDLE  PG 145	RADIATOR  PG 145
SHUT OFF COCKS PG 146	COMP X MALE  PG 146	COMP X COMP  PG 146	FEMALE X FEM  PG 146	MALE X FE-MALE  PG 146	MALE X MALE  PG 146	**NEEDLE VALVES PGS 147-148**	COMP X MALE  PG 147	COMP X M ANGLE  PG 147
COMP X COMP  PG 147	FLARE X MALE  PG 147	FLARE X MALE  PG 148	FLARE X FLARE  PG 148	AIR VENT  PG 148	MALE TO MALE  PG 148	F X F  PG 148	MALE X FE-MALE  PG 148	**TRUCK VALVES PG 149**
TRUCK VALVE  PG 149	HOSE TO MALE  PG 149	FEMALE TO MALE  PG 149	FLARE TO MALE  PG 149	**SOLID BOTTOM VALVES PG 149**	SOLID BOT-TOM  PG 149	FIP X FIP  PG 149	FUEL VALVE  PG 149	MALE X MALE  PG 149
F X F PG 149	MALE X FLARE PG 149	**MULTI PORT VALVES PGS 150-151**	3-WAY (SIDE) PG 150	3-WAY (BOT-TOM) PG 150	4-WAY PG 150	6-PORT PG 151	**MARINE VALVES PG 151**	ANTI-SIPHON PG 151
ANTI-SIPHON PG 151	ALUM ANTI-SIPHON PG 151	MXF ANTI-SIPHON PG 151	ALUM MXF PG 151	ALUM BARB PG 151	FL X MIP PG 151	**MINI BALL VALVES PG 152**	MINI BALL PG 152	MALE X MALE PG 152
PIPE X BARB PG 152	F X F PG 152	F X F PG 152	F X F PG 152	FNPT X FNPT PG 152	MNPT X FNPT PG 152	**PANEL MOUNT VALVES PG 152**	PANAL MOUNT PG 152	F X F PG 152

F X F  PG 152	**CHECK VALVES PG 153**	FIPXFIP  PG 153	FXF BUNA-N  PG 153	MXM BUNA  PG 153	M X F BUNA-N  PG 153	MNPT X MNPT  PG 153	MNPT X FNPT  PG 153	FNPT X FNPT  PG 153
NPT X NPSM  PG 153	F X F  PG 153	F X M  PG 153	M X F  PG 153	M X M CHECK  PG 153	**L/F PIPE PGS 155-157**	90 ELBOW  PG 155	TEE  PG 155	90° STREET EL  PG 155
COUPLING  PG 155	RED COUPLING  PG 155	HEX BUSHING  PG 155	FACE BUSHING  PG 155	HEX CAP  PG 156	SOLID SQ PLUG  PG 156	COUNTERSUNK  PG 156	CORED HEX PLUG  PG 156	CLOSE NIPPLE  PG 156
HEX NIPPLE  PG 156	MALE BRANCH T  PG 156	EXT ADAPTER  PG 157	STR/SERVICE TEE  PG 157	**L/F BARB PGS 157-158**	RIGID M ADAPTER  PG 157	MENDER/ SPLICER  PG 157	FE ADAPTER  PG 157	FORGED HB 90°  PG 157
HB TEE  PG 158	FE FL SWIVEL  PG 158	BXB BALL VALVE  PG 158	**L/F PUSH-ON PG 158**	MALE ADAPTER  PG 158	SAE/JIC F SWL  PG 158	**L/F GARDEN PGS 158-159**	FGHXFGH SWL  PG 158	MGH X F PIPE  PG 158
MGH X M PIPE PG 158	FEMALE SWIVEL PG 158	FGHXMIP SWL PG 159	**L/F FLARE PGS 159-160**	SHORT ROD NUT PG 159	SHORT FORGE NUT PG 159	FLARED CAP PG 159	UNION PG 159	TEE PG 159
FEMALE ADAPTER PG 159	MALE ADAPTER PG 159	90° MALE ELBOW PG 160	MALE RUN TEE PG 160	FORGED SWIVEL PG 160	**L/F COMP PGS 160-163**	BRASS INSERT PG 160	CAP PG 161	UNION PG 161
RED UNION PG 161	TEE PG 161	FORGED RED TEE PG 161	UNION ELBOW PG 161	FORGED RED EL PG 161	COMP X SWEAT PG 161	FEMALE ADAPTER PG 162	MALE ADAPTER PG 162	MALE ELBOW PG 162

PICTORIAL INDEX

VALVES

FEMALE  PG 162	NEEDLE VALVE  PG 163	M X F PIPE 	COMP X M  PG 163	DISHWASHER  PG 163	DISHWASHER  PG 163	ICE MAKER KIT  PG 163	ICE MAKER KIT  PG 163	SADDLE VALVE  PG 163
VALVES PGS 165-209	**L/F BALL VALVES PGS 165-167**	LF BALL VALVE  PG 165	SWT X SWT  PG 165	FIP X FIP LF  PG 166	SWT X SWT LF  PG 166	LF ITALIAN  PG 167	SWT X SWT LF  PG 167	**L/F VALVES PG 168**
GATE VALVE CXC  PG 168	LF BRASS CHECK  PG 168	SWING CHECK  PG 168	CXC SWING CHK  PG 168	Y-STRAINER  PG 168	**BRASS BALL VALVES PGS 169-180**	FORGED BRASS  PG 169	LOCKING HANDLE  PG 170	BUTTERFLY HANDLE  PG 171
FXF NICKEL PLTD  PG 172	NP/SS TRIM  PG 173	ITALIAN BALL VALVE  PG 174	M X F  PG 175	ITALIAN M X F  PG 176	MXF TEE HANDLE  PG 177	FXM LOCKING  PG 178	SPRING HANDLE  PG 179	RIGHT ANGLE  PG 179
3WAY NON-VENT  PG 180	3WAY VENTED  PG 180	SAFETY EX-HAUST  PG 180	**GAS BALL VALVES PG 181**	GAS BALL VALVE  PG 181	FLARE X FLARE  PG 181	FLARE X MIP  PG 181	FLARE X FIP  PG 181	ITALIAN GAS BALL  PG 181
MINI BALL VALVES PGS 182-185	ITALIAN MINI BALL PG 182	M X F PG 182	MINI MXF BRASS PG 182	FXF FLAG HANDLE PG 183	LEVER HANDLE PG 183	TEE HANDLE PG 183	TEE HANDLE 183	MXF FLAG PG 184
LEVER HANDLE PG 184	SCREW-DRIVER PG 184	F X F MINI PG 185	F X M MINI PG 185	M X M MINI PG 185	BARB X MALE MINI PG 185	BARB X FE-MALE PG 185	BARB X BARB MINI PG 185	**BRASS VALVES PGS 186-190**
3-WAY SIDE OUT PG 186	3-WAY BOT-TOM PG 186	STRAINER 187	VACUUM BREAK PG 187	RADIATOR AIR PG 187	KEY ONLY PG 187	SILLCOCK PG 187	HOSE BIBBS PG 187	GARDEN VALVE PG 187

GATE VALVE  PG 188	QUICK OPEN-  PG 189	Y-STRAINER  PG 190	**CHECK VALVES PGS 191-193**	SWING CHECK  PG 191	Y-SWING  PG 191	CHECK VALVE  PG 192	IN LINE CHECK  PG 192	IN LINE CHECK  PG 193
SS BALL VALVES PGS 194-203	316 SS 2-PC  PG 194	316 SS 1-PC  PG 195	316 SS 2-PC  PG 196	SS MINI  PG 197	SS M X F  PG 197	FXF BUTTER-  PG 198	MXF BUT-  PG 198	MXM BUT-  PG 198
CHECK PGS 199-203	304 CHECK  PG 199	SS IN LINE  PG 200	FXF SPRING CHK  PG 201	MXF SPRING CHK  PG 201	Y-SPRING CHECK  PG 202	2PC BARREL  PG 202	SS SWING CHK  PG 203	SS GLOBE VALVE  PG 203
SS GATE VALVE  PG 203	**STEEL VALVES PGS 204-207**	STANDARD PORT  PG 204	2PC FULL PORT  PG 205	2 WAY  PG 206	3 WAY  PG 206	CHECK VALVES  PG 207	**PVC PGS 208-209**	PVC THREAD  PG 208
SLIP X SLIP  PG 208	FIP X FIP  PG 208	SLIP X SLIP  PG 208	IN LINE  PG 209	IN LINE FE-MALE  PG 209	DRUM FAUCET  PG 209	DRUM & BAR-REL  PG 209	**NIPPLES & FITTINGS PGS 210-288**	**BRASS NIPPLES PGS 211-219**
SEAMLESS SCH 40  PG 214	CHROME PLATED  PG 218	**BRONZE FITTINGS PG 219-227**	**LEAD FREE BRONZE PG 219-227**	90° ELBOW PG 220	90° REDUCE ELB PG 220	90° STREET ELLS PG 220	45° ELBOW PG 221	45 ST ELBOW PG 221
CROSS PG 221	TEE PG 222	REDUCING TEE PG 222	REDUCING TEE PG 222	COUPLING PG 223	REDUCE COUP PG 223	CAP PG 224	UNION PG 224	HEX LOCKNUT PG 224
HEX BUSHING PG 225	HEX BUSHING PG 225	CNTRSUNK PLUG PG 226	CORED PLUG PG 226	SOLID PLUG PG 226	HEX NIPPLE PG 227	REDUCE HEX NIP PG 227	**CLEANOUT PLUGS PG 228**	CLEANOUT PLUG PG 228

PICTORIAL INDEX

NIPPLES & FITTINGS

CS C/O PLUG  PG 228	C/O PLUG W/  PG 228	**DROP EAR ELBOWS PG 228**	BRONZE D/E  PG 228	SWT X SWT  PG 228	PEX X FIP  228	**BRASS INSERTS PGS 229-230**	BARB FOR PL  PG 229	BRONZE TEE  PG 229
90 BRONZE  PG 229	UNION 90  229	**STEEL INSERTS PG 229**	STEEL INSERT  PG 229	REDUCER  PG 229	UNION  PG 229	**SS IN-SERTS PG 230**	SS MALE  PG 230	SS 90 ELBOW  PG 230
L/F INSERTS PG 230	LF UNION  PG 230	LF MALE BRANCH  PG 230	LF UNION ELBOW  PG 230	**WELL COU-PLINGS PG 230**	SS DROP WELL  PG 230	SS HEAVY CPLG  PG 230	SS MERCHANT  PG 230	**SS NIP-PLES PG 231-236**
304 SCH 40 WELDED  PG 234	316 SCH 40 WELDED  PG 234	**SS FIT-TINGS PG 237-244**	90° ELBOW  PG 238	90° STREET ELB.  PG 238	45° STREET ELB.  PG 238	TEE  PG 239	CROSS  PG 239	HEX NIPPLE  PG 239
REDUCE HEX NIP 	COUPLING  PG 240	REDUCE COUP  PG 240	MACHINED COUP  PG 240	HALF COU-PLING  241	UNION  241	CAP-CAST  PG 241	HEX CAP-BRSTCK  PG 241	HEX BUSHING  PG 242
HEX LOCKNUT  PG 243	HEX SOCKET PLG  PG 243	CORED PLUG  PG 243	SOLID PLUG PG 243	SOLID HEX PLUG PG 244	CORED HEX PLUG PG 244	HOSE NIPPLE PG 244	REDUCING PG 244	**STEEL NIPPLES PG 245-262**
SCH 40 GALVA-NIZED PG 249	SCH 40 BLACK PG 249	ASSORT-MENTS PG 253	TOTE TRAYS PG 253	SCH 80 SEAM-LESS PG 259	XXS SEAM-LESS PG 260	**GROOVE NIPPLES PG 261-262**	THREAD X GROOVE PG 261	GROOVE X GROOVE PG 262
MERCHANT COUPLINGS PG 263-264	MERCHANT COUP PG 263	MERCHANT COUP PG 263	HALF MECHANT C PG 263	API LINE COUP PG 264	**MAL-LEABLE FITTINGS PG 265-273**	90° ELBOW GALV PG 266	90° ELB. BLACK PG 266	REDUCE ELBOW PG 266

REDUCE  PG 266	GALV ST.  PG 266	BLK. ST. EL-  PG 266	45° GALV 	45° BLK. EL-  PG 267	45° GALV ST.  PG 267	45° BLK. ST.  PG 267	GALV CROSS  PG 267	BLACK CROSS  PG 267
GLAV TEE  PG 268	BLACK TEE  PG 268	GALV REDUCE  PG 268	BLK. REDUCE  PG 268	BULLHEAD  PG 269	BLK. BLKHD  PG 269	REDUCING  PG 269	MALL SERVICE  269	MALL SERVICE  PG 269
GALV OUT TEE  PG 269	BLK. OUT TEE  PG 269	GALV COU-PLING  PG 270	BLK. COU-PLING  PG 270	GALV RED COUP  PG 270	BLK. RED COUP  PG 270	GALV HEX BUSH  PG 271	BLK. HEX BUSH  PG 271	GALV HEX BUSH  271
BLK. HEX BUSH  PG 271	GALV UNION  PG 272	BLACK UNION  PG 272	GALV SQR PLUG  272	BLK SQR PLUG  PG 272	GALV CAP  PG 272	BLACK CAP  PG 272	GALV FLR FLANGE  PG 273	BLK FLR FLANGE  PG 273
EXTENSION  PG 273	SHROOM CAP  PG 273	STEEL FITTINGS PG 274-275	GALV HEX BUSH  PG 274	BLK HEX BUSH  PG 274	GALV CAP PG 274	BLK CAP PG 274	GALV SQR PLUG PG 274	BLK SQR PLUG PG 274
GALV HEX PLUG PG 274	BLK HEX PLUG PG 274	GALV CS PLUG PG 275	BLK CS PLUG PG 275	CS HEX PG 275	BLK CS PLUG PG 275	GALV FACE BUSH PG 275	BLK FACE BUSH PG 275	300# MAL-LEABLE PG 276-277
90° ELBOW PG 276	45° ELBOW PG 276	90° ST ELBOW PG 276	TEE PG 276	COUPLING PG 276	REDUCE COUP PG 277	CAP PG 277	UNION PG 277	MAG DRAIN PLUG PG 277
BULL PLUGS & SWAGES PG 278-279	BULL PLUG PG 278	XH BULL PLUG PG 278	SCH 40 SWAGE PG 278	HEX SWAGE PG 279	SCH 80 SWAGE 279	XXH SWAGE PG 279	STEEL FLANGES PG 280-281	SLIP-ON PG 280

PICTORIAL INDEX

PLASTIC FITTINGS

THREADED  PG 280	WELD NECK  PG 281	BLIND FLNG  PG 281	**COPPER FITTINGS PG 283-288**	90° EL CXC  PG 283	90° ST EL FTG  PG 283	90° LONG  PG 283	90° LONG  PG 283	45° EL CXC  PG 284
45° ST FTG X C  PG 284	COUPLING  PG 284	 284	COUPLING  PG 285	REDUCER W/  PG 285	FITTING RE-  PG 285	MALE  PG 286	FTGXM  PG 286	FEMALE  PG 287
FTG X F ADAPTER  PG 287	CAP  PG 287	UNION C X C  PG 287	U-TYPE STRAP  287	TEE  PG 288	**PLASTIC FITTINGS PG 290-299**	**PIPE PG 290-292**	ELBOW  PG 290	ELBOW  PG 290
TEE  PG 290	TEE  PG 290	STREET ELBOW  PG 290	STREET ELBOW  PG 290	HEX HEAD PLUG  PG 290	HEX HEAD PLUG  PG 290	HEX BUSHING  PG 291	HEX BUSHING  PG 291	HEX NIPPLE  PG 291
HEX NIPPLE PG 291	RED NIPPLE  PG 291	RED NIPPLE  PG 291	COUPLING  PG 292	COUPLING  PG 292	PIPE CAP  PG 292	PLASTIC BULK-HEAD  PG 292	**HOSE BARB PG 292-295**	MALE ADAPTER PG 292
MALE ADAPTER PG 293	HOSE X MALE 90° PG 293	HOSE X MALE 90° PG 293	294	UNION ELBOW PG 294	SPLICER PG 294	SPLICER PG 294	RED SPLICER PG 294	RED SPLICER PG 294
BARBED TEE PG 295	BARBED TEE PG 295	BARBED Y PG 295	BARBED Y PG 295	REDUCING TEE PG 295	REDUCING TEE PG 295	M BRANCH TEE PG 295	**GARDEN HOSE PG 296**	GH CAP PG 296
GH NUT PG 296	GH ADPT INSERT PG 296	GH THREAD ADPT PG 296	MGH X F PG 296	FGH X M PG 296	FGH X F PG 296	MGH X M 296	**COMPRES-SION PG 297**	UNION CON-NECTOR PG 297

HOSE ACCESSORIES

PICTORIAL INDEX

BULKHEAD  PG 297	UNION TEE  PG 297	UNION ELBOW  PG 297	FEMALE CON-  PG 297	MALE CON-  PG 297	MALE ELBOW  297	**PUSH-IN** PG 298-299	UNION CON-  PG 298	REDUCING  PG 298
BULKHEAD  PG 298	UNION TEE  PG 298	RED BRANCH  PG 298	UNION ELBOW  PG 298	REDUCING  PG 298	FEMALE CON-  PG 298	MALE CON-  PG 299	STEM  PG 299	REDUCER  PG 299
FIXED ELBOW  PG 299	PLUG-IN ELBOW  PG 299	2-WAY DIVIDER  PG 299	PLUG  PG 299	PLXPL  PG 299	CHECK VALVE  PG 299	**HOSE ACCESSORIES** PG 300-310	**ALUMINIUM CAM & GROOVE** PG 301	M ADPT X F NPT A  PG 301
FEMALE COUPLER B  301	HOSE SHANK C  PG 301	FEMALE COUPLER D  PG 301	HOSE SHANK E  PG 301	MALE ADAPER F  PG 301	DUST CAP DC  PG 301	DUST CAP DP  PG 301	MALE ADAPTER  PG 302	FEMALE COUPLER DD  302
FEMALE COUPLER AA  PG 302	MALE ADAPTER A  PG 302	FEMALE COUPLER B  PG 302	FEMALE COUPLER D  PG 302	MALE ADAPTER F  PG 302	**POLYPROPYLENE CAM & GROOVE** PG 303	MALE ADAPTER A  PG 303	FEMALE COUPLER B  PG 303	HOSE SHANK C PG 303
FEMALE COUPLER D PG 303	M X HOSE SHANK E PG 303	MALE ADAPTER F PG 303	DUST CAP DC	DUST PLUG DP PG 303	**STAINLESS STEEL CAM & GROOVE** PG 304	FEMALE ADAPTER A PG 304	FEMALE COUPLER B PG 304	HOSE SHANK C PG 304
FEMALE COUPLER D PG 304	HOSE SHANK E PG 304	MALE ADAPTER F 304	DUST CAP DC PG 304	DUST PLUG DP PG 304	**BRASS CAM & GROOVE** PG 305	MALE ADAPTER A PG 305	FEMALE COUPLER B PG 305	HOSE SHANK C PG 305
FEMALE COUPLER D PG 305	HOSE SHANK E PG 305	MALE ADAPTER F PG 305	DUST CAP DC PG 305	DUST CAP DP PG 305	SS ADAPTER PG 306	SS COUPLER DD PG 306	SS DA	BRASS ADAPTER PG 306

PICTORIAL INDEX

PLASTIC/ HOSE ACCESSORIES

BRASS DA  PG 306	SS HANDLE  PG 306	BRASS  PG 306	BUNA-N GAS-  PG 306	SAFETY CLIP  PG 306	SILICONE  PG 306	VITON GASKET  PG 306	**KING NIPPLES** PG 307	HOSE NIPPLE  PG 307
ZINC PLATED  PG 307	REDUCER/EX-  PG 307	316 SS  PG 307	BRASS  PG 307	ALUMINUM  PG 307	HOSE MENDER  PG 307	PLATED STEEL  PG 307	316 HOSE 	**UNIVERSAL GROUND JOINT** PG 308-309
UNIVERSAL  PG 308	WASHER  PG 308	FEMALE NPT  PG 308	HOSE END  PG 308	TRIPLE CON- NECT  PG 308	GROUND JOINT  PG 309	HOSE STEM ONLY  PG 309	WING NUT ONLY  PG 309	F SPUT ONLY  PG 309
M NPT STEM  PG 309	BOLT CLAMP  PG 309	**FIRE HOSE FITTINGS** PG 310	FIRE HOSE  PG 310	FXM HEX ADPT  PG 310	DBL M HEX NIP  PG 310	M SWL ADAPTER  PG 310	BRASS CAP  PG 310	**HOSE CLAMPS** PG 311-329
300 SERIES  312	600 SERIES  PG 312	325 SERIES  PG 313	611 SERIES  PG 313	350 SERIES  PG 314	620 SERIES  PG 314	350 SS SERIES  PG 315	620 SS SERIES  PG 315	QUICK RE- LEASE PG 316
QUICK RE- LEASE PG 316	T-BOLT PG 317	SPRING LOAD- ED T-BOLT PG 318	CONSTANT TORQUE PG 319	V-BAND PG 319	MUFFLER PG 320	FLAT BAND PG 320	GUILLOTINE 320	STEEL BUTT EXHAUST PG 321
STEEL LAP PG 321	SS STEEL LAP PG 321	SS EASY-FORM PG 321	1-EAR PG 322	2-EAR PG 323	GAPLESS EAR PG 323	F-CLAMP PG 324	K-CLAMP 324	CLAMP-IT PG 325
BUCKLES PG 325	JAW PINCH- ERS PG 326	HOSE CRIMPER PG 326	FOLD UP ADAPTER PG 326	LOKING TOOL PG 326	LOKING TOOL PG 326	LINED BAND PG 327	MARINE 327	MINI-F PG 327

SS MINI  PG 327	RUBBER CLIP  PG 328	RUBBER  PG 328	VINYL COATED  PG 328	HOSE FER-  PG 329	SS FERRULE  PG 329	**TUBING PGS 331-336**	POLYURE-  PG 331	BLACK  PG 331
BLUE  PG 331	RED  PG 331	POLYETHYL-  PG 332	BLACK POLY  PG 333	GREEN POLY  PG 333	WHITE POLY  PG 333	BLUE POLY  PG 333	RED POLY  PG 333	YELLOW POLY  333
ORANGE POLY  PG 333	NYLON 12  PG 334	PVC  PG 335	MINITUBING CUT  PG 335	TUBING CUT-TER  PG 335	PLASTIC TUBE CUT  PG 335	MOUNTING RACK 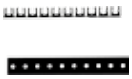 PG 335	ALUMINUM  PG 336	COPPER TUBE  PG 336
SOFT COPPER  336	**PRESSURE WASHER PGS 337-342**	QD NOZZLE  PG 338	MEG NOZZLE  PG 338	RUBBER TIP  PG 339	SS LIVE SWIVEL  PG 339	THERMAL RELIEF  PG 339	BOOM SWIVEL  PG 339	WAND 340
SPRAY GUN  PG 340	GUN W/EXT  PG 340	MALE STEEL PLUG  PG 341	FE. STEEL PLUG  PG 341	MOLDED GRIP  PG 342	MOLDED GRIP FE  PG 342	**PNEUMATICS PG 343-363**	**QUICK DISCONNECTS PGS 344-350**	INDUSTRIAL INTERCHANGE PG 344
BRASS M. COUP PG 344	STEEL FE. COUP PG 344	STEEL M. COUP PG 344	BR. HOSE COUP PG 344	STL. HOSE COUP PG 344	BR. PUSH-ON PG 344	STL PUSH-ON PG 345	STEEL M. PLUG PG 345	STEEL FE. PLUG 345
BRASS M. PLUG PG 345	STL HOSE PLUG PG 345	PUSH-ON PLUG PG 345	STL SWL M. PLUG PG 345	**UNIVERSAL QD PGS 345-346**	UNIVERSAL SERIES PG 346	BRASS FE. COUP PG 346	BR. HOSE COUP PG 346	SS M. COU-PLER PG 346
SS FE. COU-PLER PG 346	SS MALE PLUG PG 346	SS FE. PLUG PG 346	**ARO QD PG 347**	ARO 210 PG 347	FEMALE COU-PLER PG 347	HOSE ID COUP PG 347	MALE PLUG PG 347	FEMALE PLUG PG 347

PICTORIAL INDEX

PNEUMATICS

HOSE ID PLUG  PG 347	**AUTO QD** PGS 348-349	AUTO INTER-  PG 348	BR. FE. COU-  PG 348	STL. M. COU-  PG 348	STL. FE. COU-  PG 348	BR. MALE  PG 348	BR. FE. PLUG  PG 348	STEEL MALE  PG 348
STEEL FE.  PG 348	HOSE ID COUP  PG 349	PUSH-ON  PG 349	HOSE ID PLUG  PG 349	PUSH-ON  PG 349	**LINCOLN QD** PG 349	LINCOLN  PG 349	FEMALE COU-  PG 349	STEEL MALE  PG 349
STEEL FE. PLUG  PG 349	**MISC QD** PG 350-351	HIGH FLOW  PG 350	FEMALE COU-PLER  PG 350	MALE PLUG  PG 350	FEMALE PLUG  PG 350	MOLD COOL-ANT  PG 350	FEMALE PLUG  PG 350	MINI QD  PG 350
FE COUPLER  PG 350	FE PLUG  PG 350	**MUFFLERS/ BREATHERS** PG 351-352	BR. MUFFLER  PG 351	STAINLESS MUFFLER  PG 351	BR. BREATH VENT  PG 351	STLS BREATH VEN  PG 351	PSI SNUBBER  PG 351	SPEED VALVE  PG 351
SPEED VALVE  PG 352	MUFF W/ FLOW  PG 352	HI FLOW MUFF  PG 352	HI FLOW MUFF  PG 352	HI FLOW MUFF  PG 352	HI FLOW MUFF  PG 352	NIP INLINE FILTER  PG 352	RPR AIR/OIL FILTER  PG 352	AIR REGULA-TOR PG 353
MANIFOLD PG 353	AIR MANIFOLD PG 353	**SAFETY VALVES** PG 354	SAFETY VALVES PG 354	SAFETY VALVES PG 354	CHECK VALVE PG 354	CHECK VALVE PG 354	**TANK VALVES** PG 355	BIKE PUMP FITT PG 355
INFLATOR PG 355	SLIDE VALVE PG 355	SPRING CORE PG 355	SPRING CORE PG 355	SPRING CORE PG 355	BLK PLASTIC CAP PG 355	DOME CAP PG 355	**BLOW GUNS** PG 356	CPCT BLOW GUN PG 356
SAFE BLOW GUN PG 356	SAFE BLOW GUN PG 356	CPCT BLOW GUN PG 356	PISTOL BLOW GUN PG 356	PISTOL BLO-GUN NEW PG 356	**GAUGES & CHUCKS** PG 356-358	RUB TIP NOZZLE PG 356	HI FLOW NOZZLE PG 356	M-TIRE GAUGE PG 357

STANDARD  PG 357	VOL REGULA-  PG 357	EXTENSION PG 357	GUN ADAPTER  PG 357	COIL AIR HOSE  PG 357	COIL AIR HOSE  PG 357	HEX BALL  PG 358	M. BALL  PG 358	BALL CHCK  PG 358
DUAL AIR  PG 358	DUAL STRT AIR  PG 358	INFLATOR/  PG 358	INFLATOR/  PG 358	**AIR ACCESSORY KITS PG 359-361**	**GAUGES PG 362-364**	DRY GAUGE  PG 362	CENTER BACK  PG 362	LIQUID FILLED  PG 363
WATER TEST  PG 364	GAS TEST  PG 364	THREAD SEAL  PG 365	BLUE SEAL TAPE  PG 365	YEL GAS TAPE  PG 365	GRE OXY TAPE  PG 365	GREY SS TAPE  PG 365	**TRUCK & TRAILER PG 366-387**	AIR COIL  PG 366
SLIDER COIL  PG 366	AIRLINE CABLE  PG 366	AIRBRAKE REPAIR  PG 367	AIRBRAKE REPAIR  PG 367	AIRBRAKE REPAIR  PG 367	POGO STICK  PG 367	POGO STICK  PG 367	HOSE HOLDER  PG 367	HOSE HOLDER  PG 367
HOSE HOLDER  PG 367	HOSE HOLDER  PG 367	HOSE HOLDER  PG 367	HOSE HOLDER  PG 367	HOSE SEPARA-TOR  PG 367	HOSE SEPARA-TOR  PG 367	3 HOLE HOLDER  PG 367	CLIP CARA-BINER PG 368	HANGER BRACKET PG 368
YOKE PG 368	FRAME CLIP PG 368	FRAME CLIP PG 368	FRAME CLIP PG 368	AIRHOSE CLIP PG 368	AXLE CLIP PG 368	TENDER KIT PG 369	TENDER KIT PG 369	TUBE PG 369
SPRING PG 369	SLIDER BAR PG 369	GLADHANDS PG 370	BRACKET MOUNT PG 371	KNOB STYLE GH PG 371	LEVER STYLE GH PG 371	GLADHAND GRIP PG 372	AL GLADHAND PG 372	GLADHAND PACIFER PG 372
GLADHAND SEAL PG 372	GLADHAND SEAL PG 372	GLADHAND SEAL PG 372	GLADHAND SEAL PG 372	GLADHAND SEAL PG 372	GLADHAND SEAL PG 372	GH COUPLING KIT PG 373	GH COUPLING KIT PG 373	NYLON GH HOLDER PG 373

PICTORIAL INDEX

TRUCK AND TRAILER

NYLON GH  PG 373	GH HOLDER  PG 373	GH HOLDER  PG 373	GLADHAND  PG 373	KING PIN LOCK  PG 373	AIR CYLINDER  PG 374	HIGH LIFT  PG 374	TAILGATE  PG 375	TAILGATE AIR  PG 375
TAILGATE AIR  PG 375	FIFTH WHEEL  PG 375	AIR TANK  PG 376	D2 AIR GOVER-  PG 376	QCK RELEASE  PG 376	R12 RELAY  PG 376	R14 RELAY  PG 377	3 WAY SOLE-  PG 377	UNI SOLENOID  PG 377
AIR SOLENOID  PG 377	7 WAY CABLE  PG 378	7 WAY CABLE  PG 378	6 WAY ELEC CABLE  PG 379	4 WAY ELEC CABLE  PG 379	DUEL POLE  PG 379	SINGLE POLE  PG 379	PLUG  PG 380	PLUG  PG 380
PLUG  PG 380	SOCKET  PG 380	7W DBLE GRIP  PG 380	ADAPTER  PG 380	RV 7WAY PLUG  PG 380	RV 7WAY SOCK  PG 380	6WAY PLUG  PG 381	6WAY SOCKET  PG 381	4WAY PLUG  PG 381
4WAY SOCKET  PG 381	2 POLE PLUG  PG 381	2 POLE SOCKET  PG 381	1WAY PLUG  PG 381	1WAY SOCKET PG 381	GROUND KIT PG 381	PROTECTOR BOOT PG 381	7WAY SOCKET PG 382	CIRCUIT BREAKER PG 382
NOSE BOX-DEEP PG 382	BATT GRND STRAP PG 383	SS BATTERY NUT PG 383	RUB GROM-MET PG 383	DEER WHISTLE PG 384	CONSP TAPE PG 385	CONSP TAPE PG 385	CONSP TAPE PG 385	REFLECTOR PG 385
AMERICA TAPE PG 385	TARP STRAP PG 385	AIR BRAKE HOSE PG 387	**HYDRAULIC ADAPTERS** PG 388-429	**TECHNICAL INFORMATION** PG 388-429	**PIPE SWIVELS** PG 397-398	M. SWL ADAPTER PG 397	FE. SWL ADAPTER PG 397	M. ELB ADAPTER PG 397
FE. UNION ELB. PG 397	M. 45° ELBOW PG 398	FE. 45° UNION PG 398	M. SWL TEE PG 398	FE. SWL TEE PG 398	FE. SWL TEE PG 398	**JIC 37 FLARE** PG 399-403	JIC CAP PG 399	JIC TUBE UNION PG 399

JIC M. CONN  PG 400	JIC FE. CONN  PG 400	JIC RED/EXP  PG 400	PLUG  PG 401	JIC UNION ELB.  PG 401	JIC M. ELBOW  PG 401	JIC M. ELBOW  PG 401	MALE 45° ELBOW  PG 402	M. BRANCH TEE  PG 402
JIC FE. TEE  PG 402	JIC UNION TEE  PG 402	JIC BULK UNION  PG 403	BULK UNION ELB  PG 403	45° UNION ELB  PG 403	BULK BRANCH T  PG 403	BULK RUN TEE  PG 403	JIC TO FEMALE  PG 403	JIC TO MALE  PG 403
PIPE FITTINGS PG 404-407	PIPE COU-PLING  PG 404	HEX PIPE NIPPLE  PG 404	EXP/ PIPE ADAP  PG 404	HEX RED/ BUSH  PG 404	HEX HEAD PLUG  PG 405	HOLLOW HEX PLG  PG 405	FLUSH HLW PLUG  PG 405	SQR HEAD PLUG  PG 405
PIPE CAP  PG 405	MALE ELBOW  PG 405	45° M. ELBOW  PG 406	90° ST ELBOW  PG 406	45° ST ELBOW  PG 406	FE. ELBOW  PG 406	45° FE. ELBOW  PG 406	MALE PIPE TEE  PG 407	FE. PIPE TEE  PG 407
ST PIPE TEE  PG 407	FE. RUN PIPE T  PG 407	MALE PIPE TEE  PG 407	FE. PIPE TEE  PG 407	**O-RING ADAPTERS PG 408-409**	JIC TO O-RING  PG 408	O-RING TO PIPE PG 408	O-RING TO 37° PG 408	FE. O-RING PG 408
O-RING TO FE. PG 409	O-RING PLUG PG 409	O-RING HLW PLG PG 409	O-RING PORT PG 409	**FEMALE SWIVELS PG 410-411**	JIC SWL ELBOW PG 410	JIC SWL ELBOW PG 410	JIC SWL 45° PG 410	JIC SWL TO F 90° PG 410
JIC SWL CONN PG 410	JIC SWL TO M PG 410	JIC SWL TOF ADP PG 411	JIC SWL BRANCHT PG 411	JIC SWL RUN T PG 411	**SAE O-RING ADAPTERS PG 412-414**	JIC TO ORING 90° PG 412	JIC TO ORING 45° PG 412	JIC BRANCH TEE PG 412
JIC RUN TEE PG 412	ORING TO F 90° PG 412	ORING TO M 90° PG 413	ORING JIC 90° PG 413	F TO M ORING 90° PG 413	M ORING SWL AD PG 413	90° ORING SWL PG 413	45° ORING SWL PG 414	VITON O-RING PG 414

PICTORIAL INDEX

HYDRAULICS

NITRILE O-  PG 414	**O-RING FACE SEAL** **PGS 414-418**	BRAZE TUBE  PG 414	BRAZETUBE  PG 415	CAP  PG 415	BULKHEAD  PG 415	FACE SEAL  PG 415	PLUG  PG 416	ORFS UNION  PG 416
ORFS TO M 90°  PG 416	ORFS TO PIPE  PG 416	ORFS UNION T  PG 416	M ORFS TO  PG 417	M TO F 37° SWL  PG 417	SWL NUT  PG 417	37° SWIVEL  PG 417	O-RING ELBOW  PG 417	ORFS TO 45°  PG 417
SWIVEL EL-BOW  PG 418	**BSPT, BSPP METRIC** **PGS 418-421**	JIC BSPT  PG 418	BSPT ELBOW  PG 418	HEX NIPPLE  PG 418	PLUG  PG 418	HEX NIPPLE  PG 418	COUPLING  PG 419	FEMALE SWIVEL  PG 419
ELBOW  PG 419	45° ELBOW  PG 419	MALE NIPPLE  PG 419	MALE BSPP  PG 419	SWIVEL BSPP  PG 420	PLUG BSPP  PG 420	HOLLOW BSPP  PG 420	FEMALE BSPP  PG 420	MALE ELBOW  PG 421
STRAIGHT SWIVEL  PG 421	METRIC PAR-ALLEL  PG 421	HOLLOW  PG 421	FEMALE ADAPTER  PG 421	**QUICK DISCONNECTS** **PGS 422-424**	NO SPILL  PG 422	DRYBREAK  PG 422	ISO-A COU-PLER PG 422	ISO-A PLUG PG 422
ISO-B COU-PLER PG 422	ISO-B PLUG PG 422	FLUSH FACE PG 423	FLUSH FACE PG 423	LSQ SERIES PG 423	LSQ SERIES PG 423	AG SERIES PG 424	AG SERIES PG 424	KZE SERIES PG 424
KZE SERIES PG 424	MOTOR PG 425	MOTOR PG 425	PUMP PG 426	PUMP PG 427	FLOW VALVE PG 428	NEEDLE VALVE PG 428	PRESSURE VALVE PG 429	AIR BREATHER PG 429

PIPE



Pipe Size	1/16	1/8	1/4	3/8	1/2	3/4	1
Thread Size	1/16-27	1/8-27	1/4-18	3/8-18	1/2-14	3/4-14	1-11 1/2
Working Pressure	1200	1200	1200	1200	1200	1000	1000
Thread OD	1/4	3/8	1/2	5/8	3/4	1	1-1/4

•Typical Application
Grease, fuels, LP and Natural gas (available on special order), refrigeration, instrumentation and hydraulic systems.

•Pressure
Operating pressure up to 1200 PSI.

•Vibration
Fair resistance.

•Temperature Range
-65^{0}F to +250^{0}F (-53^{0}C to +121^{0}C).

•Used With
Brass, bronze, copper, steel, aluminum and iron pipe.

• Tolerance
+/- .02 on all dimensions. Dimension Data can change without notice. Please call us when dimensions are critical.

• Conformance
Meets specifications and standards of ASA, ASME and SAE

• Not lead free

• "L" at the end of a Part# means Light Pattern
- these fittings are completely interchangeable with full pattern fittings, but have been modified in some way. This modification is usually in the length of the pipe threads. Used in plumbing and light industrial applications.

•Assembly Instructions
1- Tighten approximately 2-1/2 turns past hand tight.
2- Fittings with Everseal tighten two turns past hand tight. Brittle materials require special cautions.



• see page 310-312 for plastic pipe fittings.



• Lead Free Fittings
see pages 162-164



• For Bronze & Larger Sizes
see pages 224-232



• For BSPT/ BSPP
see pages 117-118

Actual outside diameters of pipe threads

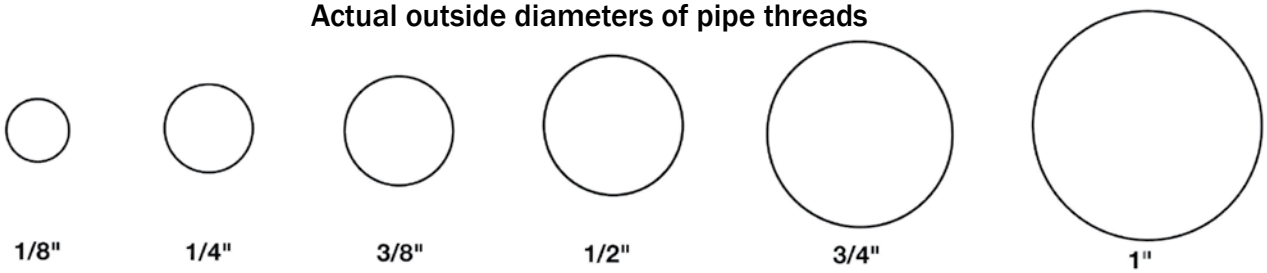

Actual Male Thread Profiles

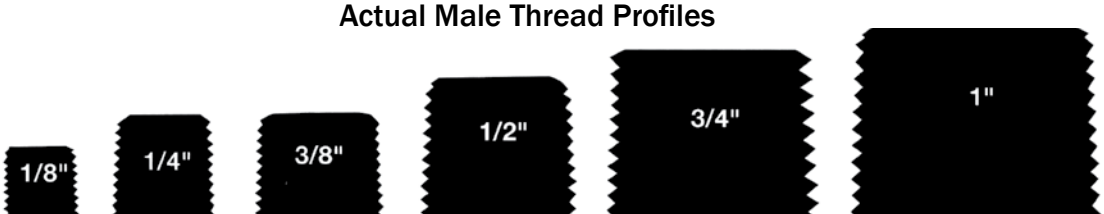

90⁰ FEMALE ELBOW

SAE# 130238

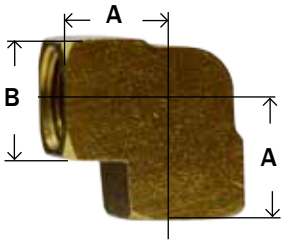

Part #	Thread Size NPTF	A	B	Approx. Wt. Lbs.	List Price
28-001	1/8”	0.55	0.56	0.09	3.14
28-002	1/4”	0.78	0.68	0.13	4.92
28-003	3/8”	0.84	0.81	0.16	6.14
28-004	1/2”	1.09	1.00	0.34	9.01
28-005	3/4”	1.16	1.25	0.60	18.77

100 2200P 3500 302 200

90⁰ FORGED FEMALE ELBOW

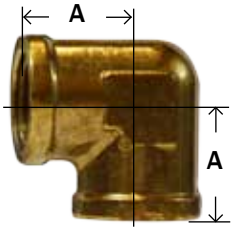

Part #	Thread size NPTF	A	Body Width	Approx. Wt. Lbs.	List Price
28-009	1/8”	0.57	0.50	0.04	3.36
28-010	1/4”	0.70	0.68	0.10	4.56
28-011	3/8”	0.81	0.81	0.12	6.52
28-012	1/2”	1.00	1.00	0.23	10.90
28-013	3/4”	1.13	1.25	0.42	23.42
28-014	1/4” x 1/8”	0.72	0.65	0.12	7.39
28-015	3/8” x 1/4”	0.81	0.81	0.15	5.72
28-016	1/2” x 3/8”	1.00	1.00	0.28	15.87
28-017	1"	1.42	1.50	0.75	27.00

1200P E7 100AF 100B

45⁰ FEMALE ELBOW

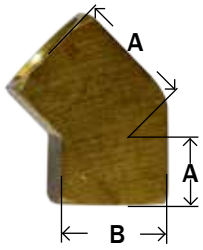

Part #	Thread size NPTF	A	B	Approx. Wt. Lbs.	List Price
28-018	1/8”	0.45	0.56	0.06	4.99
28-019	1/4”	0.66	0.68	0.12	6.13
28-020	3/8"	0.69	0.81	0.16	9.07

129 2201P 205 23355 45EZ 105 100-45A

UNION TEE

SAE# 130438

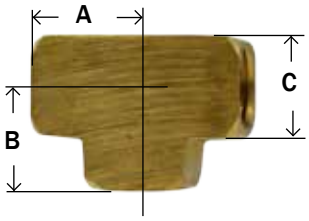

Part #	Thread size NPTF	A	B	C	Approx. Wt. Lbs.	List Price
28-024	1/8”	0.55	0.55	0.56	0.08	3.55
28-025	1/4”	0.78	0.78	0.68	0.17	5.24
28-026	3/8”	0.84	0.84	0.81	0.22	8.36
28-027	1/2”	1.09	1.09	1.00	0.43	13.39
28-028	3/4”	1.16	1.16	1.25	0.64	25.71

311 101A 322 2203P 3700 203

UNION FORGED TEE

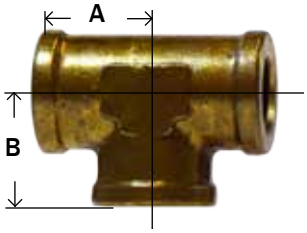

Part #	Thread size NPTF	A & B	Body Width	Approx. Wt. Lbs.	List Price
28-032	1/8”	0.56	0.50	0.06	3.34
28-033	1/4”	0.71	0.68	0.13	5.38
28-034	3/8”	0.81	0.81	0.16	6.37
28-035	1/2”	1.00	1.00	0.27	12.67
28-036	3/4”	1.16	1.25	0.53	19.39
28-023	1”	1.42	1.50	.924	39.01

1203P LT7 101AF 101B

REDUCING FORGED TEES

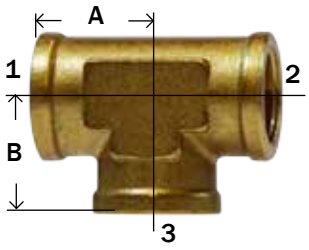

Part #	1 NPT	2 NPT	3 NPT	A & B	Body Width	Approx. Wt. Lbs.	List Price
28-029	1/8”	1/8”	1/4”	0.72	0.69	0.16	9.04
28-030	1/4”	1/4”	1/8”	0.72	0.69	0.14	7.69
28-031	1/4”	1/4”	3/8”	0.81	0.81	0.21	14.97
28-038	3/8”	1/4”	3/8”	0.81	0.81	0.18	13.23
28-039	3/8”	3/8”	1/4”	0.81	0.81	0.18	13.83
28-046	1/2”	1/2”	3/8”	1.00	1.00	0.30	14.42
28-047	3/4"	1/2"	3/4"	1.20	1.25	0.59	32.67
28-048	3/4”	3/4”	1/2”	1.16	1.25	0.59	36.79

CROSS

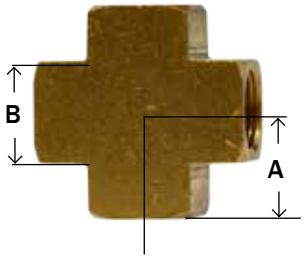

Part #	Thread size NPTF	A	B	Approx. Wt. Lbs.	List Price
28-041	1/8”	0.55	0.56	0.10	8.00
28-042	1/4”	0.78	0.68	0.21	8.22
28-043	3/8”	0.84	0.81	0.25	10.02
28-044	1/2”	1.09	1.00	0.51	19.00
28-045	3/4”	1.16	1.25	0.75	29.74

2205P 3950 228 102A 102BE

FORGED CROSS



Part #	Thread size NPTF	A	Body Width	Approx. Wt. Lbs.	List Price
28-049	1/8”	0.56	0.50	0.06	6.78
28-050	1/4”	0.72	0.69	0.15	8.46
28-051	3/8”	0.81	0.81	0.18	12.12
28-052	1/2”	1.00	1.00	0.34	18.37

C7 105 102AF 102B

COUPLING

SAE# 130138

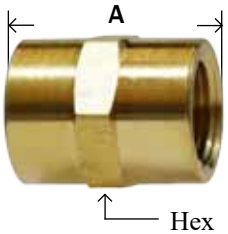

Part #	Thread size NPTF	A	Hex	Approx. Wt. Lbs.	List Price
28-058L	1/8”	0.75	0.50	0.02	0.92
28-058	1/8”	0.75	0.56	0.03	1.98
28-059L	1/4”	0.88	0.63	0.03	1.38
28-059	1/4”	1.12	0.75	0.09	3.19
28-060L	3/8”	1.00	0.81	0.06	2.33
28-060	3/8”	1.12	0.87	0.10	4.17
28-061L	1/2”	1.19	0.93	0.09	4.55
28-061	1/2”	1.50	1.06	0.19	6.83
28-062L	3/4”	1.19	1.25	0.18	6.56
28-062	3/4”	1.53	1.25	0.24	15.89
28-063	1"	1.89	1.50	.357	19.47

207P 371 3300 103AH 103B



*** For larger sizes, see bronze fittings on pg. 220-227**



See hydraulic pipe fittings pg 410

REDUCING COUPLING

SAE# 130138



Part #	Thread size NPTF	A	Hex	Approx. Wt. Lbs.	List Price
28-181L	1/4" x 1/8"	0.94	0.62	0.04	2.03
28-181	1/4" x 1/8"	0.97	0.75	0.08	2.85
28-182	3/8" x 1/8"	0.94	0.87	0.10	5.96
28-183L	3/8" x 1/4"	1.00	0.81	0.06	2.82
28-183	3/8" x 1/4"	1.16	0.87	0.12	4.23
28-180*	1/2" x 1/8"	1.19	0.93	0.15	14.52
28-184L	1/2" x 1/4"	1.11	1.00	0.10	6.15
28-184	1/2" x 1/4"	1.28	1.06	0.20	8.26
28-185L	1/2" x 3/8"	1.19	0.93	0.10	5.55
28-185	1/2" x 3/8"	1.38	1.06	0.20	10.35
28-188*	3/4" x 3/8"	1.32	1.37	0.20	24.45
28-189*	3/4" x 1/2"	1.19	1.18	0.14	10.54

*Not to SAE specs

377 3300 208P 108 119B 119AH

UNION



Part #	Thread size NPTF	A	Hex	Approx. Wt. Lbs.	List Price
28-067	1/8"	1.25	0.94	0.13	23.91
28-068	1/4"	1.31	1.06	0.18	21.86
28-069	3/8"	1.75	1.25	0.33	44.46
28-070	1/2"	1.79	1.56	0.50	31.87

3250 212P 104A 104B

CAP

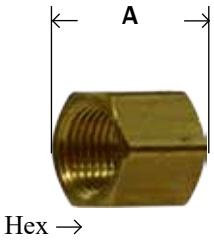

Part #	Thread size NPTF	A	Hex	Approx. Wt. Lbs.	List Price
28-075	1/8"	0.47	0.56	0.03	1.05
28-076	1/4"	0.60	0.68	0.04	1.92
28-077	3/8"	0.69	0.81	0.06	2.77
28-078	1/2"	0.78	0.93	0.08	4.20
28-079	3/4"	0.94	1.25	0.16	9.06
28-080	1"	1.13	1.50	0.23	12.83

3129 213P 23129 108A 108B

90⁰ STREET ELBOW

SAE# 130239

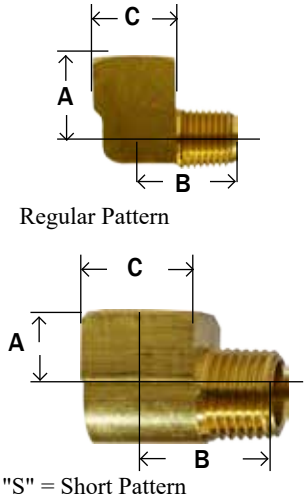

Part #	Thread size NPTF	A	B	C	Approx. Wt. Lbs.	List Price
28-156	1/8"	0.48	0.66	0.56	0.05	2.31
28-156S	1/8" short	0.34	0.57	0.50	0.03	1.53
28-157	1/4"	0.72	0.91	0.68	0.09	4.11
28-157S	1/4" short	0.45	0.78	0.68	0.07	2.70
28-158	3/8"	0.78	0.97	0.81	0.16	5.57
28-159	1/2"	1.03	1.25	1.00	0.33	9.78
28-160	3/4"	1.12	1.38	1.25	0.52	17.71

2202P 304 115 202 3400 116A

See hydraulic pipe fittings pg 410

FORGED 90° STREET ELBOW

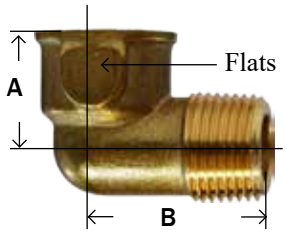

Part #	Thread size NPTF	A	B	Wrench Flats	Approx. Wt. Lbs.	List Price
28-165	1/8”	0.61	0.85	0.62	0.06	3.67
28-166	1/4”	0.50	0.86	0.72	0.08	3.46
28-167	3/8”	0.70	1.00	0.88	0.10	5.35
28-168	1/2”	0.96	1.43	1.00	0.20	8.02
28-169	3/4”	0.90	1.40	1.25	0.25	12.72

5E8 1202P 116AF 116B

FORGED REDUCING 90° STREET ELBOW

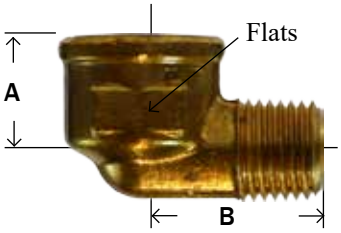

Part #	Thread size NPTF FxM	A	B	Wrench flats	Approx. Wt. Lbs.	List Price
28-260	1/8” x 1/4”	0.50	0.87	0.71	0.08	5.15
28-261B*	1/4” x 1/8”	0.53	0.72	0.69	0.07	3.61
28-261	1/4” x 1/8”	0.50	0.81	0.72	0.06	5.16
28-262	1/4” x 3/8”	0.93	1.06	0.59	0.12	6.47
28-263	3/8” x 1/4”	0.58	0.94	0.81	0.07	8.60
28-264	3/8” x 1/2”	0.97	1.36	1.00	0.28	13.58
28-265	1/2” x 3/8”	0.96	1.37	1.00	0.22	14.98

*Barstock

HEX BUSHING

SAE# 130140

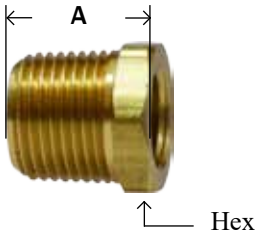

Part #	Thread size NPTF MxF	A	Hex	Approx. Wt. Lbs.	List Price
28-102L	1/4” x 1/8”	0.62	0.56	0.02	0.74
28-102	1/4” x 1/8”	0.75	0.56	0.04	1.18
28-103	3/8” x 1/8”	0.75	0.68	0.05	1.83
28-104L	3/8” x 1/4”	0.69	0.68	0.03	1.31
28-104	3/8” x 1/4”	0.75	0.75	0.05	2.17
28-105L	1/2” x 1/8”	0.81	0.81	0.08	3.05
28-105	1/2” x 1/8”	1.00	0.87	0.10	3.93
28-106L	1/2” x 1/4”	0.81	0.81	0.08	2.54
28-106	1/2” x 1/4”	1.00	0.87	0.11	3.62
28-107L	1/2” x 3/8”	0.81	0.81	0.05	1.84
28-107	1/2” x 3/8”	1.00	0.87	0.10	2.69
28-108	3/4” x 1/8”	0.94	1.06	0.20	11.16
28-109L	3/4” x 1/4”	0.94	1.06	0.18	4.55
28-110L	3/4” x 3/8”	0.94	1.06	0.15	5.35
28-111L	3/4” x 1/2”	0.94	1.06	0.11	3.90
28-111	3/4” x 1/2”	1.00	1.12	0.14	5.10
28-112	1” x 1/4”	1.15	1.37	0.32	10.69
28-113	1” x 3/8”	1.12	1.37	0.30	10.12
28-114	1” x 1/2”	1.31	1.44	0.29	9.96
28-115	1” x 3/4”	1.31	1.37	0.20	7.82

373 3220 209P 110A 110B

FACE BUSHING



Part #	Thread size NPTF MxF	A	Approx. Wt. Lbs.	List Price
28-121	1/4" x 1/8"	0.45	0.01	2.16
28-122	3/8" x 1/8"	0.50	0.03	2.58
28-116	3/8" x 1/4"	0.50	0.02	2.68
28-090	1/2" x 1/8"	0.56	0.06	5.23
28-128	1/2" x 1/4"	0.56	0.05	3.85
28-117	1/2" x 3/8"	0.56	0.03	2.33
28-129	3/4" x 1/4"	0.62	0.11	7.74
28-130	3/4" x 3/8"	0.62	0.08	7.04
28-118	3/4" x 1/2"	0.64	0.03	6.72
28-119	1" x 3/4"	0.77	0.10	12.31

SQUARE HEAD PLUG
1/8 - 1/2 Solid

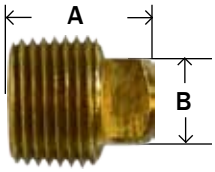

Part #	Thread size NPTF	A	B	Approx. Wt. Lbs.	List Price
28-084	1/8"	0.58	0.27	0.02	0.82
28-085	1/4"	0.80	0.37	0.03	1.21
28-086	3/8"	0.80	0.43	0.06	2.03
28-087	1/2"	1.07	0.55	0.13	3.30
28-088**	3/4"	1.09	0.61	0.20	5.19
28-089**	1"	1.24	0.81	0.35	12.10

** Cored

3151 211P 109A 109B

COUNTERSUNK HEX PLUG
3/4" taper thread

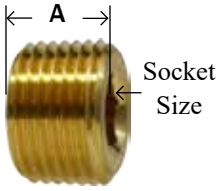

Part #	Thread size NPTF	A	Socket size	Approx. Wt. Lbs.	List Price
28-092	1/16"	0.30	0.12	0.01	1.16
28-093	1/8"	0.30	0.18	0.01	0.93
28-094	1/4"	0.45	0.26	0.02	1.01
28-095	3/8"	0.45	0.31	0.03	1.29
28-096	1/2"	0.61	0.39	0.05	2.52
28-097	3/4"	0.62	0.56	0.10	4.63

3153 219P 109CS 118

SLOTTED-HEAD PLUG



Part #	Thread size NPTF	A	Approx. Wt. Lbs.	List Price
28-174	1/8"	0.31	0.01	1.03
28-175	1/4"	0.42	0.02	1.28
28-176	3/8"	0.45	0.05	3.13

220P 3150 117A 117B

CORED HEX PLUGS

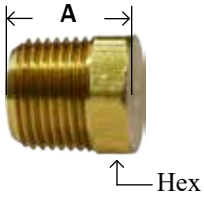

Part #	Thread size NPTF	A	Hex	Approx. Wt. Lbs.	List Price
28-201	1/8"	0.55	0.43	0.01	0.82
28-202	1/4"	0.62	0.56	0.02	1.16
28-203	3/8"	0.72	0.68	0.06	1.63
28-204	1/2"	0.81	0.87	0.09	3.04
28-205	3/4"	0.94	1.06	0.16	4.28
28-206	1"	1.16	1.37	0.28	14.36

218P 3152 121A 103 121B PPH 218P

SOLID HEX HEAD PLUGS



Part #	Thread size NPTF	A	Hex	Approx. Wt. Lbs.	List Price
28-201S	1/8’	0.55	0.43	0.02	1.60
28-202S	1/4”	0.75	0.56	0.05	1.83
28-203S	3/8”	0.66	0.68	0.07	3.60
28-204S	1/2”	0.81	0.87	0.12	3.74
28-205S	3/4”	0.92	1.06	0.24	6.82
28-206S	1”	1.00	1.31	0.38	19.01

121AS

LOCKNUT

- **Jam Nuts**
- **Straight pipe thread**



Part #	Thread size NPSL	Hex	Thickness	Approx. Wt. Lbs.	List Price
28-123	1/8”	0.68	0.19	0.02	0.99
28-124	1/4”	0.87	0.25	0.04	1.39
28-125	3/8”	1.00	0.31	0.04	1.62
28-126	1/2”	1.125	0.25	0.04	2.18

210P 21102 111A 111B

CLOSE NIPPLE



Part #	Thread size NPTF	A	Approx. Wt. Lbs.	List Price
28-131	1/8”	0.75	0.01	0.60
28-132	1/4”	0.88	0.02	1.12
28-133	3/8”	1.00	0.05	1.90
28-134	1/2”	1.12	0.06	2.31
28-135	3/4”	1.31	0.11	4.31

165 215PN 3326 112A 112B

LONG NIPPLE



Part #	Thread size NPTF	A Length	Approx. Wt. Lbs.	List Price
28-140	1/8”	1.50	0.03	1.50
28-141	1/8”	2.00	0.04	1.60
28-142	1/8”	2.50	0.06	2.82
28-143	1/8”	3.00	0.06	3.09
28-475	1/8"	3.50	0.07	6.31
28-144	1/4”	1.50	0.03	2.15
28-145	1/4”	2.00	0.05	2.29
28-146	1/4”	2.50	0.08	4.10
28-147	1/4”	3.00	0.10	5.26
28-481	1/4"	3.50	0.12	8.79
28-148	3/8”	1.50	0.06	2.66
28-149	3/8”	2.00	0.10	3.84
28-150	3/8”	2.50	0.10	5.20
28-151	3/8”	3.00	0.13	5.23
28-487	3/8"	3.50	0.17	13.26
28-152	1/2”	1.50	0.08	2.85
28-153	1/2”	2.00	0.12	4.40
28-154	1/2”	2.50	0.16	6.20
28-155	1/2”	3.00	0.20	8.17
28-493	1/2"	3.50	0.24	8.79
28-136	3/4"	1.50	0.12	8.99
28-497	3/4"	2.00	0.18	12.68
28-498	3/4"	2.50	0.23	16.21
28-499	3/4"	3.00	0.28	21.37

• NOTE: For longer lengths and larger diameters, see our red brass nipples section, pg. 212-218



113B 113A 166 3327, 3328, 3329, 3330 3331 215PNL

HEX NIPPLE

SAE# 130137



Part #	Thread size NPTF	A	Hex	Approx. Wt. Lbs.	List Price
28-211L	1/8”	0.91	0.43	0.02	1.04
28-211	1/8”	0.97	0.43	0.03	1.04
28-212L	1/4”	1.12	0.56	0.04	1.33
28-212	1/4”	1.38	0.56	0.06	1.77
28-213L	3/8”	1.25	0.68	0.07	2.05
28-213	3/8”	1.41	0.68	0.07	2.81
28-214L	1/2”	1.50	0.87	0.11	3.55
28-214	1/2”	1.81	0.87	0.17	4.33
28-215L	3/4"	1.55	1.07	0.17	9.12
28-215	3/4”	1.96	1.13	0.23	8.28
28-216L	1"	1.75	1.39	0.22	12.00
28-216	1”	2.30	1.37	0.43	13.57

216P 3325 379 122AH 122B

REDUCING HEX NIPPLE

SAE# 130137



Part #	Thread size NPTF	A	Hex	Approx. Wt. Lbs.	List Price
28-220L	1/4” x 1/8”	1.00	0.56	0.04	1.37
28-220	1/4” x 1/8”	1.19	0.56	0.04	1.77
28-221L	3/8” x 1/8”	1.11	0.68	0.06	3.27
28-221	3/8” x 1/8”	1.22	0.68	0.07	3.01
28-222L	3/8” x 1/4”	1.19	0.68	0.06	1.89
28-222	3/8” x 1/4”	1.41	0.68	0.07	2.62
28-223L	1/2” x 1/4”	1.34	0.87	0.09	3.38
28-223	1/2” x 1/4”	1.62	0.87	0.12	3.75
28-224L	1/2” x 3/8”	1.41	0.87	0.11	3.97
28-224	1/2” x 3/8”	1.62	0.87	0.12	4.66
28-225	3/4” x 1/2”	1.50	1.06	0.15	6.12



See page 410 for steel hydraulic pipe adapters

216P 3325 379 122AH 122B

45° STREET ELBOW

SAE# 130339

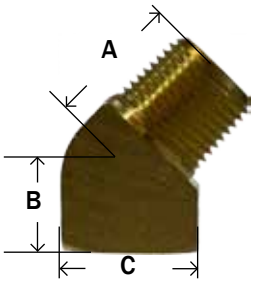

Part #	Thread size NPTF	B	A	C	Approx. Wt. Lbs.	List Price
28-230	1/8”	0.38	0.50	0.56	0.03	2.69
28-231	1/4”	0.56	0.72	0.68	0.09	3.60
28-232	3/8”	0.56	0.78	0.81	0.12	6.15
28-233	1/2”	0.75	1.00	1.00	0.20	9.55
28-234	3/4”	0.75	1.06	1.25	0.34	31.26

306 3350 2214P 224

45⁰ FORGED STREET ELBOW

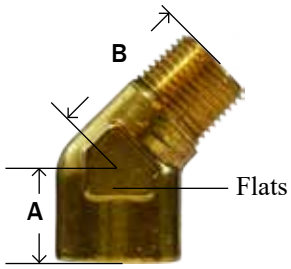

Part #	Thread size NPTF	A	B	Wrench flats	Approx. Wt. Lbs.	List Price
28-238	1/8”	0.63	0.81	0.56	0.05	5.44
28-239	1/4”	0.63	1.06	0.81	0.11	6.91
28-240	3/8”	0.72	1.06	0.93	0.17	9.85

45E8 124B

STREET TEE/ SERVICE TEE/ MALE RUN TEE

SAE# 130424

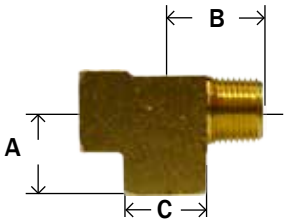

Part #	Thread size NPTF	A	B	C	Approx. Wt. Lbs.	List Price
28-245	1/8”	0.55	0.66	0.56	0.08	3.39
28-246	1/4”	0.78	0.91	0.68	0.17	6.43
28-247	3/8”	0.84	0.97	0.81	0.22	7.20
28-248	1/2”	1.09	1.25	1.00	0.40	13.10
28-249	3/4”	1.16	1.39	1.25	0.60	21.03

225 2225P 3750 326 225 127A

FORGED STREET TEE

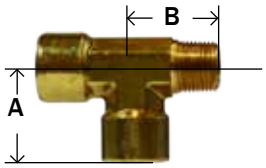

Part #	Thread size NPTF	A	B	Body Width	Approx. Wt. Lbs.	List Price
28-253	1/8”	0.56	0.75	0.50	0.05	5.21
28-254	1/4”	1.03	1.00	0.46	0.13	5.78
28-255	3/8”	1.19	1.09	0.68	0.24	7.46
28-256	1/2”	1.52	1.40	0.88	0.45	22.59
28-257	3/4”	1.34	1.73	1.25	0.65	54.76

107 T8 127B

EXTENDER ADAPTER

SAE# 130139



Part #	Thread size NPTF FxM	A	Hex	Approx. Wt. Lbs.	List Price
28-190L	1/8” x 1/8”	0.83	0.50	0.03	1.63
28-190	1/8” x 1/8”	0.88	0.56	0.04	1.33
28-191L	1/4” x 1/8”	0.94	0.62	0.04	1.38
28-191	1/4” x 1/8”	1.06	0.75	0.07	3.22
28-192L	1/4” x 1/4”	1.00	0.62	0.04	1.52
28-192	1/4” x 1/4”	1.25	0.75	0.07	3.14
28-198	3/8” x 1/8”	1.00	0.81	0.06	4.15
28-193L	3/8” x 1/4”	1.12	0.81	0.08	2.56
28-193	3/8” x 1/4”	1.25	0.87	0.09	4.16
28-194L	3/8” x 3/8”	1.24	0.81	0.10	3.41
28-194	3/8” x 3/8”	1.25	0.87	0.11	3.84
28-197	1/2" x 1/8"				11.38
28-199	1/2” x 1/4”	1.46	1.06	0.08	5.60
28-195L	1/2” x 3/8”	1.19	0.93	0.09	4.94
28-195	1/2” x 3/8”	1.47	1.06	0.18	7.20
28-196L	1/2" x 1/2"	1.25	0.94	0.10	5.00
28-196	1/2” x 1/2”	1.66	1.06	0.12	6.88
28-207	3/4” x 3/8”	1.59	1.25	0.26	15.50
28-208	3/4” x 1/2”	1.69	1.37	0.14	15.76
28-208L	3/4” x 1/2”	1.22	1.25	0.13	14.76
28-209	3/4” x 3/4”	1.69	1.37	0.34	20.15

375 222P 3200 R1 120AH 120B

PIPE SWIVEL ADAPTER

*300 PSI all sizes

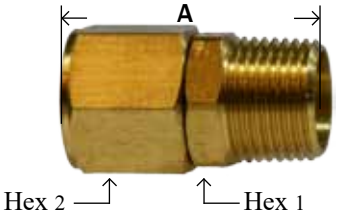

Part #	Thread size NPTF FxM	A	Hex 1	Hex 2	Approx. Wt. Lbs.	List Price
28-424	1/8"	1.10	0.43	0.50	0.05	4.81
28-425	1/4”	1.34	0.56	0.62	0.06	10.81
28-426	3/8”	1.36	0.68	0.75	0.08	23.69
28-427	1/2"	1.87	0.87	0.95	0.10	32.20

Male NPT x Female NPT

- 360° Turning
- Swivels



Part #	Size	List Price
320-061	1/4	12.14

344R 3183

FORGED 90° MALE ELBOW

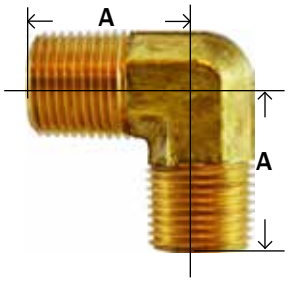

Part #	Thread size NPTF	A	Body Width	Approx. Wt. Lbs.	List Price
28-266	1/8”	0.79	0.38	0.04	3.40
28-267	1/4”	0.87	0.45	0.06	3.40
28-268	3/8”	1.06	0.59	0.12	6.54
28-269	1/2”	1.38	0.78	0.21	9.09

LE5 3455 116AMF

FORGED 90° MALE REDUCING ELBOW

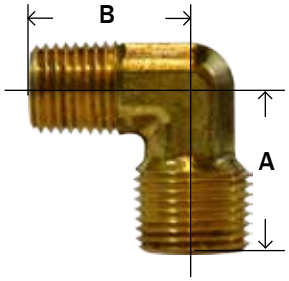

Part #	Thread size NPTF	A	B	Body Width	Approx. Wt. Lbs.	List Price
28-274	1/4”x 1/8”	0.88	0.78	0.47	0.06	4.89
28-275	3/8” x 1/4”	0.90	0.90	0.46	0.06	5.02
28-276	1/2” x 3/8”	1.12	1.00	0.59	0.12	9.00

MALE BRANCH TEE

SAE# 130425

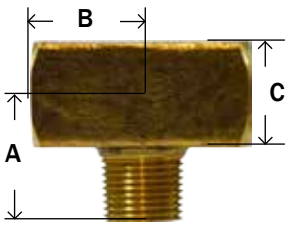

Part #	Thread size NPTF	A	B	C	Approx. Wt. Lbs.	List Price
28-281	1/8”	0.66	0.55	0.56	0.08	3.50
28-282	1/4”	0.91	0.78	0.68	0.15	6.37
28-283	3/8”	0.97	0.84	0.81	0.22	8.39
28-284	1/2”	1.25	1.09	1.00	0.40	19.26
28-285	3/4”	1.38	1.16	1.25	0.62	23.47

T9 X106 23601 3600 2224P 226 329 128

FORGED MALE BRANCH TEE

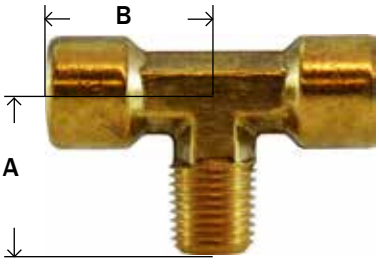

Part #	Thread size NPTF	A	B	Body Width	Approx. Wt. Lbs.	List Price
28-281F	1/8”	0.75	0.56	0.50	0.06	4.77
28-282F	1/4”	1.00	1.03	0.46	0.12	7.80

T9

The foolish man seeks happiness in the distance; the wise grows it under his feet.- *James Oppenheim*

FORGED ALL MALE TEE

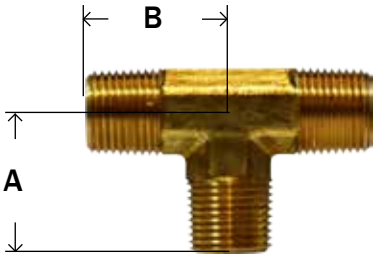

Part #	Thread size NPTF	A	B	Body Width	Approx. Wt. Lbs.	List Price
28-290	1/8”	0.75	0.75	0.43	0.06	5.24
28-291	1/4”	0.86	0.86	0.43	0.08	5.13
28-292	3/8”	1.09	1.09	0.60	0.16	8.56
28-293	1/2”	1.22	1.22	0.68	0.22	10.25
28-294	3/4”	1.43	1.43	0.87	0.38	33.05

T12 M101

LONG STREET ELLS

D.O.T. Approved

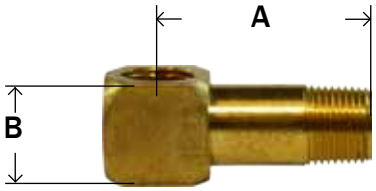

Part #	Thread size NPTF	A	B	Approx. Wt. Lbs.	List Price
28-440	1/8”	1-3/16”	0.50	0.06	10.30
28-441	1/8”	1-7/16”	0.50	0.06	5.37
28-442	1/8”	1-11/16”	0.50	0.06	8.51
28-443	1/8”	1-7/8”	0.50	0.16	14.95
28-328	1/4”	1-3/16”	0.75	0.12	17.29
28-329	1/4”	1-7/16”	0.75	0.14	14.08
28-330	1/4”	1-11/16”	0.75	0.15	14.05
28-331	1/4"	1-7/8"	0.62	0.09	13.30
28-332	1/4”	2-1/4”	0.75	0.17	19.15
28-333	3/8”	1-3/4”	0.87	0.22	21.93

LONG EXTENSION ADAPTERS

D.O.T. Approved



Part #	Thread size NPTF	A	Hex	Approx. Wt. Lbs.	List Price
28-335	1/8”	1-1/4”	0.50	0.04	11.33
28-336	1/8”	1-3/4”	0.50	0.05	12.33
28-337	1/8”	3”	0.50	0.09	22.22
28-338	1/4”	1-9/16”	0.62	0.07	6.80
28-339	1/4”	1-13/16”	0.62	0.08	8.66
28-340	1/4”	2-1/16”	0.62	0.10	8.04

PIPE WYE FIP x MIP



28-295



28-296

Part #	Thread Size NPT	A	Approx. Wt. Lbs.	List Price
28-295	1/4"	1.56	.15	7.00
28-296	1/4 N/P	1.4	.12	5.76

PIPE WYE FIP x FIP - NICKEL PLATED



Part #	Thread Size NPT	A	Approx. Wt. Lbs.	List Price
28-298	1/4	1.4	.12	5.76

BULKHEAD / ANCHOR / FRAME COUPLINGS

FEMALE PIPE X FEMALE PIPE

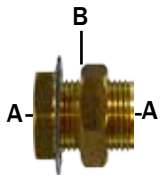

Part #	Terminal Bolts/ Frame A	B	Hole Size	Length (in.)	List Price
28-299	1/8-27 NPTF	5/8-18 UNS	5/8	0.96	19.66
28-300	1/8-27 NPTF	5/8-18 UNS	5/8	1-1/2	7.72
28-301	1/4-18 NPTF	3/4-16 UNS	3/4	15/16	7.39
28-302	1/4-18 NPTF	3/4-16 UNS	3/4	1-1/2	8.32
28-315*	1/4-18 NPTF	3/4-16 UNS	3/4	1-1/2	9.81
28-303	3/8-18 NPTF	1-14 UNS	1	1-5/16	10.92
28-304	1/2-14 NPTF	1-1/8-14 UNS	1-1/8	1-1/2	13.70
28-311	3/4-14 NPTF	1-5/16-12	1-5/16	1-1/2	95.55
28-316**	1-11/1/2	1-5/8-14	1-5/8	1.68	256.49

* Same as 28-302 except with a larger mounting nut. **Without washer



FEMALE PIPE X MALE PIPE

	A	B	C		
28-317	1/4-18 NPTF	1-14 UNS	1/2-14 NPTF	2-1/8	29.43
28-318	3/8-18 NPTF	1-14 UNS	1/2-14 NPTF	1-11/16	15.46
28-319	3/8-18 NPTF	1-14 UNS	1/2-14 NPTF	1-29/32	15.40



FEMALE PIPE X MALE PIPE

28-313	1/4-18 NPTF	1-14 UNS	1/2-14 NPTF	2-7/8	29.14

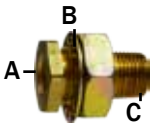

FEMALE PIPE X MALE PIPE

28-346	3/8-18 NPTF	1-14 UNS	1/2-14 NPTF	1-7/8	19.27
28-347	1/2-14 NPTF	1-14 UNS	1/2-14 NPTF	2-3/8	26.86



TUBE X FEMALE PIPE

28-321	1/2-O.D. Tube	7/8-20 UNCF	3/8-18 NPTF	1-5/16	13.34
28-322	3/8-O.D. Tube	7/8-20 UNCF	3/8-18 NPTF	1-3/8	12.70



FEMALE PIPE X CLAMPING STUD ELBOW

28-348	3/8-18 NPTF	7/8-20 UNEF	3/8-18 NPTF	2-5/16	25.90

BRASS MARINE BULKHEAD



46-540	5/16 Hose ID	----	----	2.37	22.10
46-541	3/8 Hose ID	----	----	2.37	22.98

CROSSOVER NUMBERS

28-300	207x2	129A-A	50004	55207								1495B-A	ACBH207-2	207ACBH-2					
28-301	207X4	129AS-B		55611		S611	114-44	1345	382-44S	392C-94			ACBHS207-4						
28-302	207X4	129A-B	50005	55661			114B-44	1344	382-44L		035081		ACBH207-4	207ACBH-4			11306		90648
28-303	207X6	129A-C	50006	55607		S661/S607	114-66	1346	382-66		035087		ACBH207-6	207ACBH-6			11307	17709	
28-304	207X8	129A-D	50007	55807		S807	114-88	1351					ACBH207-8	207ACBH-8					
28-317				55615		S615	117-84												
28-318				55620		S620			381-86S						11304				
28-319			50001				115-86				035079	1496-DC							
28-313			50010	55600		S664	115-88	1342	380-84	5730	035021				11300	55X6			
28-346			50013	55613		S613													
28-347			50012	55629		S629					035039								
28-321					391-86/1347	S608													
28-322					391-66	S609													
28-348				55616															

STEEL BULKHEAD FITTINGS

Part #	Terminal Bolts/ Frame A	B	C	Length (in.)	List
28-306	1/4-18 NPTF	3/4 - 16 UNS		0.94	10.70
28-307	1/4-18 NPTF	3/4 - 16 UNS		1.50	10.95
28-308	3/8-18 NPTF	1 - 14 UNS		1.31	12.54

FEMALE PIPE X MALE PIPE

28-309	1/4-18 NPTF	3/4 - 16 UNS	1/2-14 NPTF	2.16	21.49
28-310	1/4-18 NPTF	3/4 - 16 UNS	1/2-14 NPTF	2.53	38.59
28-345*	1/4-18 NPTF	3/4 - 16 UNS	1/2-14 NPTF	2-5/32	20.78
28-324	3/8-18NPTF	1-14 UNS	1/2-14 NPTF	1-11/16	26.22

* Steel

FEMALE PIPE X MALE PIPE

28-325	1/4-18 NPTF	3/4 - 16 UNS	1/2-14 NPTF	1-11/16	22.45

28-312	1/4-18 NPTF	1-14 UNS	1/2-14 NPTF	2.94	26.50
28-320	1/4-18 NPTF	1-14 UNS	1/2-14 NPTF	3-15/16	41.46

STAINLESS STEEL BULKHEAD FITTINGS

- Temperature range: -20F°- 360F°
- Working pressure: 1450 - 2175PSI

NEW

BULKHEAD FITTINGS - STAINLESS STEEL 316L NPT (1/8-1/2")



Part #	Size	Hole Size	Hex	Length	List Price
28300SS	1/8"	0.701	0.866	0.748	29.21
28301SS	3/4"	0.858	1.063	0.748	34.34
28303SS	3/8"	1.055	1.260	1.102	48.40
28304SS	1/2"	1.173	1.417	1.378	62.48

NEW

BULKHEAD FITTINGS - STAINLESS STEEL 316 NPT (3/4-2")



Part #	Size	Hole Size	Hex	Length	List Price
63214	3/4"	1-5/8"	2-15/32"	1-13/16"	118.30
63215	1"	2-1/4"	3-1/16"	2-7/8"	259.00
63216	1-1/4"	2-1/4"	3-1/16"	2-3/8"	224.00
63217	1-1/2"	3"	4-1/4"	2-5/8"	339.50
63218	2"	3"	4-1/4"	2-5/8"	327.74

It is not how much we have, but how much we enjoy, that makes happiness. – Charles H. Spurgeon

HOSE BARB FITTINGS



• Temperature and Working Pressure Ranges
From -40^{0}F to + 160^{0}F at 150 PSI maximum.

• Tolerance
+/- .02 on all dimensions. Dimension Data can change without notice. Please call us when dimensions are critical.

Note: These fittings are intended for use with hose clamp, similar type clamp or a crimped ferrule.

• Assembly Instructions

1- Cut hose cleanly and squarely to length.
2- Slide clamp on hose.
3- Lubricate hose. Push hose on fitting until hose bottoms against stop ring or hex.
4- Position hose clamp as shown below and secure with a screwdriver or wrench. Maintain "A" dimension noted below for proper clamp positioning.

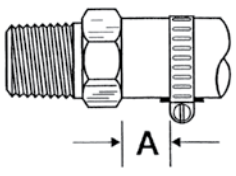



• For Lead Free AB1953 Compliant Fittings
see pages 157-158
Other Barbs available



See page 292-295 for plastic hose barb fittings



See page 27-28 for stainless steel hose barbs



See page 307 for King Nipples



Stainless Steel hose barbs for beverage service available -
See beverage fitting section, pg. 28

Hose Size	A
3/16"	1/4"
1/4"	1/4"
5/16"	1/4"
3/8"	1/8"
1/2"	1/8"
5/8"	1/8"
3/4"	1/8"

Actual Profile of Hose Barbs

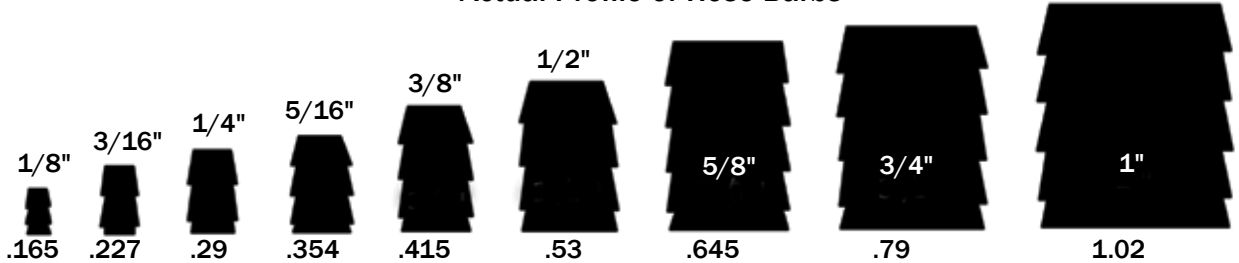

RIGID MALE ADAPTER

• These are not Lead Free

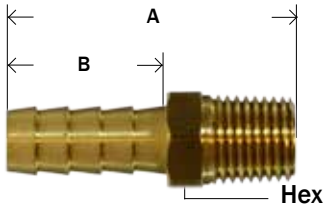

Part #	Hose I.D. x Male NPTF	A	B	Hex	Approx. Wt. Lbs.	List Price
32-001 *	1/8” x 1/8”	1.19	0.69	0.43	0.02	1.04
32-027	1/8” x 1/4”	1.16	0.46	0.56	0.02	1.43
32-002 *	3/16” x 1/8”	1.19	0.75	0.43	0.02	0.99
32-003 *	3/16” x 1/4”	1.37	0.69	0.56	0.04	1.70
32-301	1/4” x 1/16”	1.44	0.88	0.43	0.02	3.10
32-004 *	1/4” x 1/8”	1.47	0.97	0.43	0.02	1.25
32-005 *	1/4” x 1/4”	1.72	0.97	0.56	0.04	1.39
32-006 *	1/4” x 3/8”	1.72	0.97	0.68	0.05	2.08
32-007	1/4” x 1/2”	1.72	0.81	0.87	0.10	3.66
32-008 *	5/16” x 1/8”	1.47	0.97	0.43	0.02	1.17
32-009 *	5/16” x 1/4”	1.72	0.97	0.56	0.04	1.63
32-010 *	5/16” x 3/8”	1.76	0.97	0.68	0.06	2.17
32-390	5/16” x 1/2”	1.88	0.95	0.87	0.10	4.10
32-011 *	3/8” x 1/8”	1.53	0.97	0.56	0.03	1.52
32-012 *	3/8” x 1/4”	1.75	0.97	0.56	0.05	1.41
32-013 *	3/8” x 3/8”	1.72	0.96	0.68	0.06	1.97
32-014 *	3/8” x 1/2”	1.87	0.97	0.87	0.09	3.57
32-026 *	3/8” x 3/4”	1.97	0.97	1.06	0.16	4.78
32-302	1/2” x 1/8”	1.57	0.95	0.56	0.06	3.95
32-015 *	1/2” x 1/4”	1.72	0.97	0.56	0.04	2.04
32-016 *	1/2” x 3/8”	1.76	0.97	0.68	0.07	2.46
32-017 *	1/2” x 1/2”	1.87	0.96	0.87	0.11	3.14
32-018 *	1/2” x 3/4”	1.94	0.97	1.06	0.16	5.14
32-303	1/2” x 1”	2.31	0.99	1.37	0.33	14.75
32-304	5/8” x 1/4”	1.67	0.92	0.68	0.06	4.83
32-019 *	5/8” x 3/8”	1.76	0.97	0.68	0.08	2.72
32-020 *	5/8” x 1/2”	1.87	0.96	0.87	0.11	3.38
32-021 *	5/8” x 3/4”	1.87	0.96	1.06	0.14	4.69
32-305	5/8” x 1”	2.31	0.96	1.37	0.36	17.68
32-306	3/4” x 3/8”	1.65	0.87	0.81	0.12	5.93
32-022 *	3/4” x 1/2”	1.87	0.96	0.87	0.14	4.69
32-023 *	3/4” x 3/4”	1.87	0.96	1.06	0.15	5.66
32-316	3/4” x 1”	2.55	1.15	1.37	0.38	13.06
32-307	1” x 1/2”	1.80	0.87	1.06	0.18	7.90
32-024 *	1” x 3/4”	2.19	1.19	1.06	0.32	7.05
32-025 *	1” x 1”	2.48	1.19	1.37	0.39	12.25
32-029	1-1/4" x 3/4"	2.37	1.19	1.37	0.35	16.56
32-028	1-1/4” x 1”	2.55	1.19	1.37	0.46	15.74

4244 PGH 101 102 201A 125HBL 105B-1 KF-PS MPB

See blanket order program for more sizes.



* See page 27 for stainless steel.



See page 28 for beverage #303 stainless fittings

BRASS RIGID MALE BSPT BARB ADAPTER



Part #	Hose I.D. x MALE BSPT	List Price
32-450	1/4" x 1/8"	1.47
32-451	1/4" x 1/4"	2.10
32-452	3/8" x 1/4"	2.43
32-453	3/8" x 3/8"	6.15
32-454	3/8" x 1/2"	4.12
32-455	1/2" x 3/8"	3.17
32-456	1/2" x 1/2"	4.57
32-457	3/4" x 3/4"	7.90
32-458	1" x 1"	14.66

SWIVEL MALE ADAPTER

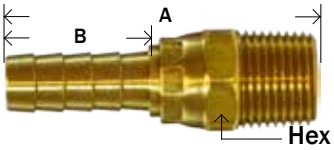

Rotation 360°

Part #	Hose I.D. x Male NPTF	A	B	Hex	Approx. Wt. Lbs.	List Price
32-329	3/16" x 1/8"	2.00	0.78	0.56	0.06	6.16
32-331	3/16" x 1/4"	1.95	0.78	0.56	0.06	6.04
32-332	1/4" x 1/8"	2.19	0.97	0.56	0.06	5.83
32-349	1/4" x 1/4"	2.12	0.97	0.56	0.06	5.26
32-351	3/8" x 1/8"	2.12	0.97	0.56	0.07	6.06
32-201	3/8” x 1/4”	2.12	0.97	0.56	0.07	4.26
32-360	3/8" x 3/8"	2.12	0.97	0.69	0.08	6.47
32-355	1/2” x 3/8”	2.12	0.97	0.68	0.10	6.81
32-356	1/2” x 1/2”	2.33	0.97	0.87	0.14	9.44
32-357	3/4” x 3/4”	2.33	0.97	1.06	0.20	11.11
32-386	1" x 1"	2.88	1.19	1.38	0.40	72.18

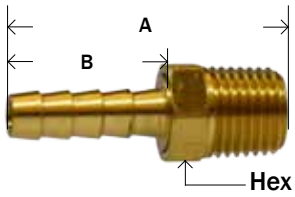

SMS 103

Part #	Hose I.D. x Male NPTF	A	B	Hex	Approx. Wt. Lbs.	List Price
32-200	1/4” x 1/4”	1.65	.89	0.56	0.04	4.16
32-202	3/8” x 3/8”	1.75	1.00	0.68	0.08	5.66

MENDER/ SPLICER



Part #	Hose I.D. x Hose I.D.	A	B	O.D.	Approx. Wt. Lbs.	List Price
32-091 *	1/8”	0.98	0.45	0.31	0.01	1.36
32-092	3/16”	1.62	0.77	0.36	0.02	1.82
32-093 *	1/4”	2.00	0.96	0.37	0.02	1.52
32-079 *	1/4" x 1/8"	1.50	0.97	0.37	0.02	3.48
32-094 *	5/16”	2.00	0.96	0.39	0.02	1.44
32-090 *	5/16" x 1/4"	2.00	0.97	0.50	0.03	2.41
32-095 *	3/8"	2.00	0.97	0.51	0.04	1.53
32-080 **	3/8" x 1/4"	2.06	0.97	0.56	0.03	4.18
32-375 *	3/8" x 5/16"	2.00	0.97	0.50	0.03	2.34
32-096 *	1/2”	2.00	0.96	0.62	0.06	2.22
32-087 *	1/2" x 3/8"	2.06	0.97	0.71	0.06	6.01
32-097	5/8”	2.05	0.96	0.75	0.08	3.00
32-088	5/8" x 3/8"	2.06	0.97	0.75	0.06	6.85
32-376	5/8" x 1/2"	2.06	0.97	0.75	0.07	6.78
32-098 *	3/4”	2.50	1.15	0.87	0.10	5.22
32-089	3/4" x 1/2"	2.28	1.19	0.87	0.10	9.43
32-379	3/4" x 5/8"	2.02	0.96	0.87	0.10	5.44
32-380	1" x 3/4"	2.58	1.19	1.12	0.18	5.94
32-099	1"	3.00	1.44	1.02	0.23	9.94



* Add SS to the end of the part number for Stainless.

** See hose splicers on page 27 for Stainless.

• See future program for many more sizes

MSB 122HBL HM 129 178 73 108

RIGID FEMALE ADAPTER

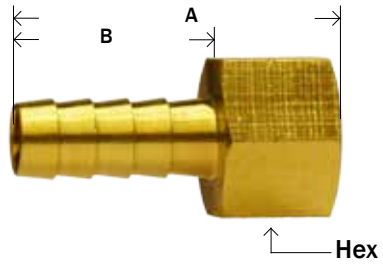

Part #	Hose I.D. x Female NPTF	A	B	Hex	Approx. Wt. Lbs.	List Price
32-050	1/8” x 1/8”	0.96	0.46	0.50	0.02	1.69
32-317	1/8” x 1/4”	1.15	0.46	0.62	0.04	5.14
32-051	3/16” x 1/8”	1.10	0.68	0.50	0.02	1.46
32-062	3/16” x 1/4”	1.44	0.75	0.62	0.04	5.85
32-052	1/4” x 1/8”	1.35	0.93	0.50	0.02	1.87
32-053	1/4” x 1/4”	1.60	0.97	0.62	0.06	1.88
32-054	1/4” x 3/8”	1.65	1.03	0.75	0.04	2.66
32-441	1/4" x 1/2"	1.66	0.97	0.93	0.08	8.17
32-055	5/16” x 1/8”	1.47	0.97	0.56	0.04	2.93
32-056	5/16” x 1/4”	1.66	0.97	0.62	0.04	2.55
32-318	5/16” x 3/8”	1.66	0.97	0.75	0.06	5.75
32-320	5/16” x 1/2”	1.67	0.96	0.93	0.08	6.50
32-057	3/8” x 1/8”	1.47	0.97	0.56	0.04	2.59
32-058	3/8” x 1/4”	1.61	0.97	0.62	0.06	2.21
32-059	3/8” x 3/8”	1.63	1.00	0.81	0.08	2.42
32-063	3/8” x 1/2”	1.72	0.94	0.93	0.12	4.35
32-442	3/8" x 3/4"	1.97	0.97	1.18	0.20	14.65
32-064	1/2” x 1/4”	1.66	0.96	0.62	0.08	2.98
32-060	1/2” x 3/8”	1.66	0.97	0.75	0.08	5.51
32-061	1/2” x 1/2”	1.76	0.96	0.93	0.12	4.39
32-443	1/2" x 3/4"	1.97	0.97	1.18	0.26	14.91
32-444	5/8" x 3/8"	1.66	0.97	0.75	0.08	6.53
32-445	5/8" x 1/2"	1.66	0.97	0.93	0.10	8.27
32-446	5/8" x 3/4"	1.97	0.97	1.18	0.21	14.80
32-447	3/4" x 1/2"	1.88	1.19	0.93	0.13	9.25
32-065	3/4” x 3/4”	2.19	1.21	1.18	0.22	7.86
32-049	1” x 3/4”	2.19	1.19	1.18	0.26	19.43
32-321	1" x 1"	2.32	1.19	1.44	0.35	25.29
32-448	1-1/4" x 1"	2.32	1.19	1.43	0.44	24.67

209A 128 29A 29F 126HB 126 FPB 105B-2 KF-RS 104 144

SWIVEL FEMALE ADAPTER NPTF



Part #	Hose I.D. x Female NPTF	A	B	Hex	Approx. Wt. Lbs.	List Price
32-470	1/4" x 1/4"	1.80	0.97	0.62	0.06	10.22
32-472	3/8" x 1/4"	1.80	0.97	0.62	0.06	10.50
32-473	3/8" x 3/8"	1.82	0.97	0.75	0.09	10.89
32-475	1/2" x 3/8"	1.82	0.97	0.75	0.09	13.04
32-476	1/2" x 1/2"	1.86	0.97	0.93	0.14	13.63

HIGH VOLUME MALE SWIVEL

- 300 PSI
- Nitrile Buna (NBR) O-Ring

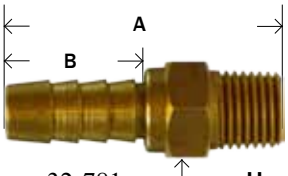

32-781

NEW



28-415

Part #	Hose I.D. x Male NPTF	A	B	Hex	Approx. Wt. Lbs.	List Price
32-781	3/8” x 1/4”	1.83	0.87	0.62	0.07	17.80
28-415	1/4" x 1/4"	1.30	0.94	0.81	0.14	35.18

4065

SWIVEL FEMALE ADAPTER - With Gasket

• NPSM Thread

National Pipe Straight Gasket Seal Swivel

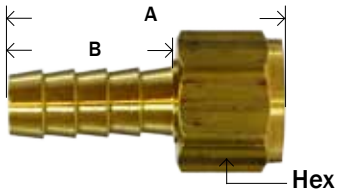

• Not recommend for water due to fiber gasket - for air service only.

Part #	Hose I.D. x Female NPSM	A	B	Hex	Approx. Wt. Lbs.	List Price
32-131	1/8" x 1/8"	0.90	0.46	0.50	0.02	7.98
32-132	3/16" x 1/8"	1.19	0.75	0.50	0.03	7.74
32-133	3/16" x 1/4"	1.28	0.75	0.62	0.04	8.56
32-120	1/4” x 1/8”	1.41	0.97	0.50	0.02	9.55
32-121	1/4” x 1/4”	1.50	0.97	0.62	0.02	3.15
32-129	1/4” x 3/8”	1.63	0.97	0.75	0.04	9.46
32-130	5/16” x 1/4”	1.50	0.97	0.62	0.04	11.89
32-122	3/8” x 1/4”	1.54	1.00	0.62	0.06	5.20
32-123	3/8” x 3/8”	1.60	0.97	0.75	0.06	9.77
32-354	3/8” x 1/2”	1.66	0.97	0.93	0.10	11.30
32-124	1/2” x 3/8”	1.60	0.97	0.75	0.08	11.84
32-125	1/2” x 1/2”	1.66	0.97	0.93	0.12	8.48
32-117	1/2” x 3/4”	1.82	1.19	1.18	0.16	12.12
32-118	5/8” x 3/4”	1.82	1.19	1.18	0.18	13.00
32-119	3/4” x 3/4”	1.82	1.19	1.18	0.14	8.46

130 126 29FSG KF-RN NPSM Gasket Seat

FORGED HOSE BARB 90° ELBOW

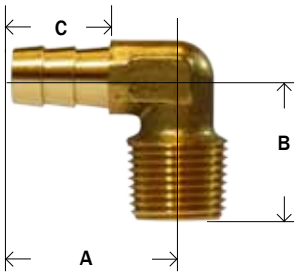



32-330
**Square Barstock Body

Part #	Hose I.D. x Male NPTF	A	B	C	Body Size	Approx. Wt. Lbs.	List Price
32-308	3/16” x 1/8”	0.95	0.70	0.66	0.37	0.02	2.94
32-391	3/16” x 1/4”	1.00	0.84	0.63	0.46	0.10	3.77
32-038 *	1/4” x 1/8”	1.01	0.81	0.71	0.47	0.06	2.52
32-039 *	1/4” x 1/4”	1.01	0.87	0.63	0.47	0.06	3.49
32-309 **	1/4” x 3/8”	1.08	0.97	0.73	0.69	0.12	4.47
32-036	5/16” x 1/8”	1.01	0.81	0.63	0.47	0.04	3.08
32-040	5/16” x 1/4”	1.01	0.87	0.63	0.47	0.06	4.06
32-310	5/16” x 3/8”	1.06	0.94	0.63	0.50	0.06	6.62
32-046 *	3/8” x 1/8”	1.01	0.81	0.63	0.47	0.06	2.74
32-041 *	3/8” x 1/4”	1.02	0.88	0.65	0.47	0.06	3.49
32-042 *	3/8” x 3/8”	1.09	0.93	0.68	0.50	0.08	4.20
32-047 *	3/8” x 1/2”	1.11	1.09	0.63	0.59	0.10	4.50
32-048	1/2” x 1/4”	1.06	1.00	0.68	0.59	0.10	4.29
32-043 *	1/2” x 3/8”	1.06	1.09	0.69	0.59	0.10	5.20
32-311 *	1/2” x 1/2”	1.31	1.19	0.87	0.56	0.12	6.47
32-044	5/8” x 3/8”	1.12	1.06	0.61	0.56	0.12	7.03
32-045	5/8” x 1/2”	1.12	1.12	0.61	0.63	0.14	6.39
32-312	5/8” x 3/4”	1.46	1.26	0.93	1.06	0.32	11.45
32-313	3/4” x 1/2”	1.31	1.28	0.87	0.85	0.22	8.75
32-314 *	3/4” x 3/4”	1.46	1.26	0.91	1.06	0.32	14.03
32-330 **	3/4” x 1”	1.57	1.64	0.90	1.34	0.64	27.06
32-315	1” x 3/4”	1.60	1.40	0.95	1.06	0.32	12.90
32-319	1" x 1"	1.69	1.64	0.98	1.30	0.43	52.77

129 HBE1 KF-PS90 HE-1 29E 146



* Add SS to the end of the part number for Stainless. See page 27.

BARSTOCK HOSE BARB 90° ELBOW

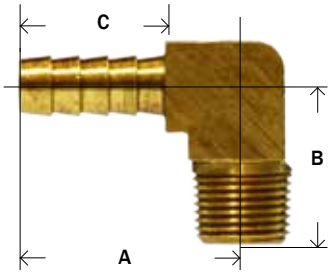

Part #	Hose I.D. x Male NPTF	A	B	C	Body Size	Approx. Wt. Lbs.	List Price
32-038B	1/4" X 1/8"	1.00	0.75	0.75	0.50	0.02	5.52
32-039B	1/4" X 1/4"	1.02	0.91	0.74	0.56	0.04	6.12
32-041B	3/8" X 1/4"	1.32	0.89	0.97	0.58	0.08	8.75
32-042B	3/8" X 3/8"	1.50	1.06	0.97	0.75	0.14	14.91
32-043B	1/2" X 3/8"	1.53	1.07	0.97	0.72	0.16	13.99

129HB

HOSE BARB TEES

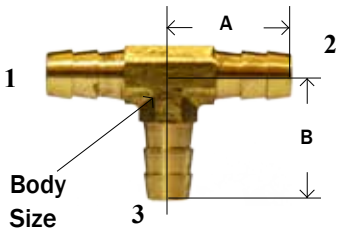



32-128

Part #	Hose Barb Size (1 & 2) x 3	A	B	Body Size	Approx. Wt. Lbs.	List Price
32-367 *	1/8"	0.84	0.83	0.25	0.02	3.99
32-368	3/16"	1.02	1.02	0.37	0.03	3.73
32-365 **	1/4"	1.00	1.00	0.44	0.06	3.37
32-350 *	(1/4") x 1/8"	0.94	0.94	0.44	0.04	8.09
32-366	5/16"	1.00	1.00	0.44	0.06	4.19
32-126 **	3/8"	1.01	1.01	0.43	0.06	4.22
32-400 *	1/2"	1.02	1.00	0.43	0.08	5.13
32-352 *	(1/2") x 3/8"	1.26	1.26	0.43	0.10	13.81
32-361	5/8"	1.26	1.26	0.75	0.16	19.55
32-363	3/4"	1.26	1.26	0.88	0.18	26.91
32-353	(3/4") x 1/2"	1.41	1.41	0.88	0.23	28.32
32-128 *	3/8"HB x 1/4" MIP	1.00	0.94	0.43	0.06	11.95

* Add SS to the end of the part number for Stainless.
** See page 27 for stainless steel.

90° HOSE BARB ELBOW

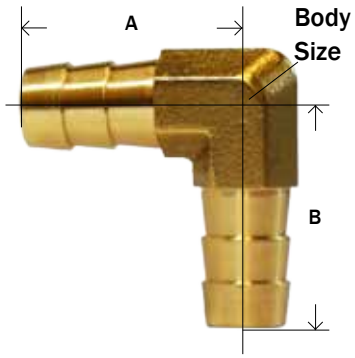

Part #	Hose I.D. x Hose I.D.	A	B	Body Size	Approx. Wt. Lbs.	List Price
32-429	1/8" x 1/8"	0.55	0.55	0.37	0.03	7.02
32-433	3/16" x 3/16"	0.90	0.90	0.37	0.03	5.90
32-412	1/4" x 1/8"	1.02	1.02	0.44	0.04	3.67
32-413 *	1/4" x 1/4"	1.01	1.01	0.44	0.04	3.87
32-425	5/16" x 5/16"	1.15	1.15	0.48	0.05	9.03
32-414	3/8" x 1/8"	1.01	1.01	0.44	0.04	5.05
32-415	3/8" x 1/4"	1.00	1.00	0.44	0.04	4.20
32-416 *	3/8" x 3/8"	1.02	1.02	0.44	0.04	6.95
32-417	3/8" x 1/2"	1.24	1.10	0.50	0.06	6.37
32-418	1/2" x 1/4"	1.24	1.08	0.50	0.06	5.57
32-419	1/2" x 3/8"	1.22	1.09	0.50	0.06	9.69
32-420 *	1/2" x 1/2"	1.24	1.24	0.50	0.06	5.83
32-434	5/8" x 5/8"	1.20	1.20	0.75	0.16	20.27
32-435	3/4" x 1/2"	1.41	1.41	0.88	0.21	21.08
32-436	3/4" x 3/4"	1.41	1.41	0.88	0.21	25.22

* Add SS to the end of the part number for Stainless.
See beverage fittings on page 28

90° FEMALE HOSE BARB ELBOW

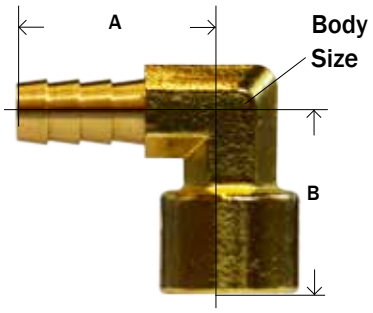

Part #	Hose I.D. x Female NPTF	A	B	Body Size	Approx. Wt. Lbs.	List Price
32-401	1/4” x 1/8”	1.01	0.82	0.47	0.06	4.88
32-402	1/4” x 1/4”	1.13	0.91	0.56	0.10	6.25
32-403	3/8” x 1/8”	1.01	0.82	0.47	0.06	5.77
32-404	3/8” x 1/4”	1.15	0.91	0.56	0.10	6.29
32-405	3/8” x 3/8”	1.15	1.11	0.68	0.14	14.02
32-406	3/8” x 1/2”	1.26	1.39	0.75	0.20	12.43
32-407	1/2” x 1/4”	1.26	0.91	0.56	0.10	7.37
32-410	1/2” x 3/8”	1.24	1.11	0.68	0.14	10.15
32-411	1/2” x 1/2”	1.37	1.39	0.75	0.20	11.55
32-409	3/4" x 3/4"	1.52	1.75	0.81	0.50	16.20

45° ELBOW

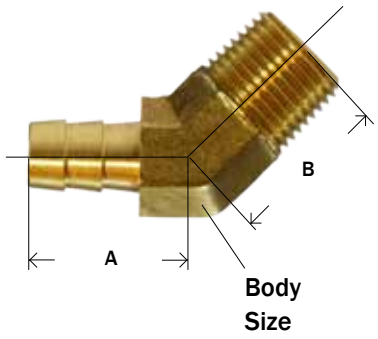

Part #	Hose I.D. x Male NPTF	A	B	Body Size	Approx. Wt. Lbs.	List Price
32-110	1/4” x 1/8”	0.91	0.62	0.53	0.04	3.88
32-109*	1/4” x 1/4”	1.00	0.62	0.57	0.06	7.94
32-111	3/8” x 1/8”	0.83	0.66	0.53	0.04	5.48
32-112	3/8” x 1/4”	0.82	0.84	0.53	0.06	4.93
32-113	3/8” x 3/8”	0.93	0.87	0.59	0.08	6.31
32-346	1/2” x 1/4”	1.00	0.84	0.59	0.08	10.06
32-114	1/2” x 3/8”	1.00	0.88	0.59	0.08	8.26
32-116	1/2" x 1/2"	1.15	0.94	0.59	0.12	13.61
32-115	5/8” x 3/8”	0.97	0.88	0.59	0.10	8.80
32-345	3/4" x 1/2"	1.15	0.94	0.81	0.13	25.37

* Barstock

140 HE145 139HB KF-PS45 13945

CROSSES



Part #	Hose ID	List Price
32-608	1/4	3.68
32-609	5/16	4.27
32-610	3/8	5.47

HOSE WYES AVAILABLE WITH EXTENDED LEAD TIME.

BALL END SWIVEL

NPSM - Ball seat type

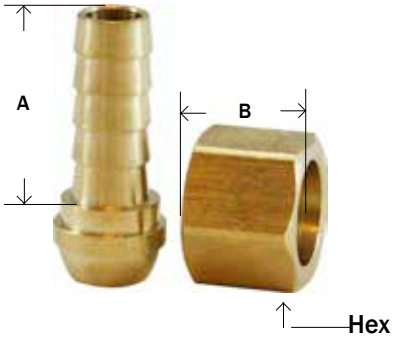

Part #	Hose I.D. x NPSM	A	B	Hex	Approx. Wt. Lbs.	List Price
32-066	1/8" x 1/8"	0.46	0.44	0.50	0.03	5.64
32-067	3/16" x 1/8"	0.75	0.44	0.50	0.03	4.45
32-068	3/16" x 1/4"	0.75	0.52	0.62	0.04	3.04
32-069	1/4" x 1/8"	0.97	0.44	0.50	0.04	2.80
32-070	1/4" x 1/4"	0.97	0.53	0.62	0.06	2.90
32-078	1/4" x 3/8"	0.97	0.63	0.75	0.06	6.32
32-071	5/16" x 1/4"	0.97	0.52	0.62	0.05	3.90
32-389	5/16" x 3/8"	0.97	0.63	0.75	0.07	8.94
32-072	3/8" x 1/4"	0.97	0.53	0.62	0.06	2.62
32-073	3/8" x 3/8"	0.97	0.59	0.75	0.08	3.14
32-074	3/8" x 1/2"	0.97	0.69	0.94	0.14	9.38
32-075	1/2" x 3/8"	0.97	0.59	0.75	0.08	3.18
32-076	1/2" x 1/2"	0.97	0.69	0.94	0.10	4.19
32-077	3/4" x 3/4"	0.97	0.70	1.12	0.14	7.30

128HBLSV 29FS 209AS 124 131

BALLSEAT MALE ADAPTER

Beveled seat



30° Seat

Part #	NPSM x Male NPTF	A	Hex	Approx. Wt. Lbs.	List Price
32-359	1/8" x 1/8"	0.94	0.43	0.03	4.78
32-034	1/4" x 1/8"	1.06	0.56	0.04	3.90
32-030	1/4" x 1/4"	1.25	0.56	0.06	3.69
32-362	3/8" x 1/4"	1.28	0.68	0.08	6.12
32-031	3/8" x 3/8"	1.30	0.68	0.08	5.15
32-392	3/8" x 1/2"	1.47	0.88	0.13	11.68
32-364	1/2" x 3/8"	1.35	0.87	0.10	8.87
32-032	1/2" x 1/2"	1.53	0.87	0.14	6.87
32-033	3/4" x 3/4"	1.53	1.06	0.20	10.45

172 134 127HB 122AS

BALLSEAT UNION



30° Seat

Part #	NPSM x NPSM	A	Hex	Approx. Wt. Lbs.	List Price
32-460	1/8"	0.79	0.43	0.02	4.45
32-461	1/4"	1.09	0.56	0.04	5.30
32-462	3/8"	1.19	0.68	0.07	8.65
32-463	1/2"	1.31	0.87	0.10	10.15

45° FLARE ADAPTER

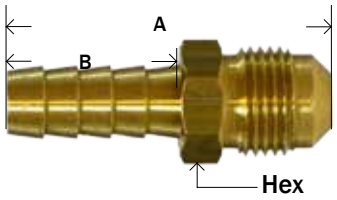

Part #	Hose I.D. x 45° Flare	Thread	A	B	Hex	Approx. Wt. Lbs.	List Price
32-322	3/16" x 1/4"	7/16-20	1.5	0.75	0.43	0.03	6.46
32-081 *	1/4" x 1/4"	7/16-20	1.72	0.97	0.43	0.03	3.62
32-082 *	1/4" x 3/8"	5/8-18	1.82	0.97	0.62	0.07	4.84
32-083	5/16" x 5/16"	1/2-20	1.75	0.97	0.50	0.08	6.24
32-084 *	3/8" x 3/8"	5/8-18	1.82	0.97	0.62	0.08	5.24
32-085	3/8" x 1/2"	3/4-16	1.97	0.97	0.75	0.10	8.44
32-086	1/2" x 1/2"	3/4-16	1.97	0.97	0.75	0.10	7.22

* Add SS to the end of the part number for Stainless.

142 201BF KF-MS KDS

Every man is the maker of his own fortune. - *Appius Claudius Caecus*

DUAL 45°/ 37° FLARE SWIVEL



CRIMP STYLE

Part #	Hose ID x Dual Seat	Thread	A	B	Hex	Approx. Wt. Lbs.	List Price
32-107	3/16” x 1/4”	7/16-20	1.34	0.75	0.56	0.04	3.53
32-107C**	3/16 X 1/4	7/16-20	1.42	0.78	0.56	0.04	3.79
32-337	1/4” x 1/4”	7/16-20	1.56	0.97	0.56	0.04	2.73
32-337C**	1/4" X 1/4"	7/16-20	1.60	0.97	0.56	0.04	2.98
32-102	1/4” x 5/16”	1/2-20	1.61	0.97	0.62	0.06	3.20
32-339	5/16” x 5/16”	1/2-20	1.60	0.97	0.62	0.06	3.97
32-340	3/8” x 1/2”	3/4-16	1.68	0.97	0.87	0.10	5.52
32-341	1/2” x 1/2”	3/4-16	1.68	0.97	0.87	0.10	4.93
32-341C**	1/2" X 1/2"	3/4-16	1.75	0.97	0.87	0.09	5.97
32-342	1/2” x 5/8”	7/8-14	1.76	0.97	1.00	0.12	7.07
32-394**	5/8" x 5/8"	7/8-14	1.83	0.97	1.00	0.14	7.57

** Swivel crimp style

KDS

FEMALE 45° FLARE SWIVEL



CRIMP STYLE

Part #	Hose I.D. x Female 45° Flare	UNF Thread	A	B	Hex	Approx. Wt. Lbs.	List Price
32-326	3/16” x 3/16”	3/8-24	1.19	0.75	0.43	0.04	7.41
30-295**	3/16" x 3/8"	5/8-18	1.82	0.90	0.75	0.04	4.26
32-101	1/4” x 1/4”	7/16-20	1.57	0.97	0.56	0.04	2.27
32-103	1/4” x 3/8”	5/8-18	1.64	0.97	0.75	0.08	2.73
32-104	5/16” x 5/16”	1/2-20	1.61	0.97	0.62	0.05	5.58
32-327	5/16” x 3/8”	5/8-18	1.67	0.97	0.75	0.08	3.98
32-105	3/8” x 3/8”	5/8-18	1.64	0.97	0.75	0.08	3.64
32-105C**	3/8" x 3/8"	5/8-18	1.71	0.97	0.75	0.07	4.55
32-106	3/8” x 1/2”	3/4-16	1.81	0.97	0.87	0.10	8.85
32-100	1/2” x 1/2”	3/4-16	1.68	0.97	0.87	0.12	4.59
32-328	3/4" x 3/4"	1-1/16-14	2.00	0.97	1.25	0.20	18.90

29SAE 209ASF 146HBLFSV KF-NS 128 FSS 146 144

** Swivel crimp style (crimped on the outside of fitting)

FEMALE 37° J.I.C. FLARE SWIVEL



CRIMP STYLE

STAINLESS STEEL



32338SS

Part #	Hose ID x Female 37° Flare	Thread	A	B	Hex	Approx. Wt. Lbs.	List Price
32-334	1/4” x 3/8”	9/16-18	1.60	0.97	0.68	0.06	4.14
32-335	5/16” x 3/8”	9/16-18	1.60	0.97	0.68	0.06	4.28
32-336	3/8” x 3/8”	9/16-18	1.60	0.97	0.68	0.10	3.76
32-336C**	3/8" X 3/8"	9/16-18	1.66	0.97	0.68	0.06	3.80
32-338*	3/4" x 3/4"	1-1/16-12	2.00	0.97	1.25	0.20	19.56
32-338SS	3/4" x 3/4"	1-1/16-12	2.00	0.97	1.25	0.24	23.94
32-338C	3/4" x 3/4"	1-1/16-12	2.13	1.19	1.25	0.20	12.29
32-397**	1" x 1"	1-5/16-12	2.31	1.19	1.50	0.33	18.14

KJS

*Available in swivel crimp style - add a "C" at the end of the part # (100 piece minimum)

** Swivel crimp style

The belief that youth is the happiest time of life is founded on a fallacy. The happiest person is the person who thinks the most interesting thoughts, and we grow happier as we grow older.

- William Lyon Phelps

REUSABLE MALE FITTINGS

NEW



Part #	Hose ID	Hose OD	Male NPTF	List Price
32-727	1/4"	1/2"	1/4"	4.83
32-728	1/4"	9/16"	1/4"	5.89
32-726	1/4"	5/8"	1/4"	5.89
32-742	3/8"	5/8"	1/4"	6.38
32-744	3/8"	11/16"	1/4"	7.33
32-725	3/8"	3/4"	1/4"	6.42
32-747	3/8"	5/8"	3/8"	7.44
32-750	3/8"	11/16"	3/8"	8.38
32-746	1/2"	7/8"	1/2"	12.66

REUSABLE FEMALE SWIVEL STEMS

NEW



Part #	Hose ID	Female NPSM	List Price
32-770	1/4"	1/4"-18	4.17
32-771	3/8"	3/8"-18	5.89

REUSABLE FEMALE SWIVELS

NEW



Part #	Hose ID	Hose OD	Female NPSM	List Price
32-772	1/4"	1/2"	1/4"	5.86
32-773	3/8"	5/8"	3/8"	8.29
32-774	3/8"	11/16"	3/8"	8.57
32-775	1/2"	7/8"	3/8"	14.00

REUSABLE FERRULES

NEW



Part #	Hose ID	Hose OD	List Price
32-749	1/4"	1/2"	1.99
32-751	1/4"	9/16"	2.95
32-752	1/4"	5/8"	2.95
32-753	3/8"	5/8"	2.95
32-754	3/8"	11/16"	3.81
32-755	3/8"	3/4"	2.99
32-756	1/2"	7/8"	5.77

REUSABLE MALE STEMS

NEW



Part #	Hose ID	Male NPT Thread	List Price
32-758	1/4"	1/4"	2.40
32-759	3/8"	1/4"	2.85
32-760	3/8"	3/8"	3.81
32-761	1/2"	1/2"	5.74

I am more and more convinced that our happiness or unhappiness depends far more on the way we meet the events of life than on the nature of those events themselves.

—Wilhelm Von Humboldt

HOSE BARB

BRASS FUEL HOSE BARBS

Typical Application: Low pressure air, fuel and oil applications. Generally used for automotive, light truck, and small engine fuel lines. Use with fuel hose SAE 30R7 & SAE 30R9.

Advantages: Easy to assemble, just push the fitting into the hose & clamp. Good selection of configurations at reasonable cost.

MALE CONNECTOR

HOSE BARB X MALE PIPE



Part #	Hose ID	MIP	Ind #	List Price
38-800	3/16	1/8	1541	2.66
38-802	1/4	1/8	1537	2.09
32-377	1/4	1/4	1581	2.18
38-806	5/16	1/8	1551	2.80
38-808	5/16	1/4	1555	2.57
38-810	3/8	1/8	1565	4.02
32-381	3/8	1/4	1564	2.57
32-382	3/8	3/8	1566	4.70
32-383	1/2	3/8		3.97
32-384	1/2	1/2		6.26
32-385	5/8	1/2	1431	7.32
32-387	3/4	1/2	1430	6.66
32-388	3/4	3/4		10.05

68HB

BUBBLE BARB MALE ADAPTER

BUBBLE X MIP

NEW



Part #	Bubble x MIP	List Price
32176	3/8 x 3/8	4.49
32177	1/2 x 1/4	4.84
32178	1/2 x 3/8	10.60
32179	1/2 x 1/2	7.44
32182	5/8 x 3/8	7.51
32183	5/8 x 1/2	8.10
32184	3/4 x 1/2	6.00
32180	3/4 x 3/4	12.20
32185	1 x 3/4	17.14
32181	1 x 1	22.00

INVERTED FLARE MALE CONNECTOR

HOSE BARB X INVERTED FLARE



Part #	Hose ID	Inv. Flare	Ind #	List Price
38-828	5/16	1/4	1598	4.01
38-830	5/16	5/16	1560	2.95
38-832	5/16	3/8	1561	6.33
38-834	3/8	5/16	1568	4.41
38-836	3/8	3/8	1570	7.59

269HB

90° MALE ELBOW

HOSE BARB X MALE PIPE



Part #	Hose ID	MIP	Ind #	List Price
38-860	1/4	1/8	1582	6.42
38-862	5/16	1/8	1556	10.80
38-864	5/16	1/4	1557	7.20
38-866	3/8	1/8	1572	11.40
38-868	3/8	1/4	1571	6.43

BUBBLE BARB



Part #	Hose ID	MIP	List Price
32-186	3/8	3/8	11.39
32-194	1/2	1/4	10.50
32-187	1/2	3/8	15.37
32-191	1/2	1/2	20.79
32-195	5/8	1/4	11.00
32-188	5/8	3/8	10.56
32-189	5/8	1/2	12.26
32-190	3/4	1/2	17.32
32-192	3/4	3/4	19.00

INVERTED FLARE MALE SWIVEL 90° ELBOW

HOSE BARB X TUBE O.D.



Part #	Hose ID	Inv. Flare	Ind #	List Price
38-873	5/16	5/16	1405	46.08
38-874	3/8	3/8	1407	15.42

STEM ONLY - WELDING HOSE CONNECTOR



Part #	Hose I.D.	A	Approx. Wt. Lbs.	List Price
30-410	3/16”	1.43	0.02	4.25
30-411	1/4”	1.43	0.02	1.79
30-413	3/8”	1.43	0.04	2.31

Assemble with nuts below.

201RWA WRS WLS

RIGHT HAND 9/16 - 18 FOR OXYGEN LINE - WELDING HOSE NUT

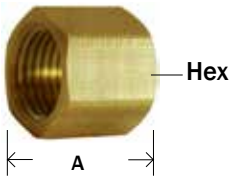

Part #	Size	A	Hex	Approx. Wt. Lbs.	List Price
30-420	R.H. Nut only	0.63	0.68	0.04	2.14

Assemble with stem above.

201RWA WRS KF-PE 152

LEFT HAND 9/16 - 18 FOR ACETYLENE LINE - WELDING HOSE NUT

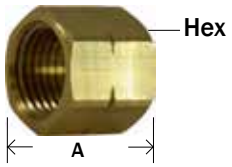

Part #	Size	A	Hex	Approx. Wt. Lbs.	List Price
30-421	L.H. Nut only	0.63	0.68	0.04	2.00

Assemble with stem above.

209LWA WLS 154 KF-RE

RIGHT HAND 9/16 - 18 #122RWA - WELDING HOSE CONNECTOR



Part #	Size	A	Hex	Approx. Wt. Lbs.	List Price
30-401	1/4”-18	1.30	0.62	0.06	3.14
32-437	3/8"-18	1.30	0.68	0.09	12.34
32-438*	9/16"-18	1.25	0.68	0.07	5.94

* Right UNF thread

156

LEFT HAND 9/16 - 18 #122LWA - WELDING HOSE CONNECTOR



Part #	Size	A	Hex	Approx. Wt. Lbs.	List Price
30-406	1/4”-18	1.30	0.62	0.06	3.09
32-439	3/8"-18	1.30	0.68	0.09	13.54
32-440*	9/16"-18	1.25	0.68	0.07	6.28

* Left UNF thread

158

BARBED FOR PLASTIC TUBING

BRASS BARBS FOR POLYETHYLENE TUBING

• Quick connecting fittings that do not require tube preparations for hand assembly. Inexpensive with excellent resistance to vibration.
• **All sizes are tube O.D. (I.D.)**

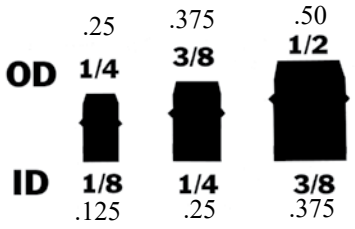

UNION



TUBE O.D. (TUBE I.D.) X TUBE O.D. (TUBE I.D.)

Part #	Size	List Price
21-003	1/4(1/8) x 1/4(1/8)	6.42
21-007	3/8(1/4) x 1/4(1/8)	7.99
21-009	3/8(1/4) x 3/8(1/4)	3.41

1062 962

MALE ADAPTER



TUBE O.D. (TUBE I.D.) X MALE PIPE

Part #	Size	List Price
21-021	1/4(1/8) x 1/16	7.06
21-023	1/4(1/8) x 1/8	2.69
21-025	1/4(1/8) x 1/4	7.14
21-027	3/8(1/4) x 1/8	5.38

1068 968 688

FEMALE ADAPTER



TUBE O.D. (TUBE I.D.) X FEMALE PIPE

Part #	Size	List Price
21-043	1/4(1/8) x 1/8	19.66

1066 966 26 668

BULKHEAD UNION



TUBE O.D. (TUBE I.D.)

Part #	Size	List Price
21-082	1/4(1/8)	20.49
21-083	3/8(1/4)	39.29

1074

UNION ELBOW

1065
965



TUBE O.D (I.D.)

Part #	Size	List Price
21-095	1/4(1/8)	10.71
21-097	3/8(1/4)	11.29
21-099	1/2(3/8)	20.95

MALE 90° ELBOW



TUBE O.D. (I.D.) X MALE PIPE

Part #	Size	List Price
21-111	1/4(1/8) x 1/16	20.40
21-113	1/4(1/8) x 1/8	3.83
21-115	1/4(1/8) x 1/4	10.45
21-117	3/8(1/4) x 1/8	9.16
21-119	3/8(1/4) x 1/4	5.21
21-109	1/2(3/8) x 1/4-28	1.46
21-121	1/2(3/8) x 3/8	34.13

1069 969 229

FEMALE 90° ELBOW



TUBE O.D. (I.D.) X FEMALE PIPE

Part #	Size	List Price
21-133	1/4(1/8) x 1/8	14.61

1070 970 230

UNION TEE



O.D. (I.D.) X O.D. (I.D.) X O.D. (I.D.)

Part #	Size	List Price
21-151	1/4(1/8)	9.68
21-153	3/8(1/4)X 3/8(1/4)X1/4(1/8)	10.80
21-155	3/8(1/4)	1.79
21-159	1/2(3/8)X1/2(3/8)X3/8(1/4)	69.39
21-161	1/2(3/8)	19.56

1064 964 224

MALE BRANCH TEE



O.D. (I.D.) X O.D. (I.D.) X MALE PIPE

Part #	Size	List Price
21-193	1/4(1/8) x 1/4(1/8) x 1/8	5.89
21-195	3/8(1/4) x 3/8(1/4) x 1/8	12.69
21-197	3/8(1/4) x 3/8(1/4) x 1/4	15.88

1072 972 232

FEMALE BRANCH TEE

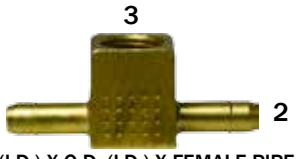

O.D. (I.D.) X O.D. (I.D.) X FEMALE PIPE

Part #	Size	List Price
21-207	1/4(1/8) x 1/4(1/8) x 1/8	14.98

1077 978

TWO BARB FITTINGS

More Sizes Available - Please Ask!

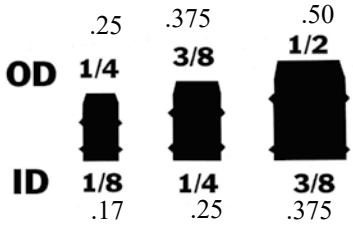

MALE ADAPTER PIPE



TUBE O.D. (I.D.) X MALE PIPE

Part #	Size	List Price
32-150	1/4(1/8) x 1/8	4.41
32-151	1/4(1/8) x 1/4	9.21
32-153	3/8(1/4) x 1/4	8.48

28

UNION TEE



Part #	Tube O.D. (I.D.)	List Price
32-159	1/4(1/8 ID)	7.06
32-160	3/8(1/4 ID)	12.79

90° ELBOW



Part #	Tube O.D. (I.D.)	List Price
32-170	1/4(1/8 ID)	7.68
32-171	3/8(1/4 ID)	14.22

225

316 STAINLESS STEEL MACHINED RIGID MALE ADAPTER



Part #	Hose I.D. x NPT	List Price
32-001SS	1/8" x 1/8"	6.86
32-002SS	3/16" x 1/8"	7.39
32-003SS	3/16" x 1/4"	9.83
32-004SS	1/4" x 1/8"	8.91
32-005SS	1/4" x 1/4"	9.90
32-006SS	1/4" x 3/8"	18.46
32-008SS	5/16" x 1/8"	8.00
32-009SS	5/16" x 1/4"	10.89
32-010SS	5/16" x 3/8"	15.15
32-011SS	3/8" x 1/8"	8.92
32-012SS	3/8" x 1/4"	11.02
32-013SS	3/8" x 3/8"	14.06
32-014SS	3/8" x 1/2"	23.52
32-015SS	1/2" x 1/4"	12.21
32-016SS	1/2" x 3/8"	19.07
32-017SS	1/2" x 1/2"	18.47
32-018SS	1/2" x 3/4"	25.08
32-019SS	5/8" x 3/8"	13.68
32-020SS	5/8" x 1/2"	22.11
32-021SS	5/8" x 3/4"	29.04
32-022SS	3/4" x 1/2"	19.56
32-023SS	3/4" x 3/4"	27.90
32-024SS	1" x 3/4"	28.12

316 STAINLESS STEEL SPLICER



Part #	Hose I.D. x Hose I.D.	A	B	List Price
32-093SS	1/4"	2.03	0.97	5.13
32-095SS	3/8"	2.06	0.97	6.49
32-096SS	1/2"	2.06	0.97	10.23
32-098SS	3/4"	2.50	1.19	15.13

316 STAINLESS STEEL BARB ELBOW



Part #	Hose I.D. x NPT	List Price
32-038SS	1/4 x 1/8	14.92
32-039SS	1/4 x 1/4	17.07
32-041SS	3/8 x 1/4	16.77
32-042SS	3/8 x 3/8	16.77
32-043SS	1/2" x 3/8"	28.85
32-311SS	1/2 x 1/2	19.15
32-314SS	3/4" x 3/4"	80.72

304 STAINLESS STEEL HOSE NIPPLES



• Cast

Part #	Hose I.D. x Male Pipe	List Price
73-951	1/4"	7.08
73-952	3/8"	10.99
73-953	1/2"	12.22
73-954	3/4"	14.55
73-955	1"	17.70
73-956	1-1/4"	27.73
73-957	1-1/2"	34.75
73-958	2"	44.69
73-959	2-1/2"	104.00
73-960	3"	119.24

304 STAINLESS STEEL REDUCING HOSE NIPPLES



• Cast

Part #	Hose I.D. x Male Pipe	List Price
73-970	1/4" X 1/8"	7.64
73-971	3/8" X 1/4"	8.89
73-972	1/2" X 3/8"	12.23
73-973	1/2" X 1/4"	12.69
73-974	3/4" X 1/2"	15.69
73-975	1" X 3/4"	18.65
73-976	1" X 1/2"	29.90
73-977	1-1/4" X 1"	28.93
73-979	1-1/2" X 1-1/4"	46.69
73-980	1-1/2" X 1"	39.58
73-981	2" X 1-1/2"	56.00
73-982	2" X 1-1/4"	44.78

316 STAINLESS STEEL HOSE NIPPLES



• Cast

Part #	Hose I.D. x Male Pipe	List Price
973-951	1/4"	7.14
973-952	3/8"	10.36
973-953	1/2"	16.35
973-954	3/4"	20.96
973-955	1"	20.58
973-956	1-1/4"	31.09
973-957	1-1/2"	53.95
973-958	2"	57.54
973-959	2-1/2"	133.67
973-990	3"	164.70
973-991	4"	204.55



• See King nipples on page 307

BEVERAGE FITTINGS

NICKEL PLATED/ SS FITTINGS

SWIVEL NUT (NICKEL PLATED BRASS)



Part #	Size	List Price
34-500	1/4"	1.41
34-512	3/8"	2.31
34-513	1/2"	4.47

SWIVEL HOSE STEM

STAINLESS STEEL



Part #	Size	List Price
34-503	1/4"	2.47
34-515	3/8"	3.00
34-516	1/2"	5.33

1/4 stem for 1/4 nut
3/8 stem for 3/8 nut
1/2 stem for 1/2 nut

SWIVEL ELBOWS

90° SWIVEL ELBOW

STAINLESS STEEL



HOSE ID x FEMALE 45° FLARE

Part #	Size	List Price
34-525	1/4" x 1/4"	5.88
34-529	3/8" x 3/8"	11.64

BARB SPLICERS

HOSE SPLICER (STRAIGHT)



STAINLESS STEEL

ID HOSE

Part #	Size	List Price
32-091SS	1/8"	5.71
34-533	1/4"	3.84
32-095SS	5/16"	6.49
34-535	3/8"	4.67
34-543	3/8" x 1/4"	4.67

TEES

BARB HOSE TEES



ID HOSE

Part #	Size	List Price
34-562	1/4"	12.59
34-563	3/8"	14.38

LIGHT PATTERN TEES

NEW



Part #	Size	List Price
32-365SS	1/4"	4.16
32-126SS	3/8"	4.39

ADAPTERS

BARB TO MALE FLARE ADAPTER



HOSE ID x 45° FLARE

Part #	Size	List Price
34-579	1/4" x 1/4"	5.89
34-583	3/8" x 1/4"	8.17
34-584	1/4" x 3/8"	7.68
34-585	3/8" x 3/8"	8.37

BARB TO MALE PIPE ADAPTER



STAINLESS STEEL

HOSE ID x MALE NPT

Part #	Size	List Price
34-587	1/4" x 1/8"	7.28
34-588	1/4" x 1/4"	6.78
34-589	1/4" x 3/8"	9.34
34-590	3/8" x 1/8"	9.38
34-591	3/8" x 1/4"	7.42
34-592	3/8" x 3/8"	9.34
34-595	3/8" x 1/2"	14.76
34-597	1/2" x 3/4"	21.48

SWIVEL ELBOWS

BARB TO SWIVEL ELBOW



STAINLESS STEEL

HOSE ID x FEMALE 45° FLARE

Part #	Size	List Price
34-600	1/4" x 1/4"	12.47

ADAPTERS

NPT ELBOWS



STAINLESS STEEL

HOSE ID x MALE NPTF

Part #	Size	List Price
34-610	1/4" x 1/8"	14.41
34-611	3/8" x 1/4"	14.73
34-612	3/8" x 3/8"	16.05
34-613	1/2" x 1/2"	33.74

90° BARB SPLICER

STAINLESS STEEL



ID HOSE

Part #	Size	List Price
34-551	1/4"	4.60
34-552	3/8"	7.35

Today is Life- the only life you are sure of. Make the most of today. Get interested in something. Shake yourself awake. Develop a hobby. Let the winds of enthusiasm sweep through you. Live today with gusto.

- Dale Carnegie

PUSH ON BARB FITTINGS



Typical Application: Low Pressure Air, Fuel, Lube, and Oil Lines

• Pressure determined by tube material and hardness. Our Parts have been tested to max 150 PSI.

Advantages: Easy assembly. No clamps needed!!

• Assembly Instructions

1- Lubricate insert.

2- Hold hose at angle as shown & push on and up over first barb.

3- Continue to push straight on until hose is seated under protective plastic cap. Keep hands back from hose end area so that hose can expand.

• Disassembling Instructions

1- Split hose. Do not cut completely through hose. Sealing edge of barb could be damaged.

2- Bend hose and remove with a quick pull.

See lead free section for lead free push-on barb fittings.

Stainless steel available at the end of this section.

Actual Profile of Push On Barbs

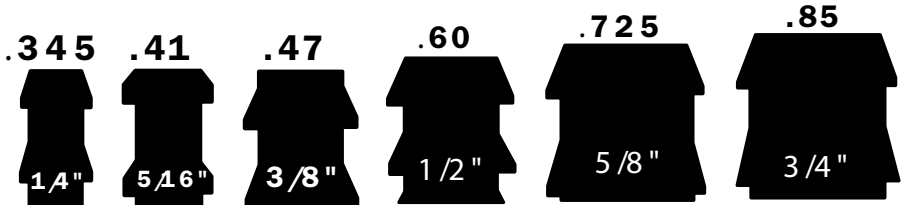

PUSH ON HOSE BARB | BRASS FITTINGS

MALE ADAPTER



Part #	Hose I.D. x Male NPTF	A	B	Hex	Approx. Wt. Lbs.	List Price
30-200 *	1/4" x 1/8"	1.43	0.87	0.50	0.04	1.43
30-201 *	1/4" x 1/4"	1.66	0.87	0.56	0.06	2.03
30-211	1/4" x 3/8"	1.66	0.87	0.68	0.06	2.94
30-212	5/16" x 1/8"	1.42	0.77	0.43	0.04	3.14
30-213	5/16" x 1/4"	1.66	0.87	0.56	0.06	3.13
30-202	3/8" x 1/8"	1.53	0.97	0.50	0.04	2.18
30-203 *	3/8" x 1/4"	1.69	0.89	0.56	0.07	2.31
30-204 *	3/8" x 3/8"	1.76	0.97	0.68	0.08	2.81
30-205	3/8" x 1/2"	1.97	0.97	0.87	0.10	5.04
30-392	3/8" x 3/4"	1.97	0.92	1.06	0.16	13.28
30-216	1/2" x 1/4"	1.76	0.97	0.68	0.08	2.98
30-206 *	1/2" x 3/8"	1.76	0.97	0.68	0.09	2.93
30-207 *	1/2" x 1/2"	1.97	0.97	0.87	0.14	4.86
30-217	1/2" x 3/4"	1.97	0.97	1.06	0.16	7.10
30-219	5/8" x 3/8"	2.34	1.50	0.75	0.12	7.69
30-209	5/8" x 1/2"	2.45	1.45	0.87	0.16	6.71
30-214	5/8" x 3/4"	2.45	1.45	1.06	0.18	7.98
30-215 *	3/4" x 1/2"	2.45	1.45	0.87	0.21	8.24
30-210 *	3/4" x 3/4"	2.45	1.45	1.06	0.20	7.72
30-238	1" x 3/4"	2.93	1.50	1.25	0.43	28.65
30-239	1" x 1"	3.11	1.50	1.37	0.49	31.44

• See page 35 for Stainless

301 P990A HLM 100B-1 KA-MB 272 29PO 725 625 BPN 941 30182

MALE SWIVEL

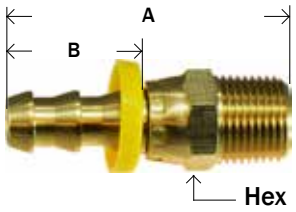

Part #	Hose I.D. x Male NPTF	A	B	Hex	Approx. Wt. Lbs.	List Price
30-422	1/4" x 1/8"	2.07	0.87	0.56	0.06	6.10
30-385	1/4" x 1/4"	2.02	0.87	0.56	0.06	5.54
30-423	3/8" x 1/8"	2.12	0.97	0.56	0.07	5.88
30-386	3/8" x 1/4"	2.12	0.97	0.56	0.08	6.39
30-387	3/8" x 3/8"	2.12	0.97	0.68	0.08	7.16
30-388	1/2" x 3/8"	2.12	0.97	0.68	0.10	6.70
30-389	1/2" x 1/2"	2.33	0.97	0.87	0.14	9.17
30-424	5/8" x 1/2	2.80	1.45	0.88	0.18	12.72
30-390	3/4" x 3/4"	2.80	1.45	1.06	0.24	11.13

921 HMS 285 31382

FEMALE GASKET SEAL SWIVEL - NPSM

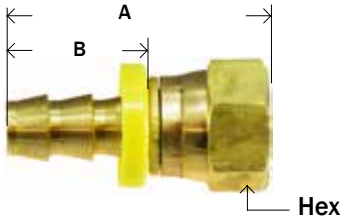

Part #	Hose I.D. x Gasket Swivel (NPSM)	A	B	Hex	Approx. Wt. Lbs.	List Price
30-359	1/4" x 1/8"	1.39	0.77	0.50	0.03	14.98
30-358	1/4" x 1/4"	1.47	0.82	0.68	0.06	6.69
30-360	3/8" x 1/4"	1.61	1.00	0.68	0.06	6.26
30-361	3/8" x 3/8"	1.77	0.97	0.81	0.08	9.99
30-362	3/8" x 1/2"	1.80	0.92	0.93	0.09	15.75
30-363	1/2" x 1/2"	1.90	1.02	0.93	0.11	12.64
30-366	3/4" x 3/4"	2.36	1.55	1.18	0.32	25.27

280

• Not recommend for water due to fiber gasket - for air service only.

HOSE SPLICER



Part #	Hose I.D.	A	Approx. Wt. Lbs.	List Price
30-300	1/4"	1.87	0.04	1.78
30-305	5/16"	1.80	0.04	2.94
30-301	3/8"	2.00	0.06	2.21
30-302	1/2"	2.01	0.08	3.36
30-303	5/8"	3.03	0.14	7.71
30-304	3/4"	3.03	0.14	8.08
30-306	1"	3.21	0.28	22.28

BPM 696 29SPO 296 915 729 100B-Y KA-RM MHL 296 38282

RIGID FEMALE ADAPTER



Part #	Hose I.D. x Female NPTF	A	B	Hex	Approx. Wt. Lbs.	List Price
30-220	1/4" x 1/8"	1.35	0.87	0.50	0.02	2.56
30-221	1/4" x 1/4"	1.51	0.87	0.62	0.06	2.20
30-384	1/4" x 3/8"	1.51	0.77	0.75	0.06	7.78
30-391	5/16" x 1/8"	1.32	0.77	0.50	0.03	6.70
30-222	5/16" x 1/4"	1.51	0.87	0.62	0.06	4.01
30-393	3/8" x 1/8"	1.47	0.92	0.56	0.06	7.93
30-224	3/8" x 1/4"	1.61	0.97	0.62	0.06	2.54
30-225	3/8" x 3/8"	1.63	0.97	0.75	0.06	3.62
30-394	3/8' x 1/2"	1.66	0.92	0.93	0.12	8.54
30-397	3/8" x 3/4"	1.97	0.97	1.18	0.20	20.90
30-223	1/2" x 1/4"	1.76	1.02	0.68	0.08	12.56
30-226	1/2" x 3/8"	1.63	0.97	0.75	0.08	4.12
30-227	1/2" x 1/2"	1.77	0.97	0.93	0.14	7.06
30-396	1/2" x 3/4"	2.07	1.02	1.18	0.20	17.62
30-398	5/8" x 3/8"	2.24	1.55	0.75	0.10	10.85
30-229	5/8" x 1/2"	2.24	1.48	0.93	0.11	9.09
30-399	3/4" x 1/2"	2.24	1.50	0.93	0.14	12.22
30-395	3/4" x 3/4"	2.55	1.50	1.18	0.24	16.68
30-400	1" x 3/4"	2.55	1.55	1.18	0.25	24.30
30-402	1" x 1"	2.68	1.55	1.43	0.37	30.49

30282 29FPO HLF 626 274 726 940

MALE ELBOW

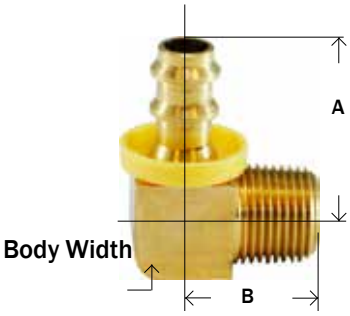

Part #	Hose I.D. x Male NPTF	A	B	Body Width	Approx. Wt. Lbs.	List Price
30-372	1/4" x 1/8"	0.98	0.75	0.50	0.04	8.16
30-373	1/4" x 1/4"	1.04	0.95	0.56	0.06	7.86
30-374	5/16" x 1/8"	1.02	0.94	0.50	0.06	20.38
30-375	5/16" x 1/4"	1.09	0.94	0.56	0.08	10.53
30-370	3/8" x 1/8"	1.11	0.75	0.50	0.10	5.67
30-371	3/8" x 1/4"	1.13	0.90	0.56	0.10	5.28
30-376	3/8" x 3/8"	1.21	0.92	0.70	0.12	5.88
30-377	3/8" x 1/2"	1.30	1.19	0.87	0.22	20.69
30-382	1/2" x 3/8"	1.32	1.02	0.70	0.13	14.02
30-378	1/2" x 1/2"	1.50	1.19	0.87	0.22	12.77
30-379	5/8" x 1/2"	1.98	1.19	0.87	0.26	17.53
30-383	3/4" x 1/2"	2.15	1.24	0.87	0.25	35.35
30-381	3/4" x 3/4"	2.07	1.28	1.06	0.34	17.25

100-C 29EPO 273

PUSH ON HOSE BARB — BRASS FITTINGS

RIGID TUBE ADAPTER

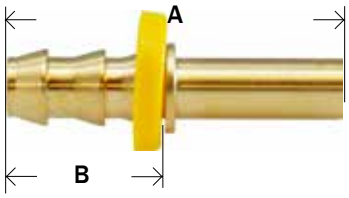

Part #	Hose I.D. x O.D Tube	A	B	Approx. Wt. Lbs.	List Price
30-290	1/4" x 3/16"	1.68	0.77	0.04	7.46
30-291	1/4" x 1/4"	1.88	0.77	0.04	2.05
30-292	1/4" x 5/16"	1.88	0.77	0.04	7.61
30-293	5/16" x 5/16"	1.91	0.79	0.04	4.59
30-294	3/8" x 3/8"	2.03	0.92	0.06	3.55
30-426	3/8" x 1/2	1.81	0.97	0.04	5.15
30-297	1/2" x 1/2"	2.13	1.02	0.06	7.51
30-298	5/8" x 5/8"	2.61	1.50	0.10	11.75
30-299	3/4" x 3/4"	2.61	1.50	0.25	13.86

294 100B-X KA-RL 303 732 694

MALE SAE FLARE ADAPTER

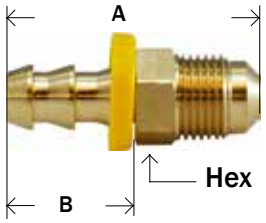

Part #	Hose I.D. x 45° Male Flare	UNF Thread	A	B	Hex	Approx. Wt. Lbs.	List Price
30-240	1/4" x 1/4"	7/16-20	1.45	0.75	0.43	0.04	4.41
30-241	1/4" x 5/16"	1/2-20	1.59	0.84	0.50	0.04	5.20
30-249	5/16" x 5/16"	1/2-20	1.60	0.80	0.50	0.06	4.12
30-271	3/8" x 5/16"	1/2-20	1.64	0.86	0.50	0.08	3.96
30-243	3/8" x 3/8"	5/8-18	1.83	0.92	0.62	0.08	4.41
30-245	1/2" x 1/2"	3/4-16	1.98	1.02	0.875	0.10	10.86
30-246	5/8" x 5/8"	7/8-14	2.73	1.50	0.87	0.19	13.29
30-247	3/4" x 3/4"	1-1/16-14	2.98	1.50	1.06	0.32	20.87

100B-3 KA-MS 727 945 682 302 282

37° MALE JIC FLARE ADAPTER

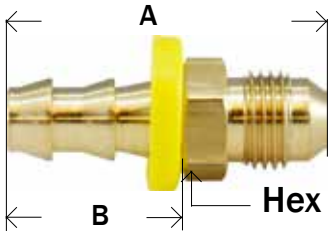

Part #	Hose I.D. x Male JIC	UNF Thread	A	B	Hex	Approx. Wt. Lbs.	List Price
32-900	1/4" x 1/4"	7/16-20	1.57	0.84	0.50	0.04	5.26
32-901	1/4" x 5/16"	1/2-20	1.60	0.83	0.56	0.04	6.18
32-906	1/4" x 3/8"	9/16-18	1.63	0.77	0.62	0.05	8.70
32-902	3/8" x 3/8"	9/16-18	1.78	0.97	0.62	0.06	8.27
32-903	1/2" x 1/2"	3/4-16	1.97	0.97	0.75	0.10	13.80
32-907	5/8" x 5/8"	7/8-14	2.62	1.50	0.93	0.19	15.00
32-905	3/4" x 3/4"	1-1/16-12	2.79	1.50	1.12	0.29	19.79

SAE/JIC DUAL 45°/37° FEMALE SWIVEL



Part #	Hose I.D. x Dual Seat	UNF Thread	A	B	Hex	Approx. Wt. Lbs.	List Price
30-230 *	1/4" x 1/4"	7/16-20	1.53	0.87	0.56	0.06	2.44
30-231	1/4" x 5/16"	1/2-20	1.53	0.87	0.62	0.04	3.87
30-232	5/16" x 5/16"	1/2-20	1.56	0.87	0.62	0.04	4.02
30-427	3/8" x 5/16"	1/2-20	1.74	0.87	0.62	0.06	11.34
30-233	3/8" x 1/2"	3/4-16	1.79	0.97	0.87	0.10	4.99
30-234 *	1/2" x 1/2"	3/4-16	1.77	0.97	0.87	0.10	4.80
30-235	1/2" x 5/8"	7/8-14	1.84	0.97	1.00	0.12	7.55
30-236	5/8" x 1/2"	3/4-16	2.27	1.45	0.87	0.18	8.62
30-237	5/8" x 5/8"	7/8-14	2.33	1.45	1.00	0.14	8.55
30-428	3/4" x 5/8"	7/8-14	2.33	1.45	1.00	0.20	11.56

* See page 35 for stainless

29FDS 287 HDF 309 735 690 P990-K 305 935/ 934

45° SAE FLARE FEMALE SWIVEL



Part #	Hose I.D. x 45° Female Flare	UNF Thread	A	B	Hex	Approx. Wt. Lbs.	List Price
30-250	1/4" x 1/4"	7/16-20	1.54	0.87	0.56	0.04	2.75
30-251	1/4" x 5/16"	1/2-20	1.57	0.87	0.62	0.04	4.35
30-253	1/4" x 3/8"	5/8-18	1.63	0.87	0.75	0.06	4.06
30-254	5/16" x 5/16"	1/2-20	1.58	0.87	0.68	0.06	17.80
30-260	5/16" x 3/8"	5/8-18	1.63	0.87	0.75	0.08	5.96
30-252	3/8" x 3/8"	5/8-18	1.73	0.97	0.75	0.10	3.96
30-257	3/8" x 1/2"	3/4-16	1.85	0.87	0.87	0.10	10.18
30-261	1/2" x 3/8"	5/8-18	1.92	1.05	0.75	0.10	8.08
30-255	1/2" x 1/2"	3/4-16	1.77	0.97	0.87	0.12	6.43
30-258	5/8" x 5/8"	7/8-14	2.35	1.45	1.00	0.14	11.92
30-259	3/4" x 3/4"	1-1/16-14	2.42	1.45	1.25	0.22	10.51

30882 728 P990-H 29AEPO 307 284 100S-4 KA-NS HSF 684 934

FEMALE 37° JIC FLARE SWIVEL



Part #	Hose I.D. x Female JIC	UNF Thread	A	B	Hex	Approx. Wt. Lbs.	List Price
30-265	1/4" x 1/4"	7/16-20	1.54	0.87	0.56	0.04	2.31
30-264	1/4" x 3/8"	9/16-18	1.57	0.87	0.68	0.06	4.48
30-270	5/16" x 3/8"	9/16-18	1.60	0.82	0.68	0.06	3.73
30-266 *	3/8" x 3/8"	9/16-18	1.70	0.97	0.68	0.08	3.64
30-267	1/2" x 1/2"	3/4-16	1.78	0.97	0.87	0.10	5.63
30-268	5/8" x 5/8"	7/8-14	2.33	1.45	1.00	0.14	7.32
30-269 *	3/4" x 3/4"	1-1/16-12	2.40	1.45	1.25	0.22	10.09
30-429	1" x 1"	1-5/16-12	2.60	1.45	1.50	0.39	27.59

* See page 35 for stainless

JF 944/934 29J1CPO HJF 688 738 288 100B-6 308 P990-F 30682 KA-NJ

INVERTED FLARE MALE SWIVEL

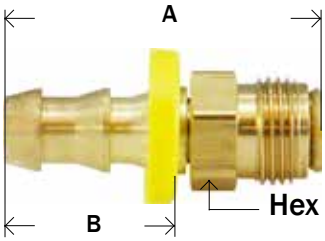

Part #	Hose I.D. x Male INV Flare	UNF Thread	A	B	Hex	Approx. Wt. Lbs.	List Price
30-275	1/4" x 3/16"	3/8-24	1.52	0.87	0.37	0.04	8.47
30-276	1/4" x 1/4"	7/16-24	1.56	0.87	0.43	0.04	4.11
30-277	1/4" x 5/16"	1/2-20	1.62	0.87	0.50	0.04	4.49
30-280	5/16" x 5/16"	1/2-20	1.62	0.87	0.50	0.06	7.44
30-283	5/16" x 3/8"	5/8-18	1.63	0.87	0.62	0.06	8.90
30-284	3/8" x 5/16"	1/2-20	1.72	0.97	0.50	0.06	6.63
30-279	3/8" x 3/8"	5/8-18	1.76	0.97	0.62	0.06	5.18
30-282	1/2" x 1/2"	3/4-18	1.84	0.97	0.75	0.10	10.20
30-286	5/8" x 5/8"	7/8-18	2.50	1.57	0.87	0.14	21.77

290 100B-B KA-MF 1MS 947

He who enjoys doing and enjoys what he has done is happy. – Johann Wolfgang Von Goethe

INVERTED FLARE FEMALE ADAPTER



Part #	Hose I.D. x Female INV Flare	A	B	Hex	Approx. Wt. Lbs.	List Price
30-310	1/4" x 3/16"	1.12	0.84	0.50	0.02	8.05
30-311	1/4" x 1/4"	1.14	0.84	0.56	0.02	5.45
30-312	1/4" x 5/16"	1.18	0.82	0.62	0.02	9.25
30-316	5/16" x 5/16"	1.25	0.81	0.62	0.04	7.26
30-313	3/8" x 5/16"	1.32	0.87	0.62	0.04	9.41
30-314	3/8" x 3/8"	1.35	0.95	0.75	0.06	5.70
30-315	1/2" x 1/2"	1.73	1.04	0.87	0.12	23.51

306 100B-A KA-NG 292 P990-J 736 692 946

FEMALE BALLSEAT SWIVEL

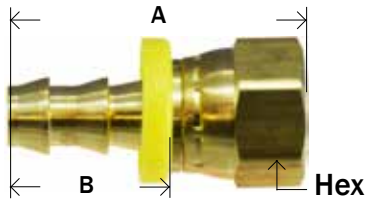

Part #	Hose I.D. x Female NPSM	A	B	Hex	Approx. Wt. Lbs.	List Price
30-340	1/4" X 1/8"	1.39	0.85	0.50	0.06	11.29
30-341	1/4" X 1/4"	1.47	0.80	0.68	0.06	7.98
30-342	1/4" x 3/8"	1.40	0.77	0.68	0.09	8.44
30-343	3/8" X 1/4"	1.61	0.97	0.68	0.08	11.75
30-344	3/8" X 3/8"	1.75	0.95	0.81	0.10	10.86
30-430	3/8" x 1/2"	1.79	0.97	0.93	0.11	13.44
30-346	1/2" X 1/2"	1.88	1.09	0.93	0.12	16.13
30-345	1/2" x 3/4"	2.36	1.02	1.18	0.18	20.34
30-349	3/4" X 3/4"	2.36	1.55	1.18	0.22	22.83

628 278 29SPO 731 NPSM

SAE/ JIC 37°/ 45° FEMALE SWIVEL 90° ZINC PLATED STEEL

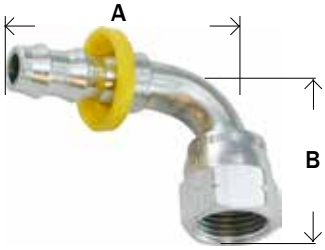

Part #	Hose I.D. x Female 37°/45°	UNF Thread	A	B	Approx. Wt. Lbs.	List Price
30-480	1/4"	7/16-20	1.55	0.83	.064	39.00
30-482	3/8"	9/16-18	1.85	0.91	.095	36.60
30-483*	3/8"	5/8-18	1.98	0.85	.095	52.68
30-484	1/2"	3/4-16	2.33	1.09	.171	43.22
30-486	3/4"	1-1/16-12	3.26	1.81	.281	115.97

* SAE

If you can hold up your head and admit that you were in the wrong, then a wrong deed can benefit you. For to admit a wrong will not only increase the respect of those about you, it will increase your own self-respect.

- Dale Carnegie

316 STAINLESS STEEL MALE ADAPTERS



Part #	Hose I.D. x NPT	A	B	Hex	Approx. Wt. Lbs.	List Price
30-200SS	1/4" x 1/8"	1.42	0.77	0.44	0.027	9.99
30-201SS	1/4" x 1/4"	1.61	0.77	0.56	0.043	10.00
30-203SS	3/8" x 1/4"	1.76	0.92	0.56	0.053	11.20
30-204SS	3/8" x 3/8"	1.76	0.92	0.69	0.067	12.25
30-206SS	1/2" x 3/8"	1.86	1.02	0.69	0.071	12.41
30-207SS	1/2" x 1/2"	2.07	1.02	0.88	0.119	27.38
30-215SS	3/4" x 1/2"	2.55	1.50	0.88	0.20	31.30
30-210SS	3/4" x 3/4"	2.55	1.50	1.06	0.194	32.30

316 STAINLESS STEEL SAE/ JIC 45° / 37° FEMALE SWIVEL



Part #	Hose I.D. x Female 45°/37°	A	B	Hex	Approx. Wt. Lbs.	List Price
30-230SS	1/4" x 1/4"	1.48	0.74	0.56	0.023	27.14
30-234SS	1/2" x 1/2"	1.93	1.03	0.88	0.04	50.50

316 STAINLESS STEEL FEMALE 37° JIC FLARE SWIVEL

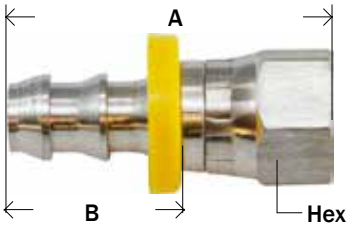

Part #	Hose I.D. x Female 37°	A	B	Hex	Approx. Wt. Lbs.	List Price
30-266SS	3/8" x 3/8"	1.75	.92	0.68	0.065	35.90
30-269SS	3/4" x 3/4"	2.53	1.50	1.25	0.259	80.20

I've missed more than 9000 shots in my career. I've lost almost 300 games. 26 times, I've been trusted to take the game winning shot and missed. I've failed over and over and over again in my life. And that is why I succeed.

– Michael Jordan

GARDEN HOSE FITTINGS



• Temperature and Working Pressure Ranges

From +35^{0}F to +100^{0}F at 75 PSI maximum or the recommended working pressure of the garden hose. (Not to exceed 150 PSI.)

Note: All female connector ends should have a rubber washer inserted prior to usage.

FGH = Female Garden Hose threads
MGH = Male Garden Hose threads
Male garden hose threads are all 3/4" with an outside diameter of 1.0625 and 11-1/2" threads per inch.



Male Garden Hose Profile



See Plastic section for Plastic Garden Hose Fittings



See page 158 for lead free Garden Hose

Washers included are #30150B black rubber washers.

Actual Profile of Garden Hose Barbs

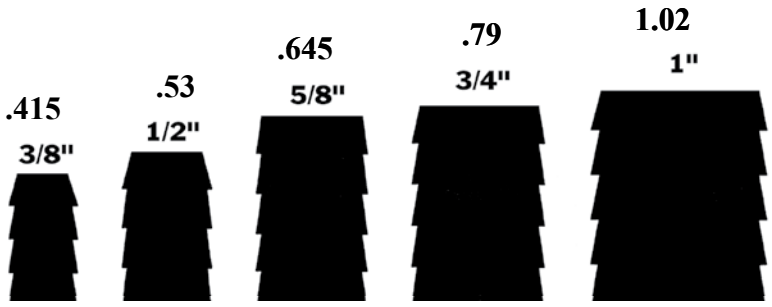

SWIVEL - MGH X FGH

•WASHER INCLUDED

Internal Hex



Part #	MGH X FGH	A	Hex	Approx. Wt. Lbs.	List Price
30-000**	3/4" x 3/4"	1.03	0.50*	0.26	6.06

* Internal Hex
* Not a live swivel
** available in swivel crimp style

SWIVEL - FGH X FGH

•WASHER INCLUDED



30-011



30-012

Part #	FGH X FGH	A	Hex	Approx. Wt. Lbs.	List Price
30-011	3/4" x 3/4"	1.03	1.18 O.D.	0.24	5.24
30-012	No Swivel	1.08	1.19	0.24	9.52

HUS 91 203W GSU 101GHSV 22AS 506 FS66

SWIVEL - FGH X FEMALE PIPE

•WASHER INCLUDED



Part #	FGH x Female NPTF	A	Hex	Approx. Wt. Lbs.	List Price
30-001	3/4" x 1/2"	1.20	1.00	0.11	5.79
30-006	3/4" x 3/4"	1.11	1.12	0.11	5.55

S1 HSU11 91Z 197S 98GHSV 5AS 21517 502 FS65

RIGID - FGH X FEMALE PIPE

•WASHER INCLUDED





30-017

Part #	FGH x Female NPTF	A	Hex	Approx. Wt. Lbs.	List Price
30-016	3/4" x 1/8"	1.02	1.18	0.08	13.60
30-017	3/4" x 1/4"	0.65	1.12	0.07	4.60
30-018	3/4" x 3/8"	1.19	1.18	0.11	4.93

95GH 501

RIGID - FGH X FEMALE PIPE



Part #	FGH x Female NPTF	A	Hex	Approx. Wt. Lbs.	List Price
30-078	3/4” x 1/2”	1.06	1.18	0.10	4.43
30-083	3/4” x 3/4”	1.06	1.18	0.12	5.52

FS67 198 HU11 21507 501 99GH 5A H15PP

SWIVEL - FGH X MALE PIPE

•WASHER INCLUDED



Part #	FGH x Male NPTF	A	Hex	Approx. Wt. Lbs.	List Price
30-047	3/4” x 1/4”	2.04	0.75	0.13	6.30
30-048	3/4” x 3/8”	2.06	0.75	0.14	5.36
30-049	3/4” x 1/2”	2.06	0.87	0.18	7.63

504 89GH W1 62H4 88GH W1

3/8" Comp 3/4" FGH DISHWASHER 90° ELBOW

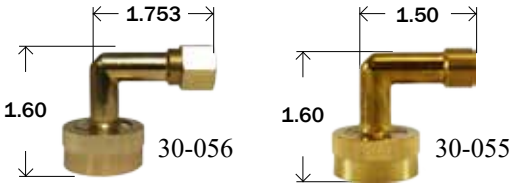

Part #	3/4 Female Garden Hose Thread x 3/8 Compression	List Price
30-055	3/4" x 3/8" Body Only	9.68
30-056	3/4" x 3/8" w/ nut & sleeve	10.10

SWIVEL - FGH X MALE PIPE

•WASHER INCLUDED



* Crimp style

Part #	FGH x Male NPTF	A	Hex	Approx. Wt. Lbs.	List Price
30-181*	3/4" x 1/4"	1.43	1.18	0.13	5.67
30-184*	3/4" x 3/8"	1.43	1.18	0.15	5.27
30-183	3/4” x 1/2”	1.32	0.81	0.11	7.63
30-182*	3/4" x 3/4"	1.43	1.18	0.14	15.35

RIGID - FGH X MALE PIPE



Part #	FGH x Male NPTF	A	Hex	Approx. Wt. Lbs.	List Price
30-087	3/4" x 3/8"	1.37	1.18	0.11	5.25
30-088	3/4” x 1/2”(1/2”SWT)**	1.06	1.18	0.09	6.77
30-093	3/4” x 3/4”	1.06	1.18	0.11	4.85
30-094	3/4” x 3/4”(1/2” FIP)	1.17	1.18	0.11	5.75
30-093L*	3/4” x 3/4”	1.22	1.18	0.14	14.59

* Long pattern
** 1/2 Swt = 5/8 O.D.

21505 503 83GH 20A HU21 199 H7

RIGID - MGH X FEMALE PIPE





30-068

Part #	MGH X Female NPTF	A	Hex	Approx. Wt. Lbs.	List Price
30-066	3/4" x 1/4"	1.10	1.06	0.09	5.69
30-067	3/4" x 3/8"	1.09	1.06	0.12	6.93
30-068	3/4" x 1/2"	0.81	1.06	0.10	3.57
30-073	3/4" x 3/4"	1.12	1.18	0.10	4.41

197 18R HU12 H11PP 18A 507 18H 81GH 21503 MF67

RIGID - MGH X MALE PIPE



Part #	MGH X Male NPTF	A	Hex	Approx. Wt. Lbs.	List Price
30-053	3/4" x 3/8"	1.25	1.06	0.10	3.92
30-058*	3/4" x 1/2"	1.31	1.06	0.12	4.20
30-063**	3/4" x 3/4" x 1/2"	1.31	1.06	0.13	4.90
30-063BE***	3/4" x 3/4"	1.31	1.06	0.15	6.92
30-063S	3/4" x 3/4" Short	1.10	1.06	0.10	4.64
30-064	3/4" x 1"	1.88	1.37	0.35	12.52

No Tap
* (1/2 Swt = 5/8 O.D.)
** (Tapped 1/2 FIP)
*** (Tapped 1/2 FIP Both ends)

19R 196 H530 21501 508 HU22 514 71GH 19A

RIGID - MGH X MGH

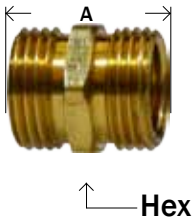

Part #	MGH X MGH	A	Hex	Approx. Wt. Lbs.	List Price
30-098	3/4" x 3/4" (1/2" FIP)	1.22	1.06	0.13	4.88
30-099	3/4" x 3/4"	1.38	1.06		5.04
30-100*	1" x 3/4"	1.31	1.37	0.21	7.66

* 1-11-1/2

21500 509 75GH 23A H8 19R

GARDEN HOSE NUT



30-021



30-022

Part #	Size	A	Hex	Approx. Wt. Lbs.	List Price
30-021	Knurled	0.61	1.37 O.D.	0.08	3.24
30-022	Hex Nut	0.62	1.18	0.08	3.90

94GH GHN1 HNR 21514

GARDEN HOSE WASHERS

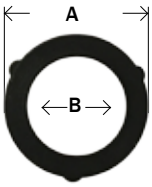

30-150



30-150R

Part #	Size	A	B	Thickness	Approx. Wt. Lbs.	List Price
30-150	black*	0.98	0.68	0.13	0.01	0.22
30-150R	red	1.00	0.68	0.13	0.01	0.19
30-150B	black rubber	1.00	0.68	0.13	0.01	0.28
30-151	1"	1.27	0.86	0.16	0.01	0.53

GHW 901GH

* plasticized rubber

GARDEN HOSE FILTER WASHER



• 300 Series Stainless Steel Screen

Part #	Size	A	B	Approx. Wt. Lbs.	List Price
30-180	30 Mesh	0.52	1.00	0.02	1.03
30-180F	60 Mesh	0.52	1.00	0.02	1.12

LA662

GARDEN HOSE CAP

30-103



30-103B



Part #	Size	A	Approx. Wt. Lbs.	List Price
30-103	3/4" Die Cast	0.58	0.04	1.79
30-103B	3/4" Barstock	0.60	0.048	5.04

513 96GH GHN5 HC1 LA215 21518 200-W

• Garden hose washers sold seperately

GARDEN HOSE CAP WITH CHAIN

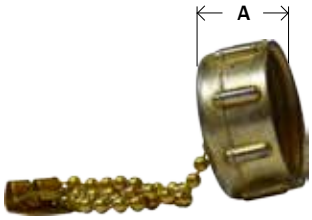

Part #	Size	A	Approx. Wt. Lbs.	List Price
30-142	3/4" w/ 12" Chain	0.58	0.06	8.17

* Zinc die cast

GARDEN HOSE PLUG

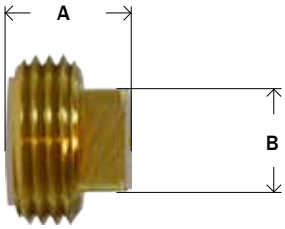

Part #	Size	A	B	Approx. Wt. Lbs.	List Price
30-026	3/4"	0.69	0.61	0.12	9.51

HOSE MENDERS - SOLID BARB X BARB



Part #	Hose I.D. x Hose I.D.	A	B	O.D.	Approx. Wt. Lbs.	List Price
32-096	1/2”	2.00	0.96	0.62	0.06	2.22
32-097	5/8”	2.05	0.96	0.75	0.08	3.00
32-098	3/4”	2.50	1.15	0.87	0.10	5.22
32-099	1"	3.00	1.44	1.02	0.23	9.94

QUICK DISCONNECT GARDEN HOSE COUPLERS

•WASHER INCLUDED

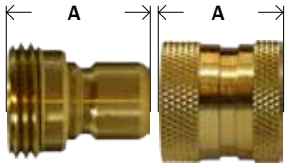

30-452 30-451

- Unvalved construction allows maximum Flow
- 150 PSI
- NBR Seals

Part #	Size	A	Approx. Wt. Lbs.	List Price
30-450	Complete	1.70	0.24	17.09
30-451	Female end	1.14	0.12	9.58
30-452	Male end	1.26	0.12	4.19
30-149	Recessed Washer	1.02	0.01	

LA73C

MALE FLARE X FGH RIGID



Part #	Male Flare x FGH	A	Hex	Approx. Wt. Lbs.	List Price
30-123	3/8” x 3/4”	1.31	1.18	0.10	8.65
30-128	1/2” x 3/4”	1.38	1.18	0.12	7.81
30-133	5/8” x 3/4”	1.53	1.18	0.14	12.91

190 46WH HFU21

MALE FLARE x FGH SWIVEL

•WASHER INCLUDED



Part #	Male Flare x FGH	A	Hex	Approx. Wt. Lbs.	List Price
30-052	1/4” x 3/4”	1.24	0.75	0.10	5.48
30-138	3/8” x 3/4”	1.25	0.25*	0.12	23.43
30-139	1/2” x 3/4”	1.49	0.81	0.14	9.32

* Internal Hex

50GHSV 51GHSV W1 68H 191

COMPRESSION X FGH

•WASHER INCLUDED

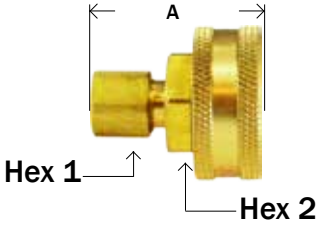

Part #	Compression x FGH	A	Hex 1	Hex 2	Approx. Wt. Lbs.	List Price
30-050	1/4” x 3/4”	1.02	0.50	0.75	0.09	8.63
30-051	3/8” x 3/4”	1.04	0.62	0.75	0.12	8.10

BARSTOCK BRASS GARDEN HOSE COUPLINGS

FEMALE SWIVEL ONLY

•WASHER INCLUDED

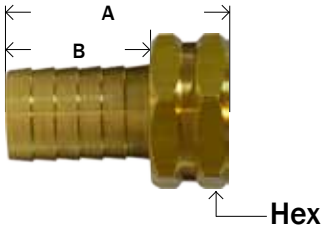

BRASS

Part #	Hose Barb x FGH	A	B	Hex	Approx. Wt. Lbs.	List Price
30-031	3/8” x 3/4"	1.82	1.19	1.18	0.11	4.87
30-032	1/2” x 3/4"	1.82	1.19	1.18	0.12	4.83
30-033	5/8” x 3/4"	1.82	1.19	1.18	0.13	5.16
30-034	3/4” x 3/4"	1.82	1.19	1.18	0.15	5.60
30-044	1" x 3/4"	2.10	1.19	1.18	0.18	8.01
30-035	1” x 1"	2.28	1.47	1.50	0.18	15.66



STAINLESS STEEL 316

30-032SS	1/2" x 3/4"	1.82	1.19	1.18	0.12	27.41
30-033SS	5/8" x 3/4"	1.82	1.19	1.18	0.13	27.41
30-034SS	3/4" x 3/4"	1.82	1.19	1.18	0.15	31.94

MALE END ONLY

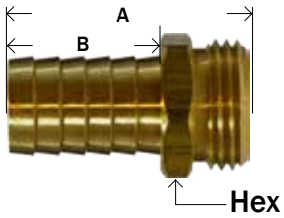

BRASS

Part #	Hose Barb x MGH	A	B	Hex	Approx. Wt. Lbs.	List Price
30-039	3/8” x 3/4"	1.88	1.19	1.06	0.12	4.42
30-040	1/2” x 3/4"	1.88	1.19	1.06	0.12	3.97
30-041	5/8” x 3/4"	1.88	1.19	1.06	0.12	4.38
30-042	3/4” x 3/4"	1.88	1.19	1.06	0.13	4.29
30-045	1" x 3/4"	1.94	1.19	1.06	0.21	6.41
30-043	1” x 1"	2.34	1.47	1.37	0.26	15.00



STAINLESS STEEL 316

30-040SS	1/2" x 3/4"	1.88	1.19	1.06	0.12	22.91
30-041SS	5/8" x 3/4"	1.88	1.19	1.06	0.12	22.91
30-042SS	3/4" x 3/4"	1.88	1.19	1.06	0.13	26.36

GARDEN HOSE COUPLING

•WASHER INCLUDED



BRASS

Part #	Hose Barb	List Price
30-025	3/8”	9.19
30-027	1/2”	10.16
30-028	5/8”	10.76
30-029	3/4”	9.91
30-046	1"(3/4" threads)	30.06
30-030	1”	30.49



STAINLESS STEEL 316

30-027SS	1/2"	55.34
30-028SS	5/8"	55.34
30-029SS	3/4"	59.21

FEMALE SWIVEL ONLY - Short Shank Knurled Nut

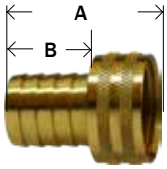

Part #	Hose Barb x FGH	A	B	Approx. Wt. Lbs.	List Price
30-466	1/2” x 3/4"	1.50	0.88	0.08	5.68
30-467	5/8” x 3/4"	1.50	0.88	0.09	4.69
30-468	3/4” x 3/4"	1.47	0.88	0.10	4.80

FEMALE END ONLY - Short Shank w/ hex



Part #	Hose x FGH	A	B	Hex	Approx. Wt. Lbs.	List Price
30-453	1/2” x 3/4"	1.63	1.00	1.18	0.11	4.40
30-454	5/8” x 3/4"	1.63	1.00	1.18	0.11	4.60
30-455	3/4” x 3/4"	1.63	1.00	1.18	0.13	5.07

MALE END ONLY - Short Shank

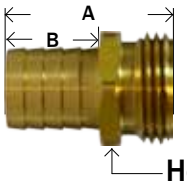

Part #	Hose Barb x MGH	A	B	Hex	Approx. Wt. Lbs.	List Price
30-471	1/2” x 3/4"	1.55	0.88	1.06	0.11	5.65
30-472	5/8” x 3/4"	1.56	0.88	1.06	0.12	5.08
30-473	3/4” x 3/4"	1.56	0.88	1.06	0.13	5.56

GARDEN HOSE COUPLING SETS - Short Shank with Knurled Nut



Part #	Hose Barb	List Price
30-461	1/2"	10.68
30-462	5/8"	10.68
30-463	3/4"	10.89

GARDEN HOSE COUPLING SETS - Short Shank w/ hex nut



Part #	Hose Barb	List Price
30-457	1/2"	9.26
30-458	5/8"	9.26
30-459	3/4"	9.90

FEMALE SWIVEL ONLY - 2" SHANK

•WASHER INCLUDED

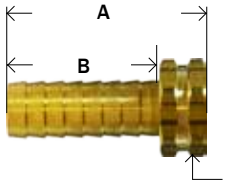

Part #	Hose Barb x FGH	A	B	Hex	Approx. Wt. Lbs.	List Price
30-505	1/2” x 3/4"	2.55	2.04	1.18	0.13	6.58
30-506	5/8” x 3/4"	2.56	2.04	1.18	0.16	7.62
30-507	3/4” x 3/4"	2.67	2.04	1.18	0.17	6.18
30-508	1" x 1"	2.84	2.03	1.43	0.29	10.39

GHFL 594

MALE END ONLY - 2" SHANK

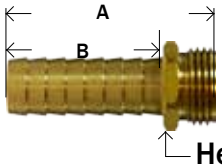

Part #	Hose Barb x MGH	A	B	Hex	Approx. Wt. Lbs.	List Price
30-510	1/2” x 3/4"	2.72	2.04	1.06	0.16	7.44
30-511	5/8” x 3/4"	2.72	2.04	1.06	0.17	11.56
30-512	3/4” x 3/4"	2.72	2.04	1.06	0.20	6.82
30-513	1" x 1"	2.90	2.03	1.37	0.28	11.33

GHML 593

GARDEN HOSE COUPLING SETS - 2" SHANK



Part #	Hose x FGH	List Price
30-516	1/2"	13.64
30-517	5/8"	13.64
30-518	3/4"	17.01
30-519	1"	49.63

NPSM FEMALE SHORT SHANK

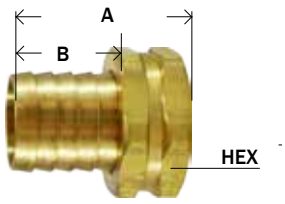

Part #	Hose ID	NPSM Thread	A	B	Hex	List Price
30-545	1/2	3/4"	1.45	0.88	1.18	4.62
30-546	5/8	3/4"	1.47	0.88	1.18	5.73
30-547	3/4	3/4"	1.47	0.88	1.18	5.67
30-548	1	1"	1.50	1.00	1.50	11.24

NPSM MALE SHORT SHANK



Part #	Hose ID	NPSM Thread	A	B	Hex	List Price
30-550	1/2	3/4"	1.56	0.88	1.06	4.88
30-551	5/8	3/4"	1.56	0.88	1.06	4.55
30-552	3/4	3/4"	1.56	0.88	1.06	5.22
30-553	1	1"	1.77	0.98	1.30	9.64

NPSM SHORT SHANK SETS



Part #	Size	List Price
30-540	1/2"	9.11
30-541	5/8"	9.31
30-542	3/4"	9.50
30-543	1"	19.60

NPSM FEMALE LONG SHANK

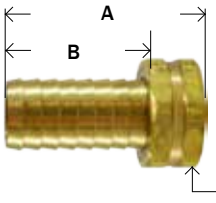

Part #	Hose ID	NPSM Thread	A	B	Hex	List Price
30-565	1/2	1/2"	2.09	1.50	0.94	3.97
30-566	5/8	3/4"	2.09	1.50	1.18	6.67
30-567	3/4	3/4"	2.09	1.50	1.18	6.11
30-568	1	1"	2.12	1.53	1.50	17.64

NPSM MALE LONG SHANK

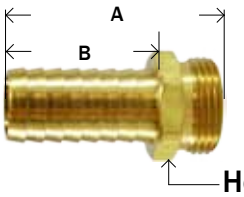

Part #	Hose ID	NPSM Thread	A	B	Hex	List Price
30-570	1/2	1/2"	2.18	1.50	0.87	4.52
30-571	5/8	3/4"	2.18	1.50	1.06	6.13
30-572	3/4	3/4"	2.18	1.50	1.06	6.45
30-573	1	1"	2.32	1.53	1.30	13.66

NPSM LONG SHANK SETS



Part #	Size	List Price
30-560	1/2"	8.58
30-561	5/8"	12.61
30-562	3/4"	12.74
30-563	1"	29.04

WROUGHT BRASS

WROUGHT BRASS - Female end only

•WASHER INCLUDED



Part #	Hose Barb x FGH	A	B	Approx. Wt. Lbs.	List Price
30-526	5/8” x 3/4"	1.58	0.91	0.05	4.66
30-527	3/4” x 3/4"	1.50	0.84	0.06	4.68

85L

WROUGHT BRASS COUPLINGS - Male end only



Part #	Hose Barb x MGH	A	B	Approx. Wt. Lbs.	List Price
30-530	1/2” x 3/4"	1.50	0.88	0.02	4.49

85M

GARDEN HOSE VALVES

ONE WAY BRASS BALL VALVE - FGH x MGH

• 500 PSI • 180°F

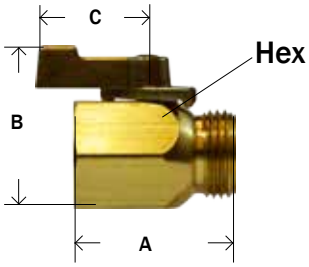

Part #	FGH x MGH	A	B	C	Hex	Approx. Wt. Lbs.	List Price
30-161	3/4” x 3/4"	1.87	1.89	1.31	1.06	0.42	58.53

ONE WAY BRASS BALL VALVE - Female Pipe x MGH

• 500 PSI • 180°F

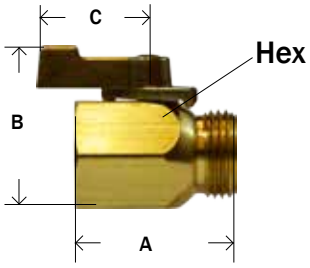

Part #	Female NPTF x MGH	A	B	C	Hex	Approx. Wt. Lbs.	List Price
30-162	3/4” x 3/4"	1.55	1.89	1.31	1.06	0.42	61.72

ZINC ALLOY HOSE SHUT-OFF W/ ONE LEVER



Part #	FGH x MGH	A	Approx. Wt. Lbs.	List Price
30-631	3/4" x 3/4"	1.67	0.08	4.60

GARDEN HOSE VALVES | BRASS FITTINGS

PLASTIC GARDEN HOSE VALVE • CYCOLAC BODY & BALL



Part #	FGH x MGH	A	Hex	Approx. Wt. Lbs.	List Price
30-163	3/4" x 3/4"	1.75	1.25	0.04	6.58

LA45OC

CAST BRASS HOSE - "Y" CONNECTOR •WASHER INCLUDED



Part #	Size	A	B	Approx. Wt. Lbs.	List Price
30-140	3/4”	1.40	0.67	0.22	11.39

86Y 21A

PLASTIC, NON-CORROSIVE, 2-WAY HOSE SHUT-OFF "Y"

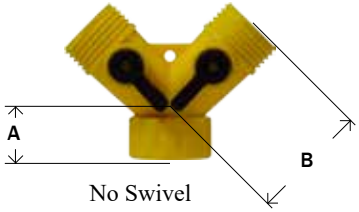

No Swivel

Part #	Size	A	B	Approx. Wt. Lbs.	List Price
30-160	3/4"	0.74	1.87	0.08	3.48

"Y" SHAPE ZINC ALLOY CONNECTOR W/ TWO LEVERS

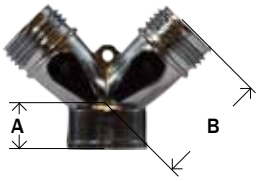

No Swivel

Part #	Size	A	B	Approx. Wt. Lbs.	List Price
30-626	3/4"	0.60	1.66	0.10	9.20

"Y" SHAPE BRASS CONNECTOR W/ 2-WAY SHUT OFF


• Brass Levers

Part #	Size	Description	Approx. Wt. Lbs.	List Price
30-627	3/4"	3/4 Double Y valve, swivel inlet	0.56	54.69

ZINC ALLOY SWIVEL HOSE CONNECTOR

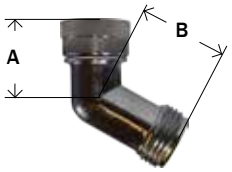

Part #	Size	A	B	Approx. Wt. Lbs.	List Price
30-629	3/4"	1.31	1.50	0.08	4.68

2-1/2" BRASS NOZZLE

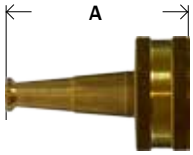

Part #	Size	A	Approx. Wt. Lbs.	List Price
30-637	3/4"	2.50	0.14	7.36

3" CROSSED PATTERN BRASS NOZZLE



Part #	Size	A	Approx. Wt. Lbs.	List Price
30-640	3/4"	2.89	0.25	10.46

4" CROSSED PATTERN BRASS NOZZLE



Part #	Size	A	Approx. Wt. Lbs.	List Price
30-638	3/4"	3.80	0.50	13.89



Adjustable Spray

Part #	Size		List Price
30-600	5-1/2"	Zinc Alloy spray nozzle with insulated handle soft grip and front thread protector	17.84



Lead Free

Part #	Size		List Price
30-620	4-1/4"	Zinc Alloy spray nozzle	6.90



Lead Free
Adjustable Spray

Part #	Size		List Price
30-609	5-1/4"	Zinc Alloy spray nozzle with easily adjustable brass head and plastic grip	18.76



Part #	Size		List Price
30-630	4-1/2"	Plastic spray nozzle	3.51

SAE 45° FLARE



Tube O.D.	1/8	3/16	1/4	5/16	3/8	7/16	1/2	5/8	3/4
Thread Size-B	5/16-24	3/8-24	7/16-20	1/2-20	5/8-18	11/16-16	3/4-16	7/8-14	1-1/16-14

•Typical Application
LP and natural gas, flammable liquids, instrumentation, refrigeration, power steering, hydraulic and pneumatic systems.

•Working Pressure Ranges
Temperature and type of tubing used are important factors. However, the following table is a good guide for proper selection. Temperature 73^{0}F with copper tubing:

PSI	Tube O.D. (in.)	Tube Wall (in.)
2800	1/8	.030
1900	3/16	.030
1400	1/4	.030
1200	5/16	.032
1000	3/8	.032
750	1/2	.032
650	5/8	.035
550	3/4	.035
450	7/8	.035

•Vibration
Good resistance - use long nut when greater vibration resistance is required.

•Temperature Range
-65^{0}F to +250^{0}F (-53^{0}C to +121^{0}C) range at maximum operating pressures.

•Used With
Copper, brass, aluminum and steel hydraulic tubing that can be flared.

• Tolerance
+/- .03 on all dimensions. Dimension data can change without notice. Please call us when dimensions are critical.

•Conformance
Meets specifications and standards of ASA, ASME, SAE and MS (Military standards).

Assembly Instructions
1- Cut tubing to desired length. Make sure all burrs are removed and ends are cut square.
2- Slide nut on tube. Threaded end "A" of nut must face out.
3- Flare end of tube with a 45^0 flaring tool.
a-Measure flare diameter.
b- Examine flare for excessive thin out.
4- Lubricate threads and assemble to fitting body. Nut should be turned hand tight.
5- Tighten assembly with wrench until a solid feeling is encountered. From that point, apply a one-sixth turn.
Note: Do not over-torque as it may damage the fitting or split the tubing at the flare.

• See Lead Free Flare Fittings page 159

Actual O.D. of Flare Fittings



SHORT ROD NUT

SAE# 010110

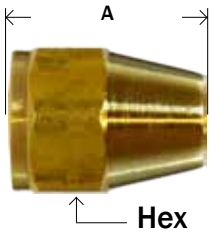

Part #	Thread Size UNF	Thread	A	Hex	Approx. Wt. Lbs.	List Price
10-013	1/8”	5/16-24	0.50	0.37	0.01	2.09
10-014	3/16”	3/8-24	0.62	0.43	0.02	1.05
10-015	1/4”	7/16-20	0.75	0.56	0.03	1.47
10-015L	1/4"	7/16-20	0.75	0.50	0.03	0.95
10-016	5/16”	1/2-20	0.88	0.62	0.04	2.41
10-017L	3/8”	5/8-18	0.77	0.75	0.05	1.60
10-017	3/8”	5/8-18	1.00	0.75	0.04	2.42
10-018	7/16”	11/16-16	1.06	0.81	0.06	9.27
10-019L	1/2”	3/4-16	0.93	0.87	0.06	1.95
10-019	1/2”	3/4-16	1.12	0.87	0.09	3.18
10-020L	5/8”	7/8-14	1.08	1.00	0.10	3.43
10-020	5/8”	7/8-14	1.31	1.06	0.15	8.85
10-021	3/4”	1-1/16-14	1.50	1.25	0.24	7.79
10-022	7/8”	1-1/4-12	1.62	1.50	0.36	16.45
10-026	1”	1-3/8-12	1.81	1.62	0.44	23.07

20910 41FS 1110 N1 41FX 441S 'L'

REDUCING SHORT ROD NUT

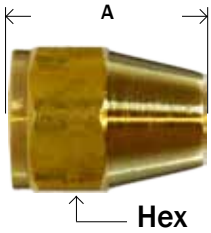

Part #	Thread Size UNF	A	Hex	Approx. Wt. Lbs.	List Price
10-023	3/8” x 1/4”	0.74	0.81	0.06	11.78
10-024	1/2” x 3/8”	0.86	0.94	0.10	12.80
10-025	5/8” x 1/2”	0.99	1.06	0.12	16.49

LONG ROD NUT

SAE# 010111



NEW

Part #	Thread Size UNF	A	Hex	Approx. Wt. Lbs.	List Price
10-001	1/8”	0.75	0.37	0.01	6.75
10-002	3/16”	0.81	0.43	0.02	2.60
10-003L	1/4"	0.98	0.55	0.03	1.56
10-003	1/4”	0.94	0.56	0.03	2.36
10-004	5/16”	1.12	0.62	0.04	4.50
10-005	3/8”	1.31	0.75	0.06	4.09
10-006	1/2”	1.62	0.87	0.12	6.85
10-007	5/8”	1.88	1.06	0.20	10.70
10-008	3/4”	2.19	1.25	0.34	51.60

41FL N2 241 441 41

"L" means light pattern.

-These fittings are completely interchangeable with full pattern fittings, but have been modified in some way. This modification is usually in the length of the pipe threads. Used in plumbing and light industrial applications.

LONG FORGED NUT

SAE# 010167



Part #	Thread Size UNF	A	Hex	Approx. Wt. Lbs.	List Price
10-028	1/4”	0.94	0.62	0.05	4.43
10-030	3/8”	1.06	0.81	0.08	6.72
10-031	1/2”	1.19	0.94	0.12	7.14
10-032	5/8”	1.44	1.06	0.26	12.59
10-033	3/4”	1.75	1.31	0.35	16.70

41FF 39 N4 14FL 641

SHORT FORGED NUT

SAE# 010166



Part #	Thread Size UNF	A	Hex	Approx. Wt. Lbs.	List Price
10-038	3/16”	0.56	0.50	0.02	5.59
10-039	1/4”	0.60	0.62	0.04	1.70
10-040	5/16”	0.66	0.69	0.04	3.42
10-041	3/8”	0.70	0.81	0.06	2.39
10-042	1/2”	0.82	0.94	0.08	3.36
10-043	5/8”	0.95	1.06	0.12	5.41
10-044	3/4”	1.16	1.31	0.22	11.35
10-045	7/8”	1.18	1.38	0.30	14.67

14FS 41FFS 40 641-S 1116 NS4

EXTRA HEAVY SHORT FORGED NUT



Part #	Thread Size UNF	A	Hex	Approx. Wt. Lbs.	List Price
10-046	1/4”	0.63	0.75	0.04	3.48
10-047	3/8”	0.72	0.88	0.06	3.85
10-048	1/2”	0.88	1.00	0.08	4.70
10-049	5/8”	0.98	1.12	0.12	7.17

NSA

FORGED REDUCING NUT



Part #	Female Flare x OD	A	Hex	Approx. Wt. Lbs.	List Price
10-051	5/16” x 1/4”	0.66	0.75	0.06	13.07
10-052	3/8” x 1/4”	0.72	0.81	0.06	5.28
10-053	3/8” x 5/16”	0.72	0.81	0.08	4.98
10-054	1/2” x 3/8”	0.81	0.94	0.08	4.44
10-055	5/8” x 3/8”	0.96	1.12	0.15	12.88
10-056	5/8” x 1/2”	0.97	1.06	0.12	7.63
10-058	3/4” x 5/8”	1.17	1.31	0.30	17.65

NSR4 14FS 41FRS 40R 662-S

FLARED PLUG



Part #	Thread Size UNF	A	Hex	Approx. Wt. Lbs.	List Price
10-063	3/16”	0.59	0.50	0.02	5.15
10-064 *	1/4”	0.69	0.43	0.02	1.38
10-065 *	5/16”	0.78	0.50	0.04	2.99
10-066 *	3/8”	0.88	0.62	0.06	2.40
10-067	1/2”	1.06	0.75	0.10	4.00
10-068	5/8”	1.19	0.87	0.14	3.89
10-069	3/4"	1.32	1.06		17.19

* Available in Stainless Steel. Add SS to the part# 58 639F PF 57 P2 2229 439

FLARED CAP



Part #	Thread Size UNF	A	Hex	Approx. Wt. Lbs.	List Price
10-074	3/16”	0.47	0.50	0.02	3.52
10-075 *	1/4”	0.48	0.50	0.02	0.85
10-076	5/16”	0.62	0.62	0.04	2.68
10-077 *	3/8”	0.58	0.75	0.03	2.02
10-078	1/2”	0.69	0.81	0.14	1.97
10-079	5/8”	0.81	0.94	0.20	3.22
10-080	3/4”	1.17	1.37	0.30	11.42

* Available in Stainless Steel. Add SS to the part# 640F 41FC 56 N5 2129 54 440

FINGER TIGHTENING CAP

- Neoprene
- **O-Ring Included**

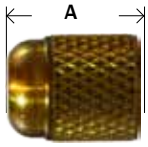

Part #	Thread Size UNF	A	Approx. Wt. Lbs.	List Price
10-081	1/4"	0.62	0.02	1.52

NFT5

COPPER GASKET

SAE# 010113

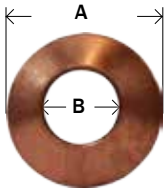

Part #	Size	A	B	Approx. Wt. Lbs.	List Price
10-084	3/16”	0.31	0.12	0.01	0.77
10-085	1/4”	0.36	0.19	0.01	0.40
10-086	5/16”	0.42	0.22	0.01	1.15
10-087	3/8”	0.55	0.28	0.01	0.83
10-088	1/2”	0.66	0.41	0.01	1.14
10-089	5/8”	0.77	0.50	0.01	1.47
10-090	3/4”	0.95	0.62	0.01	1.70

B2 2GF 6251 FG 157 59 46

COPPER BONNET

SAE# 010114



Part #	Size	A	B	Approx. Wt. Lbs.	List Price
10-094	3/16”	0.16	0.31	0.01	2.64
10-095	1/4”	0.22	0.36	0.01	2.26
10-097	3/8”	0.34	0.55	0.01	2.22
10-098	1/2”	0.41	0.66	0.01	3.03
10-099	5/8”	0.44	0.77	0.01	2.84
10-100	3/4”	0.56	0.95	0.01	6.71

B1 3GF 64C 57 156 FB 695 464

MALE BALL CHECK CONNECTOR



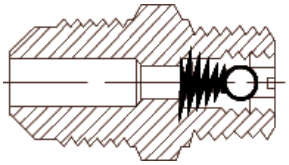

Part #	Male Flare x Male NPTF	A	Hex	Approx. Wt. Lbs.	List Price
10-131*	1/4" x 1/8"	1.06	0.43		32.58
10256WC	1/4” x 1/4”	1.24	0.6	0.04	2.94
10-133*	3/8” x 1/4”	1.31	0.62	0.08	28.79

43A

* Note: Ball & Spring position may be reversed to change flow/check position. Min working pressure 3 PSI.

UNION

SAE# 010101

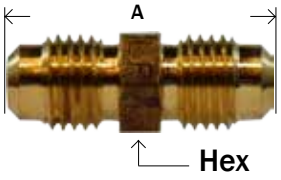

Part #	Thread Size UNF	A	Hex	Approx. Wt. Lbs.	List Price
10-104	1/8”	0.91	0.31	0.02	7.58
10-105	3/16”	1.06	0.37	0.02	4.62
10-106L	1/4”	1.19	0.43	0.03	1.50
10-106 *	1/4”	1.19	0.43	0.03	2.69
10-107	5/16”	1.34	0.50	0.05	2.79
10-108L	3/8”	1.50	0.62	0.09	4.43
10-108 *	3/8’	1.50	0.62	0.09	3.11
10-109L	1/2”	1.67	0.75	0.12	6.04
10-109	1/2”	1.81	0.75	0.14	6.68
10-110L	5/8”	2.00	0.87	0.20	7.16
10-110	5/8”	2.12	0.87	0.20	6.69
10-111	3/4”	2.44	1.06	0.35	12.27
10-112	7/8”	2.72	1.25	0.52	48.18

* Available in Stainless Steel. Add SS to the part#

42F U2

"L" means light pattern.

-These fittings are completely interchangeable with full pattern fittings, but have been modified in some way. This modification is usually in the length of the pipe threads. Used in plumbing and light industrial applications.

REDUCING UNION



Part #	Thread Size UNF	A	Hex	Approx. Wt. Lbs.	List Price
10-117	5/16" x 1/4"	1.28	0.50	0.04	6.04
10-118	3/8" x 1/4"	1.38	0.62	0.06	4.75
10-119	3/8" x 5/16"	1.44	0.62	0.08	8.44
10-120	1/2" x 1/4"	1.53	0.75	0.10	7.26
10-121	1/2" x 3/8"	1.69	0.75	0.10	7.16
10-122	5/8" x 3/8"	1.88	0.87	0.17	12.00
10-123	5/8" x 1/2"	1.87	0.87	0.14	6.22

656F UR2 42-R

UNION TEE

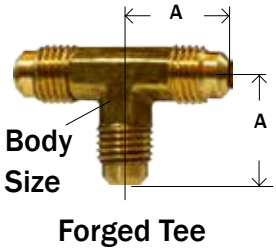

Forged Tee

SAE# 010401

Part #	Thread Size UNF	A	Body Size	Approx. Wt. Lbs.	List Price
10-157	1/8"	0.67	0.36	0.04	8.11
10-158	3/16"	0.75	0.36	0.06	4.67
10-159 **	1/4"	0.78	0.36	0.06	4.88
10-160 **	5/16"	0.91	0.44	0.10	6.94
10-161 **	3/8"	1.00	0.44	0.12	7.04
10-162	1/2"	1.16	0.59	0.19	7.25
10-163	5/8"	1.41	0.69	0.30	13.30
10-164	3/4"	1.64	0.88	0.53	28.28
10-165	7/8"	1.75	1.25	0.93	57.47

** Available in Stainless Steel. Add SS to the part#

244F T2 144F

REDUCING TEE 1 x 2 x 3

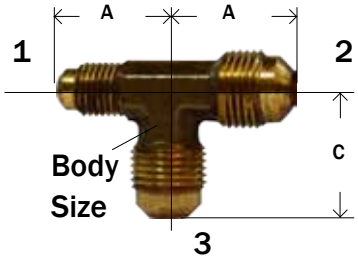

Part #	Thread Size UNF 1x2x3	A	C	Body Size	Approx. Wt. Lbs.	List Price
10-170	1/4" x 1/4" x 3/8"	0.91	1.00	0.44	0.10	7.65
10-171	5/16" x 5/16" x 1/4"	0.94	0.94	0.44	0.12	11.45
10-172	3/8" x 1/4" x 1/4"	0.91	1.00	0.44	0.10	9.15
10-173	3/8" x 1/4" x 3/8"	1.00	0.91	0.44	0.12	11.41
10-174	3/8" x 3/8" x 1/4"	1.00	0.88	0.44	0.11	8.22
10-175	3/8" x 3/8" x 1/2"	1.00	1.19	0.59	0.14	11.45
10-176	3/8" x 3/8" x 5/8"	1.16	1.44	0.69	0.16	22.10
10-178	1/2" x 3/8" x 3/8"	1.16	1.12	0.59	0.18	8.69
10-179	1/2" x 3/8" x 1/2"	1.16	1.09	0.59	0.18	10.61
10-180	1/2" x 1/2" x 1/4"	1.16	0.97	0.59	0.18	14.68
10-181	1/2" x 1/2" x 3/8"	1.16	1.12	0.59	0.19	9.61
10-182	1/2" x 1/2" x 5/8"	1.28	1.41	0.69	0.28	13.99
10-187	5/8" x 1/2" x 5/8"	1.44	1.33	0.69	0.27	21.69
10-188	5/8" x 5/8" x 3/8"	1.38	1.16	0.69	0.30	18.89
10-189	5/8" x 5/8" x 1/2"	1.38	1.28	0.69	0.28	27.08
10-197	3/4" x 3/4" x 5/8"	1.66	1.50	0.88	0.36	47.10

144F TR2 659F 684F 44R

SAE 45° FLARE

MALE BRANCH TEE
SAE# 010425

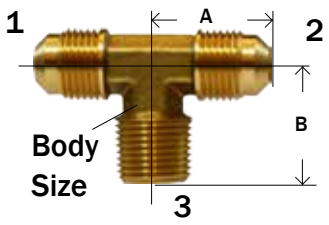

Forged Tee

Part #	Male Flare x Male NPT (1&2)x3	A	B	Body Size	Approx. Wt. Lbs.	List Price
10-203	3/16" x 1/8"	0.75	0.75	0.36	0.10	5.52
10-204	1/4" x 1/8"	0.78	0.75	0.36	0.05	5.65
10-205	1/4" x 1/4"	0.88	0.88	0.44	0.08	5.85
10-206	1/4" x 3/8"	0.92	1.00	0.47	0.10	9.48
10-207	5/16" x 1/8"	0.89	0.78	0.44	0.08	6.74
10-208	5/16" x 1/4"	0.94	0.94	0.44	0.08	7.75
10-209	3/8" x 1/8"	1.00	0.91	0.44	0.14	11.27
10-210	3/8" x 1/4"	1.00	0.94	0.44	0.12	7.44
10-211 **	3/8" x 3/8"	1.00	1.00	0.47	0.13	9.17
10-212 **	3/8" x 1/2"	1.12	1.22	0.69	0.22	13.46
10-213	1/2" x 1/4"	1.16	1.00	0.59	0.20	19.83
10-214	1/2" x 3/8"	1.16	1.14	0.59	0.19	14.02
10-215	1/2" x 1/2"	1.22	1.22	0.69	0.24	13.32
10-216	1/2" x 3/4"	1.38	1.41	0.88	0.22	26.45
10-217	5/8" x 3/8"	1.38	1.25	0.69	0.24	22.52
10-218	5/8" x 1/2"	1.41	1.31	0.69	0.29	17.65
10-219	5/8" x 3/4"	1.41	1.41	0.88	0.36	26.61
10-220	3/4" x 1/2"	1.63	1.59	0.88	0.49	33.35
10-221	3/4" x 3/4"	1.63	1.44	0.88	0.48	34.29

** Available in Stainless Steel. Add SS to the part#

T1 145F 45

FEMALE ADAPTER
SAE# 010103

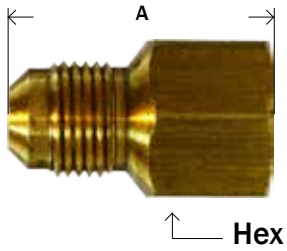

Part #	Male Flare x Female NPTF	A	Hex	Approx. Wt. Lbs.	List Price
10-227	3/16" x 1/8"	0.97	0.56	0.03	4.60
10-228L	1/4" x 1/8"	1.03	0.56	0.03	1.55
10-228	1/4" x 1/8"	1.03	0.56	0.04	3.23
10-229L	1/4" x 1/4"	1.06	0.68	0.06	3.85
10-229	1/4" x 1/4"	1.23	0.68	0.07	1.81
10-230	1/4" x 3/8"	1.18	0.81	0.08	4.49
10-231	1/4" x 1/2"	1.31	0.94	0.06	7.24
10-232	5/16" x 1/8"	1.06	0.56	0.05	17.30
10-233	5/16" x 1/4"	1.28	0.68	0.08	4.27
10-234	3/8" x 1/8"	1.09	0.62	0.08	4.18
10-235L	3/8" x 1/4"	1.25	0.68	0.08	3.29
10-235	3/8" x 1/4"	1.31	0.81	0.08	5.01
10-236L	3/8" x 3/8"	1.25	0.81	0.08	4.15
10-236	3/8" x 3/8"	1.25	0.81	0.10	7.19
10-237L	3/8" x 1/2"	1.31	0.94	0.08	3.51
10-237	3/8" x 1/2"	1.60	1.00	0.16	10.49
10-238	3/8" x 3/4"	1.41	1.18	0.11	9.49
10-239	1/2" x 1/4"	1.37	0.75	0.10	4.75
10-240L	1/2" x 3/8"	1.38	0.81	0.12	4.36
10-240	1/2" x 3/8"	1.50	0.81	0.14	8.85
10-241L	1/2" x 1/2"	1.42	0.94	0.10	6.44
10-241	1/2" x 1/2"	1.75	1.00	0.12	11.46
10-242L	1/2" x 3/4"	1.40	1.10		3.74
10-242	1/2" x 3/4"	1.60	1.12	0.16	5.83
10-243	5/8" x 3/8"	1.24	0.87	0.12	9.58
10-244L	5/8" x 1/2"	1.51	0.86		3.06
10-244	5/8" x 1/2"	1.62	0.94	0.12	6.10
10-245	5/8" x 3/4"	1.65	1.12	0.17	7.69
10-246	3/4" x 1/2"	1.74	1.18	0.32	21.05
10-247	3/4" x 3/4"	1.75	1.18	0.22	20.42
10-248	7/8" x 3/4"	1.94	1.31	0.26	21.28

46 U3

"L" means light pattern.

-These fittings are completely interchangeable with full pattern fittings, but have been modified in some way. This modification is usually in the length of the pipe threads. Used in plumbing and light industrial applications.

MALE ADAPTER



SAE# 010102

Part #	Male Flare x Male NPTF	A	Hex	Approx. Wt. Lbs.	List Price
10-253	1/8" x 1/8"	0.92	0.43	0.02	3.89
10-254	3/16" x 1/8"	1.00	0.43	0.03	2.13
10-255L	1/4" x 1/8"	1.06	0.43	0.03	1.46
10-255 *	1/4" x 1/8"	1.06	0.43	0.04	1.29
10-256L	1/4" x 1/4"	1.15	0.56	0.03	1.71
10-256 *	1/4" x 1/4"	1.25	0.56	0.04	1.70
10-257 *	1/4" x 3/8"	1.31	0.68	0.06	2.62
10-258	1/4" x 1/2"	1.44	0.87	0.11	6.14
10-259L	5/16" x 1/8"	1.15	0.50	0.04	2.96
10-259	5/16" x 1/8"	1.16	0.50	0.04	2.79
10-260L	5/16" x 1/4"	1.31	0.56	0.06	3.40
10-260	5/16" x 1/4"	1.34	0.56	0.06	3.27
10-261 *	5/16" x 3/8"	1.38	0.68	0.08	5.93
10-262	3/8" x 1/8"	1.25	0.62	0.07	2.29
10-263L	3/8" x 1/4"	1.31	0.62	0.06	2.42
10-263 *	3/8" x 1/4"	1.44	0.62	0.08	2.43
10-264L	3/8" x 3/8"	1.37	0.68	0.09	2.89
10-264 *	3/8" x 3/8"	1.42	0.68	0.09	2.83
10-265L	3/8" x 1/2"	1.44	0.89	0.12	3.39
10-265 *	3/8" x 1/2"	1.69	0.87	0.14	6.24
10-266	3/8" x 3/4"	1.81	1.06	0.18	7.62
10-267	1/2" x 1/4"	1.60	0.75	0.11	3.81
10-268L	1/2" x 3/8"	1.46	0.75	0.10	3.26
10-268	1/2" x 3/8"	1.62	0.75	0.12	3.88
10-269L	1/2" x 1/2"	1.62	0.87	0.13	3.71
10-269	1/2" x 1/2"	1.79	0.87	0.15	5.55
10-270	1/2" x 3/4"	1.75	1.06	0.22	7.48
10-271	5/8" x 1/4"	1.81	0.87	0.14	10.66
10-272L	5/8" x 3/8"	1.67	0.87	0.14	4.80
10-272	5/8" x 3/8"	1.81	0.87	0.18	8.12
10-273L	5/8" x 1/2"	1.80	0.87	0.11	4.92
10-273	5/8" x 1/2"	2.00	0.87	0.20	8.54
10-274	5/8" x 3/4"	1.85	1.06	0.21	6.27
10-275	3/4" x 1/2"	2.19	1.06	0.28	13.69
10-276	3/4" x 3/4"	2.08	1.06	0.28	8.46
10-277	7/8" x 1/2"	2.22	1.25	0.52	35.71
10-278	7/8" x 3/4"	2.35	1.25	0.41	22.63
10-279	1" x 3/4"	2.44	1.43	0.53	26.95
10-280	1" x 1"	2.44	1.43	0.53	33.08

* Available in Stainless Steel. Add SS to the part#

U1 48

"L" means light pattern.

-These fittings are completely interchangeable with full pattern fittings, but have been modified in some way. This modification is usually in the length of the pipe threads. Used in plumbing and light industrial applications.

90° MALE ELBOW

SAE# 010202

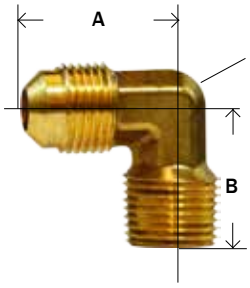

Forged Elbow

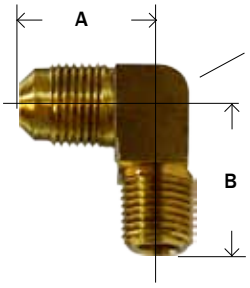

Barstock Elbow

	Part #	Male Flare x Male NPTF	A	B	Body Size	Approx. Wt. Lbs.	List Price
	10-283	1/8" x 1/8"	0.63	0.73	0.37	0.04	10.57
	10-283B*	1/8" x 1/8"	0.62	0.69	0.43	0.04	36.84
	10-284	3/16" x 1/8"	0.75	0.75	0.38	0.04	7.98
	10-284B*	3/16" x 1/8"	0.75	0.75	0.43	0.06	5.28
	10-285	3/16" x 1/4"	0.81	0.88	0.44	0.08	6.40
	10-286	1/4" x 1/8"	0.84	0.78	0.38	0.04	3.54
NEW	10-286L	1/4" x 1/8"	0.96	0.80	0.37	0.04	2.40
	10-286B*	1/4" x 1/8"	0.81	0.78	0.47	0.05	2.54
	10-287 **	1/4" x 1/4"	0.81	0.88	0.44	0.05	3.21
	10-287B*	1/4" x 1/4"	0.91	0.93	0.59	0.08	4.09
	10-288 **	1/4" x 3/8"	0.91	0.91	0.47	0.08	5.56
	10-289	1/4" x 1/2"	1.03	1.09	0.59	0.10	6.99
	10-290	5/16" x 1/8"	0.91	0.88	0.44	0.06	2.88
	10-290B*	5/16" x 1/8"	0.91	0.78	0.52	0.06	7.56
	10-291	5/16" x 1/4"	0.98	0.96	0.44	0.08	2.97
	10-291B*	5/16" x 1/4"	0.95	0.92	0.62	0.08	8.58
	10-292	5/16" x 3/8"	1.06	1.09	0.59	0.08	6.37
	10-293	3/8" x 1/8"	1.00	0.91	0.53	0.08	6.43
	10-293B*	3/8" x 1/8"	1.03	0.91	0.65	0.08	8.30
	10-294	3/8" x 1/4"	1.01	0.89	0.48	0.08	3.76
	10-294B*	3/8" x 1/4"	0.97	1.04	0.68	0.11	6.19
	10-295 **	3/8" x 3/8"	1.00	0.88	0.47	0.10	3.90
NEW	10-295L	3/8" x 3/8"	0.95	0.89	0.46		3.04
	10-295B*	3/8" x 3/8"	1.06	1.09	0.69	0.12	7.40
	10-296 **	3/8" x 1/2"	1.10	1.09	0.59	0.12	5.53
	10-297	3/8" x 3/4"	1.25	1.31	0.81	0.12	14.46
	10-298	1/2" x 1/4"	1.19	1.00	0.59	0.12	5.50
	10-298B*	1/2" x 1/4"	1.22	1.19	0.81	0.12	15.15
	10-299	1/2" x 3/8"	1.10	1.00	0.59	0.13	5.35
	10-299B*	1/2" x 3/8"	1.22	1.12	0.77	0.18	9.97
	10-300	1/2" x 1/2"	1.16	1.13	0.59	0.14	6.18
	10-300B*	1/2" x 1/2"	1.26	1.26	0.94	0.26	13.05
	10-301	1/2" x 3/4"	1.42	1.25	0.81	0.24	11.15
	10-311	5/8" x 1/4"	1.34	1.13	0.72	0.28	11.64
	10-302	5/8" x 3/8"	1.35	1.22	0.72	0.20	10.09
	10-302B*	5/8" x 3/8"	1.41	1.25	0.94	0.20	24.76
	10-303	5/8" x 1/2"	1.35	1.22	0.72	0.20	8.28
NEW	10-303L	5/8" x 1/2"	1.29	1.11	0.70	0.20	5.64
	10-303B*	5/8" x 1/2"	1.41	1.38	0.94	0.20	17.91
	10-304	5/8" x 3/4"	1.44	1.31	0.81	0.25	13.95
	10-305	3/4" x 1/2"	1.67	1.50	0.88	0.34	17.25
	10-306	3/4" x 3/4"	1.67	1.63	0.88	0.30	14.99
	10-306B*	3/4" x 3/4"	1.60	1.62	0.91	0.32	27.88
	10-307	7/8" x 3/4"	1.75	1.68	1.00	0.44	45.81
	10-308	1" x 3/4"	1.94	1.69	1.31	0.75	53.02
	10-309	1" x 1"	1.94	1.75	1.25	0.78	47.15

* Barstock

** Available in Stainless Steel. Add SS to the part#

90° FEMALE ELBOW

SAE# 010203

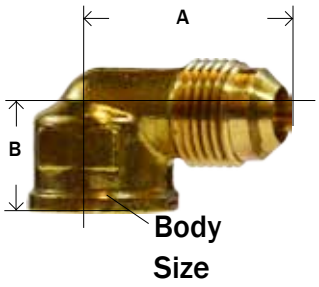

Forged Elbow

	Part #	Male Flare x Female NPTF	A	B	Body Size	Approx. Wt. Lbs.	List Price
	10-312	3/16" x 1/8"	0.81	0.44	0.56	0.05	7.21
	10-313	1/4" x 1/8"	0.90	0.46	0.56	0.06	4.38
	10-314	1/4" x 1/4"	0.97	0.59	0.75	0.08	5.81
	10-315	1/4" x 3/8"	1.03	0.57	0.81	0.09	8.60
	10-333	1/4" x 1/2"	1.08	0.66	1.00	0.12	11.01
	10-316	5/16" x 1/8"	0.94	0.88	0.45	0.08	7.59
	10-317	5/16" x 1/4"	1.03	0.58	0.75	0.06	12.34
	10-318	3/8" x 1/8"	1.00	0.88	0.47	0.10	8.02
	10-319	3/8" x 1/4"	1.06	0.59	0.75	0.09	3.76
	10-320	3/8" x 3/8"	1.06	0.57	0.81	0.10	5.33
	10-321	3/8" x 1/2"	1.16	0.66	1.00	0.14	7.08
NEW	10-321L	3/8" x 1/2"	1.21	0.42	0.96	0.13	6.00
	10-322	3/8" x 3/4"	1.28	0.72	1.25	0.12	12.27
	10-323	1/2" x 1/4"	1.25	0.70	0.88	0.13	10.71
	10-324	1/2" x 3/8"	1.25	0.70	0.88	0.12	7.96
	10-325	1/2" x 1/2"	1.29	0.72	1.00	0.18	8.38
NEW	10-325L	1/2" x 1/2"	1.24	0.71	0.98	0.17	5.45
	10-326	1/2" x 3/4"	1.41	0.72	1.25	0.20	11.43
	10-327	5/8" x 3/8"	1.35	1.22	0.72	0.22	14.27
	10-328	5/8" x 1/2"	1.38	0.75	1.00	0.20	12.50
	10-329	5/8" x 3/4"	1.50	0.76	1.25	0.28	12.64
	10-330	3/4" x 1/2"	1.63	1.06	1.06	0.42	23.87
	10-331	3/4" x 3/4"	1.88	1.06	1.31	0.40	35.30

E3 50 150F

FORGED MALE RUN TEE

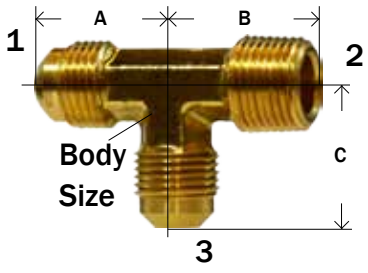

Part #	Male Flare x Male NPTF (1&3) x 2	A	B	C	Body Size	Approx. Wt. Lbs.	List Price
10-361	3/16" x 5/16" x 1/8"	0.87	0.78	0.97	0.44	0.08	5.57
10-343	3/16" x 1/8"	0.75	0.75	0.75	0.37	0.05	7.11
10-344	1/4" x 1/8"	0.78	0.75	0.78	0.37	0.06	6.13
10-345	1/4" x 1/4"	0.88	0.88	0.88	0.44	0.08	7.52
10-347	5/16" x 1/8"	0.88	0.80	0.88	0.44	0.08	6.55
10-348	5/16" x 1/4"	0.94	0.94	0.94	0.44	0.08	9.61
10-350	3/8" x 1/4"	1.00	0.94	1.00	0.44	0.12	9.61
10-351	3/8" x 3/8"	1.00	1.00	1.00	0.47	0.10	13.32
10-340	3/8" x 1/2" x 3/8"	1.09	1.09	1.16	0.59	0.18	12.35
10-352	3/8" x 1/2"	1.12	1.22	1.12	0.69	0.12	18.71
10-353	1/2" x 3/8" x 1/2"	1.22	1.22	1.15	0.69	0.22	14.65
10-354	1/2" x 3/8"	1.16	1.09	1.16	0.59	0.18	16.19
10-355	1/2" x 1/2"	1.22	1.22	1.22	0.69	0.22	14.27
10-357	5/8" x 1/2"	1.41	1.31	1.41	0.69	0.28	20.07
10-359	3/4" x 1/2"	1.63	1.59	1.63	0.88	0.48	39.51
10-360	3/4" x 3/4"	1.62	1.44	1.62	0.88	0.48	34.90

T3 151F 51

FORGED FLARE CROSS

SAE# 010501

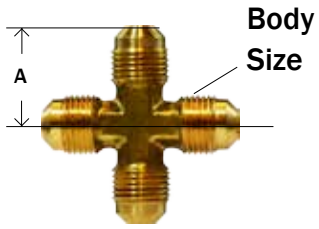

Part #	Thread Size UNF	A	Body Size	Approx. Wt. Lbs.	List Price
10-373	1/4”	0.88	0.44	0.10	14.46
10-374	5/16”	0.92	0.44	0.10	14.16
10-375	3/8”	1.00	0.44	0.16	13.51
10-376	1/2”	1.16	0.59	0.24	15.92

455 C1 147F 52

FORGED ADAPTER TEE / SERVICE TEE

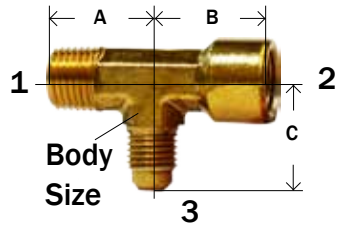

Part #	Size 1 x 2 x 3	A	B	C	Body Size	Approx. Wt. Lbs.	List Price
10-382	1/8” x 1/8” x 1/4”	0.72	0.53	0.80	0.47	0.08	7.44
10-383	1/4” x 1/4” x 1/4”	0.88	1.00	0.91	0.47	0.11	9.41

T17 53

FORGED 90° FLARE ELBOW

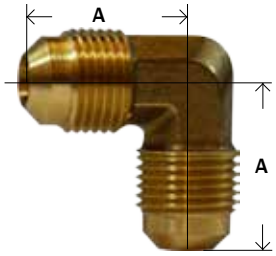

Part #	Thread Size UNF	A	Approx. Wt. Lbs.	List Price
10-404	1/8”	0.64	0.04	23.86
10-405	3/16”	0.75	0.06	10.91
10-406	1/4”	0.81	0.08	2.04
10-407	5/16”	0.91	0.10	6.32
10-408	3/8”	1.00	0.10	5.34
10-409	1/2”	1.16	0.14	8.02
10-410	5/8”	1.41	0.22	13.03
10-411	3/4”	1.66	0.68	26.14
10-412	7/8”	1.81	0.82	47.87

E2 155F

FORGED REDUCING ELBOW

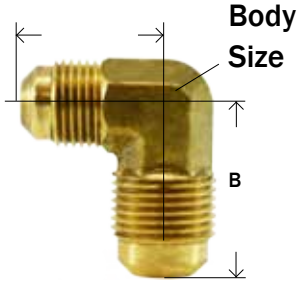

Part #	Male Flare x Male Flare	A	B	Body Size	Approx. Wt. Lbs.	List Price
10-416	3/8” x 1/4”	1.00	0.88	0.47	0.08	6.43
10-419	1/2” x 3/8”	1.19	1.02	0.59	0.14	8.17
10-421	5/8” x 1/2”	1.34	1.23	0.72	0.21	12.33

ER2 657F 55R

45° ELBOW

SAE# 010302

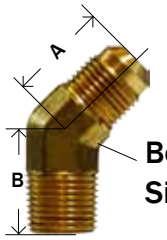

Forged

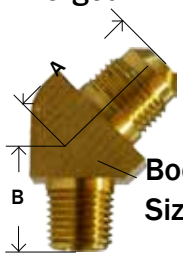

Barstock

Part #	Male Flare x Male NPTF	A	B	Body Size	Approx. Wt. Lbs.	List Price
10-448	1/4" x 1/8"	0.67	0.64	0.41	0.04	3.39
10-448B*	1/4" x 1/8"	0.67	0.64	0.44	0.04	11.73
10-449	1/4" x 1/4"	0.75	0.86	0.53	0.07	3.95
10-450	5/16" x 1/8"	0.78	0.64	0.53	0.06	3.96
10-451	5/16" x 1/4"	0.81	0.86	0.53	0.07	7.17
10-452	3/8" x 1/4"	0.91	0.86	0.53	0.09	6.36
10-452B*	3/8" x 1/4"	0.89	0.86	0.64	0.12	11.26
10-453	3/8" x 3/8"	0.93	0.94	0.59	0.11	6.57
10-454	3/8" x 1/2"	0.99	1.17	0.75	0.19	9.48
10-455	1/2" x 3/8"	1.07	0.88	0.59	0.12	7.48
10-455B*	1/2" x 3/8"	1.06	0.94	0.76	0.18	24.90
10-456	1/2" x 1/2"	1.12	1.18	0.75	0.20	10.80
10-460	5/8" x 3/8"	1.13	0.95	0.81	0.22	15.64
10-457	5/8" x 1/2"	1.12	1.17	0.78	0.18	11.77
10-458	3/4" x 1/2"	1.28	1.16	0.88	0.26	18.78
10-459	3/4" x 3/4"	1.41	1.20	0.88	0.31	19.28

* Barstock

E145 54 159F 654F 59FF 254 47 4945

FEMALE 45° FLARE FITTINGS

UNION

- Use with Copper Gasket

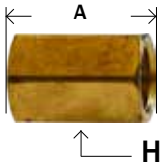

SAE# 010107

Part #	Female Flare x Female Flare	A	Hex	Approx. Wt. Lbs.	List Price
10-135	1/4"	1.00	0.62	0.06	11.52
10-136	3/8"	1.25	0.81	0.14	20.43
10-137	1/2"	1.43	0.94	0.18	26.08

2310 U4 660HD 32

FEMALE FLARE ADAPTER

SAE# 010106



Part #	Female Flare x Male NPTF	A	Hex	Approx. Wt. Lbs.	List Price
10-440	1/4" x 1/8"	0.91	0.62	0.05	4.19
10-441	1/4" x 1/4"	1.01	0.62	0.06	6.14
10-442	3/8" x 1/4"	1.28	0.81	0.10	6.36
10-443	1/2" x 3/8"	1.36	0.94	0.14	25.92
10-444	1/2" x 1/2"	1.46	0.94	0.14	4.38

U5 664FHD 33 48-FF

FLARE REDUCER

SAE# 010105

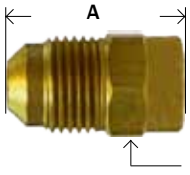

Part #	Male Flare x Female Flare	A	Hex	Approx. Wt. Lbs.	List Price
10-462	1/4" x 3/8"	1.22	0.81	0.10	2.70
10-461	1/4" x 1/2"	1.36	0.94	0.14	21.12
10-463 *	3/8" x 1/4"	1.12	0.62	0.06	5.02
10-464	3/8" x 1/2"	1.44	0.94	0.14	8.01
10-473	3/8" x 5/8"	1.63	1.12	0.16	17.97
10-467	1/2" x 3/8"	1.41	0.81	0.13	7.88
10-468	1/2" x 5/8"	1.68	1.06	0.20	35.09
10-469	5/8" x 1/2"	1.63	1.00	0.17	21.11
10-470	5/8" x 3/4"	1.97	1.31	0.31	20.34
10-471	3/4" x 5/8"	1.75	1.18	0.32	23.53

* Available in Stainless Steel. Add SS to the part#

UR3 661FHD 227 46-FF

BRASS FLARE SWIVEL FITTINGS

FORGED SWIVEL
SAE# 010108

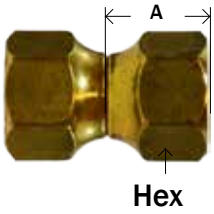

	Part #	Female Flare UNF	A	Hex	Approx. Wt. Lbs.	List Price
	10-481	1/4”	0.59	0.62	0.04	6.51
	10-482	5/16”	0.62	0.68	0.06	9.32
	10-483	3/8”	0.69	0.81	0.10	6.54
NEW	10-483L	3/8"	0.63	0.80		4.35
	10-484	1/2”	0.81	0.94	0.16	9.52
NEW	10-484L	1/2"	0.82	0.92		5.70
	10-485	5/8”	0.94	1.06	0.24	11.05
	10-486	3/4”	1.12	1.31	0.34	37.65

1350 US4 14FSV 34

REDUCING SWIVELS

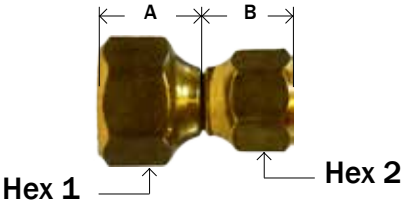

Part #	Female Flare UNF	A	B	Hex 1	Hex 2	Approx. Wt. Lbs.	List Price
10-487	3/8” x 1/4”	0.72	0.60	0.81	0.62	0.08	14.17
10-488	1/2” x 3/8”	0.84	0.70	0.94	0.81	0.12	17.31
10-489	5/8” x 1/2”	0.98	0.82	1.03	0.94	0.22	21.16

FORGED SWIVEL ELBOWS



Part #	Male Flare x Female Flare	A	B	Hex	Approx. Wt. Lbs.	List Price
10-493	1/4”	0.93	0.86	.563	0.12	14.86
10-494	3/8”	1.13	1.1	.75	0.20	23.44
10-495	1/2"	1.29	1.20	.88	0.25	33.33
10-496	5/8"	1.50	1.30	1.00	0.37	43.04
10-497	3/4"	1.83	1.60	1.25	0.54	77.15

ES4

It is not the strongest of the species that survive, nor the most intelligent, but the one most responsive to change.

- Charles Darwin

SPACE HEATER FITTINGS

NUT

9/16-24 FINE THREAD FLARE

#M-82SH



Part #	Size	List Price
14-001	3/8	3.50

MALE ADAPTER

#M-83SH



Part #	Size	List Price
14-016	3/8 x 3/8	6.43
14-017	3/8 x 1/2	6.95

FEMALE ADAPTER

#M-80SH



Part #	Size	List Price
14-018	3/8 x 3/8	6.56
14-025	3/8 x 1/2	3.32

UNION



Part #	Size	List Price
14-011	3/8	5.64

BRASS GAS RANGE FITTINGS

BRASS MALE ADAPTERS



15/16-16 FLARE THREAD

Part #	Male Flare x Male NPTF	List Price
35-132	1/2” x 1/2” (3/8” FIP TAP)	6.60
35-134	15/16” x 1/2”	6.33
35-135	15/16" x 3/4" (1/2" FIP TAP)	10.26

BRASS FEMALE ADAPTERS



Part #	Flare x FIP	List Price
35-136	15/16" x 1/2"	9.31
35-142	15/16" x 3/4"	11.25

DRUM ADAPTERS



- Straight Thread

SAE# 010165

Part #	Male Flare x FIP	List Price
50-011	1/4” x 1/2”	30.37
50-001	1/4” x 3/4”	14.55

CAP



Part #	Size	List Price
35-186	15/16"	26.56

RD IF K1

TEE CONNECTION



Part #	Pipe Size	List Price
34-001	1/4" Inverted flare x 1/4" MPT	34.25

41-1-390-0014 2000

TAILPIECE WITH FLATS

1/4 NPT



Part #	Length	List Price
34-011	2.34 w/ wrench Flats	20.07
34-012	2.13 w/ Hex	9.23

1001AUL 21605 M-2001-A 2002A 2001AHN

STANDARD NUT

7/8" Hex



Part #	Pipe Size	List Price
34-016	.880-14 LH	4.54

2001B

TAILPIECE & NUT ASSEMBLY



Part #	Pipe Size	List Price
34-022	1/4	21.53

2002AB

POL CAP



Part #	Pipe Size	List Price
34-031	.880-14LH	12.86

ME1699 POL2004 1004A M-2004

POL PLUG WITH CHAIN



Part #	Length	List Price
34-141	POL PLUG WITH CHAIN	41.10

ME1691-1

SINGLE PIECE POL ADPATER



Part #	Length	List Price
34-130	MALE POL X 1/4 FPT	7.08
34-131	MALE POL X 1/2 FPT	33.93

ME351 ME357

ADAPTERS



Part #	Pipe Size	List Price
34-041	3/8 Flare x .880-14LH	17.59
34-046	1/2 Flare x .880-14LH	17.49
34-051	5/8 Flare x .880-14LH	23.61

ME3510 2906E 2007

STRAIGHT TUBE UNION



Part #	Tube OD	Tube Thread	L	Hex	Working Pressure	List Price
28-966	1/4	7/16-20	1.35	0.49	3250 psi	8.37
28-969	3/8	9/16-18	1.41	0.63	3250 psi	10.59
28-970	1/2	3/4-16	1.62	0.81	3250 psi	12.85
28-971	3/4	1-1/16-12	2.14	1.13	3250 psi	63.05
28-972	1"	1-5/16-12	2.25	1.38	2600 psi	38.42

SBC 132403 HTXB

FEMALE STRAIGHT ADAPTER



Part #	Tube OD	Pipe	Tube Thread	L	Hex	Working Pressure	List Price
28-957	1/4	1/8-27	7/16-20	1.19	0.56	3250 psi	8.04
28-958	1/4	1/4-18	7/16-20	1.40	0.75	3250 psi	10.19
28-959	3/8	1/4-18	9/16-18	1.40	0.75	3250 psi	22.98
28-960	3/8	3/8-18	9/16-18	1.40	0.88	3250 psi	16.75
28-961	1/2	3/8-18	3/4-16	1.56	0.88	3250 psi	8.94
28-962	1/2	1/2-14	3/4-16	1.79	1.13	3250 psi	25.27
28-963	5/8	1/2-14	7/8-14	1.87	1.13	3250 psi	18.61
28-964	3/4	3/4-1/4	1-1/16-12	2.06	1.38	2600 psi	44.20

STRAIGHT



	Part #	Tube OD	A NPTF	Tube Thread	L	Hex	Working Pressure	List Price
	28-701	1/4	1/8-27	7/16-20	1.22	0.45	3250 psi	3.12
	28-702	1/4	1/4-18	7/16-20	1.37	0.56	3250 psi	6.33
	28-703	1/4	3/8-18	7/16-20	1.42	0.75	3250 psi	15.90
	28-705	5/16	1/4-18	1/2-20	1.42	0.56	3250 psi	20.91
	28-706	3/8	1/8-27	9/16-18	1.24	0.63	3250 psi	6.98
	28-707	3/8	1/4-18	9/16-18	1.43	0.63	3250 psi	6.53
	28-708	3/8	3/8-18	9/16-18	1.38	0.75	3250 psi	5.23
	28-709	3/8	1/2-14	9/16-18	1.69	0.88	3250 psi	9.90
	28-710	1/2	1/4-18	3/4-16	1.53	0.81	3250 psi	12.35
	28-711	1/2	3/8-18	3/4-16	1.53	0.81	3250 psi	10.22
	28-712	1/2	1/2-14	3/4-16	1.79	0.88	3250 psi	13.98
	28-713	1/2	3/4-14	3/4-16	1.85	1.13	2600 psi	28.86
	28-715	5/8	1/2-14	7/8-14	1.89	0.94	3250 psi	20.19
	28-716	5/8	3/4-14	7/8-14	1.95	1.13	2600 psi	22.28
	28-748	3/4	1/2-14	1 1/16-12	2.06	1.13	2925 psi	28.64
	28-717	3/4	3/4-14	1 1/16-12	2.06	1.13	2600 psi	22.66
	28-749	3/4	1-11 1/2	1 1/16-12	2.25	1.38	1950 psi	45.84
NEW	28-719	1	3/4-14	1 5/16-12	2.06	1.13	2275 psi	40.56
	28-718	1	1-11 1/2	1 5/16-12	2.3	1.38	1950 psi	40.56

B2404 SB FTXB

STRAIGHT SWIVEL ADAPTER



	Part #	Tube OD	A NPTF	Tube Thread	L	Hex	Working Pressure	List Price
NEW	28-752	1/4	1/4-18	7/16-20	1.389	.563	3250 psi	6.29
	28-753	3/8	1/4-18	9/16-18	1.6	.563	3250 psi	14.09
	28-754	3/8	3/8-18	9/16-18	1.574	.690	2925 psi	19.44
	28-756	1/2	1/2-14	3/4-16	1.706	.875	2600 psi	20.33

B6505 SJS

JIC 37° FLARE SHAPES

90° FORGED ELBOW



Part #	Tube OD	Tube Thread	A NPTF	M	N	Y	Working Pressure	List Price
28-760F	1/4	7/16-20	1/8-27	0.89	0.78	0.5	2160 psi	8.20
28-762F	1/4	7/16-20	1/4-18	1.05	1.03	0.53	1846 psi	7.36
28-766F	1/4	1/2-20	3/8-18	1.10	1.10	0.55	3905 psi	12.65
28-768F	3/8	9/16-18	1/8-27	1.06	1.00	0.56	3128 psi	20.00
28-770F	3/8	9/16-18	1/4-18	1.06	1.09	0.54	1564 psi	7.45
28-772F	3/8	9/16-18	3/8-18	1.15	1.22	0.74	1464 psi	13.66
28-773F	3/8	9/16-18	1/2-14	1.22	1.47	0.90	1265 psi	23.10
28-774F	1/2	3/4-16	3/8-18	1.25	1.22	0.81	1467 psi	19.92
28-777F	1/2	3/4-16	1/2-14	1.31	1.47	0.90	1265 psi	17.02
28-778F	1/2	3/4-16	3/4-14	1.4	1.59	0.89	2061 psi	42.72
28-780F	5/8	7/8-14	1/2-14	1.45	1.47	0.88	1265 psi	28.15
28-781F	3/4	1 1/16-12	1/2-14	1.66	1.56	1.08	1265 psi	57.38
28-783F	3/4	1 1/16-12	3/4-14	1.66	1.59	1.06	1084 psi	32.69
28-784F	1	1 5/16-12	1-11 1/2	1.88	1.77	1.32	1802 psi	53.12
28-786F	1	1 5/16-12	1-11 1/2	1.81	1.97	1.3	2361 psi	60.96

DL3B2 3F69CL GGL6A1 F23L2 EE48D3 EE46B2 FF45A2 F48C3 FF22C3 D49B1 D25B1 3F47C1

FEMALE ELBOW FORGED BODY



Part #	Tube OD	Tube Thread	A NPTF	M	N	Working Pressure	List Price
28-973	1/4	7/16-20	1/8-27	1.08	0.66	2797 psi	14.33
28-974	1/4	7/16-20	1/4-18	1.25	0.55	3066 psi	21.86
28-975	3/8	9/16-18	1/4-18	1.23	0.88	2842 psi	20.83

B2502 EBF DTXB

45° FORGED ELBOW



Part #	Tube OD	Tube Thread	A NPTF	M	N	Y	Working Pressure	List Price
28-722F	1/4	7/16-20	1/8-27	0.72	0.64	0.5	4367 psi	9.03
28-724F	1/4	7/16-20	1/4-18	0.81	0.84	0.53	3750 psi	12.09
28-729F	3/8	9/16-18	1/8-27	0.83	0.65	0.63	3128 psi	28.62
28-731F	3/8	9/16-18	1/4-18	0.83	0.86	0.63	3128 psi	9.37
28-733F	3/8	9/16-18	3/8-18	0.91	0.95	0.81	3100 psi	8.01
28-734F	3/8	9/16-18	1/2-14	1.03	1.17	0.94	2826 psi	18.26
28-736F	1/2	3/4-16	3/8-18	0.98	0.95	0.75	2938 psi	12.68
28-738F	1/2	3/4-16	1/2-14	1.13	1.17	0.86	2826 psi	37.05
28-742F	3/4	1 1/16-12	3/4-14	1.28	1.2	1.13	2442 psi	64.52

B2503 FBC-F VTXB

Thread Chart	
Size	JIC Thread
1/8	5/16-24
3/16	3/8-24
1/4	7/16-20
5/16	1/2-20
3/8	9/16-18
1/2	3/4-16
5/8	7/8-14
3/4	1-1/16-12
1	1-5/16-12

INVERTED FLARE



Tube O.D.	1/8	3/16	1/4	5/16	3/8	7/16	1/2	5/8	3/4	7/8	1
Thread O.D. threads per inch	5/16-28	3/8-24	7/16-24	1/2-20	5/8-18	11/16-18	3/4-18	7/8-18	1-1/16-16	1-3/16-16	1-5/16-16

•Typical Application
Hydraulic brake, power steering, fuel lines and transmission cooler lines, LP and natural gas.

•Working Pressure Ranges
Temperature and type of tubing used are important factors. However, the following table is a good guide for proper selection. Temperature 73^{0}F with copper tubing:

PSI	Tube O.D. (in.)	Tube Wall (in.)
2800	1/8	.030
1900	3/16	.030
1400	1/4	.030
1200	5/16	.032
1000	3/8	.032
750	1/2	.032
650	5/8	.035
550	3/4	.035

•Vibration
Excellent resistance.

•Temperature Range
-65^{0}F to +250^{0}F (-53^{0}C to +121^{0}C) range at maximum operating pressures.

•Used With
Copper, brass, aluminum and steel hydraulic tubing that can be flared.

•Advantages
Very low cost and reusable. Seats and threads are internal and protected. Compact, excellent vibration life. Short nut affords very close tube bends. Steel or brass tube nut.

• Tolerance
+/- .03 on all dimensions.

•Conformance
Meets specifications and standards of ASA, ASME, SAE and MS (Military Standards).

•Assembly Instructions
1-Cut tubing to desired length. Make sure all burrs are removed and the ends are cut square.
2- Slide nut on tube. Threaded end "A" of nut must face out.
3- Flare end of tube with a 45^0 flaring tool.
a- Measure flare diameter.
b- Examine flare for excessive thin out.
c- On thin wall, welded or brazed tubing, use double flare to prevent pinch-off and cracked flares.
4- Lubricate threads and assemble to fitting body. Nut should be turned hand tight.
5- Tighten assembly with wrench until a solid feeling is encountered. From that point, apply a one-sixth turn.

Note: Do not over-torque as it may damage the fitting or split the tubing at the flare.

STANDARD METRIC THREADS

Description Tube Size	Thread O.D.	Crest (Pitch)	Thread Description
Japanese 3/16"	10mm	1.0mm	M10 x 1.0
European 3/16"	10mm	1.0mm	M10 x 1.0
GM 6mm	12mm	1.0mm	M12 x 1.0
Fuel 5/16"	14mm	1.5mm	M14 x 1.5
Fuel 3/8?	16mm	1.5mm	M16 x 1.5

Measuring Metric Threads: Measure the O.D. of the threads and the crest to crest distance (pitch) in millimeters between threads.

Actual O.D. of male inverted flare threads

5/16"-28 2800 PSI	3/8"-24 1900 PSI	7/16"-24 1400 PSI	1/2"-20 1200 PSI	5/8"-18 1000 PSI	3/4"-18 750 PSI	7/8"-18 650 PSI	1-1/16"-16 550 PSI
1/8"	3/16"	1/4"	5/16"	3/8"	1/2"	5/8"	3/4"

INVERTED FLARE — BRASS FITTINGS

ZINC CHROMATE STEEL NUT



SAE# 040110

Part #	Size	Thread	A	Hex	Approx. Wt. Lbs.	List Price
12-001	1/8”	5/16-28	0.52	0.31	0.01	2.82
12-002	3/16”	3/8-24	0.56	0.37	0.02	0.41
12-018	3/16"	7/16-24	0.56	0.43	0.02	1.98
12-003	1/4”	7/16-24	0.56	0.43	0.02	0.46
12-004	5/16”	1/2-20	0.62	0.50	0.02	0.53
12-005	3/8”	5/8-18	0.66	0.62	0.03	0.89
12-000	7/16”	11/16-18	0.68	0.68	0.04	5.40
12-011	3/8"	11/16-18	0.66	0.68	0.05	6.42
12-006	1/2”	3/4-18	0.74	0.75	0.08	3.03
12-007	5/8”	7/8-18	0.80	0.87	0.10	3.37
12-008	3/4”	1-1/16-16	0.88	1.06	0.10	5.98

121XXX 2105 411FS 105 41W

LONG STEEL NUT

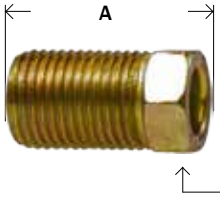

for Domestic lines

Part #	Size	A	Hex	Approx. Wt. Lbs.	List Price
12-009	3/16”	0.84	0.37	0.02	1.57
12-010	1/4”	0.81	0.43	0.02	1.78

7896

INVERTED FLARE BRASS NUT



SAE# 040110

Part #	Size	A	Hex	Approx. Wt. Lbs.	List Price
12-012	1/8”	0.52	0.31	0.01	2.90
12-013	3/16”	0.56	0.37	0.01	1.87
12-014	1/4”	0.56	0.43	0.02	0.65
12-015	5/16”	0.62	0.50	0.03	1.31
12-016	3/8”	0.66	0.62	0.04	1.72
12-017	1/2”	0.74	0.75	0.05	4.41

2100 41IF 100 41IB

ZINC STEEL METRIC TUBE NUTS



Part #	Tubesize	Thread	Ref#	List Price
12-260	3/16 British	3/8-24 Bubble	---	2.04
12-261	3/16 European	M10 x 1.0 Bubble	276110	1.98
12-262	3/16 Japanese	M10 x 1.0 Inv.	121050	1.98
12-263	3/16 Domestic	1/2 x 20 Inv.	---	2.52
12-264	3/16 Domestic	9/16 - 18 Inv.	121039	2.52
12-265	3/16 Imported	M11 x 1.5 Bubble	276011	2.52
12-266	3/16 Imported	M12 x 1.0 Bubble	276012	2.46
12-267	3/16 Imported	M13 x 1.5 Bubble	276013	2.58
12-268	1/4 Domestic	9/16 x 18 Inv.	121049	2.46
12-269	1/4 Domestic	1/2 x 20 Inv.	121045	2.58
12-270	6mm Imported	M12 x 1.0 Bubble		2.58
12-271	6mm GM	M12 x 1.0 Bubble		2.58
12-272	6mm GM	M12 x 1.5 Bubble		2.64
12-273	6mm GM	M14 x 1.5 Bubble		2.64
12-274	5/16 Domestic	M14 x 1.5 Surface Seal	121069	7.80
12-275	3/8 Domestic	M16 x 1.5 Surface Seal	121070	8.16

UNION INTERNAL

SAE# 040101

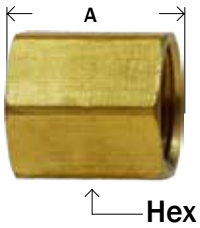

Part #	Inv. Flare X Inv. Flare	A	Hex	Approx. Wt. Lbs.	List Price
12-022	1/8”	0.59	0.40	0.02	2.40
12-023	3/16”	0.62	0.43	0.02	0.84
12-024	1/4”	0.62	0.50	0.03	1.79
12-025	5/16”	0.70	0.56	0.04	2.63
12-026	3/8”	0.80	0.75	0.08	3.17
12-027	1/2”	0.91	0.90	0.10	8.18

see page 72 for metric unions

302 2300 42IFHD

FEMALE ADAPTER

SAE# 040103



Part #	Inv. Flare X Female NPTF	A	Hex	Approx. Wt. Lbs.	List Price
12-032	3/16” x 1/8”	0.75	0.50	0.02	3.14
12-033	1/4” x 1/8”	0.75	0.53	0.02	1.98
12-034	5/16” x 1/8”	0.78	0.59	0.04	6.12
12-035	3/8” x 1/4”	1.03	0.75	0.08	6.62
12-036	1/2” x 3/8”	1.10	0.90	0.12	13.04

46IFHD 252 46W

MALE ADAPTER

SAE# 040102

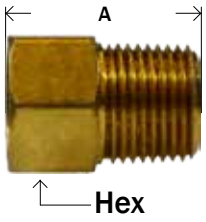

Part #	Inv. Flare X Male NPTF	A	Hex	Approx. Wt. Lbs.	List Price
12-041	1/8” x 1/8”	0.63	0.40	0.02	2.83
12-042	3/16” x 1/8”	0.70	0.43	0.02	1.09
12-043	1/4” x 1/8”	0.74	0.50	0.03	1.05
12-044	1/4” x 1/4”	0.89	0.56	0.04	1.58
12-045	5/16” x 1/8”	0.79	0.56	0.03	2.10
12-046	5/16” x 1/4”	0.98	0.56	0.05	2.15
12-047	3/8” x 1/8”	0.88	0.72	0.05	2.89
12-048	3/8” x 1/4”	1.02	0.75	0.06	2.38
12-049	3/8” x 3/8”	1.02	0.75	0.08	4.81
12-038	1/2” x 1/4”	0.97	0.87	0.10	5.46
12-050	1/2” x 3/8”	1.06	0.87	0.08	6.56
12-051	1/2” x 1/2”	1.06	0.87	0.11	6.33
12-052	5/8” x 1/2”	1.32	1.06	0.15	5.25
12-040	3/4” x 3/4”	1.39	1.25	0.24	27.18

2200 48IFHD 202 48W 200

ELBOW

SAE# 040202

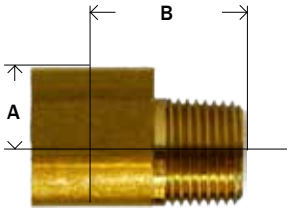

Part #	Inv. Flare X Male NPTF	A	B	Approx. Wt. Lbs.	List Price
12-057	1/8" x 1/8"	0.26	0.59	0.03	9.27
12-058	3/16" x 1/8"	0.26	0.61	0.03	2.95
12-059	1/4" x 1/8"	0.33	0.65	0.04	1.68
12-054*	1/4" x 1/8"	0.33	0.65	0.04	29.95
12-060	1/4" x 1/4"	0.28	0.82	0.06	3.36
12-061	5/16" x 1/8"	0.47	0.68	0.05	2.31
12-062	5/16" x 1/4"	0.45	0.85	0.08	3.36
12-063	3/8" x 1/8"	0.54	0.76	0.14	5.52
12-064	3/8" x 1/4"	0.53	0.92	0.14	4.97
12-065	3/8" x 3/8"	0.50	0.94	0.12	10.12
12-066	1/2" x 3/8"	0.59	1.03	0.16	6.93
12-067	1/2" x 1/2"	0.66	1.22	0.25	9.03
12-056	5/8" x 3/8"	0.67	1.09	0.20	17.78
12-068	5/8" x 1/2"	0.67	1.29	0.18	9.90
12-069	3/4" x 1/2"	0.80	1.39	0.42	57.45
12-080	7/8" x 3/4"	0.94	1.43	0.48	90.72
12-081	1" x 1"	1.02	1.69	0.60	106.44

*** Restricted pipe end .062**

400 2400 249IFHD 402 249IF 49W

45° ELBOW

SAE# 040302

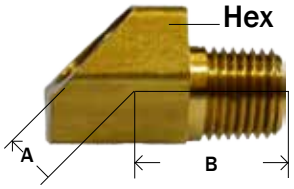

Part #	Inv. Flare X Male NPTF	A	B	Hex	Approx. Wt. Lbs.	List Price
12-072	3/16" x 1/8"	0.25	0.55	0.53	0.02	8.59
12-073	1/4" x 1/8"	0.27	0.58	0.56	0.04	4.10
12-074	5/16" x 1/8"	0.36	0.56	0.62	0.06	6.34
12-075	5/16" x 1/4"	0.23	0.83	0.62	0.06	18.19
12-076	3/8" x 1/4"	0.51	0.84	0.78	0.09	13.30
12-077	1/2" x 3/8"	0.38	0.91	0.84	0.11	13.14
12-079	5/8" x 1/2"	0.44	1.00	1.06	0.21	57.13

154 2352 259IFHD 352 94W

UNION TEE

SAE# 040401

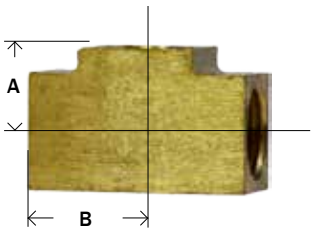

Part #	Size	A	B	Approx. Wt. Lbs.	List Price
12-085	1/8"	0.33	0.47	0.04	13.13
12-086	3/16"	0.39	0.55	0.04	4.33
12-087	1/4"	0.42	0.56	0.08	6.96
12-088	5/16"	0.45	0.63	0.09	7.77
12-089	3/8"	0.56	0.74	0.17	13.32
12-090	1/2"	0.67	0.88	0.24	31.37

244IFHD 702 44I

STEEL PLUG

• cored

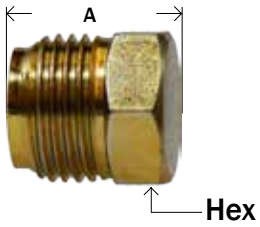

SAE# 040109

Part #	Size	A	Hex	Approx. Wt. Lbs.	List Price
12-091	3/16”	0.53	0.37	0.01	0.83
12-092	1/4”	0.54	0.43	0.02	1.04
12-093	5/16”	0.59	0.50	0.03	1.15
12-094	3/8”	0.66	0.62	0.04	2.69

106 41IP 131 2131

MALE BRANCH TEE

SAE# 040425

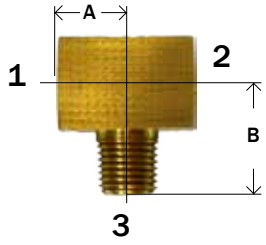

Part #	Inv. Flare x Male NPTF (1&2)x3	A	B	Approx. Wt. Lbs.	List Price
12-100	3/16” x 1/8”	0.41	0.60	0.04	4.92
12-101	1/4” x 1/8”	0.42	0.64	0.06	6.89
12-102	5/16” x 1/8”	0.47	0.68	0.07	11.34
12-103	3/8” x 1/4”	0.58	0.93	0.15	34.17

145 245IFHD 602 2600 600

FEMALE ELBOW

SAE# 040203

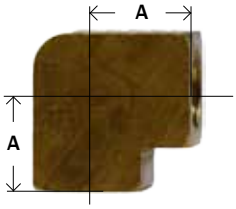

Part #	Inv. Flare x Female NPTF	A	Approx. Wt. Lbs.	List Price
12-110	1/4” x 1/8”	0.55	0.07	11.67
12-111	5/16” x 1/8”	0.51	0.08	23.53
12-112	3/8” x 1/4”	0.68	0.10	12.12

450

MALE RUN TEE

SAE# 040424

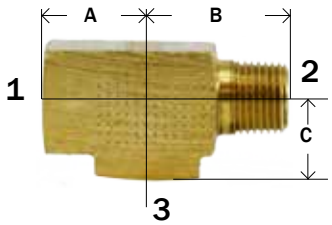

Part #	Inv. Flare x Male NPTF (1&3)x2	A	B	C	Approx. Wt. Lbs.	List Price
12-118	3/16” x 1/8”	0.53	0.72	0.39	0.06	39.61
12-119	1/4” x 1/8”	0.56	0.75	0.42	0.08	39.38
12-120	5/16” x 1/8”	0.62	0.85	0.45	0.10	12.50
12-121	3/8” x 1/4”	0.75	1.08	0.56	0.14	36.09

251IFHD 752 550 151

FEMALE BRANCH TEE

SAE# 040427

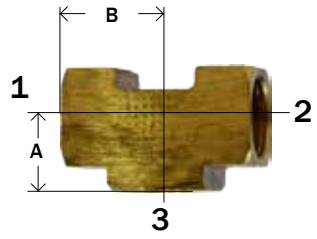

Part #	Inv. Flare x Female NPTF (1&2)x3	A	B	Approx. Wt. Lbs.	List Price
12-127	3/16" x 1/8"	0.39	0.55	0.06	16.33
12-129	5/16" x 1/8"	0.45	0.63	0.12	34.65
12-130	3/8" x 1/4"	0.56	0.74	0.17	30.25

252IFHD 652 136

TOWED TRAILER BRAKE TEE

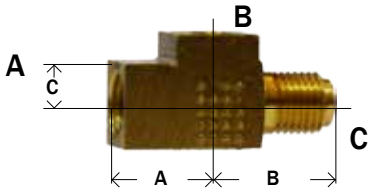

Part #	A	B	C	Reference #	Approx. Wt. Lbs.	List Price
12-147	3/16" 0.57	3/16" 0.76	3/16" 0.42	7900	0.08	7.35
12-145	3/16" (1/2-20) 0.68	3/16" (3/8-24) 0.94	3/16" (1/2-20) 0.47	7906	0.17	38.46
12-148	3/16" (9/16-18)	3/16" (3/8-24)	3/16" (9/16/18)	7933	0.10	14.76
12-144	3/16" (9/16-20) 0.82	3/16" (3/8-24) 0.94	3/16" (9/16-20) 0.47	7905	0.18	55.92
12-146	3/16" (7/16-24) 0.54	3/16" (3/8-24) 0.78	1/4" (7/16-24) 0.42	7914	0.08	32.82
12-150	1/4" 0.56	3/16" 0.77	1/4" 0.43	7901	0.10	31.14
12-149	1/4" (9/16-18) 0.81	3/16" (3/8-24) 0.93	1/4" (9/16-18) 0.50	7904	0.10	49.51
12-151	1/4" 0.56	1/4" 0.77	1/4" 0.43	7898	0.12	18.06

INVERTED FLARE AUTO FITTINGS

DUAL MASTER CYLINDER ADAPTER

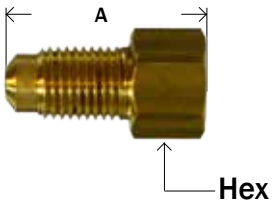

Part #	Male Flare x Female Inv.	A	Hex	Reference #	Approx. Wt. Lbs.	List Price
12-200	3/16" x 3/16"	1.00	0.50	1441	0.03	4.08
12-202	5/16" x 3/16"	0.96	0.68	7897	0.07	9.72

DUAL MASTER CYLINDER ADAPTER



*** Seals on hex face**



Part #	Male Inverted Thread	Female Inverted Thread	Ref#	List Price
12-206	3/16(9/16-18)	3/16	7911	7.56
12-209	3/16(9/16-18)	3/16(1/2-20)	7913	7.00
12-207	3/16(9/16-20)	3/16	7910	5.40
12-210	3/16	1/4	7828	3.10
12-212	1/4	3/16	7818	2.82
12-214*	7/16-20	1/4	7732	8.45
12-211	1/4(9/16-18)	1/4	7908	7.19
12-215	1/4	5/16	7917	12.30
12-213*	5/16	3/16	7817	19.54
12-216	5/16	3/16	7909	5.27
12-208	5/16	3/16(9/16-18)	7912	6.92
12-218*	5/16	1/4	7727	7.91
12-220	5/16	1/4	7829	5.45
12-222*	5/16	5/16	1074	74.04
12-221	5/16	3/8	7915	6.69
12-224	3/8" NPTF	5/16	7771	18.11
12-217	3/8	5/16	7916	12.30

47W

CARBURETOR TO FUEL LINE ADAPTER - FORD



Part #	Female Tube OD x Male NPTF	A	Hex	Ref #	Approx. Wt. Lbs.	List Price
12-230	1/4”(1/2-20) x 1/8"	1.06	0.56	1513	0.04	19.33

1513

RESTRICTION PIPE ADAPTER

(.0625 ORIFICE)



Part #	Size FIP x MIP	A	Hex	Ref #	Approx. Wt. Lbs.	List Price
12-310	1/8”	0.75	0.50	1512	0.02	7.99

1510

INVERTED FLARE

SAE FLARE X INVERTED FLARE

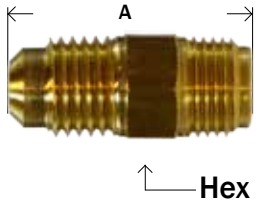

Part #	SAE Flare x Inv. Flare	A	Hex	Ref #	Approx. Wt. Lbs.	List Price
12-250	1/4" x 3/16"	1.03	0.43	1518	0.02	13.84
12-252	1/4" x 1/4"	1.03	0.43	1522	0.03	2.69
12-254	3/8" x 5/16"	1.34	0.63	1553	0.08	25.52
12-256	3/8" x 3/8"	1.37	0.63	1563	0.09	12.14
12-257	3/8" x 7/16"	1.40	0.68	1554	0.10	22.49

4205

METRIC HYDRAULIC BRAKE FITTINGS

METRIC ADAPTER

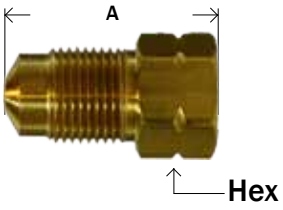

Part #	Bubble Male Thread	Tube O.D./ Female Thread	A	Hex	Ref #	Approx. Wt. Lbs.	List Price
12-335	M10x1.0	3/16"(3/8-24)	1.02	0.50	1442	0.02	3.90
12-326	M11x1.5	3/16"(M10x1.0)	1.06	0.50	7935	0.02	18.76
12-327	M12x1.0	3/16"(M10x1.0)	1.02	0.53	7936	0.04	18.10
12-328	M16x1.5	3/16"(M10x1.0)	1.02	0.56	7937	0.06	19.19

ADAPTER STANDARD TO METRIC BUBBLE



Part #	Female Inv. Flare Seat	Male Metric Bubble Flare	A	Hex	Ref #	Approx. Wt. Lbs.	List Price
12-336	3/16" (3/8-24)	11x1.5			7973		11.22
12-337	3/16" (3/8-24)	(3/16") (10x1.25)	1.00	0.50	7970	0.02	21.06
12-339	3/16" (3/8-24)	13x1.5	1.03	0.56	7972	0.04	23.09
12-341	3/16" (3/8-24)	12x1.0	1.02	0.53	7974	0.04	18.97

FEMALE X MALE ADAPTERS



Part #	Female Standard Flare Seat	Male Bubble Flare	Material	List Price
12-330	3/8-24 (3/16)	7/16-20	Steel	6.18



Part #	Tube OD/ Female Thread	Inverted Male Thread	Ref #	List Price
12-205	3/16 (3/8-24)	M10 x 1.0	1443	4.68



Part #	Female Standard Flare	Inverted Male Thread	Material	List Price
12-329	3/8-24 (3/16)	M9 x 1.0	Steel	9.18

METRIC UNION



Part #	Size	A	Hex	Ref #	Approx. Wt. Lbs.	List Price
12-342	British Brake Lines 3/16 (3/8-24 Bubble)	0.87	0.50	1594	0.03	7.32
12-343	European Brake Lines 3/16"(10.0MM)	1.04	0.56	7975	0.04	17.81
12-344	Japanese Brake Lines 3/16 (M10 x 1.0) Inverted	1.00	0.50	7934A	0.04	7.32
12-345	GM Brake Lines 6mm M12 x 1.0 Bubble	1.11	0.63		0.06	7.20

COMPRESSION FITTINGS



These are NOT Lead Free

See pages 160-164 for Lead Free products

Tube O.D.	1/8	3/16	1/4	5/16	3/8	7/16	1/2	5/8	3/4	7/8
Thread Size-B	5/16-24	3/8-24	7/16-24	1/2-24	9/16-24	5/8-24	11/16-20	13/16-18	1-18	1-1/8-18
Working Pressure	400	400	300	300	200	200	200	150	100	75

• Typical Application
Use with copper, aluminum and thermoplastic tubing. Not recommended for steel tubing. Manufactured for low and medium pressure tubing connection work where excessive vibration or tube movement is not involved. Not recommended for application using gaseous media.

•Pressure
See table above for working pressures at 73°F.

•Vibration
Fair resistance - use long nut when greater vibration resistance is needed.

•Temperature Range
-65°F to +250°F (-53°C to +121°C) range at maximum operating pressures. (Refer to tubing temperature range.)

•Used With
Aluminum, copper, brass and plastic tubing. Plastic tubing requires insert. Not recommended for steel tubing.

• Tolerance
+/- .02 on all dimensions. Dimension data can change without notice. Please call us when dimensions are critical.

• Conformance
Meets specifications and standards of ASA, ASME and SAE.

•Assembly Instructions
1- Cut tubing to desired length.
2- Slide nut and then sleeve on tube. Threaded end "A" of nut must face toward fitting.
3- Insert tubing into fitting body. Be sure tubing is bottomed on fitting shoulder.
4- Lubricate threads and assemble nut to fitting body.
5- Tighten nut hand tight. From that point, tighten with a wrench the number of turns indicated in the chart below.

Tube Size	Additional Turns from Hand Tight
1/8" thru 1/4"	1-1/4"
5/16"	1-3/4"
3/8" thru 1"	2-1/4"

• "L" at the end of a Part# means Light Pattern -These fittings are completely interchangeable with full pattern fittings, but have been modified in some way. This modification is usually in the length of the pipe threads. Used in plumbing and light industrial applications.

Actual Profile of Compression Threads



BRASS SLEEVE

• FERRULES

SAE# 060115

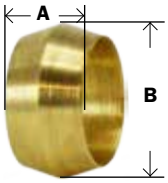

Part #	Size	A	B	Approx. Wt. Lbs.	List Price
18-001	1/8”	0.19	0.19	0.01	0.30
18-002	3/16”	0.22	0.27	0.01	0.21
18-003	1/4”	0.25	0.34	0.01	0.25
18-004	5/16”	0.25	0.41	0.01	0.20
18-005	3/8”	0.25	0.47	0.02	0.24
18-006	7/16”	0.31	0.53	0.02	0.57
18-007	1/2”	0.38	0.59	0.02	0.58
18-008	5/8”	0.38	0.71	0.03	0.62
18-009	3/4”	0.44	0.87	0.03	1.64
18-010	7/8”	0.41	0.99	0.03	1.05

60 260

BRASS NUT

SAE# 060110



Part #	Size	Thread	A	Hex	Approx. Wt. Lbs.	List Price
18-033	1/8”	5/16-24	0.38	0.37	0.01	0.90
18-034	3/16”	3/8-24	0.41	0.43	0.01	0.53
18-035L	1/4”	7/16-24	0.44	0.50	0.02	0.57
18-035	1/4”	7/16-24	0.44	0.50	0.02	0.79
18-036	5/16”	1/2-24	0.44	0.56	0.02	0.85
18-037L	3/8”	9/16-24	0.47	0.62	0.04	0.90
18-037	3/8”	9/16-24	0.47	0.62	0.04	1.37
18-038	7/16”	5/8-24	0.50	0.68	0.04	3.87
18-039L	1/2”	11/16-20	0.56	0.75	0.04	1.83
18-039	1/2”	11/16-20	0.62	0.81	0.04	2.83
18-040L	5/8”	13/16-18	0.56	0.87	0.06	1.80
18-040	5/8”	13/16-18	0.62	0.94	0.06	3.15
18-041	3/4”	1-18	0.68	1.12	0.08	3.86
18-042	7/8”	1-1/8 - 18	0.62	1.25	0.10	4.88

61 261

CAP

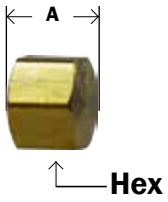

Part #	Size	A	Hex	Approx. Wt. Lbs.	List Price
18-047	1/4”	0.44	0.50	0.02	1.39
18-048	3/8”	0.40	0.62	0.04	1.64
18-049	1/2”	0.48	0.75	0.06	3.64
18-050	5/8”	0.56	0.94	0.10	6.17

61-CC N5CT

COMPRESSION PLUG

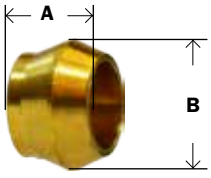

Part #	Size	A	B	Approx. Wt. Lbs.	List Price
18-029	3/8”	0.31	0.47	0.04	2.04
18-030	1/2”	0.34	0.59	0.06	2.83

CSP

UNION

SAE# 060101BA

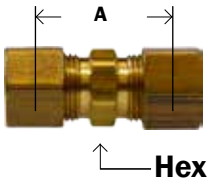

Part #	Size	A	Hex	Approx. Wt. Lbs.	List Price
18-062	1/8”	0.64	0.31	0.03	4.83
18-063	3/16”	0.75	0.37	0.04	2.39
18-064L	1/4”	0.79	0.43	0.06	2.55
18-064	1/4”	0.81	0.43	0.06	2.90
18-065	5/16”	0.88	0.50	0.06	3.72
18-066L	3/8”	0.96	0.56	0.09	3.55
18-066	3/8”	0.98	0.56	0.10	3.64
18-067	7/16”	1.02	0.62	0.12	19.44
18-068L	1/2”	1.06	0.68	0.16	7.66
18-068	1/2”	1.25	0.68	0.16	9.17
18-069L	5/8”	1.43	0.81	0.24	8.16
18-069	5/8”	1.25	0.81	0.26	11.91
18-070	3/4”	1.41	1.00	0.35	21.35
18-071L	7/8”	1.03	1.12	0.34	17.33
18-071	7/8”	1.00	1.12	0.36	17.12

M-62

REDUCING UNION

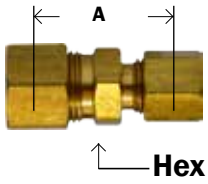

Part #	Size	A	Hex	Approx. Wt. Lbs.	List Price
18-076	1/4” x 1/8”	0.73	0.44	0.04	4.41
18-077	1/4” x 3/16”	0.78	0.44	0.06	7.99
18-078	5/16” x 1/4”	0.81	0.50	0.06	4.75
18-079	3/8” x 1/4”	0.90	0.56	0.10	7.20
18-080	3/8” x 5/16”	0.94	0.56	0.10	7.13
18-081	1/2” x 3/8”	1.03	0.68	0.12	8.12
18-082	5/8” x 3/8”	1.03	0.81	0.15	8.00
18-084	7/8” x 5/8”	1.23	1.18	0.20	29.44

62-R

BULKHEAD UNIONS

SAE# 060101

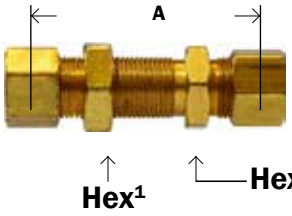

Part #	Size	A	Hex 1	Hex 2	Approx. Wt. Lbs.	List Price
18-088	1/4”	1.58	0.56	0.56	0.10	8.62
18-090	3/8”	1.76	0.68	0.68	0.14	23.77

62BH **75** 274

BULKHEAD NUTS



Part #	Size	A	Hex	Approx. Wt. Lbs.	List Price
18-097	1/4”	0.25	0.56	0.02	5.68
18-099	3/8”	0.25	0.68	0.04	6.28
18-100	1/2”	0.38	0.94	0.06	28.13

20102

BALL CHECK VALVE - Min. Working pressure 3 psi.

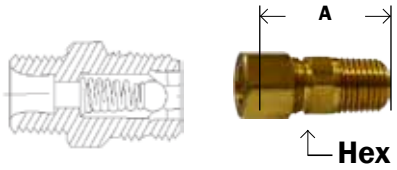

Part #	Tube OD x Male NPTF	A	Hex	Approx. Wt. Lbs.	List Price
18-092	1/8" x 1/8"	0.78	0.44	0.04	11.63
18-094	1/4" x 1/8"	0.88	0.44	0.04	12.20
18-096	3/8" x 1/4"	1.16	0.56	0.08	16.11

63 263 63A

TEE

SAE# 060401

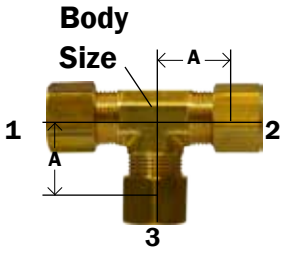

Forged

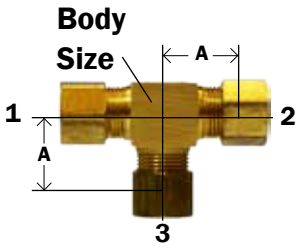

Barstock

Part #	Size	A	Body Size	Approx. Wt. Lbs.	List Price
18-101	1/8"	0.61	0.37	0.04	12.96
18-101B*	1/8"	0.62	0.33	0.04	11.29
18-102	3/16"	0.59	0.36	0.08	5.80
18-102B*	3/16"	0.60	0.38	0.08	8.20
18-103	1/4"	0.63	0.36	0.10	5.35
18-103B*	1/4"	0.62	0.49	0.10	10.20
18-104	5/16"	0.72	0.50	0.13	8.49
18-104B*	5/16"	0.60	0.50	0.14	13.33
18-105	3/8"	0.75	0.50	0.16	7.34
18-105B*	3/8"	0.73	0.59	0.16	13.55
18-106	1/2"	0.94	0.59	0.22	14.36
18-106B*	1/2"	0.94	0.69	0.24	30.90
18-107	5/8"	1.06	0.69	0.28	15.31
18-108	3/4"	1.22	0.88	0.32	49.88
18-109	7/8"	1.25	0.94	0.34	40.07

* Barstock

64 264C

FORGED REDUCING TEE

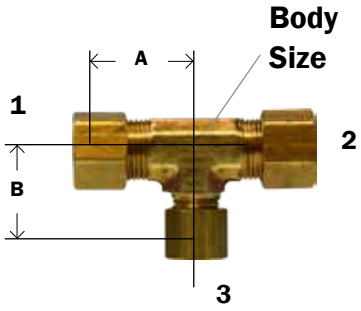

Part #	Size 1 x 2 x 3	A	B	Body Size	Approx. Wt. Lbs.	List Price
18-114	1/4" x 1/4" x 1/8"	0.62	0.59	0.38	0.09	7.68
18-110	1/4" x 1/4" x 3/8"	0.69	0.75	0.50	0.14	16.99
18-111	3/8" x 1/4" x 1/4"	0.75	0.69	0.50	0.12	10.44
18-115	3/8" x 3/8" x 1/4"	0.75	0.69	0.50	0.14	7.67
18-116	1/2" x 1/2" x 1/4"	0.94	0.81	0.59	0.16	14.50
18-117	1/2" x 1/2" x 3/8"	0.94	0.81	0.59	0.24	15.60
18-118	5/8" x 5/8" x 3/8"	1.06	0.94	0.69	0.28	18.66
18-119	5/8" x 5/8" x 1/2"	1.06	1.06	0.69	0.30	20.66

64-R

our life is what our thoughts make it. – Marcus Aurelius

UNION ELBOW

SAE# 060201

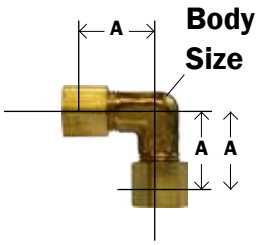

Forged

Part #	Size	A	Body Size	Approx. Wt. Lbs.	List Price
18-122B*	1/8”	0.62	0.35	0.04	8.32
18-123	3/16”	0.61	0.37	0.06	7.44
18-124	1/4”	0.66	0.38	0.08	4.80
18-125	5/16”	0.69	0.47	0.09	7.91
18-126	3/8”	0.72	0.43	0.12	6.33
18-127	1/2”	0.94	0.59	0.19	10.20
18-128	5/8”	1.06	0.72	0.26	10.71
18-129	3/4”	1.19	0.94	0.48	27.08
18-130	7/8”	1.25	0.94	0.44	30.00

Forged
Barstock

65 BSE2 165C 265C

REDUCING ELBOW - Forged

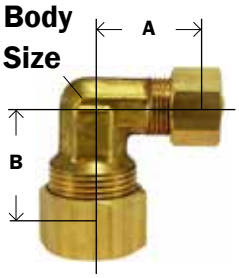

Part #	Size	A	B	Body Size	Approx. Wt. Lbs.	List Price
18-135	3/8” x 1/4”	0.69	0.75	0.47	0.12	10.57
18-136	1/2” x 3/8”	0.88	0.94	0.59	0.15	11.63
18-137	5/8” x 3/8”	0.88	0.97	0.56	0.18	16.10
31-137	3/8" OD x 5/8" OD	Chrome Plated				9.56

65-R

TANK ADAPTER DRILLED THRU (NO STOP)



Part #	Comp. X Male NPTF	A	Hex	Approx. Wt. Lbs.	List Price
18-208	1/4” x 1/8”	0.88	0.43	0.04	3.34
18-209	1/4” x 1/4”	0.99	0.56	0.05	2.51
18-210	3/8” x 1/4”	1.16	0.56	0.05	4.68
18-211	3/8” x 3/8”	1.09	0.68	0.08	3.88
18-212	3/8” x 1/2”	1.19	0.87	0.10	6.22
18-213	1/2” x 3/8”	1.22	0.68	0.12	8.40
18-214	1/2” x 1/2”	1.09	0.81	0.14	6.79
18-215	5/8” x 1/2”	1.12	0.81	0.18	8.01

68-T 682C 80F

COMP X SWEAT ADAPTER



Part #	Comp. X Sweat Adapter	A	Hex	Approx. Wt. Lbs.	List Price
18-171	3/8” x 1/2” nom.swt.	0.98	0.75	0.08	6.58
31-171	3/8" OD x 1/2" SWT	Chrome Plated			6.11

66-S

FEMALE ADAPTER



SAE# 060103

Part #	Comp. X Female NPTF	A	Hex	Approx. Wt. Lbs.	List Price
18-142	1/8” x 1/8”	0.75	0.56	0.02	3.43
18-143	3/16” x 1/8”	0.78	0.56	0.04	4.45
18-144	3/16” x 1/4”	0.96	0.68	0.04	10.42
18-145L	1/4” x 1/8”	0.84	0.50	0.05	1.96
18-145	1/4” x 1/8”	0.78	0.56	0.05	2.82
18-146L	1/4” x 1/4”	0.88	0.62	0.09	3.89
18-146	1/4” x 1/4”	1.03	0.68	0.09	6.40
18-148	1/4” x 1/2”	1.02	0.87	0.12	16.56
18-149	5/16” x 1/8”	0.81	0.56	0.05	3.95
18-150	5/16” x 1/4”	0.91	0.62	0.06	5.83
18-152	3/8” x 1/8”	0.88	0.56	0.06	3.89
18-153L	3/8” x 1/4”	0.97	0.62	0.08	4.96
18-153	3/8” x 1/4”	1.06	0.68	0.08	5.25
18-154L	3/8” x 3/8”	1.03	0.75	0.08	3.31
18-154	3/8” x 3/8”	1.06	0.81	0.10	7.47
18-155	3/8” x 1/2”	1.12	1.00	0.08	5.59
18-156	3/8” x 3/4”	1.19	1.16	0.14	16.89
18-157	1/2” x 1/4”	1.09	0.68	0.10	10.36
18-158L	1/2” x 3/8”	0.94	0.81	0.12	8.45
18-158	1/2” x 3/8”	1.12	0.81	0.12	8.45
18-159L	1/2” x 1/2”	1.19	1.00	0.12	6.71
18-159	1/2” x 1/2”	1.31	1.00	0.12	13.81
18-160	1/2” x 3/4”	1.25	1.16	0.18	16.15
18-162L	5/8” x 1/2”	1.20	0.94	0.18	7.37
18-162	5/8” x 1/2”	1.38	1.00	0.18	12.06
18-163	5/8” x 3/4”	1.20	1.12	0.22	10.58
18-164	3/4” x 1/2”	1.25	1.06	0.26	19.10
18-165	3/4” x 3/4”	1.28	1.19	0.28	27.63
18-167	7/8” x 1/2”	1.28	1.19	0.32	18.39
18-166	7/8” x 3/4”	1.31	1.12	0.34	22.09

DRILLED THRU UNION - NO STOP



Part #	Size	List Price
18-066D	3/8"	5.72
18-069D	5/8"	13.38
18-071D	7/8"	30.66

A long life may not be good enough, but a good life is long enough.

-Benjamin Franklin

MALE ADAPTER

SAE# 060102

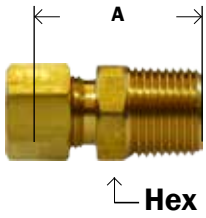

Part #	Comp. X Male NPTF	A	Hex	Approx. Wt. Lbs.	List Price
18-175	1/8" x 1/16"	0.78	0.37	0.02	8.49
18-176	1/8" x 1/8"	0.78	0.43	0.04	2.25
18-177	3/16" x 1/8"	0.84	0.43	0.04	1.95
18-178	3/16" x 1/4"	0.94	0.56	0.06	5.00
18-179L	1/4" x 1/8"	0.88	0.56	0.04	2.07
18-179	1/4" x 1/8"	0.88	0.43	0.04	2.02
18-180L	1/4" x 1/4"	0.94	0.56	0.05	1.77
18-180	1/4" x 1/4"	1.06	0.56	0.06	3.28
18-181	1/4" x 3/8"	1.03	0.68	0.08	3.23
18-182	1/4" x 1/2"	1.09	0.81	0.10	4.46
18-183	5/16" x 1/8"	0.91	0.50	0.05	2.74
18-184L	5/16" x 1/4"	1.01	0.56	0.06	3.54
18-184	5/16" x 1/4"	1.09	0.56	0.06	3.28
18-185	5/16" x 3/8"	1.06	0.68	0.07	5.96
18-186	5/16" x 1/2"	1.14	0.87	0.10	9.31
18-187L	3/8" x 1/8"	0.94	0.56	0.06	3.07
18-187	3/8" x 1/8"	0.97	0.56	0.06	4.23
18-188L	3/8" x 1/4"	1.03	0.56	0.06	3.33
18-188	3/8" x 1/4"	1.16	0.56	0.07	3.57
18-189L	3/8" x 3/8"	1.09	0.68	0.08	3.44
18-189	3/8" x 3/8"	1.14	0.69	0.08	4.59
18-190L	3/8" x 1/2"	1.19	0.88	0.12	5.28
18-190	3/8" x 1/2"	1.34	0.87	0.13	5.86
18-191	3/8" x 3/4"	1.29	1.06	0.16	11.56
18-192	7/16" x 1/4"	1.06	0.62	0.10	10.87
18-204	7/16" x 3/8"	1.10	0.68	0.12	8.88
18-193L	1/2" x 1/4"	1.09	0.69	0.11	6.33
18-193	1/2" x 1/4"	1.22	0.68	0.11	6.33
18-194L	1/2" x 3/8"	1.16	0.68	0.12	4.65
18-194	1/2" x 3/8"	1.16	0.69	0.12	5.01
18-195L	1/2" x 1/2"	1.09	0.81	0.12	5.71
18-195	1/2" x 1/2"	1.41	0.87	0.19	8.09
18-196	1/2" x 3/4"	1.38	1.06	0.22	8.09
18-197	5/8" x 3/8"	1.22	0.87	0.24	6.36
18-198	5/8" x 1/2"	1.12	0.81	0.24	7.28
18-199	5/8" x 3/4"	1.31	1.06	0.26	7.50
18-200	3/4" x 1/2"	1.44	1.00	0.26	11.98
18-201	3/4" x 3/4"	1.50	1.06	0.26	12.02
18-202	7/8" x 1/2"	1.18	1.12	0.26	18.85
18-203	7/8" x 3/4"	1.22	1.12	0.28	10.67
18-205	7/8" x 1"	1.67	1.37	0.32	56.21

MALE ELBOW

SAE# 060202

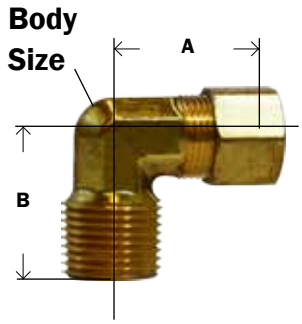

Forged

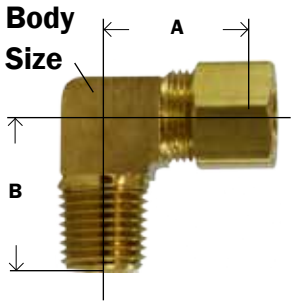

Barstock

Part #	Comp. X Male NPTF	A	B	Body Size	Approx. Wt. Lbs.	List Price
18-220	1/8" x 1/8"	0.59	0.75	0.34	0.02	3.59
18-220B*	1/8" x 1/8"	0.60	0.67	0.43	0.04	3.61
18-221	3/16" x 1/8"	0.63	0.72	0.34	0.04	4.43
18-221B*	3/16" x 1/8"	0.62	0.69	0.43	0.06	3.42
18-223	3/16" x 1/4"	0.60	0.81	0.39	0.05	5.19
18-224	1/4" x 1/8"	0.60	0.75	0.37	0.06	3.69
18-224B*	1/4" x 1/8"	0.62	0.75	0.43	0.06	3.02
18-225	1/4" x 1/4"	0.65	0.94	0.36	0.08	3.51
18-225B*	1/4" x 1/4"	0.61	0.81	0.56	0.08	3.61
18-226	1/4" x 3/8"	0.75	0.91	0.47	0.08	4.82
18-227	1/4" x 1/2"	0.81	1.13	0.56	0.12	7.80
18-228	5/16" x 1/8"	0.66	0.75	0.47	0.06	5.12
18-228B*	5/16" x 1/8"	0.62	0.75	0.42	0.06	4.22
18-229	5/16" x 1/4"	0.66	0.81	0.47	0.07	5.07
18-229B*	5/16" x 1/4"	0.69	0.84	0.57	0.08	6.66
18-230	5/16" x 3/8"	0.75	0.91	0.47	0.10	5.97
18-231	5/16" x 1/2"	0.84	1.12	0.56	0.12	9.58
18-232	3/8" x 1/8"	0.72	0.66	0.39	0.06	4.09
18-232B*	3/8" x 1/8"	0.69	0.69	0.57	0.06	7.02
18-233	3/8" x 1/4"	0.75	0.82	0.46	0.08	5.39
18-233B*	3/8" x 1/4"	0.75	0.94	0.57	0.08	5.41
18-234	3/8" x 3/8"	0.81	0.94	0.46	0.10	5.65
18-234B*	3/8" x 3/8"	0.71	0.83	0.69	0.10	9.54
18-235	3/8" x 1/2"	0.87	1.12	0.56	0.14	11.62
18-235B*	3/8" x 1/2"	0.88	1.16	0.94	0.14	18.81
18-248	3/8" x 3/4"	1.03	1.19	0.81	0.18	12.11
18-247	7/16" x 1/4"	0.84	1.00	0.56	0.14	10.29
18-236	1/2" x 1/4"	0.88	0.97	0.56	0.14	8.30
18-237	1/2" x 3/8"	0.88	1.03	0.56	0.19	7.39
18-237B*	1/2" x 3/8"	0.94	1.12	0.70	0.19	10.64
18-238	1/2" x 1/2"	0.94	1.13	0.59	0.17	8.33
18-238B*	1/2" x 1/2"	0.94	1.31	0.86	0.17	16.89
18-239	1/2" x 3/4"	1.16	1.25	0.81	0.18	14.72
18-240	5/8" x 3/8"	1.06	1.12	0.68	0.18	9.05
18-241	5/8" x 1/2"	1.06	1.16	0.68	0.20	9.80
18-241B*	5/8" x 1/2"	1.06	1.31	0.86	0.20	16.94
18-242	5/8" x 3/4"	1.16	1.31	0.81	0.24	15.57
18-243	3/4" x 1/2"	1.19	1.31	0.94	0.26	16.79
18-245	3/4" x 3/4"	1.19	1.38	0.94	0.30	18.99
18-246	7/8" x 3/4"	1.25	1.38	0.94	0.35	29.10

* Barstock

FORGED MALE RUN TEE

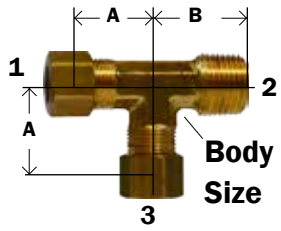

Part #	Comp. X Male NPTF (1&3) X 2	A	B	Body Size	Approx. Wt. Lbs.	List Price
18-272	1/8" x 1/8"	0.63	0.69	0.36	0.06	6.65
18-273	3/16" x 1/8"	0.63	0.69	0.36	0.07	6.65
18-274	1/4" x 1/8"	0.63	0.75	0.36	0.08	5.73
18-275	1/4" x 1/4"	0.69	0.88	0.44	0.10	6.78
18-276	5/16" x 1/8"	0.72	0.75	0.50	0.10	8.93
18-277	5/16" x 1/4"	0.75	0.88	0.44	0.10	8.67
18-278	3/8" x 1/8"	0.75	0.75	0.50	0.14	9.60
18-279	3/8" x 1/4"	0.79	0.87	0.44	0.18	7.43
18-280	3/8" x 3/8"	0.88	1.00	0.47	0.20	11.45
18-281	1/2" x 3/8"	0.94	1.09	0.59	0.24	13.94
18-282	1/2" x 1/2"	0.97	1.19	0.69	0.26	18.19
18-283	5/8" x 1/2"	1.06	1.31	0.69	0.28	16.97
18-284	3/4" x 1/2"	1.22	1.34	0.88	0.30	40.26

71 171C BST3

MALE BRANCH TEE

SAE# 060425

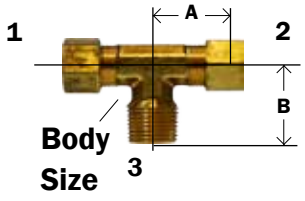

Forged

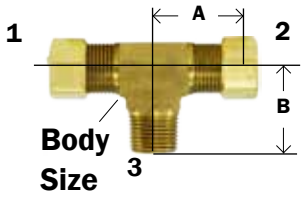

Barstock

Part #	Comp. X Male NPTF (1&2) X 3	A	B	Body Size	Approx. Wt. Lbs.	List Price
18-290	3/16" x 1/8"	0.63	0.69	0.36	0.08	8.66
18-291	1/4" x 1/8"	0.62	0.75	0.36	0.10	6.20
18-291B*	1/4" x 1/8"	0.64	0.73	0.45	0.10	10.61
18-292	1/4" x 1/4"	0.69	0.86	0.44	0.10	7.18
18-293	5/16" x 1/8"	0.72	0.75	0.50	0.11	7.18
18-294	5/16" x 1/4"	0.75	0.88	0.44	0.12	8.03
18-295	3/8" x 1/8"	0.75	0.75	0.50	0.14	9.59
18-296	3/8" x 1/4"	0.78	0.88	0.44	0.16	7.35
18-297	3/8" x 3/8"	0.78	0.97	0.47	0.18	10.77
18-298	3/8" x 1/2"	0.88	1.22	0.69	0.20	16.49
18-304	1/2" x 1/4"	0.94	0.97	0.59	0.22	14.26
18-299B*	1/2" x 3/8"	0.96	1.09	0.70	0.24	26.78
18-299	1/2" x 3/8"	0.94	1.12	0.59	0.24	13.65
18-300	1/2" x 1/2"	0.97	1.19	0.69	0.30	17.25
18-301	5/8" x 1/2"	1.06	1.31	0.69	0.32	19.43
18-302	3/4" x 1/2"	1.22	1.34	0.88	0.50	43.18
18-303	3/4" x 3/4"	1.25	1.50	0.88	0.54	40.66

* Barstock

72 BST1 172C

Be glad of life because it gives you the chance to love and to work and to play and to look up at the stars.

– Henry Van Dyke

FEMALE ELBOW

SAE# 060203

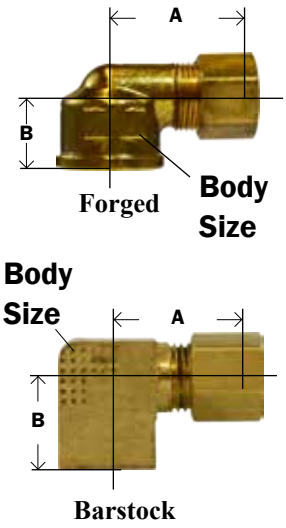

Part #	Comp. X Female NPTF	A	B	Body Size	Approx. Wt. Lbs.	List Price
18-251	1/8" x 1/8"	0.69	0.56	0.56	0.04	8.46
18-252	3/16" x 1/8"	0.69	0.47	0.56	0.04	5.01
18-253	1/4" x 1/8"	0.69	0.47	0.56	0.06	4.98
18-253B*	1/4" x 1/8"	0.69	0.56	0.56	0.06	6.00
18-254	1/4" x 1/4"	0.75	0.50	0.72	0.08	5.64
18-267	1/4" x 3/8"	0.81	0.58	0.81	0.08	7.99
18-268	1/4" x 1/2"	0.89	0.66	1.00	0.10	10.57
18-255	5/16" x 1/8"	0.72	0.84	0.47	0.08	9.21
18-256	5/16" x 1/4"	0.78	0.50	0.72	0.09	7.18
18-257	3/8" x 1/8"	0.75	0.84	0.47	0.10	5.94
18-258	3/8" x 1/4"	0.84	0.59	0.75	0.10	6.33
18-259	3/8" x 3/8"	0.88	0.58	0.81	0.12	7.31
18-260	3/8" x 1/2"	0.97	0.66	1.00	0.14	8.39
18-250	3/8" x 3/4"	1.09	0.72	1.25	0.18	13.38
18-261	1/2" x 1/4"	1.06	0.70	0.88	0.18	11.66
18-262	1/2" x 3/8"	1.00	0.70	0.88	0.16	9.73
18-263	1/2" x 1/2"	1.03	0.72	1.00	0.20	10.04
18-270	1/2" x 3/4"	1.16	0.72	1.25	0.23	14.42
18-269	5/8" x 3/8"	1.09	0.77	1.00	0.20	14.76
18-264	5/8" x 1/2"	1.09	0.77	1.00	0.22	11.48
18-265	5/8" x 3/4"	1.22	0.77	1.25	0.24	15.75
18-266	3/4" x 1/2"	1.25	1.25	0.94	0.28	25.79

* Barstock

70 270C BSE3 170C

FORGED TEE

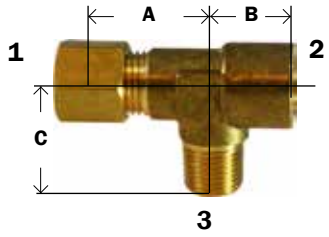

Part #	Comp. X Female NPTF x Male NPTF 1x(2&3)	A	B	C	Approx. Wt. Lbs.	List Price
18-307	1/4" x 1/8"	0.72	0.53	0.72	0.20	7.73

71 171C BST3

Don't be afraid to give your best to what seemingly are small jobs. Every time you conquer one it makes you that much stronger. If you do the little jobs well, the big ones will tend to take care of themselves.

- Dale Carnegie

ADAPTER TEE

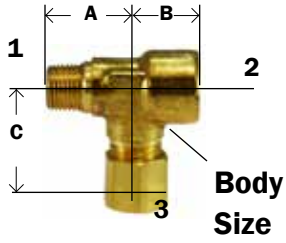

Part #	Male NPTF x Female NPTF x Comp. 3x (1&2)	A	B	C	Body Size	Approx. Wt. Lbs.	List Price
18-314	1/8" x 1/4"	0.72	0.53	0.72	0.47	0.08	8.56
18-316	3/8" x 1/4"	0.84	0.97	0.81	0.47	0.10	9.97

76 **176C**

FEMALE BRANCH FORGED TEE

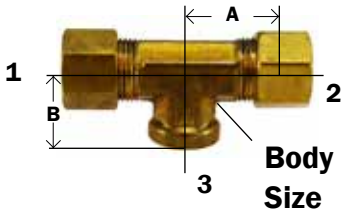

Part #	Comp. X Female NPTF (1&2)x3	A	B	Body Size	Approx. Wt. Lbs.	List Price
18-321	1/4" x 1/8"	0.78	0.75	0.45	0.10	7.37
18-328	1/4" x 1/4"	0.78	0.75	0.44	0.12	11.51
18-325	3/8" x 1/8"	0.75	0.63	0.50	0.12	9.57
18-322	3/8" x 1/4"	0.81	0.97	0.47	0.14	11.59
18-323	3/8" x 3/8"	0.97	0.69	1.05	0.16	17.32
18-326	1/2" x 1/8"	0.94	0.75	0.59	0.20	15.17
18-324	1/2" x 3/8"	1.00	0.72	0.88	0.22	22.81
18-327	5/8" x 1/8"	1.06	0.81	0.69	0.26	20.57

78 **BST4** 77 **177C** 2908

45° ELBOW

SAE# 060302

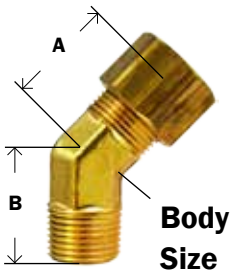

Part #	Comp. X Male NPTF	A	B	Body Size	Approx. Wt. Lbs.	List Price
18-329	3/16" x 1/8"	0.40	0.63	0.41	0.04	5.72
18-330	1/4" x 1/8"	0.40	0.61	0.41	0.04	5.26
18-336	1/4" x 1/4"	0.59	0.84	0.53	0.06	7.71
18-331	5/16" x 1/8"	0.59	0.65	0.53	0.06	8.47
18-332	5/16" x 1/4"	0.59	0.83	0.53	0.08	8.96
18-333	3/8" x 1/4"	0.62	0.83	0.53	0.08	6.89
18-338	3/8" x 3/8"	0.75	0.95	0.59	0.10	18.75
18-334	1/2" x 3/8"	0.75	0.88	0.59	0.14	8.52
18-339	1/2" x 1/2"	0.94	1.14	0.75	0.14	16.54
18-335	5/8" x 1/2"	0.78	1.14	0.78	0.14	17.60

6945 **45BSE1** 74 **179C** 273 **77**

GARDEN HOSE SWIVEL

•WASHER INCLUDED

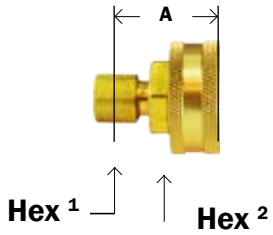

Part #	Compression x FGH	A	Hex 1	Hex 2	Approx. Wt. Lbs.	List Price
30-050	1/4" x 3/4"	1.02	0.50	0.75	0.09	8.63
30-051	3/8" x 3/4"	1.04	0.62	0.75	0.12	8.10

DOUBLE COMPRESSION THREADED SLEEVE FITTINGS

- Use with aluminum and copper tubing or plastic tubing with internal tube support. Not recommended for steel tubing.
- Easy to assemble, no flaring, two piece construction.
- For use on oil, air, water and grease lubrication systems.
- When design makes a dimension critical, contact us for information.

Tube OD	1/8	3/16	1/4	5/16	3/8
Thread	5/16-24	3/8-24	7/16-24	1/2-20	9/16-20
Working Pressure	500	500	500	250	250

NUT



Part #	Size	A	Hex	Approx. Wt. Lbs.	List Price
16-001	1/8”	0.50	0.37	0.02	1.18
16-002	3/16”	0.53	0.43	0.02	2.20
16-003	1/4”	0.56	0.50	0.04	2.92
16-004	5/16”	0.61	0.56	0.04	3.39
16-005	3/8”	0.61	0.62	0.04	3.84

181 **6100** 11

MALE ADAPTER



Part #	THRD Sleeve x Male NPTF	A	Hex	Approx. Wt. Lbs.	List Price
16-117	1/8” x *	0.62	0.43	0.02	13.26
16-118	1/8” x 1/8”	0.62	0.43	0.02	2.62
16-119	3/16” x 1/8”	0.69	0.43	0.02	3.30
16-121	1/4” x 1/8”	0.75	0.50	0.04	2.93
16-122	5/16” x 1/8”	0.89	0.56	0.04	5.72
16-123	3/8” x 1/4”	0.84	0.62	0.06	8.28

* 1/4 - 28 Male Thread Tapered.

188 **6200** 12

90° ELBOW

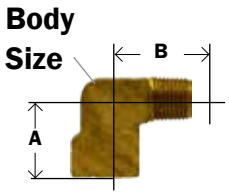

Part #	THRD Sleeve x Male NPTF	A	B	Body Size	Approx. Wt. Lbs.	List Price
16-127	1/8” x *	0.50	0.52	0.41	0.02	10.12
16-128	1/8” x 1/8”	0.50	0.66	0.43	0.02	14.94
16-129	3/16” x 1/8”	0.56	0.62	0.44	0.02	33.70
16-130	1/4” x 1/8”	0.52	0.62	0.50	0.04	23.56

* 1/4 - 28 Male Thread Tapered

189 **6400** 15

BREAK-AWAY NUT



- 1-Piece Fiting

Part #	Size	A	Hex	Approx. Wt. Lbs.	List Price
16-090	3/16”	0.57	0.37	0.02	8.42
16-010	1/4”	0.62	0.43	0.02	2.09

* Threaded sleeve fittings on page 85.

181-BA **21604** 99LB **81LB**

I never did a day’s work in my life. It was all fun.

-Thomas A. Edison

BRASS SPLIT SLEEVE D.O.T. FITTINGS (5/32 O.D.)

TRANSMISSION BRASS FITTINGS

APPLICATIONS: Used with SAE J844 Type A nylon tube in pressure protected air transmission applications.
TECHNICAL DATA: Maximum working pressure up to 150 PSI. Fittings will withstand variations from -40°F to +220°F (-40°C to + 104°C)

Ideally suited for use in passive protected air transmission applications. A specially designed slotted sleeve helps eliminate notch stress related to over torque.

COLLET



Part #	Tube O.D.	List Price
38-711	5/32"	1.65
25-001	1/8"	1.66

1460 **90791** 280 **90946**

NUT



Part #	Tube O.D.	List Price
38-732	5/32"	1.98
25-033	1/8"	1.87

1461 **90790** 281 **90885**

DOUBLE END UNION



Part #	Tube O.D.	List Price
38-761	5/32"	15.15
25-062	1/8"	8.84

1462 **90792** 283 **90891**

CONNECTOR WITH NUT AND SLEEVE



Part #	Tube O.D.	Pipe Thread	List Price
38-769	5/32"	1/16"	10.01
38-770	5/32"	1/8"	9.48
25-175	1/8"	1/16"	10.00
25-176	1/8"	1/8"	9.06

• Shipped with nut and split sleeve, picture shows insert 1468 **90794** 282 **90985**

ELBOW



Part #	Tube O.D.	Pipe Thread	List Price
38-718	5/32"	1/8"	10.59
25-220	1/8"	1/8"	8.88

SPECIAL COMPRESSION ASSEMBLIES | BRASS FITTINGS

To purchase special compression assemblies, delete the 18 prefix on part# and add the prefix of the type of special assembly you desire. Pricing and availability upon request.

22 - Plastic sleeve (inserts should be ordered seperately)
24 - Long nut compression
26 - Captive sleeve (parts listed on following pages)
27 - Self align sleeve

DELRIN SLEEVE



Part #	Size	A	B	Approx. Wt. Lbs.	List Price
18-015	1/4”	0.19	0.37	0.01	0.07
18-016	5/16”	0.19	0.43	0.01	1.09
18-017	3/8”	0.19	0.50	0.02	0.23
18-018	1/2”	0.25	0.63	0.02	0.15
18-019	5/8”	0.22	0.74	0.02	0.21

60-P

BRASS INSERT

• SLEEVE

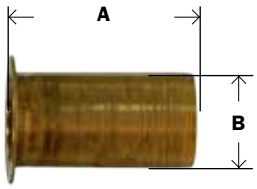

Part #	Size	A	B	Approx. Wt. Lbs.	Wall	List Price
22-008	1/8”	0.46	0.080	0.01	.016	0.73
22-009	3/16”	0.45	0.135	0.01	.025	0.80
22-009A	3/16”	0.52	0.095	0.01	.040	0.82
22-010	1/4”	0.50	0.163	0.02	.04	0.41
22-010A	1/4”	0.59	0.125	0.02	.04	1.16
22-010B	1/4”	0.53	0.172	0.02	.03	1.90
22-011A	5/16”	0.50	0.232	0.02	.04	1.76
22-011	5/16”	0.53	0.187	0.02	.062	0.73
22-012	3/8”	0.56	0.250	0.03	.062	0.64
22-013	1/2”	0.72	0.370	0.03	.062	0.83
22-014	5/8”	0.72	0.483	0.03	.062	1.69
22-015	3/4”	1.03	0.563	0.03	.03	5.04

See lead free insert on page 167

63-BI **60AE** 2030 **63PT**

LONG NUT COMPRESSION - Can be assembled on any compression fitting



Part #	Size	A	Hex	Approx. Wt. Lbs.	List Price
10-013	1/8"	0.50	0.37	0.01	2.09
24-002	3/16"	0.62	0.43	0.01	1.71
24-003	1/4”	0.75	0.50	0.02	1.95
24-004	5/16”	0.84	0.56	0.02	1.51
24-005	3/8”	0.97	0.62	0.04	2.96
24-006	1/2”	1.06	0.81	0.06	7.63
24-007	5/8"	1.19	0.94	0.11	7.58
24-008	3/4"	1.50	1.25	0.14	15.47

161

SELF-ALIGN SLEEVES



Part #	Size	List Price
27-001	1/8"	0.32
27-002	3/16"	0.99
27-003	1/4"	0.38

860 **601**



Part #	Size	List Price
27-005	3/8"	0.95
27-006	1/2"	2.26

860

CAPTIVE SLEEVE NUT



Part #	Size	List Price
26-001	1/8”	1.59
26-002	3/16”	1.66
26-003	1/4”	1.35
26-004	5/16”	1.86
26-005	3/8”	1.74
26-007	1/2”	3.48
26-008	5/8”	6.22
26-015	3/4"	14.25
26-016	7/8"	36.44
26-009	1"	36.86

CS61 **61CA**

UNION



Part #	Size	List Price
26-062	1/8”	4.87
26-063	3/16”	3.55
26-064	1/4”	3.23
26-065	5/16”	3.75
26-066	3/8”	3.75
26-079	3/8” x 1/4”	7.74

CS62 **62CA**

TEE



Part #	Size	List Price
26-102	3/16”	7.17
26-103	1/4”	7.17
26-105	3/8”	7.74

CS64 **164CA**

FEMALE ADADPTER



Part #	Comp. X Female NPTF	List Price
26-145	1/4” x 1/8”	3.37
26-153	3/8” x 1/4”	5.83

CS66 **66CA**

MALE ADAPTER



Part #	Comp. X Male NPTF	List Price
26-176	1/8” x 1/8”	2.54
26-177	3/16” x 1/8”	2.80
26-179	1/4” x 1/8”	2.66
26-180	1/4” x 1/4”	3.63
26-181	1/4” x 3/8”	3.50
26-183	5/16” x 1/8”	3.37
26-184	5/16” x 1/4”	3.43
26-188	3/8” x 1/4”	3.88
26-189	3/8” x 3/8”	4.58
26-190	3/8” x 1/2”	6.04
26-195	1/2” x 1/2”	8.13

CS68 **68CA**

MALE ELBOW



Part #	Comp. X Male NPTF	List Price
26-220	1/8” x 1/8”	5.79
26-220B	1/8” x 1/8”	4.39
26-221	3/16” x 1/8”	4.83
26-224B	1/4" x 1/8"	2.87
26-224	1/4” x 1/8”	3.63
26-225	1/4” x 1/4”	4.51
26-225B	1/4” x 1/4”	3.45
26-228	5/16” x 1/8”	5.25
26-229	5/16” x 1/4”	5.10
26-233	3/8” x 1/4”	5.42
26-237	1/2” x 3/8”	8.14
26-238	1/2” x 1/2”	7.96

CS69 **169CA**

Interchangeable with compress-align fittings.

These are NOT Lead Free
Lead Free products
available upon request

MALE BRANCH TEE



Part #	Comp. X Male NPTF (1&2) X 3	List Price
26-291	1/4” x 1/8”	6.84
26-292	1/4” x 1/4”	8.01
26-293	5/16” x 1/8”	8.01
26-296	3/8” x 1/4”	9.03

CS72 **172CA**

CAPTIVE SLEEVE x MALE PIPE ANGLE NEEDLE VALVE



Part #	Comp X Male Pipe	List Price
26-011	1/4” x 1/8”	7.17
26-014	5/16” x 1/4”	49.16

CAPTIVE SLEEVE x CAPTIVE SLEEVE NEEDLE VALVE



Part #	Comp X Comp	List Price
26-021	1/4”	7.21
26-023	3/8”	11.77

- More sizes available
- Lead Free - add LF to part #

Flareless

Flareless Brass Tube Fittings are Interchangeable with Poly-Flo®, Poly-Tite® and Poly-Line® and Poly-Fit®



Built-in SS
Tube Support

Tube O.D.	1/8	3/16	1/4	5/16	3/8	1/2
Thread Size-B	5/16-24	3/8-24	3/8-24	7/16-24	1/2-24	11/16-20

•Typical Application
Pneumatic instrumentation circuits, lubricant and cooling lines.

•Working Pressure and Temperature Ranges
Up to 150 PSI from 0°F to + 150°F with thermoplastic tubing. Up to 300 PSI from 0°F to + 175°F with soft metal tubing.

•Maximum allowable metal tube wall thickness for use with Poly-Tite fittings:
1/8", 3/16" O.D. --no limitation,
1/4" O.D.--.035 5/16", 3/8",1/2" O.D.--.049

•Vibration
Excellent Resistance.

•Temperature Range
Depends on tubing used. -65°F to +250°F (-53°C to +121°C) with brass sleeve, -40°F to +150°F (-40°C to +66°C) with plastic sleeve. (Refer to tubing temperature range.)

•Used With
Aluminum & copper tubing. Hard plastic tubing requires brass sleeve. Not recommended for steel tubing.

• Tolerance
+/- .02 on all dimensions. Dimension data can change without notice. Please call us when dimensions are critical.

•Advantages
No flaring of tubing required. Easy installation, captive sleeve, pre-assembled for installation and can be reassembled. Nuts rotate around the sleeve during tightening, preventing twisting of tubing.

•Assembly Instructions
1- Cut tubing to desired length.
2- Slide nut/sleeve assembly on tube. Threaded end "A" of nut must face toward fitting.
3- Bottom tubing into fitting.
4- Plastic sleeve - Tighten nut hand tight.
Brass Sleeve - Tighten nut hand tight, then an additional 3/4 turn.

* Note: 1/8 and 3/16 sizes have brass sleeves

NUT AND PLASTIC SLEEVE ASSEMBLY



Part #	Tube O.D.	Thread	A	Hex (Dia.)	Approx. Wt. Lbs.	List Price
20-211	1/4”	3/8-24	0.34	0.43	0.02	1.50
20-212	5/16”	7/16-24	0.45	0.50	0.02	2.68
20-213	3/8”	1/2-24	0.38	0.56	0.04	1.99
20-214	1/2”	11/16-20	0.42	0.81	0.04	3.50

261PF **1261** 61PN

UNION



Part #	Tube O.D.	A	Hex	Approx. Wt. Lbs.	List Price
20-240	1/8”	0.66	0.31	0.02	8.13
20-241	3/16”	0.75	0.37	0.04	8.86
20-242	1/4”	0.69	0.37	0.04	3.56
20-243	5/16”	0.69	0.44	0.04	10.38
20-244	3/8”	0.72	0.50	0.10	10.45
20-200	3/8” x 1/4”	0.72	0.50	0.08	15.16
20-245	1/2”	0.84	0.69	0.14	15.20

262PF **1262** 62P **262P**

BULKHEAD UNION



Part #	Tube O.D.	A	Hex	Approx. Wt. Lbs.	List Price
20-337	1/4”	1.25	0.56	0.06	11.82
20-338	5/16”	1.25	0.62	0.08	14.62
20-339	3/8”	1.31	0.69	0.10	16.57

62PBH **329P** 282P

UNION TUBE #M62C - FLARELESS X STANDARD COMPRESSION



Part #	Tube O.D.	A	Hex 1	Hex 2	Approx. Wt. Lbs.	List Price
20-235	1/4”	0.75	0.44	0.50	0.04	9.46
20-237	3/8”	0.84	0.62	0.62	0.08	13.90

262S **62PCA** 262PC

BULKHEAD UNION - FLARELESS X COMPRESSION



Part #	Tube O.D.	A	Hex	Approx. Wt. Lbs.	List Price
20-333	1/4”	1.31	0.56	0.07	12.61
20-334	3/8”	1.44	0.69	0.12	16.08

1274

FLARELESS BRASS FITTINGS

UNION TEE

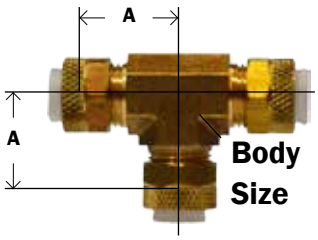

Part #	Tube O.D.	A	Body Size	Approx. Wt. Lbs.	List Price
20-248	1/8”	0.62	0.31	0.02	15.05
20-249	3/16”	0.62	0.31	0.04	13.13
20-250	1/4”	0.73	0.44	0.06	10.36
20-251	5/16”	0.62	0.37	0.08	15.00
20-252	3/8”	0.86	0.56	0.08	11.64
20-330*	3/8” x 1/4”	0.72	0.44	0.08	22.19
20-253	1/2”	0.81	0.62	0.24	32.11

* Reducing Branch

1264 **164P** 264P

FEMALE CONNECTOR



Part #	Tube O.D. x Female NPTF	A	Hex	Approx. Wt. Lbs.	List Price
20-256	1/8” x 1/8”	0.75	0.56	0.03	7.24
20-257	3/16” x 1/8”	0.78	0.56	0.05	7.08
20-259	1/4” x 1/8”	0.76	0.50	0.04	8.46
20-260	1/4” x 1/4”	1.08	0.62	0.05	7.21
20-261	5/16” x 1/8”	0.75	0.50	0.03	7.92
20-265	3/8” x 1/8”	0.77	0.56	0.05	14.67
20-262	3/8” x 1/4”	0.94	0.62	0.05	8.52
20-263	1/2” x 3/8”	1.00	0.81	0.12	12.89

1266 **66P** 266P

MALE CONNECTOR



Part #	Tube O.D. x Male NPTF	A	Hex	Approx. Wt. Lbs.	List Price
20-268	1/8” x 1/8”	0.80	0.34	0.04	5.30
20-269	3/16” x 1/8”	0.86	0.44	0.04	4.65
20-271	1/4” x 1/8”	0.82	0.44	0.03	3.67
20-272	1/4” x 1/4”	1.00	0.56	0.05	4.45
20-273	1/4” x 3/8”	1.03	0.69	0.08	8.15
20-274	5/16” x 1/8”	0.81	0.44	0.04	5.03
20-275	5/16” x 1/4"	1.00	0.56	0.05	5.63
20-276	3/8” x 1/8”	1.00	0.56	0.06	5.26
20-277	3/8” x 1/4”	1.03	0.56	0.08	6.74
20-278	3/8” x 3/8”	1.03	0.69	0.10	8.02
20-279	1/2” x 3/8”	1.09	0.69	0.16	9.48
20-282	1/2” x 1/2”	1.33	0.88	0.18	14.99

* Furnished with gasket.

1268 **68P** 268P

MALE ELBOW

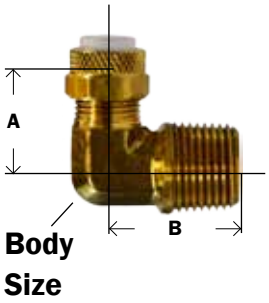

Part #	Tube O.D. x Male NPTF	A	B	Body Size	Approx. Wt. Lbs.	List Price
20-287	1/8” x 1/8”	0.62	0.69	0.31	0.02	5.46
20-288	3/16” x 1/8”	0.62	0.69	0.37	0.04	5.58
20-289*	1/4” x 1/8”	0.53	0.73	0.50	0.04	4.66
20-290	1/4” x 1/4”	0.66	0.94	0.37	0.06	7.20
20-291	1/4” x 3/8”	0.75	1.03	0.50	0.10	11.69
20-292	5/16” x 1/8”	0.62	0.75	0.41	0.04	5.79
20-293	3/8” x 1/8”	0.79	0.73	0.37	0.08	7.18
20-294	3/8” x 1/4”	0.72	0.94	0.44	0.10	8.57
20-295	3/8” x 3/8”	0.78	1.03	0.50	0.14	10.90
20-296	1/2” x 3/8”	1.09	1.10	0.73	0.16	11.00

* Barstock

1269 **169P** 269P

FEMALE ELBOW

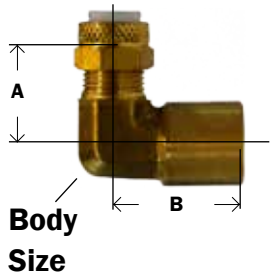

Part #	Tube O.D. x Female NPTF	A	B	Body Size	Approx. Wt. Lbs.	List Price
20-300	1/8" x 1/8"	0.69	0.55	0.56	0.02	8.28
20-301	3/16" x 1/8"	0.72	0.55	0.56	0.02	9.37
20-302	1/4" x 1/8"	0.62	0.75	0.37	0.08	8.89
20-303	1/4" x 1/4"	0.72	0.88	0.50	0.10	9.85
20-304	3/8" x 1/4"	0.72	0.88	0.50	0.12	9.45
20-305	1/2" x 3/8"	0.91	0.94	0.63	0.16	19.10

1270 **170P**

MALE RUN TEE

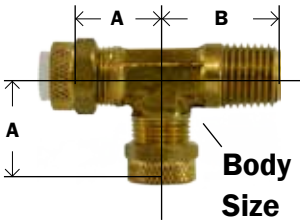

Part #	Tube O.D. x Male NPTF	A	B	Body Size	Approx. Wt. Lbs.	List Price
20-308	1/8" x 1/8"	0.62	0.69	0.31	0.04	11.99
20-309	3/16" x 1/8"	0.62	0.69	0.31	0.04	11.22
20-310	1/4" x 1/8"	0.62	0.75	0.37	0.08	10.81
20-311	1/4" x 1/4"	0.66	0.94	0.37	0.10	14.42
20-312	5/16" x 1/8"	0.62	0.75	0.37	0.08	11.87
20-313	3/8" x 1/4"	0.66	0.94	0.44	0.10	15.17
20-314	1/2" x 3/8"	0.81	1.06	0.63	0.16	19.86

1271 **171P**

MALE BRANCH TEE

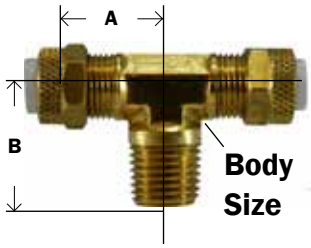

Part #	Tube O.D. x Male NPTF	A	B	Body Size	Approx. Wt. Lbs.	List Price
20-317	1/8" x 1/8"	0.63	0.69	0.31	0.04	16.57
20-318	3/16" x 1/8"	0.63	0.69	0.31	0.04	11.69
20-319	1/4" x 1/8"	0.63	0.75	0.37	0.07	10.56
20-320	1/4" x 1/4"	0.66	0.94	0.37	0.09	13.52
20-321	5/16" x 1/8"	0.63	0.75	0.37	0.10	12.13
20-322	3/8" x 1/8"	0.63	0.75	0.44	0.08	18.70
20-323	3/8" x 1/4"	0.66	0.94	0.44	0.11	15.07
20-324	1/2" x 3/8"	0.81	1.06	0.63	0.21	30.76

1272 **172P** 272P

FEMALE BRANCH TEE

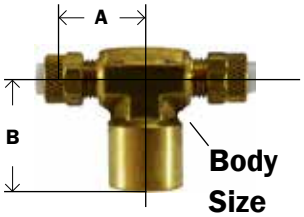

Part #	Tube O.D. x Female NPTF	A	B	Body Size	Approx. Wt. Lbs.	List Price
20-327	1/4" x 1/8"	0.66	0.94	0.37	0.12	21.24
20-328	1/4" x 1/4"	0.84	1.16	0.56	0.16	18.44

1277 **177P** 277P

UNIVERSAL NUT AND BRASS SLEEVE ASSEMBLY



Part #	Tube O.D.	Thread	A	Hex	Approx. Wt. Lbs.	List Price
20-227	1/8”	5/16-24	0.37	0.37	0.02	1.91
20-228	3/16”	3/8-24	0.41	0.44	0.02	2.31
20-229	1/4”	3/8-24	0.34	0.43	0.02	2.50
20-230	5/16”	7/16-24	0.34	0.50	0.02	2.23
20-231	3/8”	1/2-24	0.37	0.56	0.04	3.21
20-232	1/2”	11/16-20	0.42	0.81	0.04	4.32

261PFB **1261B** 61PB **261UB**

NUT



Part #	Tube O.D.	Thread	A	Hex (Dia.)	Approx. Wt. Lbs.	List Price
20-218	1/8”	5/16-24	0.37	0.37	0.01	1.40
20-219	3/16”	3/8-24	0.41	0.44	0.01	1.20
20-220	1/4”	3/8-24	0.34	0.44	0.02	1.46
20-221	5/16”	7/16-24	0.34	0.50	0.02	0.98
20-222	3/8”	1/2-24	0.38	0.56	0.04	2.08
20-223	1/2”	11/16-20	0.42	0.81	0.06	2.62

61PN **1261** 261FPN

PLASTIC SLEEVE



Part #	Tube O.D.	A	B	Approx. Wt. Lbs.	List Price
20-205	1/4”	0.34	0.26	0.01	0.31
20-206	5/16”	0.39	0.32	0.01	0.35
20-207	3/8”	0.41	0.38	0.01	0.74
20-208	1/2”	0.44	0.51	0.01	1.14

260FF **1260** 60P **260P**

PLASTIC CAP



Part #	Tube O.D.	A	Approx. Wt. Lbs.	List Price
20-201	1/4”	0.50	0.01	2.19
20-203	3/8”	0.56	0.01	1.75
20-204	1/2”	0.59	0.01	2.65

1229 **59P** 259P

PUSH-IN/ PUSH-TO-CONNECT FITTINGS

BRASS PUSH-IN
PAGE 95-99



NICKEL PLATED BRASS PUSH-IN
PAGE 100-104



BALL VALVES FOR N/P PUSH-IN
PAGE 105



METRIC N/P BRASS PUSH-IN
PAGE 106-108



COMPOSITE BODY PUSH-IN
PAGE 109-113



COMPOSITE BODY METRIC PUSH-IN
PAGE 114-116



PLASTIC PUSH-IN
PAGE 298-299



DOT BRASS PUSH-IN
PAGE 117-123



DOT COMPOSITE PUSH-IN
PAGE 124-128



BRASS PUSH-IN FITTINGS



ENGINEERING AND DESIGN

• **QUICK CONNECT**, simply push tubing in, no tools. Saves up to 75% of assembly time of standard compression fittings.
• **QUICK DISCONNECT**, hold two fingers on insert and pull tubing out, no tools required.
• **REUSEABLE**, connect and disconnect numerous times.
• **FULL FLOW DESIGN**, provides up to 60% more flow area than conventional fittings with internal tube supports.
• **POSITIVE SEAL**, no leaks. After tubing is inserted, seal is made.
• **VERSATILE**, BunaN "O" rings standard. Other materials of "O" rings available.
• **SECURE TUBE RETENTION**, pulling on tubing only serves to tighten the connection.
• **SELF CONTAINED ASSEMBLY**, no loose parts, brass body and insert.

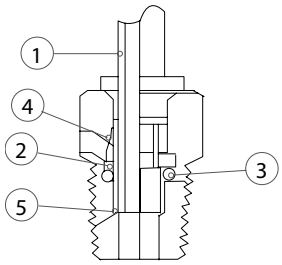

When tubing (1) is inserted into the fitting, it first passes through the gripping teeth (2). Just beyond the gripping teeth is the o-ring (3) which provides the leak proof seal against the OD of the tube. The gripping teeth grab the tube, which expands the insert. Pulling back on the tube only tightens the grip as the insert moves onto the camming surface (4). Pressure through the tube also serves to tighten the grip. The tube bottoms against a positive tube stop (5) in a cavity providing tube support to prevent leakage.

• **BRASS CONSTRUCTION**, elbows and tees are forged brass.
• **CHOICE** of convenient swivel of economical stationary elbows and tees.
• **STRAIGHT CONNECTORS** have interior hex for Allen key tightening where space is limited...no need to use a wrench.
• **PRE-APPLIED TEFLON ®** based pipe sealant on all male pipe threads, saving customer additional labor.
• **METRIC SIZES AVAILABLE**: Metric tube sizes from 2mm through 12mm in both standard NPT and metric pipe sizes are available on a special order basis.
• **WORKING PRESSURE**:
The fitting is suitable for use up to the maximum working pressure of the plastic tubing used.
• **WORKING TEMPERATURE**:
-10^{0}F to 200^{0}F (other ranges available on request).
• **PIPE THREAD**: NPTF with Teflon ® based sealant pre-applied.

• **Tolerance**
+/- .02 on all dimensions. Dimension data can change without notice. Please call us when dimensions are critical

UNION CONNECTOR



Part #	Tube O.D.	A	B	Approx. Wt. Lbs.	List Price
20-017	1/8”	1.07	0.38	0.03	5.83
20-018	5/32”	1.07	0.38	0.03	7.62
20-019	1/4”	1.50	0.44	0.05	7.26
20-022	3/8” x 1/4”	1.46	0.56	0.05	9.80
20-020	3/8”	1.44	0.56	0.06	10.08
20-021	1/2”	1.63	0.81	0.18	14.75

AQ62 **6580** 3106 **62PL** KQH **12-020** 50-562 **262-OF** 1162 **262PP**

UNION TEE

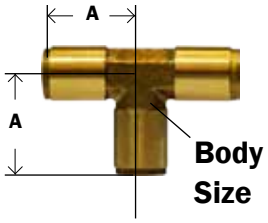

Part #	Tube O.D.	A	Body Size	Approx. Wt. Lbs.	List Price
20-025	1/8”	0.65	0.31	0.04	6.66
20-026	5/32”	0.67	0.31	0.04	8.28
20-027	3/16”	0.75	0.37	0.06	14.68
20-028	1/4”	0.92	0.37	0.09	10.04
20-031*	5/16”	0.89	0.49	0.10	28.36
20-029	3/8”	0.98	0.50	0.13	13.80
20-030	1/2”	1.16	0.62	0.24	21.20

* Nickel Plated

KQT **12-060** 50-564 **264OF** 264PP **1164** AQ64 **6540** 3140

UNION ELBOW

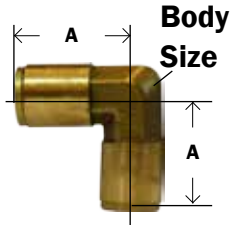

Part #	Tube O.D.	A	Body Size	Approx. Wt. Lbs.	List Price
20-150	1/8”	0.65	0.31	0.02	12.05
20-151	5/32”	0.67	0.31	0.04	10.94
20-152	1/4”	0.87	0.37	0.06	10.94
20-155	5/16”	0.91	0.47	0.08	34.03
20-153	3/8”	0.97	0.50	0.09	13.75
20-154	1/2”	1.15	0.62	0.18	19.44

AQ65 **6550** 3102 **165PL** KQL **12-040** 50-565 **265-OF**

FEMALE CONNECTOR



Part #	Tube O.D. x Female NPTF	A	Hex	Approx. Wt. Lbs.	List Price
20-032	1/8” x 1/8”	0.96	0.56	0.04	10.45
20-038	1/8” x 1/4”	1.04	0.67	0.04	29.02
20-012	5/32" x 1/8"	1.09	0.56	0.05	14.95
20-034	1/4” x 1/8”	1.23	0.56	0.06	7.03
20-035	1/4” x 1/4”	1.42	0.75	0.09	12.58
20-036	3/8” x 1/4”	1.32	0.75	0.09	17.81
20-037	3/8” x 3/8”	1.31	0.87	0.12	10.87

266PP **AQ66** 6463 **3114** 66PL **12-426** 50-566 **266-OF** 1166

MALE CONNECTOR



Part #	Tube O.D. x Male NPTF	A	Hex	Approx. Wt. Lbs.	List Price
20-047*	1/8” x 10-32”*	0.69	0.37	0.02	5.71
20-045	1/8" x 1/16"	0.68	0.37	0.02	11.43
20-048	1/8” x 1/8”	0.61	0.43	0.02	3.99
20-023	1/8” x 1/4”	0.98	0.56	0.04	5.85
20-049*	5/32” x 10-32”*	0.67	0.37	0.02	6.30
20-050	5/32” x 1/8”	0.67	0.43	0.03	4.85
20-046	5/32” x 1/4”	0.85	0.56	0.05	10.09
20-051*	3/16” x 10-32”*	0.80	0.37	0.02	2.69
20-052	3/16” x 1/8”	0.93	0.43	0.03	6.02
20-053*	1/4” x 10-32”*	0.70	0.43	0.03	4.31
20-039	1/4" x 1/16"	0.92	0.43	0.06	10.84
20-054	1/4” x 1/8”	0.93	0.43	0.06	4.67
20-055	1/4” x 1/4”	0.93	0.56	0.10	5.51
20-056	1/4” x 3/8”	0.94	0.68	0.08	7.84
20-530	5/16” x 1/8”	1.07	0.56	0.05	17.71
20-531	5/16” x 1/4”	0.98	0.56	0.10	18.64
20-532	5/16” x 3/8”	1.06	0.75	0.08	21.92
20-057	3/8” x 1/8”	1.10	0.56	0.06	7.68
20-058	3/8” x 1/4”	1.11	0.56	0.05	7.13
20-059	3/8” x 3/8”	1.02	0.68	0.08	7.61
20-062	3/8”x 1/2”	1.02	0.87	0.08	13.13
20-060	1/2” x 1/4”	1.36	0.81	0.11	9.88
20-061	1/2” x 3/8”	1.30	0.81	0.12	11.36
20-063	1/2” x 1/2”	1.23	0.87	0.14	14.34

* Furnished with gaskets

268PP **AQ68** 6510 **3115** 68PL **KQH** 12-425 **50-568** 268-OF **1168**

SWIVEL MALE ELBOW

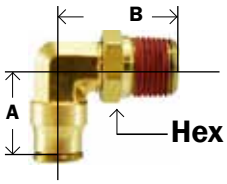

Part #	Tube O.D. x Male NPTF	A	B	Hex	Approx. Wt. Lbs.	List Price
20-079	1/8” x 1/8”	0.69	0.98	0.43	0.07	7.51
20-535*	1/8” x 1/4”	0.76	0.87	0.56	0.06	22.41
20-076**	5/32” x 10-32”	0.67	0.71	0.37	0.04	15.56
20-080	5/32” x 1/8”	0.68	0.89	0.43	0.05	8.24
20-077	5/32” x 1/4”	0.68	1.08	0.56	0.07	12.18
20-078**	1/4” x 10-32”	0.86	0.79	0.31	0.05	11.28
20-081	1/4” x 1/8”	0.90	0.93	0.37	0.08	7.32
20-082	1/4” x 1/4”	0.90	0.99	0.56	0.10	8.29
20-086	1/4” x 3/8”	0.98	1.14	0.68	0.09	16.03
20-538*	5/16” x 1/4”	0.91	0.85	0.56	0.07	23.79
20-539*	5/16” x 3/8”	0.91	0.87	0.75	0.08	37.88
20-087	3/8” x 1/8”	1.00	1.06	0.43	0.09	12.74
20-083	3/8” x 1/4”	0.99	1.15	0.56	0.10	10.20
20-084	3/8” x 3/8”	1.00	1.24	0.68	0.20	11.67
20-088	3/8” x 1/2”	1.00	1.54	0.87	0.19	19.03
20-085	1/2” x 3/8”	1.16	1.34	0.68	0.18	14.70
20-092	1/2” x 1/2”	1.16	1.51	0.87	0.24	20.91

* Nickel Plated

** Furnished with gaskets

aq69-ps **56520** 3109 **169pl** kql **12-447** 50-579 **269-OFS** 11695

FIXED MALE ELBOW

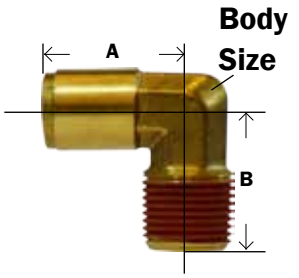

Part #	Tube O.D. x Male NPTF	A	B	Body Size	Approx. Wt. Lbs.	List Price
20-065	1/8” x 1/8”	0.69	0.69	0.31	0.03	7.57
20-066	5/32” x 1/8”	0.68	0.68	0.31	0.03	11.86
20-067	3/16” x 1/8”	0.75	0.71	0.37	0.04	8.56
20-068	1/4” x 1/8”	0.89	0.75	0.37	0.06	6.29
20-069	1/4” x 1/4”	0.95	0.96	0.37	0.08	6.13
20-070	1/4” x 3/8”	1.00	0.98	0.50	0.10	12.06
20-071	3/8” x 1/8”	0.99	0.80	0.50	0.06	10.39
20-072	3/8” x 1/4”	0.98	0.98	0.50	0.09	8.24
20-073	3/8” x 3/8”	0.97	0.98	0.50	0.12	15.31
20-074	1/2” x 1/4”	1.15	1.05	0.62	0.15	13.20
20-075	1/2” x 3/8”	1.18	1.05	0.62	0.22	12.85
20-064	1/2” x 1/2”	1.16	1.66	0.62	0.20	15.11

269PP **AQ69-P** 6500 **169PLNS** 12-445 **1169**

FEMALE SWIVEL ELBOW



Part #	Tube O.D. x Female NPTF	A	B	Hex	List Price
20-094S	5/32" x 1/8"	0.76	1.06	0.56	16.12
20-089S	1/4" x 1/8"	0.98	1.08	0.56	15.83
20-090S	1/4" x 1/4"	0.98	1.26	0.75	14.33
20-091S	3/8" x 1/4"	1.07	1.48	0.75	20.92

FEMALE ELBOW

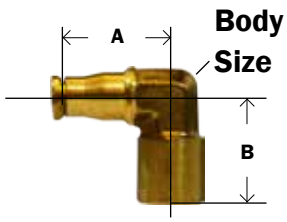

Part #	Tube O.D. x Female NPTF	A	B	Body Size	Approx. Wt. Lbs.	List Price
20-192	1/8" x 1/8"	0.78	0.82	0.31	0.02	8.65
20-094	5/32” x 1/8”	0.68	0.82	0.37	0.02	10.27
20-089	1/4” x 1/8”	0.91	0.75	0.37	0.06	11.82
20-090	1/4” x 1/4”	1.03	1.03	0.50	0.11	13.82
20-091	3/8” x 1/4”	0.98	0.95	0.50	0.16	21.10

AQ70-P **3009**

May your choices reflect your hopes, not your fears.

- Nelson Mandela

SWIVEL MALE RUN TEE

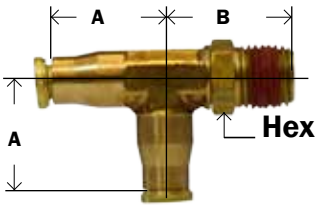

Part #	Tube O.D. x Male NPTF	A	B	Hex	Approx. Wt. Lbs.	List Price
20-160	1/8" x 1/8"	0.65	0.86	0.43	0.08	11.67
20-161	5/32" x 1/8"	0.67	1.04	0.43	0.09	13.95
20-162	1/4" x 1/8"	0.92	1.04	0.44	0.09	12.98
20-163	1/4" x 1/4"	0.92	1.13	0.56	0.11	14.58
20-164	3/8" x 1/4"	0.94	1.19	0.56	0.11	15.05
20-165	3/8" x 3/8"	0.96	1.24	0.50	0.12	24.21
20-174	1/2" x 1/4"	1.12	1.18	0.51	0.16	66.30
20-166	1/2" x 3/8"	1.14	1.31	0.68	0.14	27.69
20-167	1/2" x 1/2"	1.14	1.61	0.87	0.16	34.91

AQ71-PS **56440** 3103 **171PL** KQY **12-468** 50-571 **271-OFS** 11715

FIXED MALE RUN TEE

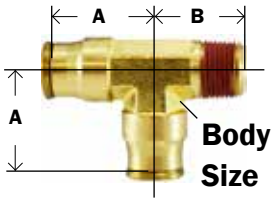

Part #	Tube O.D. x Male NPTF	A	B	Body Size	Approx. Wt. Lbs.	List Price
20-095	1/8" x 1/8"	0.65	0.72	0.31	0.04	13.49
20-097	3/16" x 1/8"	0.75	0.73	0.37	0.06	16.74
20-098	1/4" x 1/8"	0.92	0.74	0.37	0.08	12.90
20-093	1/4" x 1/4"	0.92	0.92	0.43	0.10	14.50
20-099	3/8" x 1/8"	0.94	0.82	0.50	0.14	15.56
20-100	3/8" x 1/4"	0.98	0.98	0.50	0.12	18.59
20-101	3/8" x 3/8"	1.05	1.05	0.62	0.10	18.77
20-102	1/2" x 3/8"	1.14	1.05	0.62	0.18	27.82

AQ71-P

SWIVEL MALE BRANCH TEE

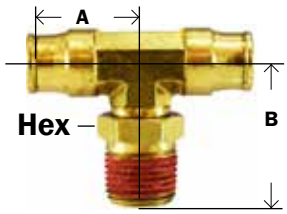

Part #	Tube O.D. x Male NPTF	A	B	Hex	Approx. Wt. Lbs.	List Price
20-103	1/8" x 1/8"	0.65	0.81	0.31	0.04	19.56
20-104*	5/32" x 10-32"*	0.65	0.71	0.31	0.04	24.76
20-109	5/32" x 1/8"	0.67	0.94	0.37	0.06	16.11
20-105	1/4" x 1/8"	0.92	0.97	0.37	0.08	15.84
20-106	1/4" x 1/4"	0.92	1.09	0.55	0.10	12.09
20-107	3/8" x 1/4"	0.96	1.14	0.56	0.18	16.36
20-108	3/8" x 3/8"	0.96	1.23	0.69	0.16	22.24
20-110	1/2" x 3/8"	1.16	1.34	0.69	0.24	26.94
20-111	1/2" x 1/2"	1.16	1.64	0.87	0.28	32.30

* Furnished with gaskets

FIXED MALE BRANCH TEE

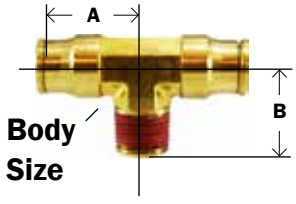

Part #	Tube O.D. x Male NPTF	A	B	Body Size	Approx. Wt. Lbs.	List Price
20-112	1/8" x 1/8"	0.69	0.72	0.31	0.04	13.08
20-113	5/32" x 1/8"	0.69	0.65	0.31	0.04	14.92
20-115	1/4" x 1/8"	0.92	0.74	0.37	0.12	13.73
20-116	1/4" x 1/4"	0.91	0.91	0.43	0.10	14.06
20-117	3/8" x 1/8"	0.98	0.80	0.50	0.08	17.30
20-118	3/8" x 1/4"	0.98	0.97	0.50	0.12	18.33
20-119	3/8" x 3/8"	0.98	0.97	0.50	0.14	19.04
20-120	1/2" x 3/8"	1.16	1.05	0.62	0.18	26.40

AQ72-P

UNION "Y"

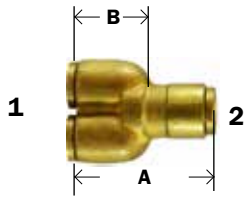

Part #	Tube O.D. 1 X 2	A	B	Approx. Wt. Lbs.	List Price
20-551	5/32" x 5/32"	1.36	0.81	0.11	59.99
20-552	1/4" x 1/8"	1.61	1.06	0.12	40.05
20-553	1/4" x 1/4"	1.81	1.16	0.14	37.39

BULKHEAD UNION



Part #	Tube O.D. A	B	C	Hex	Approx. Wt. Lbs.	List Price
20-124	1/8"	1.12	7/16-20	0.62	0.03	28.39
20-125	5/32"	1.12	7/16-20	0.62	0.03	31.09
20-126	3/16"	1.27	1/2-20	0.68	0.04	27.24
20-127	1/4"	1.69	1/2-20	0.68	0.06	18.10
20-128	3/8"	1.69	3/4-16	0.81	0.13	23.60
20-129	1/2"	1.85	15/16-20	1.12	0.16	38.12

AQ82-P **6590** 62PLBH **KQE** 12-029 **50-582** 282-OF **1174**

FEMALE BULKHEAD UNION



Part #	Tube O.D. x Female NPTF	A	Hex	Approx. Wt. Lbs.	List Price
20-170	1/4" x 1/8"	1.19	0.68	0.08	16.34
20-171	1/4" x 1/4"	1.36	0.75	0.10	23.23
20-172	3/8" x 1/4"	1.71	0.75	0.14	25.36

AQ86-P **1166BH**

CROSS

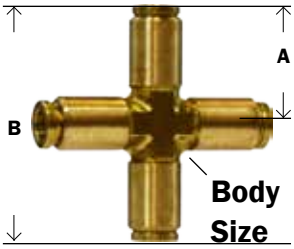

Size	Size	A	B	Body Size	List Price
20-142	1/4"	1.03	2.06	0.37	26.87
20-143	3/8"	1.06	2.12	0.50	26.33

REDUCER - NICKEL PLATED - TUBE OD X STUD



Part #	Tube O.D. 1 X 2	A	B	Approx. Wt. Lbs.	List Price
20-510	1/8" x 1/4"	1.38	0.39	0.02	16.78
20-511	5/32" x 1/4"	1.33	0.35	0.02	16.94
20-512	1/4" x 3/8"	1.50	0.51	0.04	20.07

67PPL **286PP**

PLASTIC PLUG



• Cored

Part #	Tube O.D.	A	Approx. Wt. Lbs.	List Price
20-009	5/32"	1.16	0.01	1.56
20-010	1/4"	1.40	0.01	1.90
20-011	3/8"	1.40	0.02	3.60
20-013	1/2"	1.50	0.02	4.73

284PP **AQ59** 209-OF **1129** 6900 **639PL** 12-004 **50-526**

NICKEL PLATED PUSH-IN FITTINGS
with GLOBAL THREAD

• NPTF • BSPP • BSPT • ISO 7 • ISO 228 • G THREAD • J THREAD



- Saves time and money
- No stripped threads
- No stripped parts
- Reduce inventory
- Completely reusable
- Quick installation
- No pitch identification

Component Parts and Materials	
Body	Brass - Nickel Plated
Thrust Ring	Acetalic Resin/ Glass filled Nylon
Sleeve	Brass - Nickel Plated
Gripper Collet	Stainless Steel
Safety Ring	PA66
Lip Seal (1/8 O-Ring Seal)	NBR 70
Thread Seal	NBR 70

Max Operating Pressure: 0-250 psi (17 bar) Vacuum service.
Min Temperature: 0°F (-18°C)
Max Temperature: 160°F (+70°C)
Tubing: Nylon, Polyethylene, Polyurethane.
- For best results use 95 Durometer
Media: Compressed air, water.

• Tolerance
+/- .02 on all dimensions. Dimension data can change without notice. Please call us when dimensions are critical.

GLOBAL THREAD

Works With Inch or Metric Threads

GLOBAL THREAD
NPT • BSPT • RC • NPTF • BSPP • G

"Global Thread" fittings can be assembled with female threads produced to the following standards: **Tapered NPTF**
Parrallel (BSPP, BSP, ISO 7)
Tapered (BSPT, PT, ISO 7, ISO 228)

NICKEL PLATED PUSH-IN FITTINGS

UNION CONNECTOR

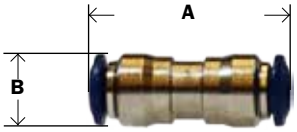

Part #	Tube O.D.	A	B	Approx. Wt. Lbs.	List Price
20-017N	1/8”	1.06	0.34	0.03	7.54
20-018N	5/32”	1.20	0.41	0.03	7.62
20-016N	5/32" x 1/4"	1.20	0.40	0.04	8.15
20-019N	1/4”	1.38	0.49	0.05	7.32
20-015N	5/16"	1.46	0.57	0.06	8.22
20-020N	3/8”	1.69	0.69	0.06	10.90
20-022N	3/8" x 1/4"	1.69	0.68	0.06	10.98
20-021N	1/2”	1.93	0.81	0.18	15.09
20-024N	1/2" x 3/8"	1.84	0.80	0.17	13.01

62PL **88040**

UNION TEE

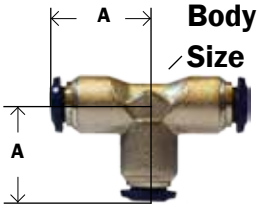

Part #	Tube O.D.	A	Body Size	Approx. Wt. Lbs.	List Price
20-025N	1/8”	0.67	0.35	0.04	11.10
20-026N	5/32”	0.67	0.35	0.04	21.26
20-028N	1/4”	0.83	0.43	0.09	11.77
20-031N	5/16”	0.87	0.51	0.10	16.22
20-029N	3/8”	1.04	0.63	0.13	16.21
20-030N	1/2”	1.20	0.74	0.24	22.46

164PL **88230**

UNION ELBOW

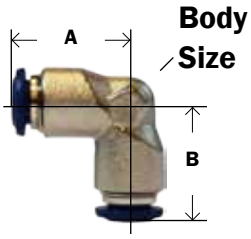

Part #	Tube O.D.	A	Body Size	Approx. Wt. Lbs.	List Price
20-150N	1/8”	0.67	0.35	0.02	10.26
20-151N	5/32”	0.67	0.35	0.04	8.51
20-152N	1/4”	0.83	0.43	0.06	8.79
20-155N	5/16”	0.87	0.51	0.08	10.81
20-153N	3/8”	1.04	0.63	0.09	13.12
20-154N	1/2”	1.20	0.75	0.18	18.93

165PL **88130**

FEMALE CONNECTOR



Part #	Tube O.D. x Female NPTF	A	Hex	Approx. Wt. Lbs.	List Price
20-032N	1/8” x 1/8”	0.93	0.51	0.04	12.43
20-038N	1/8” x 1/4”	1.14	0.63	0.04	11.28
20-034N	1/4” x 1/8”	1.06	0.51	0.06	9.94
20-035N	1/4” x 1/4”	1.26	0.63	0.09	10.90
20-036N	3/8” x 1/4”	1.38	0.71	0.09	18.60
20-037N	3/8” x 3/8”	1.38	0.79	0.12	18.24

66PL **88030**

Today is a GOOD day.

NICKEL PLATED PUSH-IN FITTINGS | BRASS FITTINGS

MALE CONNECTOR



GLOBAL THREAD
NPT • BSPT • RC • NPTF • BSPP • G

	Part #	Tube O.D. x Male Global Thread	A	Hex	Approx. Wt. Lbs.	List Price
	20-047N	1/8” x 10-32”	0.75	0.31	0.02	6.02
	20-048N	1/8” x 1/8”	0.77	0.43	0.02	5.48
	20-023N	1/8” x 1/4”	0.97	0.55	0.04	5.36
	20-049N	5/32” x 10-32”	0.83	0.39	0.02	5.91
	20-050N	5/32” x 1/8”	0.83	0.43	0.03	4.58
	20-046N	5/32” x 1/4”	0.98	0.55	0.05	7.14
	20-053N	1/4” x 10-32”	0.97	0.51	0.03	6.76
	20-054N	1/4” x 1/8”	0.98	0.51	0.06	4.71
	20-055N	1/4” x 1/4”	0.98	0.55	0.10	5.39
	20-056N	1/4” x 3/8”	0.98	0.71	0.08	6.89
	20-530N	5/16” x 1/8”	0.98	0.55	0.05	7.87
	20-531N	5/16” x 1/4”	1.08	0.55	0.10	7.82
	20-532N	5/16” x 3/8”	1.08	0.71	0.08	9.60
	20-057N	3/8” x 1/8”	1.38	0.67	0.06	7.82
	20-058N	3/8” x 1/4”	1.32	0.67	0.05	7.28
	20-059N	3/8” x 3/8”	1.32	0.71	0.08	8.11
	20-062N	3/8” x 1/2”	1.32	0.87	0.08	14.58
NEW	20-841N	1/2" x1/8"	1.03	0.79	0.12	10.22
	20-060N	1/2” x 1/4”	1.54	0.79	0.11	10.52
	20-061N	1/2” x 3/8”	1.42	0.79	0.12	12.80
	20-063N	1/2” x 1/2”	1.58	0.87	0.14	15.69

MALE CONNECTOR WITH INTERNAL HEX



NEW

Part #	Tube O.D. x Male Global Thread	A	Hex	Approx. Wt. Lbs.	List Price
20-842N	1/8” x 10-32” UNF	0.71	0.10	0.02	5.79
20-847N	5/32" x 10-32 UNF	0.79	0.10	0.02	5.79
20-846N	5/32" x 1/8"	0.71	0.12	0.03	5.01
20-845N	1/4” x 10-32” UNF	0.93	0.10	0.03	5.79
20-843N	1/4" x 1/8"	0.93	0.16	0.06	5.79
20-844N	1/4" x 1/4"	0.85	0.16	0.10	6.28

68PL **87000**

FIXED MALE ELBOW

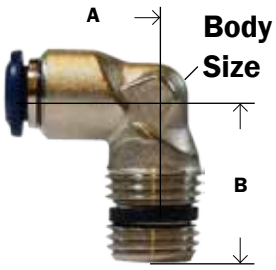

Part #	Tube O.D. x Male NPTF	A	B	Body Size	Approx. Wt. Lbs.	List Price
20-068N	1/4” x 1/8”	0.83	0.73	0.43	0.06	6.30
20-069N	1/4” x 1/4”	0.83	0.91	0.43	0.08	6.89
20-072N	3/8” x 1/4”	1.04	1.04	0.63	0.09	10.88
20-073N	3/8” x 3/8”	1.04	1.00	0.63	0.12	11.77

W169PLNS **8100**

The more I want to get something done, the less I call it work.

- Richard Bach

SWIVEL MALE ELBOW

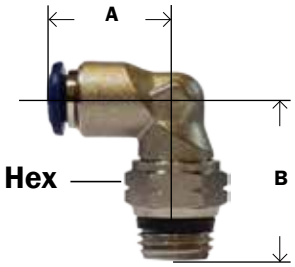

GLOBAL THREAD
NPT • BSPT • RC • NPTF • BSPP • G

	Part #	Tube O.D. x Male Global Thread	A	B	Hex	Approx. Wt. Lbs.	List Price
	20-079N	1/8” x 1/8”	0.67	0.78	0.51	0.07	7.96
	20-535N	1/8” x 1/4”	0.67	0.95	0.59	0.06	10.04
	20-076N	5/32” x 10-32”	0.67	0.95	0.59	0.04	9.70
	20-080N	5/32” x 1/8”	0.67	0.79	0.51	0.05	8.49
NEW	20-848N	5/32" x 1/4"	0.67	1.00	0.59	0.05	9.70
	20-081N	1/4” x 1/8”	0.83	0.87	0.51	0.08	7.81
	20-082N	1/4” x 1/4”	0.83	0.98	0.59	0.10	8.71
	20-086N	1/4” x 3/8”	0.83	1.10	0.67	0.09	14.49
NEW	20-537N	5/16" x 1/8"	0.91	0.98	0.51	0.06	8.21
	20-538N	5/16” x 1/4”	0.89	1.02	0.59	0.07	11.28
	20-539N	5/16” x 3/8”	0.87	1.10	0.67	0.08	13.65
	20-087N	3/8” x 1/8”	1.04	1.02	0.51	0.09	13.38
	20-083N	3/8” x 1/4”	1.04	1.10	0.59	0.10	11.31
	20-084N	3/8” x 3/8”	1.04	1.18	0.67	0.20	14.06
	20-088N	3/8” x 1/2”	1.04	1.30	0.83	0.19	19.11
NEW	20-184N	1/2" x 1/4"	1.24	1.30	0.59	0.17	17.59
	20-085N	1/2” x 3/8”	1.20	1.24	0.59	0.18	17.77
	20-092N	1/2” x 1/2”	1.20	1.42	0.83	0.24	19.97

W169PL **87110**

FEMALE SWIVEL ELBOW

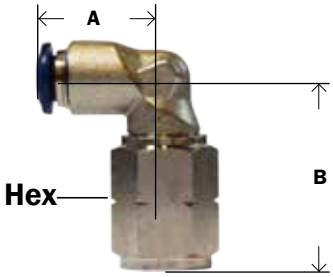

Part #	Tube O.D. x Female NPTF	A	B	Hex	List Price
20-094N	5/32" x 1/8"	0.669	0.994	0.354	9.99
20-089N	1/4" x 1/8"	0.826	1.023	0.433	11.80
20-090N	1/4" x 1/4"	0.826	1.200	0.433	11.62
20-762N	3/8" x 1/8"	0.885	1.082	0.511	12.72
20-091N	3/8" x 1/4"	0.885	1.240	0.511	13.45

SWIVEL MALE RUN TEE

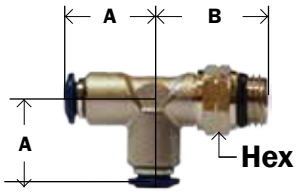

GLOBAL THREAD
NPT • BSPT • RC • NPTF • BSPP • G

	Part #	Tube O.D. x Male Global Thread	A	B	Hex	Approx. Wt. Lbs.	List Price
NEW	20-095N	1/8" x 1/8"	0.67	0.81	0.51	0.05	12.14
NEW	20-851N	1/8" x 1/4"	0.67	0.95	0.59	0.06	14.14
NEW	20-852N	5/32" x 1/8"	0.67	0.79	0.51	0.07	20.72
NEW	20-853N	5/32" x 1/4"	0.67	0.95	0.59	0.07	13.86
	20-162N	1/4” x 1/8”	0.83	0.87	0.51	0.09	13.01
	20-163N	1/4” x 1/4”	0.83	0.98	0.59	0.11	13.85
	20-164N	1/4" x 3/8"	0.83	1.10	0.59	0.11	15.05
NEW	20-159N	3/8" x 1/8"	1.04	1.07	0.59	0.12	20.72
	20-168N	3/8" x 1/4"	1.04	1.10	0.59	0.12	20.18
	20-165N	3/8” x 3/8”	1.04	1.18	0.67	0.12	24.24
NEW	20-181N	3/8" x 1/2"	1.20	1.24	0.59	0.15	26.13
	20-174N	1/2” x 1/4”	1.20	1.24	0.59	0.16	28.51
	20-166N	1/2” x 3/8”	1.20	1.30	0.67	0.14	32.15
NEW	20-167N	1/2" x 1/2"	1.20	1.42	0.83	0.17	30.05

W171PL **87222**

NICKEL PLATED PUSH-IN FITTINGS | BRASS FITTINGS

SWIVEL MALE BRANCH TEE

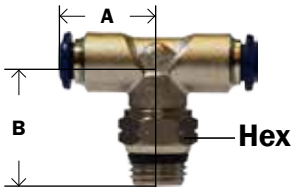

GLOBAL THREAD
NPT • BSPT • RC • NPTF • BSPP • G

	Part #	Tube O.D. x Male Global Thread	A	B	Hex	Approx. Wt. Lbs.	List Price
	20-103N	1/8” x 1/8”	0.67	0.78	0.51	0.04	11.89
	20-104N	5/32” x 10-32”	0.67	0.79	0.31	0.04	12.64
NEW	20-109N	5/32" x 1/8"	0.70	0.79	0.51	0.06	16.11
NEW	20-850N	5/32" x 1/4"	0.67	1.00	0.59	0.06	14.14
	20-105N	1/4” x 1/8”	0.83	0.87	0.51	0.08	12.99
	20-106N	1/4” x 1/4”	0.83	0.98	0.59	0.10	12.99
	20-156N	1/4" x 3/8"	1.043	1.10	0.59	0.18	15.05
NEW	20-157N	3/8" x 1/8"	1.04	1.08	0.59	0.18	19.61
	20-107N	3/8” x 1/4”	1.04	1.10	0.59	0.18	17.88
	20-108N	3/8” x 3/8”	1.04	1.18	0.67	0.16	21.25
	20-158N	3/8" x 1/2"	1.04	1.30	0.82	0.18	24.68
NEW	20-112N	1/2" x 1/4"	1.20	1.24	0.59	0.23	25.61
	20-110N	1/2” x 3/8”	1.20	1.30	0.67	0.24	27.09
	20-111N	1/2” x 1/2”	1.20	1.42	0.82	0.28	28.44

W172PL **87210**

BULKHEAD UNION



	Part #	Tube O.D.	A	Hex	Approx. Wt. Lbs.	List Price
NEW	20-124N	1/8"	1.03	0.55	0.04	10.49
NEW	20-125N	5/32"	1.22	0.67	0.05	10.49
	20-127N	1/4”	1.38	0.67	0.06	13.48
	20-123N	5/16”	1.45	0.74	0.08	18.06
	20-128N	3/8”	1.69	0.94	0.13	19.28
NEW	20-129N	1/2"	1.93	1.02	0.15	20.19

62PLBH **88050**

UNION "Y"

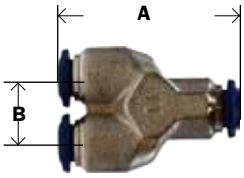

Part #	Tube O.D.	A	B	Approx. Wt. Lbs.	List Price
20-553N	1/4” x 1/4”	1.44	0.53	0.14	24.98

662PL **88310**

REDUCER



Part #	Tube O.D. 2	Tube O.D. 1	A	List Price
20-510N	1/4"	1/8"	1.142	5.39
20-511N	1/4"	5/32"	1.181	5.64
20-512N	3/8"	1/4"	1.496	7.30
20-513N	1/2"	1/4"	1.693	7.30
20-514N	1/2"	3/8"	1.693	9.26

67PPL **88700**

Don’t look back. You’re not going that way

CHROME PLATED BRASS MINI BALL VALVES

- Compact Design
- Max Working Pressure 250 psi
- Optional colors of handle plate for identification



PUSH-IN X PUSH-IN

Part #	Size	Box/Case	Wgt.	List Price
28400	1/8	30/300	.07	13.72
28401	1/4	30/300	.10	13.72
28402	3/8	20/200	.21	13.72



PUSH-IN X MALE PIPE

Part #	Size	Box/ Case	Wgt.	List Price
28403	5/32 x 1/8	30/300	.08	13.58
28407	1/4 x 1/8	30/300	.08	13.58
28404	1/4 x 1/4	30/300	.10	13.58
28405	3/8 x 3/8	20/200	.17	13.58



NEW

FIP X FIP

Part #	Size	Box/Case	Wgt.	List Price
46650	1/8	30/300	.11	9.59
46651	1/4	30/300	.10	9.59
46652	3/8	20/200	.14	11.83
46653	1/2	15/150	.25	12.18



NEW

MIP X FIP

Part #	Size	Box/Case	Wgt.	List Price
46660	1/8	30/300	.11	9.59
46661	1/4	30/300	.10	9.59
46662	3/8	20/200	.14	11.83
46663	1/2	15/150	.25	12.18

PANEL MOUNT DESIGN

NEW



FIP X FIP ANGLE

Part #	Size	Box/Case	Wgt.	List Price
46670	1/8	20/200	.19	23.00
46671	1/4	20/200	.20	16.10
46672	3/8	25/250	.11	18.90

NEW





3-WAY FIP - OPEN CENTER

Part #	Size	Box/Case	Wgt.	List Price
466900	1/8	25/250	.13	30.80
466901	1/4	20/200	.21	30.80
466902	3/8	20/200	.21	33.60

NEW





3-WAY FIP - CLOSED CENTER

Part #	Size	Box/Case	Wgt.	List Price
46680	1/8	25/250	.13	30.80
46681	1/4	20/200	.21	30.80
46682	3/8	20/200	.21	33.60

NICKEL PLATED METRIC PUSH-IN FITTINGS

BULKHEAD UNION

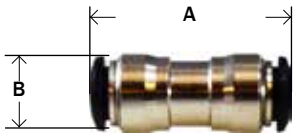

Part #	Tube O.D. (mm)	Tube O.D. (mm)	A	B	List Price
20-723N	3		1.014	0.332	11.87
20-600N	4		1.190	0.410	8.32
20-724N	5		1.287	0.449	8.64
20-725N	6	4	1.248	0.488	8.64
20-601N	6		1.326	0.488	8.64
20-726N	8	6	1.365	0.566	9.46
20-727N	8		1.404	0.566	9.65
20-728N	10	8	1.638	0.683	11.87
20-603N	10		1.638	0.683	11.87
20-729N	12	10	1.833	0.800	14.75
20-604N	12		1.833	0.800	14.03
20-730N	14		1.911	0.839	21.01

UNION TEE

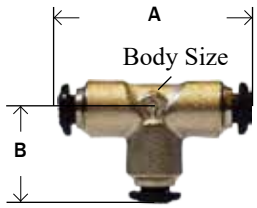

Part #	Tube O.D. (mm)	A	B	Body Size	List Price
20-741N	3	1.326	0.663	0.351	16.50
20-610N	4	1.326	0.663	0.351	12.69
20-742N	5	1.560	0.780	0.429	13.39
20-611N	6	1.638	0.819	0.429	13.39
20-612N	8	1.755	0.878	0.507	15.49
20-613N	10	2.067	1.034	0.624	20.12
20-614N	12	2.379	1.190	0.741	24.95
20-743N	14	2.379	2.535	0.741	32.06

UNION ELBOW

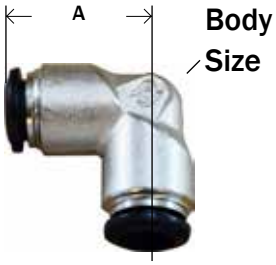

Part #	Tube O.D. (mm)	A	Body Size	List Price
20-738N	3	0.663	0.51	11.87
20-206N	4	0.663	0.351	9.21
20-739N	5	0.780	0.429	9.33
20-660N	6	0.780	0.429	9.33
20-661N	8	0.878	0.507	10.98
20-807N	10	1.034	0.624	13.52
20-808N	12	1.190	0.741	17.78
20-740N	14	1.268	0.741	21.90

UNION Y

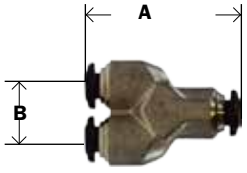

Part #	Tube O.D. (mm)	B	A	List Price
20-744N	3	0.390	1.131	23.35
20-813N	4	0.429	1.248	17.52
20-745N	5	0.527	1.365	18.55
20-814N	6	0.527	1.424	18.54
20-815N	8	0.605	1.599	21.01
20-746N	10	0.728	1.890	29.65

PLUG



Part #	Tube O.D. (mm)	A	List Price
20-748N	4	0.917	1.14
20-749N	5	0.956	1.14
20-750N	6	0.956	1.14
20-751N	8	1.014	1.40
20-752N	10	1.112	1.42
20-753N	12	1.190	1.43

NICKEL PLATED METRIC PUSH-IN FITTINGS

METRIC TUBE STRAIGHT MALE



GLOBAL THREAD
NPT • BSPT • RC • NPTF • BSPP • G

	Part #	Tube O.D. (mm)	Global Thread	A	Hex	List Price
	20-630N	4	1/8"	0.702	0.429	4.51
	20-631N	4	1/4"	0.760	0.546	5.87
	20-700N	5	1/8"	0.78	0.429	5.27
	20-701N	5	1/4"	0.78	0.546	5.65
	20-632N	6	1/8"	0.78	0.546	5.27
	20-633N	6	1/4"	0.819	0.546	5.65
NEW	20-628N	6	3/8"	0.90	0.546	7.46
NEW	20-629N	6	1/2"	0.92	0.546	9.03
	20-702N	8	1/8"	0.955	0.546	5.84
	20-634N	8	1/4"	0.858	0.546	5.91
	20-635N	8	3/8"	0.897	0.663	6.53
	20-703N	8	1/2"	0.897	0.663	7.87
	20-636N	10	1/4"	1.092	0.663	7.68
	20-637N	10	3/8"	1.092	0.663	8.27
	20-704N	10	1/2"	1.014	0.663	8.95
	20-801N	12	1/4"	1.267	0.78	9.21
	20-638N	12	3/8"	1.267	0.78	9.97
	20-705N	12	1/2"	1.209	0.78	10.09
	20-706N	14	3/8"	1.287	0.858	11.74
	20-707N	14	1/2"	1.248	0.858	12.69

METRIC TUBE INTERNAL HEX



NEW

	Part #	Tube O.D. (mm)	Global Thread	A	Hex	List Price
	20-619N	3	M5	0.31	0.31	7.56
	20-620N	4	1/8"	0.71	0.43	4.68
	20-621N	4	M5	0.39	0.38	5.01
	20-622N	4	M7 x 1"	0.83	0.38	5.40
	20-623N	6	1/4"	0.83	0.55	5.81
	20-624N	6	1/8"	0.85	0.47	4.94
	20-625N	6	M5	0.47	0.47	5.40
	20-626N	8	1/4"	0.88	0.55	6.24
	20-627N	8	1/8"	0.98	0.55	6.58

METRIC TUBE SWIVEL MALE ELBOW

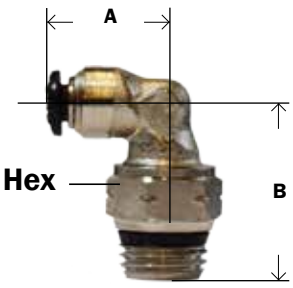

GLOBAL THREAD
NPT • BSPT • RC • NPTF • BSPP • G

Part #	Tube O.D. (mm)	Global Thread	A	B	Hex	List Price
20-708N	4	1/8"	0.663	0.780	0.507	9.14
20-709N	4	1/4"	0.663	0.936	0.585	9.97
20-710N	5	1/8"	0.780	0.858	0.507	9.21
20-642N	6	1/8"	0.819	0.858	0.507	8.73
20-803N	6	1/4"	0.819	0.975	0.585	9.97
20-711N	8	1/8"	0.878	0.917	0.507	10.17
20-805N	8	1/4"	0.878	1.014	0.585	11.13
20-655N	8	3/8"	0.878	1.092	0.663	14.48
20-712N	8	1/2"	0.878	1.404	0.819	15.68
20-656N	10	1/4"	1.034	1.092	0.585	14.03
20-657N	10	3/8"	1.034	1.170	0.663	15.68
20-713N	10	1/2"	1.034	1.287	0.819	18.22
20-658N	12	3/8"	1.190	1.287	0.663	18.08
20-659N	12	1/2"	1.190	1.404	0.819	20.63
20-714N	14	3/8"	1.268	1.404	0.663	21.79
20-715N	14	1/2"	1.268	1.443	0.819	23.10

METRIC TUBE SWIVEL MALE BRANCH TEE

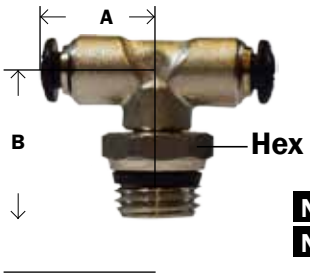



Part #	Tube O.D. (mm)	Global Thread	A	B	Hex	List Price
20-680N	4	1/8"	0.663	0.780	0.507	12.76
20-716N	4	1/4"	0.663	0.936	0.585	13.90
20-717N	5	1/8"	0.78	0.858	0.507	12.76
20-682N	6	1/8"	0.819	0.858	0.507	12.76
20-683N	6	1/4"	0.819	0.975	0.585	13.90
20-809N	8	1/8"	0.877	0.917	0.507	15.49
20-684N	8	1/4"	0.877	1.014	0.585	15.81
NEW 20-690N	8	3/8"	0.886	1.024	0.585	18.32
NEW 20-691N	8	1/2"	0.886	1.122	0.585	21.02
20-686N	10	1/4"	1.033	1.092	0.585	20.56
20-687N	10	3/8"	1.033	1.170	0.663	21.77
20-810N	10	1/2"	1.033	1.287	0.819	23.10
20-688N	12	3/8"	1.189	1.287	0.663	24.12
20-689N	12	1/2"	1.189	1.404	0.819	26.08
20-718N	14	3/8"	1.267	1.404	0.663	30.15
20-719N	14	1/2"	1.267	1.443	0.819	32.52

METRIC TUBE SWIVEL MALE RUN TEE





Part #	Tube O.D. (mm)	Global Thread	A	B	Hex	List Price
20-670N	4	1/8"	0.663	0.780	0.507	12.76
20-720N	4	1/4"	0.663	0.936	0.585	13.90
20-721N	5	1/8"	0.780	0.858	0.507	12.76
20-672N	6	1/8"	0.819	0.858	0.507	12.76
20-673N	6	1/4"	0.819	0.975	0.585	13.90
20-811N	8	1/8"	0.819	0.917	0.507	15.49
20-674N	8	1/4"	0.878	1.014	0.585	15.81
NEW 20-668N	8	3/8"	0.885	1.063	0.585	19.94
NEW 20-669N	8	1/2"	0.885	1.063	0.585	19.35
20-676N	10	1/4"	0.878	1.092	0.585	20.56
20-677N	10	3/8"	1.034	1.170	0.663	21.77
20-722N	10	1/2"	1.034	1.287	0.819	23.10
20-678N	12	3/8"	1.190	1.287	0.663	24.14
20-679N	12	1/2"	1.190	1.404	0.819	26.08

BULKHEAD



Part #	Tube O.D. (mm)	M	A	Hex	List Price
20-731N	3	M10x1	1.014	0.546	19.29
20-732N	4	MI2x1	1.229	0.663	16.56
20-733N	5	M14x1	1.287	0.663	14.16
20-734N	6	M14x1	1.365	0.663	14.16
20-735N	8	M16x1	1.443	0.741	15.49
20-736N	10	M20x1	1.677	0.936	20.52
20-737N	12	M22x1	1.872	1.014	24.56

Composite Body Push-In Fittings



• For Food Grade,
see page 298-299

Specifications

Fluid admitted	Air
Working pressure range	0-150 PSI (10BAR)
Min. Burst pressure	340PSI (23BAR)
Working Temperature range	-104°F ~180°F

Materials of Construction:

1	Body	Composite Polyacetal (hemopolymer,copolymer)
2	Body	Brass
3	Tube Release	Acetal Resin
4	Retainer	Brass
5	Gripper Ring	Stainless Steel
6	Spacer	Brass
7	O-Ring	NBR 70
8	Threads	Brass w/ white sealant

The latest generation of composite material is used in the body construction in addition to brass on threaded components and stainless steel on the tube gripper.

• **Tolerance**
+/- .02 on all dimensions. Dimension data can change without notice. Please call us when dimensions are critical.

UNION



	Part #	Tube O.D.	Approx. Wt. Lbs.	List Price
	20-017C	1/8"	0.01	6.73
	20-018C	5/32"	0.01	6.75
	20-001C	3/16"	0.01	9.89
	20-019C	1/4”	0.01	3.44
	20-015C	5/16"	0.01	7.41
	20-020C	3/8”	0.02	4.40
	20-021C	1/2"	0.03	7.71
NEW	20-016C	1/4" x 5/32"	0.01	5.14
NEW	20-515C	5/16" x 1/4"	0.01	6.39
	20-022C	3/8" x 1/4"	0.01	8.16
NEW	20-516C	3/8" x 5/16"	0.02	6.27
	20-024C	1/2" x 3/8"	0.03	19.77

PQ62P

UNION TEE



	Part #	Tube O.D.	Approx. Wt. Lbs.	List Price
	20-025C	1/8"	0.01	9.69
	20-026C	5/32"	0.01	9.00
NEW	20-027C	3/16"	0.02	7.91
	20-028C	1/4”	0.02	2.75
	20-031C	5/16"	0.02	10.88
	20-029C	3/8”	0.02	5.46
	20-030C	1/2"	0.08	10.60

PQ64P

90° UNION ELBOW



	Part #	Tube O.D.	Approx. Wt. Lbs.	List Price
	20-150C	1/8"	0.01	6.72
	20-151C	5/32"	0.01	6.44
NEW	20-149C	3/16"	0.01	5.76
	20-152C	1/4”	0.02	5.25
	20-155C	5/16"	0.02	8.89
	20-153C	3/8”	0.02	6.16
	20-154C	1/2"	0.02	7.20

PQ65P

UNION "Y" CONNECTOR



Part #	Tube O.D.	Approx. Wt. Lbs.	List Price
20-551C	5/32"	0.01	11.10
20-553C	1/4”	0.02	3.69
20-182C	5/16"	0.02	11.97
20-555C	3/8”	0.02	9.70
20-185C	1/2	0.07	16.92

PQ89P

FEMALE CONNECTOR

- Brass



Part #	Tube O.D. x Female NPT	Approx. Wt. Lbs.	List Price
20-034C	1/4” x 1/8”	0.02	7.02
20-035C	1/4” x 1/4”	0.04	6.35
20-036C	3/8” x 1/4”	0.04	5.11
20-037C	3/8” x 3/8”	0.06	4.69

PQ66P

MALE CONNECTOR

• Nickel Plated



• See broader range of sizes on page 102
N/P push-in fittings

Part #	Tube O.D. x Male NPT	Approx. Wt. Lbs.	List Price
20-050C	5/32" x 1/8"	0.02	5.05
20-053C	1/4" x 10-32"	0.02	6.31
20-054C	1/4” x 1/8”	0.02	3.59
20-055C	1/4” x 1/4”	0.02	2.21
20-056C	1/4” x 3/8”	0.04	4.53
20-530C	5/16" x 1/8"	0.05	6.59
20-531C	5/16" x 1/4"	0.05	5.73
20-057C	3/8" x 1/8"	0.05	6.88
20-058C	3/8” x 1/4”	0.06	3.51
20-059C	3/8” x 3/8”	0.06	3.63
20-062C	3/8” x 1/2”	0.08	6.84
20-060C	1/2” x 1/4”	0.06	6.79
20-061C	1/2” x 3/8”	0.08	6.13
20-063C	1/2” x 1/2”	0.10	6.60

PQ68P

SWIVEL MALE ELBOW

• Swivels for installation only.
• Not a live swivel



* Global Thread

	Part #	Tube O.D. x Male NPT	Approx. Wt. Lbs.	List Price
	20-079C	1/8" x 1/8"	0.01	7.38
NEW	20-535C*	1/8" x 1/4"	0.01	5.02
NEW	20-517C*	3/16" x 1/4"	0.01	6.69
NEW	20-080C*	5/32" x 1/8"	0.01	6.69
NEW	20-077C*	5/32" x 1/4"	0.01	5.10
NEW	20-049C*	5/32" x 10/32"	0.01	5.18
	20-078C	1/4" x 10-32	0.01	6.72
	20-081C	1/4” x 1/8”	0.02	3.94
	20-082C	1/4” x 1/4”	0.04	3.75
	20-086C	1/4” x 3/8”	0.06	4.90
NEW	20-518C*	1/4" x 1/2"	0.07	9.16
	20-537C	5/16" x 1/8"	0.04	8.72
	20-538C	5/16" x 1/4"	0.04	7.02
NEW	20-539C*	5/16" x 3/8"	0.06	5.70
	20-087C	3/8” x 1/8’	0.04	4.98
	20-083C	3/8” x 1/4”	0.08	5.20
	20-084C	3/8” x 3/8”	0.10	4.96
	20-088C	3/8” x 1/2”	0.12	8.82
	20-184C	1/2" x 1/4"	0.14	10.77
	20-085C	1/2" x 3/8"	0.16	10.63
	20-092C	1/2" x 1/2"	0.18	13.20

PQ69PS

LONG PATTERN MALE ELBOWS



Part #	Tube O.D. x Thread	Approx. Wt. Lbs.	List Price
20-572C	1/4 X 1/8	0.03	15.34
20-573C	1/4 X 1/4	0.05	15.06
20-574C	1/4 X 3/8	0.06	24.09
20-579C	3/8 X 1/4	0.09	25.10
20-580C	3/8 X 3/8	0.12	25.10
20-581C	3/8 X 1/2	0.14	40.73
20-582C	1/2 X 1/4	0.16	37.59
20-583C	1/2 X 3/8	0.18	40.45
20-584C	1/2 X 1/2	0.20	40.45

COMPOSITE BODY PUSH-IN FITTINGS | BRASS FITTINGS

FEMALE SWIVEL ELBOWS



Part #	Tube O.D. x Female NPT	Approx. Wt. Lbs.	List Price
20-089C	1/4 X 1/8	0.05	17.35
20-090C	1/4 X 1/4	0.06	18.93
20-591C	1/4 X 3/8	0.07	21.91
20-091C	3/8 X 1/4	0.10	27.97
20-595C	3/8 X 3/8	0.14	27.97
20-596C	3/8 X 1/2	0.15	34.16
20-597C	1/2 X 3/8	0.20	32.96
20-598C	1/2 X 1/2	0.23	13.20

45° SWIVELS



Part #	Tube O.D. x Male NPT	Approx. Wt. Lbs.	List Price
20-139C	1/4 X 1/8	0.04	8.60
20-140C	1/4 X 1/4	0.05	7.37

SWIVEL MALE RUN TEE

- Swivels for installation only.
- Not a live swivel



	Part #	Tube O.D. x Male NPT	Approx. Wt. Lbs.	List Price
NEW	20-160C*	1/8" x 1/8"	0.03	8.44
NEW	20-833C*	1/8" x 1/4"	0.03	8.95
NEW	20-835C*	5/32" x 10-32	0.03	7.92
	20-162C	1/4” x 1/8”	0.04	9.06
	20-163C	1/4” x 1/4”	0.04	5.54
NEW	20-834C*	1/4" x 10-32	0.04	7.61
	20-099C	3/8” x 1/8”	0.06	6.22
	20-100C	3/8” x 1/4”	0.08	5.77
	20-165C	3/8” x 3/8”	0.10	6.86
	20-181C	3/8 x 1/2	0.12	16.92
	20-174C	1/2 x 1/4	0.12	16.53
	20-166C	1/2 x 3/8	0.14	16.92
	20-167C	1/2 x 1/2	0.16	19.89

PQ71PS

SWIVEL MALE BRANCH TEE

- Swivels for installation only.
- Not a live swivel



	Part #	Tube O.D. x Male NPT	Approx. Wt. Lbs.	List Price
NEW	20-103C*	1/8" x 1/8"	0.02	10.94
NEW	20-519C*	1/8" x 1/4"	0.03	11.22
NEW	20-109C*	5/32" x 1/8"	0.02	10.37
NEW	20-135C*	5/32" x 1/4"	0.03	10.26
NEW	20-104C*	5/32" x 10/32"	0.03	7.10
NEW	20-830C*	3/16" x 1/8"	0.03	9.98
	20-105C	1/4” x 1/8”	0.04	9.29
	20-106C	1/4” x 1/4”	0.06	5.69
NEW	20-831C*	1/4" x 10/32"	0.06	7.61
	20-121C	1/4” x 3/8”	0.08	6.11
NEW	20-136C*	5/16" x 1/8"	0.04	11.28
NEW	20-137C*	5/16" x 1/4"	0.05	11.00
NEW	20-832C*	5/16" x 3/8"	0.06	9.98
	20-107C	3/8” x 1/4”	0.10	10.45
	20-108C	3/8” x 3/8”	0.12	12.49
	20-158C	3/8 X 1/2	0.14	16.92
	20-138C	1/2 X 1/4	0.14	16.53
	20-110C	1/2 X 3/8	0.16	16.92
	20-111C	1/2 X 1/2	0.21	19.83

PQ72PS

* Global Thread

BULKHEAD UNION



Part #	Tube O.D.	Approx. Wt. Lbs.	List Price
20-127C	1/4”	0.04	8.44
20-128C	3/8”	0.06	6.67
20-129C	1/2"	0.10	10.74

PQ82P

BULKHEAD FEMALES



Part #	Tube O.D. x Thread	Approx. Wt. Lbs.	List Price
20-170C	1/4 X 1/8	0.04	21.51
20-171C	1/4 X 1/4	0.04	16.58
20-172C	3/8 X 1/4	0.06	39.30
20-173C	3/8 X 3/8	0.07	35.57
20-175C	1/2 X 1/4	0.07	51.49
20-176C	1/2 X 3/8	0.09	41.74
20-179C	1/2 X 1/2	0.10	44.89

SWIVEL "Y" CONNECTOR

• Swivels for installation only. • Not a live swivel



Part #	Tube O.D. x Male NPT	Approx. Wt. Lbs.	List Price
20-187C	1/4 X 1/8	0.02	12.36
20-557C	1/4” x 1/4”	0.02	11.13
20-188C	3/8 X 1/4	0.04	14.59
20-189C	3/8 X 3/8	0.04	16.13
20-193C	3/8 X 1/2	0.07	19.26
20-194C	1/2 X 3/8	0.06	19.09
20-195C	1/2 X 1/2	0.09	22.34

PQ88PS

IN-LINE NEEDLE VALVE



Part #	Tube O.D.	Approx. Wt. Lbs.	List Price
20-487C	1/4”	0.04	27.32
20-488C	5/16”	0.05	26.39
20-489C	3/8”	0.06	33.00

PQ310C

RIGHT ANGLE FLOW CONTROL METER IN

• Free flow out



Part #	Tube O.D. x Male NPT	Approx. Wt. Lbs.	List Price
20-727C	1/4 X 1/8	0.04	33.36
20-728C	1/4” x 1/4”	0.04	23.79
20-780C	3/8 X 1/4	0.06	31.80
20-781C	3/8 X 3/8	0.06	49.36
20-782C	1/2 X 1/2	0.10	63.78

JPQ

RIGHT ANGLE FLOW CONTROL METER OUT

• Free flow in



Part #	Tube O.D. x Male NPT	Approx. Wt. Lbs.	List Price
20-785C	1/4 x 1/8	0.04	31.69
20-786C	1/4 x 1/4	0.04	35.28
20-787C	3/8 x 1/4	0.06	31.80
20-788C	3/8 x 3/8	0.06	41.89
20-789C	1/2 x 1/2	0.10	74.44

METRIC COMPOSITE BODY PUSH-IN FITTINGS

Technical Characteristics

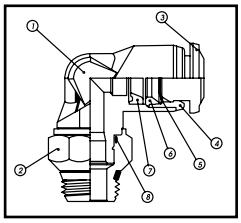

PART 1	BODY	COMPOSITE
PART 2	BODY	NICKEL PLATED BRASS
PART 3	TUBE RELEASE	ACETAL RESIN
PART 4	RETAINER	NICKEL PLATED BRASS
PART 5	GRIPPER RING	STAINLESS STEEL
PART 6	SPACER	COMPOSITE
PART 7	THREAD PACKING	NBR 70
PART 8	O-RING	NBR 70
PART 9	THREAD SEAL	NBR70

Operating Range

Pressure: 0 to 220 PSI (15 bar)

Vacuum: 0 to 29hg (-.99 bar)

Temperature

-5^0 F to + 175^0 F (-20^0 C to + 80^0 C)

Media

Compressed air.

Non-toxic fluids (water)

Materials

The latest generation of composite material is used in the body construction in addition to nickel-plated brass on threaded components and stainless steel on the tube gripper.

UNION



Part #	Tube O.D. (mm)	List Price
20-600	4	6.69
20-601	6	2.50
20-602	8	6.00
20-603	10	8.43
20-604	12	4.16

UNION TEE



	Part #	Tube O.D. (mm)	List Price
	20-610	4	16.64
NEW	20-862	5	7.92
	20-611	6	5.55
	20-612	8	5.69
	20-613	10	25.61
	20-614	12	26.12
NEW	20-861	14	13.48

3104

UNION ELBOW



	Part #	Tube O.D. (mm)	List Price
	20-806	4	6.69
	20-660	6	4.80
	20-661	8	7.12
	20-807	10	17.04
	20-808	12	22.55
NEW	20-740	14	9.26

3102

MALE ADAPTER



Part #	Tube OD (mm)	BSPT Thread	List Price
20-630	4	1/8”	6.01
20-631	4	1/4”	6.94
20-632	6	1/8”	6.69
20-633	6	1/4”	6.21
20-634	8	1/4”	3.69
20-635	8	3/8”	8.62
20-636	10	1/4”	9.10
20-637	10	3/8”	9.94
20-801	12	1/4”	11.61
20-638	12	3/8”	12.56

3175

NOTE: See page 102 for a complete line of male adapters with global thread.

SWIVEL ELBOW



	Part #	Tube OD (mm)	BSPT Thread	List Price
NEW	20-690*	4	M5	5.14
NEW	20-856*	4	1/8"	5.55
NEW	20-855*	4	1/4"	5.97
NEW	20-692*	5	M5	5.76
NEW	20-857*	5	1/8"	6.69
NEW	20-859*	5	M5	4.94
	20-642	6	1/8”	6.45
	20-803	6	1/4”	9.69
NEW	20-698*	6	3/8"	7.00
NEW	20-699*	6	1/2"	9.16
NEW	20-711*	8	1/8"	5.76
	20-805	8	1/4”	14.35
	20-655	8	3/8"	18.78
NEW	20-712*	8	1/2"	9.47
	20-656	10	1/4"	13.27
	20-657	10	3/8"	19.30
NEW	20-713*	10	1/2"	9.47
	20-658	12	3/8"	22.23
	20-659	12	1/2"	24.64
NEW	20-714*	14	3/8"	10.19
NEW	20-854*	14	1/2"	11.22

* Global Thread

SWIVEL BRANCH TEE



	Part #	Tube OD (mm)	BSPT Thread	List Price
	20-680*	4	1/8”	12.41
NEW	20-860*	4	1/4"	8.44
NEW	20-717*	5	1/8"	9.98
	20-682	6	1/8”	12.22
	20-683	6	1/4”	14.23
	20-809	8	1/8"	14.86
	20-684	8	1/4"	20.78
	20-685	8	3/8"	24.75
	20-686	10	1/4"	19.66
	20-687	10	3/8"	29.34
	20-810	10	1/2"	29.45
	20-688	12	3/8"	21.58
	20-689	12	1/2"	26.46
NEW	20-718*	14	3/8"	14.10
NEW	20-719*	14	1/2"	15.13

SWIVEL RUN TEE



	Part #	Tube OD (mm)	BSPT Thread	List Price
	20-670	4	1/8”	12.29
NEW	20-720*	4	1/4"	8.44
NEW	20-721*	5	1/8"	9.98
	20-672	6	1/8”	13.31
	20-673	6	1/4”	12.35
	20-811	8	1/8"	15.17
	20-674	8	1/4"	14.61
	20-675	8	3/8"	16.04
	20-676	10	1/4"	27.67
	20-677	10	3/8"	29.45
	20-678	12	3/8"	23.03
	20-679	12	1/2"	30.10

* Global Thread

METRIC COMPOSITE BODY PUSH-IN FITTINGS | BRASS FITTINGS

UNION WYE



	Part #	Tube OD (mm)	List Price
	20-813	4	21.83
	20-814	6	14.81
	20-815	8	26.08
NEW	20-746	10	9.98
NEW	20-827	12	12.97

SWIVEL MALE WYE

NEW



* Global Thread

Part #	Tube OD (mm)	Global Thread	List Price
20-816	4	1/8"	14.82
20-821	4	1/4"	10.29
20-817	6	1/8"	16.40
20-818	6	1/4"	15.23
20-819	8	1/8"	19.04
20-820	8	1/4"	19.40
20-822	8	3/8"	12.14
20-823	10	1/4"	11.22
20-824	10	3/8"	12.35
20-825	10	1/2"	14.82
20-826	12	3/8"	14.61
20-827	12	1/2"	12.97

The greatest discovery of my generation is that people can alter their lives by altering their attitudes.

- William James

D.O.T. PUSH-IN TUBE FITTINGS



Meets D.O.T. FMVSS 571.106 SAE J1131 Air Brake System Requirements

Benefits for Cost Savings & Engineering Project

- **Fast assembly:** No tools required. Simply push tubing in. Saves up to 75% of assembly time compared to standard air compression fittings. No loose parts to handle.
- **Fast disconnect:** Hold the collet collar with two fingers and pull out tube. No tools required.
- **Reusable:** Can be connected and disconnected several times.
- **Reliable sealing:** Using recommended tubing, full sealing is guaranteed.
- **Versatility:** Buna N O'ring standard. Viton and others available per request. Secure tube retention. Pulling on tubing only serves to tighten the connection.
- **Pre-Applied Teflon®** based pipe sealant on all male pipe threads, saving customer additional labor.
- **Full Flow Design,** provides more flow area than conventional fittings with internal tube supports even in the swivels.

DOT Fittings are constructed with an all brass captive eyelet which allows for maximum flow. The brass captive eyelet with extended length is floating and has a machined top end radius for easy installation of tubing. All male threads have a pre-applied Teflon® based pipe sealant to provide for easy assembly and leak proof seal.

- **Materials:**
  Brass
  "O" Ring: Buna - Nitrile (90 Durometer)
  EP (Ethylene Propylene)

- **Working Pressures & Temperature Ranges**
  Vacuum to 150 PSI
  -40°F to 200° F (-40°C to +93°C)

PLUG



Part #	Tube O.D.	Approx. Wt. Lbs.	List Price
595320	5/32”	0.01	1.17
590400	1/4”	0.02	2.54
590600	3/8”	0.02	2.32
590800	1/2”	0.04	4.34

1829 **DQ59DOT** 639PMT

UNION



Part #	Tube O.D.	Approx. Wt. Lbs.	List Price
620532	5/32”	0.06	10.08
620400	1/4”	0.06	11.27
620600	3/8”	0.13	10.98
620604	3/8" x 1/4"	0.15	28.80
620800	1/2”	0.19	10.92
621000	5/8”	0.30	26.19
621200	3/4”	0.44	49.89

AQ62DOT **62PMT** 1862 **DQ62DOT**

UNION TEE



Part #	Tube O.D.	Approx. Wt. Lbs.	List Price
640400	1/4”	0.09	16.51
640600	3/8”	0.16	20.26
640800	1/2”	0.25	27.81
641000	5/8"	0.32	44.61
641200	3/4"	0.36	100.61

AQ64DOT **164 PMT** 1864 **DQ64DOT**

UNION ELBOW



Part #	Tube O.D.	Approx. Wt. Lbs.	List Price
655320	5/32”	0.03	22.85
650400	1/4”	0.06	11.60
650600	3/8”	0.12	15.93
650800	1/2”	0.18	21.41

AQ65DOT **165 PMT** 1865 **DQ65DOT**

FEMALE CONNECTOR



Part #	Tube O.D. x Female NPTF	Approx. Wt. Lbs.	List Price
660402	1/4” x 1/8”	0.06	10.80
660404	1/4” x 1/4”	0.10	13.89
660602	3/8” x 1/8”	0.11	34.53
660604	3/8” x 1/4”	0.11	12.87
660606	3/8” x 3/8”	0.17	22.56
660804	1/2” x 1/4”	0.14	51.66
660806	1/2” x 3/8”	0.16	28.43
660808	1/2” x 1/2”	0.25	31.16

AQ66DOT **66PMT** 1866 **DQ66DOT**

MALE CONNECTOR



Part #	Tube O.D. x Male NPTF	Approx. Wt. Lbs.	List Price
685320	5/32” x 10/32”	0.02	11.75
685321	5/32” x 1/16”	0.02	8.41
685322	5/32” x 1/8”	0.02	9.39
680302	3/16” x 1/8”	0.02	10.73
680421	1/4" x 1/16"	0.02	12.90
680402	1/4” x 1/8”	0.03	5.16
680404	1/4” x 1/4”	0.04	5.55
680406	1/4” x 3/8”	0.07	9.75
680602	3/8” x 1/8”	0.06	7.83
680604	3/8” x 1/4”	0.07	7.06
680606	3/8” x 3/8”	0.06	7.68
680608	3/8” x 1/2”	0.13	13.57
680804	1/2” x 1/4”	0.11	16.55
680806	1/2” x 3/8”	0.12	9.81
680808	1/2” x 1/2”	0.14	10.16
681006	5/8” x 3/8”	0.18	19.12
681008	5/8” x 1/2”	0.18	20.81
681208	3/4” x 1/2”	0.20	26.60
681212	3/4” x 3/4”	0.20	33.47

AQ68DOT **68PM** 1868 **DQ68DOT** 68PMT

MALE ELBOW



Forged

Part #	Tube O.D. x Male NPTF	Approx. Wt. Lbs.	List Price
695302	5/32" x 1/16"	0.03	15.21
695322	5/32" x 1/8"	0.03	10.16
690302	3/16" x 1/8"	0.03	19.40
690402	1/4" x 1/8"	0.08	8.65
690404	1/4" x 1/4"	0.06	9.09
690406	1/4" x 3/8"	0.11	11.49
690602	3/8" x 1/8"	0.08	12.47
690604	3/8" x 1/4"	0.09	10.86
690606	3/8" x 3/8"	0.11	11.95
690608	3/8" x 1/2"	0.20	20.01
690804	1/2" x 1/4"	0.22	17.13
690806	1/2" x 3/8"	0.22	17.02
690808	1/2" x 1/2"	0.24	22.21
691006	5/8" x 3/8"	0.30	25.18
691008	5/8" x 1/2"	0.32	26.11
691208	3/4" x 1/2"	0.32	35.13
691212	3/4" x 3/4"	0.34	42.35

AQ69DOT **169 PMTNS** 1869 **DQ69DOT**

MALE SWIVEL ELBOW



Forged

Part #	Tube O.D. x Male NPTF	Approx. Wt. Lbs.	List Price
695322S	5/32" x 1/8"	0.07	12.44
690402S	1/4" x 1/8"	0.06	11.07
690404S	1/4" x 1/4"	0.10	15.69
690406S	1/4" x 3/8"	0.10	20.01
690602S	3/8" x 1/8"	0.10	12.47
690604S	3/8" x 1/4"	0.11	14.27
690606S	3/8" x 3/8"	0.12	14.77
690608S	3/8" x 1/2"	0.20	21.75
690804S	1/2" x 1/4"	0.16	39.00
690806S	1/2" x 3/8"	0.18	18.41
690808S	1/2" x 1/2"	0.26	24.09
691006S	5/8" x 3/8"	0.28	24.95
691008S	5/8" x 1/2"	0.30	29.70
691208S	3/4" x 1/2"	0.50	96.10
691212S	3/4" x 3/4"	0.56	53.24

AQ69DOTS **169PMT** 1869 **DQ69DOTS**

Ask for what you want and be prepared to get it! – Maya Angelou

FEMALE ELBOW



Forged

Part #	Tube O.D. x Female NPTF	Approx. Wt. Lbs.	List Price
700402	1/4” x 1/8”	0.06	9.95
700404	1/4” x 1/4”	0.10	12.80
700406	1/4” x 3/8”	0.16	16.23
700602	3/8” x 1/8”	0.15	54.66
700604	3/8” x 1/4”	0.12	12.85
700606	3/8” x 3/8”	0.17	17.89
700806	1/2” x 3/8”	0.26	44.62
700808	1/2” x 1/2”	0.30	50.78

AQ70DOTS **1870** DQ70DOTS **170PMTNS**

FEMALE SWIVEL ELBOW



Part #	Tube O.D. x Female NPTF	List Price
700404S	1/4” x 1/4"	11.85

MALE RUN TEE



Forged

Part #	Tube O.D. x Male NPTF (1 x 3) x 2	Approx. Wt. Lbs.	List Price
710402	1/4” x 1/8”	0.06	13.99
71040604	(1/4" x 3/8") x 1/4"	0.20	84.59
710404	1/4” x 1/4”	0.08	14.94
710604	3/8” x 1/4”	0.20	18.41
71060404	(3/8" x 1/4") x 1/4"	0.20	50.95
710606	3/8” x 3/8”	0.17	17.60
71060406	(3/8" x 1/4") x 3/8"	0.20	68.75
710608	3/8” x 1/2”	0.14	92.35
710806	1/2” x 3/8”	0.28	29.14

AQ71DOT **171PMTNS** 1871 **DQ71DOT**

Leadership is not a position or a title, it is action and example.

MALE SWIVEL RUN TEE



Forged

Part #	Tube O.D. x Male NPTF	Approx. Wt. Lbs.	List Price
710402S	1/4" x 1/8"	0.09	15.69
710404S	1/4" x 1/4"	0.11	17.61
710604S	3/8" x 1/4"	0.15	21.07
710606S	3/8" x 3/8"	0.14	22.82
710804S	1/2" x 1/4"	0.24	93.23
710806S	1/2" x 3/8"	0.24	36.98
710808S	1/2" x 1/2"	0.30	38.76

AQ71DOTS **171PMT** 1871 **DQ71DOTS**

MALE 45° ELBOW



Forged

Part #	Tube O.D. x Male NPTF	Approx. Wt. Lbs.	List Price
540402	1/4" x 1/8"	0.06	11.85
540404	1/4" x 1/4"	0.06	12.88
540602	3/8" x 1/8"	0.08	12.75
540604	3/8" x 1/4"	0.09	14.66
540606	3/8" x 3/8"	0.11	16.70
540608	3/8" x 1/2"	0.15	18.10
540804	1/2" x 1/4"	0.13	25.42
540806	1/2" x 3/8"	0.16	18.24
540808	1/2" x 1/2"	0.18	26.15
541006	5/8" x 3/8"	0.22	49.61
541008	5/8" x 1/2"	0.21	27.44
541208	3/4" x 1/2"	0.28	35.28
541212	3/4" x 3/4"	0.32	42.41

AQ54DOT **179MTNS** 1880 **DQ54DOT**

MALE 45° SWIVEL ELBOW



Part #	Tube O.D. x Male NPTF	Approx. Wt. Lbs.	List Price
540402S	1/4" x 1/8"	0.06	17.75
540404S	1/4" x 1/4"	0.09	19.09
540602S	3/8" x 1/8"	0.10	16.47
540604S	3/8" x 1/4"	0.11	16.55
540606S	3/8" x 3/8"	0.13	17.37
540804S	1/2" x 1/4"	0.14	31.38
540806S	1/2" x 3/8"	0.16	28.72
540808S	1/2" x 1/2"	0.18	25.25
541008S	5/8" x 1/2"	0.24	41.17

AQ54DOTS **179PMT** 1880 **DQ54DOTS**

MALE BRANCH TEE



Forged

Part #	Tube O.D. x Male NPTF (1 x 2) x 3	Approx. Wt. Lbs.	List Price
720302	3/16" x 1/8"	0.07	31.65
720402	1/4" x 1/8"	0.10	14.20
720404	1/4" x 1/4"	0.10	14.73
720604	3/8" x 1/4"	0.14	20.14
72060404	(3/8" x 1/4") x 1/4"	0.20	58.93
720606	3/8" x 3/8"	0.15	28.00
720804	1/2" x 1/4"	0.20	31.53
720806	1/2" x 3/8"	0.24	28.05
720808	1/2" x 1/2"	0.32	40.38
72100808	(5/8" x 1/2") x 1/2"	0.20	72.89

AQ72DOT **172PMTNS** 1872 **DQ72DOT**

MALE SWIVEL BRANCH TEE



Part #	Tube O.D. x Male NPTF	Approx. Wt. Lbs.	List Price
720402S	1/4” x 1/8”	0.12	17.30
720404S	1/4” x 1/4”	0.14	16.93
720602S	3/8" x 1/8"	0.19	18.67
720604S	3/8” x 1/4”	0.15	22.39
720606S	3/8” x 3/8”	0.17	22.12
720804S	1/2” x 1/4”	0.30	34.02
720806S	1/2” x 3/8”	0.34	32.46
720808S	1/2” x 1/2”	0.22	36.06

AQ72DOTS **172PMT** 1872 **DQ72DOTS**

FEMALE BRANCH TEE



(RUN) BRANCH

Part #	(1 & 2) x 3	List Price
770402	1/4” x 1/8"	18.50
770404	1/4" x 1/4"	23.38
770604	3/8" x 1/4"	17.68

GLADHAND BULKHEAD CONNECTOR



TUBE OD x MALE NPTF

Part #	Size	List Price
830808	1/2" x 1/2"	57.88

BULKHEAD UNION



Part #	Tube O.D.	Approx. Wt. Lbs.	List Price
820400	1/4”	0.16	21.63
820600	3/8”	0.21	35.89
820800	1/2”	0.14	40.08
821000	5/8”	0.30	47.15

AQ82DOT **62PMTBH** 1874 **DQ82DOT**

FEMALE BULKHEAD UNION



Part #	Tube O.D. x Female NPTF	Approx. Wt. Lbs.	List Price
860402	1/4" x 1/8"	0.08	13.90
860404	1/4" x 1/4”	0.10	15.10
860604	3/8” x 1/4”	0.14	15.65
860606	3/8” x 3/8”	0.31	21.01
860808	1/2” x 1/2”	0.32	41.50

• Jam nuts not available seperately

AQ86DOT **1873** DQ86DOT **66PMTBH**

COMPOSITE BODY DOT AIRBRAKE FITTINGS

NEW



WARNING

- Composite DOT push-to-connect fittings are designed only for use in applications where air is utilized as an operating fluid.
- Fittings must be used in accordance with manufacturer and industry specifications.
- They are not intended for use in environments exceeding 145psi or 140 degrees F.
- The Department of Transportation FMVSS 49CFR571-106 prohibits use of this type of fitting for connections between towed and towing vehicles or between a driveshaft and chassis.
- Using Composite DOT fittings in a manner inconsistent with manufacturer specifications may result in serious injury or property damage.
- Under no circumstances shall the supplier be liable to buyer for any consequential or incidental damages of any nature whatsoever arising from nonconformity of goods, defective goods, or delay in shipment or any other breach by seller.

Please feel free to email warning@compdotfitting.com with any questions or concerns.

- One touch connection reduces installation time and cost.
- Rugged ultraviolet and vibration resistant composite body.
- Various shapes and configurations to meet vehicle applications and make installations easier.

Specifications for FMVSS (D.O.T.) and SAE Compliant Fittings

Operating Fluid	Air						
Max. Operating Pressure	145psi (1.0MPa)						
Proof Pressure	Size	5/32"	1/4"	3/8"	1/2"	5/8"	3/4"
	At 75°F (24°C)	1200psi	1200psi	1400psi	950psi	900psi	800psi
	At 200 °F (93°C)	450psi (3.1MPa)					
Recommended Fluid and Ambient Temperature*	-40°F to 140°F (-40°C to 60°C)						
Leak Rate at -40°F (-40°C)	7 Ncm^3/min. or less						
Thread	Thread Portion	ANSI/ASME B1.20.1, 1983 R1992					
	Nut	JIS B 0208 (Unified fine thread) ISO 263					
Thread Sealant	Fluorine/ Acrylic						
Applicable Standards	D.O.T. FMVSS 49 CFR 571.106, SAE J2494-3						
Applicable Tubing	Tubing conforming to both SAE J844 and D.O.T. FMVSS 49 CFR 571.106. Material: Nylon12						
Tube O.D.	5/32", 1/4", 3/8", 1/2", 5/8", 3/4"						

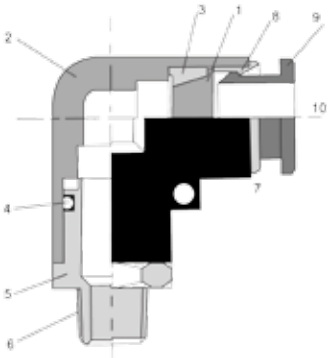

1. Chuck	Stainless steel or Brass
2. Body	Polybutylene Terephthalate (PBT), Brass
3/4. Tube seal, O-Ring	Buna-N, Nitrile Rubber
5. Stud	Brass
6. Sealant	Flourine/ Acrylic
7. Guide	Stainless Steel or Polyacetal (Acetal)
8. Stabilization Ring	Stainless Steel
9. Release Button	Polyacetal, POM (Acetal)
10. Tube support	Stainless Steel/ Brass

STRAIGHT UNION



Part #	Tube OD (inch)	Approx. Wt. Lbs.	List Price
620532C	5/32	0.01	22.23
620400C	1/4	0.01	6.42
620600C	3/8	0.03	9.50
620800C	1/2	0.05	12.85
621000C	5/8	0.08	37.92

UNION TEE



Part #	Tube OD (inch)	Approx. Wt. Lbs.	List Price
640400C	1/4	0.02	9.27
640600C	3/8	0.05	14.95
640800C	1/2	0.07	18.17
641000C	5/8	0.13	29.69

UNION 90° ELBOW



Part #	Tube OD (inch)	Approx. Wt. Lbs.	List Price
655320C	5/32	0.01	35.12
650400C	1/4	0.02	9.91
650600C	3/8	0.04	12.42
650800C	1/2	0.05	19.92

FEMALE CONNECTOR



Part #	Tube OD (inch)	Thread NPT	Approx. Wt. Lbs.	List Price
660402C	1/4	1/8-27	0.04	9.91
660404C	1/4	1/4-18	0.06	10.71
660406C	1/4	3/8-18	0.10	11.48
660602C	3/8	1/8-27	0.07	16.85
660604C	3/8	1/4-18	0.07	16.85
660606C	3/8	3/8-18	0.11	16.98
660608C	3/8	1/2-14	0.12	15.63
660802C	1/2	1/8-27	0.11	13.92
660804C	1/2	1/4-18	0.13	14.13
660806C	1/2	3/8-18	0.12	23.90
660808C	1/2	1/2-14	0.13	23.49

STRAIGHT MALE CONNECTOR



Part #	App. Tube OD (inch)	Thread NPT	Approx. Wt. Lbs.	List Price
680402C	1/4	1/8-27	0.02	4.53
680404C	1/4	1/4-18	0.03	4.86
680406C	1/4	3/8-18	0.05	6.21
680602C	3/8	1/8-27	0.05	9.42
680604C	3/8	1/4-18	0.06	7.31
680606C	3/8	3/8-18	0.06	7.65
680608C	3/8	1/2-14	0.09	12.20
680804C	1/2	1/4-18	0.09	12.78
680806C	1/2	3/8-18	0.09	13.49
680808C	1/2	1/2-14	0.09	16.34
681006C	5/8	3/8-18	0.15	24.18
681008C	5/8	1/2-14	0.13	23.32
681208C	3/4	1/2-14	0.38	27.97

90° MALE ELBOW

- Fixed



Part #	Tube OD (inch)	Thread NPT	Approx. Wt. Lbs.	List Price
695322SC	5/32	1/8-27	0.03	15.82
690402SC	1/4	1/8-27	0.03	6.27
690404SC	1/4	1/4-18	0.04	6.42
690406SC	1/4	3/8-18	0.07	11.17
690602SC	3/8	1/8-27	0.07	12.60
690604SC	3/8	1/4-18	0.06	10.43
690606SC	3/8	3/8-18	0.08	12.85
690608SC	3/8	1/2-14	0.14	16.06
690804SC	1/2	1/4-18	0.07	17.55
690806SC	1/2	3/8-18	0.09	16.49
690808SC	1/2	1/2-14	0.14	16.77
691006SC	5/8	3/8-18	0.14	24.27
691008SC	5/8	1/2-14	0.18	24.14
691208SC	3/4	1/2-14	0.26	27.73

90° FEMALE ELBOW



Part #	Tube OD (inch)	Thread NPT	Approx. Wt. Lbs.	List Price
700402SC	1/4	1/8-27	0.03	8.35
700404SC	1/4	1/4-18	0.05	13.43
700406SC	1/4	3/8-18	0.08	14.92
700604SC	3/8	1/4-18	0.07	15.42
700606SC	3/8	3/8-18	0.09	18.42
700608SC	3/8	1/2-14	0.10	16.45
700806SC	1/2	3/8-18	0.10	24.20
700808SC	1/2	1/2-14	0.11	26.41

MALE RUN TEE

• Fixed



Part #	Tube OD (inch)	Thread NPT	Approx. Wt. Lbs.	List Price
710402SC	1/4	1/8-27	0.04	12.77
710404SC	1/4	1/4-18	0.05	12.77
710604SC	3/8	1/4-18	0.08	16.98
710606SC	3/8	3/8-18	0.10	18.57
710608SC	3/8	1/2-14	0.15	23.22
710806SC	1/2	3/8-18	0.11	28.12

MALE BRANCH TEE

• Fixed



Part #	Tube OD (inch)	Thread NPT	Approx. Wt. Lbs.	List Price
720402SC	1/4	1/8-27	0.04	11.17
720404SC	1/4	1/4-18	0.05	12.06
720406SC	1/4	3/8-18	0.08	22.05
720604SC	3/8	1/4-18	0.08	15.76
720606SC	3/8	3/8-18	0.10	17.84
720806SC	1/2	3/8-18	0.11	22.12
720808SC	1/2	1/2-14	0.17	30.90

FEMALE BRANCH TEE



Part #	Tube OD (inch)	Thread NPT	Approx. Wt. Lbs.	List Price
770402C	1/4	1/8-27	0.06	15.05
770404C	1/4	1/4-18	0.08	17.56
770604C	3/8	1/4-18	0.08	24.14

45° MALE ELBOW

• Fixed



Part #	Tube OD (inch)	Thread NPT	Approx. Wt. Lbs.	List Price
540402SC	1/4	1/8-27	0.03	10.71
540404SC	1/4	1/4-18	0.04	12.63
540602SC	3/8	1/8-27	0.06	14.28
540604SC	3/8	1/4-18	0.06	14.28
540606SC	3/8	3/8-18	0.08	23.56
540608SC	3/8	1/2-14	0.13	19.98
540804SC	1/2	1/4-18	0.08	23.99
540806SC	1/2	3/8-18	0.10	23.56
540808SC	1/2	1/2-14	0.15	23.19
541006SC	5/8	3/8-18	0.14	41.55
541008SC	5/8	1/2-14	0.17	31.61
541208SC	3/4	1/2-14	0.26	29.77

UNION "Y"



Part #	A&B Tube OD (inch)	C Tube OD (inch)	Approx. Wt. Lbs.	List Price
620553C	1/4	1/4	0.03	17.02
620409C	1/4	3/8	0.03	18.84
620555C	3/8	3/8	0.05	20.99
620559C	3/8	1/4	0.07	23.99
620557C	1/2	1/2	0.08	26.66

MALE BRANCH "Y"



Part #	Tube OD (inch)	Thread NPT	Approx. Wt. Lbs.	List Price
620604C	3/8	1/4-18	0.09	24.63
620606C	3/8	3/8-18	0.12	25.59
620806C	1/2	3/8-18	0.13	39.73
620808C	1/2	1/2-14	0.15	40.80

BULKHEAD UNION



Part #	Tube OD (inch)	Thread (UNF)	Approx. Wt. Lbs.	List Price
820400C	1/4	9/16-18	0.07	11.88
820600C	3/8	7/8-14	0.19	17.62
820800C	1/2	1-12	0.26	26.62
821000C	5/8	1 1/8-12	0.42	66.33

FEMALE BULKHEAD CONNECTOR



Part #	App. Tube OD (inch)	Thread NPT	T (UNF)	Approx. Wt. Lbs.	List Price
860402C	1/4	1/8-27	9/16-18	0.01	16.70
860404C	1/4	1/4-18	9/16-18	0.08	24.31
860604C	3/8	1/4-18	7/8-14	0.20	24.95
860606C	3/8	3/8-18	7/8-14	0.20	25.48
860806C	1/2	3/8-18	1-12	0.26	28.91
860808C	1/2	1/2-14	1-12	0.27	30.09

Your attitude determines your direction.

D.O.T. AIR BRAKE - NYLON TUBING



Tube O.D	1/4	3/8	1/2	5/8	3/4
Thread Size-B	7/16-24	17/32-24	11/16-20	13/16-18	1-18

•Typical Application
Air brake systems except where temperatures exceed +200^{0}F or where battery acid can drip on tubing.

•Pressure
Maximum operating pressure of 150 PSI.

•Vibration
Fair resistance.

•Temperature Range
-40^{0}F to +200^{0}F (-40^{0}C to +93^{0}C).

•Material
Brass

•Used With
NT Nylon Tubing - SAE J844 Type A and B.

• Tolerance
+/- .02 on all dimensions. Dimension data can change without notice. Please call us when dimensions are critical

•Advantages
Easy to assemble (no tube preparation or flaring required.) Built in tube support. Fittings utilize a ribbed sleeve for compression and positive grip. May be used with copper tubing by replacing nut, sleeve and insert with long nut and spherical sleeve. Insert should be removed for copper tubing use.

•Conformance
Meets specifications and standards of SAE and DOT FMVSS 571,106.

•Assembly Instructions
1- Cut tubing to desired length.
2-Slide nut and then sleeve on tubing. Threaded end of nut “A” must face toward fitting body.
3-Insert tubing into the preassembled fitting. Be sure tubing is bottomed in fitting.
4- Tighten nut to required torque as indicated on chart.

Disassembling: Remove nut and pull tubing out of fitting body. Insert will remain in tubing.
Reassembly: Push tubing and insert into fitting body until it bottoms. Thread nut onto fitting body and torque as in step 4.

Tube Size	Additional Number of Turns from Hand-Tight
1/4	3
3/8, 1/2	4
5/8, 3/4	3-1/2

D.O.T. AIR BRAKE - NYLON TUBING

BRASS FITTINGS

SLEEVE
SAE# 100115



Part #	Tube O.D.	Approx. Wt. Lbs.	List Price
38-001	1/4”	0.01	0.41
38-002	3/8”	0.01	0.54
38-003	1/2”	0.01	0.75
38-004	5/8”	0.01	1.20
38-005	3/4”	0.01	2.15

60NAB **60NTA** 1460

NUT
SAE# 100110



Part #	Tube O.D.	Approx. Wt. Lbs.	List Price
38-010	1/4”	0.02	0.84
38-011	3/8”	0.03	1.07
38-012	1/2”	0.05	2.64
38-013	5/8”	0.06	2.78
38-014	3/4”	0.09	4.68

61NAB **61NTA** 1461

UNION
SAE# 100101BA



Part #	Tube O.D.	Approx. Wt. Lbs.	List Price
38-019	1/4”	0.07	5.65
38-020	3/8”	0.11	6.83
38-021	1/2”	0.20	11.00
38-022	5/8”	0.25	23.01
38-023	3/4”	0.40	34.89

62NAB **62NTA** 1462

BULKHEAD UNION



Part #	Tube O.D.	Approx. Wt. Lbs.	List Price
38-028	1/4”	0.11	15.05
38-029	3/8”	0.16	18.50
38-030	1/2”	0.26	30.00

62NBH **1474** 475

STAINLESS STEEL INSERT
- 300 series stainless

- **For SAE# J844 TUBING**



Part #	Tube O.D.	Approx. Wt. Lbs.	List Price
38-035	1/4”	0.01	1.04
38-036	3/8”	0.01	0.79
38-037	1/2”	0.01	1.38
38-038	5/8”	0.01	3.46
38-039	3/4”	0.01	4.02

59A **63NTA**

BRASS INSERT



Part #	Tube O.D.	Approx. Wt. Lbs.	List Price
38-040	1/4”	0.01	0.83
38-041	3/8”	0.01	0.83
38-042	1/2”	0.01	1.64
38-043	5/8”	0.01	1.77
38-048	3/4”	0.02	2.82

1484 **463**

TEE

SAE# 100401BA



Part #	Tube O.D.	Approx. Wt. Lbs.	List Price
38-044	1/4”	0.12	12.27
38-045	3/8”	0.19	11.76
38-046	1/2”	0.36	18.65
38-047	5/8”	0.48	40.20

64NAB **264NTA** 1464

REDUCING BRANCH TEE



Part #	Tube O.D. (1&2) x 3	Approx. Wt. Lbs.	List Price
38-049	3/8” x 1/4”	0.24	46.94
38-057	1/2” x 3/8”	0.30	23.73

ELBOW

SAE# 100201BA



Part #	Tube O.D.	Approx. Wt. Lbs.	List Price
38-052	1/4”	0.09	12.58
38-053	3/8”	0.13	9.99
38-054	1/2”	0.15	24.42
38-055	5/8”	0.36	29.00

65NAB **265NTA** 1465

FEMALE ADAPTER

SAE# 100103BA



Part #	Tube O.D. x Female NPT	Approx. Wt. Lbs.	List Price
38-060	1/4” x 1/8”	0.06	4.76
38-061	1/4” x 1/4”	0.08	6.58
38-062	3/8” x 1/8”	0.07	6.36
38-063	3/8” x 1/4”	0.10	7.98
38-064	3/8” x 3/8”	0.14	9.00
38-065	1/2” x 3/8”	0.16	12.35
38-066	1/2” x 1/2”	0.20	18.46
38-067	5/8” x 3/8”	0.28	19.76
38-068	5/8” x 1/2”	0.28	23.32

66NAB **66NTA** 1466 **66NBH**

Nothing can bring you peace but yourself.

– Ralph Waldo Emerson

MALE ADAPTER
SAE# 100102BA



Part #	Tube O.D. x Male NPTF	Approx. Wt. Lbs.	List Price
38-072	1/4" x 1/16"	0.05	19.72
38-073	1/4" x 1/8"	0.05	3.84
38-074	1/4" x 1/4"	0.06	6.50
38-075	1/4" x 3/8"	0.08	8.03
38-076	3/8" x 1/8"	0.07	4.33
38-077	3/8" x 1/4"	0.08	4.58
38-078	3/8" x 3/8"	0.10	5.12
38-079	3/8" x 1/2"	0.14	7.48
38-080	1/2" x 1/4"	0.13	7.58
38-081	1/2" x 3/8"	0.14	6.54
38-082	1/2" x 1/2"	0.18	8.45
38-087	1/2" x 3/4"	0.23	31.54
38-083	5/8" x 3/8"	0.17	16.02
38-084	5/8" x 1/2"	0.21	13.72
38-088	5/8" x 3/4"	0.25	19.49
38-085	3/4" x 1/2"	0.28	19.02

68NAB **68NTA** 1468

SWIVEL MALE ADAPTER



Part #	Tube O.D. x Male NPTF	Approx. Wt. Lbs.	List Price
38-078S	3/8" x 3/8"	0.18	28.56
38-081S	1/2" x 3/8"	0.22	30.96

MALE ELBOW
SAE# 100202BA



Part #	Tube O.D. x Male NPTF	Approx. Wt. Lbs.	List Price
38-091	1/4" x 1/8"	0.06	4.82
38-092	1/4" x 1/4"	0.08	6.07
38-093	1/4" x 3/8"	0.13	6.55
38-094	3/8" x 1/8"	0.09	6.78
38-095	3/8" x 1/4"	0.11	6.44
38-090	3/8" x 1/4" LONG	0.14	21.32
38-101	3/8" x 3/8"	0.14	7.46
38-102	3/8" x 1/2"	0.20	9.69
38-103	1/2" x 1/4"	0.16	9.42
38-104	1/2" x 3/8"	0.20	10.26
38-109	1/2" x 3/8" LONG	0.26	46.92
38-105	1/2" x 1/2"	0.29	11.02
38-106	5/8" x 3/8"	0.26	18.66
38-107	5/8" x 1/2"	0.32	17.60
38-110	5/8" x 3/4"	0.40	27.52
38-108	3/4" x 1/2"	0.43	27.99

SWIVEL MALE ELBOW



269NTA **1469**

Part #	Tube O.D. x Male NPTF	Approx. Wt. Lbs.	List Price
38-101S	3/8" x 3/8"	0.28	39.66
38-104S	1/2" x 3/8"	0.32	42.36

FEMALE ELBOW
SAE# 100203BA



Part #	Tube O.D. x Female NPTF	Approx. Wt. Lbs.	List Price
38-113	1/4" x 1/8"	0.08	7.31
38-114	1/4" x 1/4"	0.12	14.61
38-115	3/8" x 1/8"	0.14	19.88
38-116	3/8" x 1/4"	0.10	12.98
38-117	3/8" x 3/8"	0.12	16.93
38-118	1/2" x 3/8"	0.23	18.50
38-119	1/2" x 1/2"	0.36	28.04
38-120	5/8" x 1/2"	0.38	39.14

MALE RUN TEE



SAE# 100424BA

Part #	Tube O.D. x Male NPTF x Tube O.D. 1x2x3	Approx. Wt. Lbs.	List Price
38-125	1/4" x 1/8" x 1/4"	0.10	13.80
38-126	1/4" x 1/4" x 1/4"	0.13	11.44
38-124	3/8" x 1/4" x 1/4"	0.14	31.54
38-127	3/8" x 1/4" x 3/8"	0.17	11.56
38-128	3/8" x 3/8" x 3/8"	0.20	10.01
38-129	1/2" x 3/8" x 1/2"	0.30	13.05

71NAB **271NTA** 1471

MALE BRANCH TEE



SAE# 100425BA

Part #	Tube O.D. x Tube O.D. x Male NPTF 1x2x3	Approx. Wt. Lbs.	List Price
38-136	1/4" x 1/4" x 1/8"	0.10	9.60
38-137	1/4" x 1/4" x 1/4"	0.13	18.41
38-138	3/8" x 3/8" x 1/8"	0.14	16.12
38-132	3/8" x 1/4" x 1/4"	0.15	52.23
38-139	3/8" x 3/8" x 1/4"	0.17	11.24
38-133	1/2" x 1/2" x 1/4"	0.26	28.69
38-140	3/8" x 3/8" x 3/8"	0.21	11.65
38-134	1/2" x 3/8" x 3/8"	0.26	39.42
38-141	1/2" x 1/2" x 3/8"	0.30	14.76
38-142	1/2" x 1/2" x 1/2"	0.37	23.35
38-143	5/8" x 5/8" x 1/2"	0.44	52.50

72NAB **272NTA** 1472

FEMALE BRANCH TEE



Part #	Tube O.D. x Tube O.D. x Female NPTF 1x2x3	Approx. Wt. Lbs.	List Price
38-144	3/8" x 3/8" x 1/4"	0.21	53.70
38-146	5/8" x 5/8" x 1/4"	0.48	82.94

45° ELBOW



SAE# 100302BA

Part #	Tube O.D. x Male NPTF	Approx. Wt. Lbs.	List Price
38-148	1/4" x 1/8"	0.06	10.10
38-149	1/4" x 1/4"	0.08	11.27
38-150	3/8" x 1/8"	0.09	22.46
38-151	3/8" x 1/4"	0.11	8.19
38-152	3/8" x 3/8"	0.14	11.59
38-153	3/8" x 1/2"	0.24	19.03
38-157	1/2" x 1/4"	0.18	28.44
38-154	1/2" x 3/8"	0.19	13.35
38-155	1/2" x 1/2"	0.25	18.27
38-156	5/8" x 1/2"	0.30	21.33
38-158	3/4" x 1/2"	0.38	44.04

6945NAB **279NTA** 1480

SWIVEL 45° ELBOW



Part #	Tube O.D. x Male NPTF	Approx. Wt. Lbs.	List Price
38-152S	3/8" x 3/8"	0.20	50.58
38-154S	1/2" x 3/8"	0.24	53.22

SLEEVE

SAE# 120115BA



Part #	Tube O.D.	A	Approx. Wt. Lbs.	List Price
38-161	1/4”	0.25	0.01	0.55
38-162	3/8”	0.31	0.02	0.87
38-163	1/2”	0.38	0.02	0.88
38-164	5/8”	0.44	0.02	1.43
38-165	3/4”	0.50	0.04	3.72

60AB **1360**

NUT

SAE# 120111BA



Part #	Tube O.D.	A	Hex	Approx. Wt. Lbs.	List Price
38-170	1/4”	0.75	0.56	0.02	1.79
38-171	3/8”	1.13	0.62	0.04	2.10
38-172	1/2”	1.25	0.81	0.08	4.51
38-173	5/8”	1.38	0.94	0.12	4.70
38-174	3/4”	1.56	1.12	0.18	10.06

20961 **61AB** 1361

UNION

SAE# 120101BA

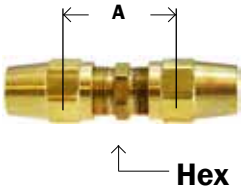

Part #	Tube O.D.	A	Hex	Approx. Wt. Lbs.	List Price
38-179	1/4”	0.81	0.44	0.08	6.18
38-180	3/8”	1.10	0.56	0.14	7.79
38-181	1/2”	1.07	0.69	0.24	15.73
38-182	5/8”	1.41	0.81	0.34	21.81
38-183	3/4"				42.57

62AB **1362**

TEE

SAE# 120401BA

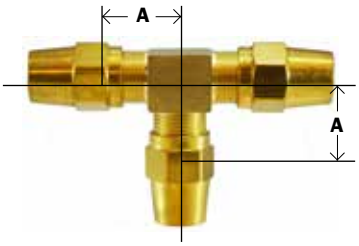

Part #	Tube O.D.	A	Approx. Wt. Lbs.	List Price
38-188	1/4”	0.62	0.16	14.40
38-189	3/8”	0.82	0.24	15.19
38-190	1/2”	0.94	0.48	28.41

264AB **1364**

ELBOW

SAE# 120201BA

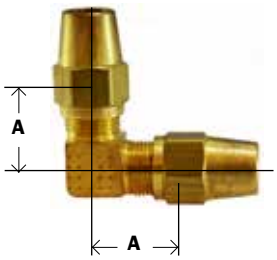

Part #	Tube O.D.	A	Approx. Wt. Lbs.	List Price
38-196	1/4”	0.62	0.10	16.03

* Forged

265AB **1365**

Don’t complain about things you’re not willing to change.

FEMALE ADAPTER

SAE# 120103BA



Part #	Tube O.D. x Female NPTF	A	Hex	Approx. Wt. Lbs.	List Price
38-207	3/8" x 1/4"	1.19	0.68	0.12	7.31
38-208	3/8" x 3/8"	1.18	0.87	0.16	8.28
38-209	1/2" x 3/8"	1.27	0.87	0.18	42.42

66AB 1366

MALE ADAPTER

SAE# 120102BA

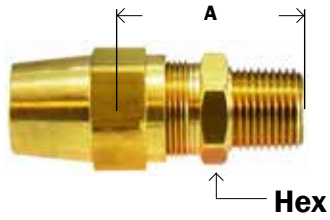

Part #	Tube O.D. x Male NPTF	A	Hex	Approx. Wt. Lbs.	List Price
38-217	1/4" x 1/8"	0.88	0.43	0.06	3.68
38-218	1/4" x 1/4"	0.97	0.56	0.08	5.19
38-221	3/8" x 1/4"	1.09	0.56	0.10	5.84
38-222	3/8" x 3/8"	1.19	0.69	0.12	6.25
38-223	3/8" x 1/2"	1.45	0.87	0.18	6.67
38-224	1/2" x 1/4"	1.32	0.69	0.16	13.48
38-225	1/2" x 3/8"	1.35	0.69	0.18	9.47
38-226	1/2" x 1/2"	1.51	0.87	0.24	16.37
38-227	5/8" x 3/8"	1.39	0.81	0.22	16.08
38-228	5/8" x 1/2"	1.57	0.87	0.24	19.34
38-229	3/4" x 1/2"	1.67	1.00	0.34	19.85

68AB 368

90° MALE ELBOW

SAE# 120202BA

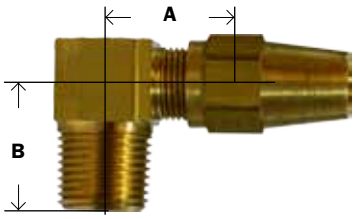

Part #	Tube O.D. x Male NPTF	A	B	Approx. Wt. Lbs.	List Price
38-235	1/4" x 1/8"	0.64	0.76	0.08	5.96
38-236	1/4" x 1/4"	0.69	0.88	0.10	10.20
38-237	1/4" x 3/8"	0.73	0.86	0.14	12.35
38-239	3/8" x 1/4"	0.80	0.93	0.12	8.92
38-240	3/8" x 3/8"	0.83	0.90	0.16	9.55
38-243	1/2" x 3/8"	0.92	0.98	0.22	12.47
38-244	1/2" x 1/2"	1.04	1.19	0.30	23.28
38-246	5/8" x 1/2"	1.10	1.25	0.36	27.30

269AB 1369

MALE BRANCH TEE

SAE# 120425BA

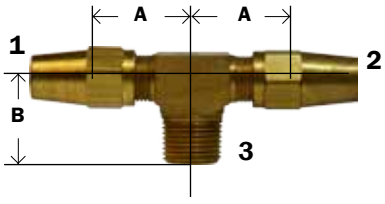

Part #	Tube O.D. x Male NPTF (1&2)x3	A	B	Approx. Wt. Lbs.	List Price
38-278	3/8" x 1/4"	0.78	0.91	0.18	19.63
38-279	3/8" x 3/8"	0.85	0.92	0.24	12.09

272AB 1372

D.O.T. AIR BRAKE REUSABLE HOSE/ FITTINGS



•Typical Application
Air Brake hose connections.
Meets SAE & DOT specifications
(FMVCS 10 GAL)

•Pressure
Determined by maximum working pressure for hose size.
Up to 125 psi

Temperature: -40^{0}F to + 120^0 F (-40°C to +48°C)

•Advantages
Can be used for nearly any brake line. Easy to assemble with a good selection of hose end configurations. Brass material offers excellent resistance against corrosion.

• Tolerance
+/- .02 on all dimensions. Dimension data can change without notice. Please call us when dimensions are critical.

•Assembly Instructions
1- Slide nut and sleeve onto hose. Make sure bevel edge of sleeve faces out toward fitting.
2- Push hose into fitting until it bottoms.
3- Screw nut until contact is made with body hex.

NOTE: When reassembling fitting, body and nut should be inspected. Only reuse if in proper condition. Sleeves should never be reused.

SLEEVE
FERRULE



Part #	Hose I.D. Size	Approx. Wt. Lbs.	List Price
38-300	3/8”	0.02	2.27
38-301	1/2”	0.02	3.74

#60HC 3380-A 0903610 367 60RB

NUT



Part #	Hose I.D. Size	Approx. Wt. Lbs.	List Price
38-306	3/8”	0.04	7.30
38-307	1/2”	0.06	5.88

61RB **#61HC** 369 **3380-B** 0903624

NUT FOR USE WITH SPRING



Part #	Hose I.D. Size	Thread	Approx. Wt. Lbs.	List Price
38-312	3/8”	31/32-20	0.04	4.60
38-313	1/2”	1-3/32-20	0.06	6.02

#61HCS **0903613** 3380-D **61RBSG**

SPRING



Part #	Hose I.D.	Approx. Wt. Lbs.	List Price
38-351	3/8”	0.20	1.93
38-352	1/2”	0.22	3.55

#60SG **0901045** 3380-C **377**

NUT AND SPRING ASSEMBLY



Part #	Hose I.D. Size	Approx. Wt. Lbs.	List Price
38-015	3/8”	0.18	4.90
38-016	1/2”	0.24	8.54

379 **67RBSG** 0999999

UNION



Part #	Hose I.D.	Thread	Approx. Wt. Lbs.	List Price
38-318	3/8”	31/32-30	0.32	29.11
38-319	1/2”	1-1/8-20	0.48	46.82

#62HC **3380B-Y0** 362



BODY ONLY

Part #	Hose I.D.	Thread	Approx. Wt. Lbs.	List Price
39-318	3/8”	31/32-30	0.32	11.11
39-319	1/2”	1-1/8-20	0.48	16.82

FEMALE CONNECTOR HOSE



Part #	Hose I.D. x Female ABS	Approx. Wt. Lbs.	List Price
38-357	3/8” x 3/4-20	0.24	32.85
38-358	1/2” x 7/8-20	0.39	44.32

#66ABS **66RBSV** 3380B-Y7 **386**



BODY ONLY

Part #	Hose I.D. x Female ABS	Approx. Wt. Lbs.	List Price
39-357	3/8” x 3/4-20	0.24	12.85
39-358	1/2” x 7/8-20	0.38	14.32

MALE CONNECTOR



Part #	Hose I.D. x Male Pipe	Approx. Wt. Lbs.	List Price
38-363	3/8” x 1/4”	0.38	39.84
38-364	1/2” x 3/8”	0.46	93.42

#68ABS **09155** 3380B-Y8 **387**

ADAPTER FOR SWIVEL TYPE REUSABLE AND CRIMPED ON



Part #	Male ABS x Male Pipe	ABS Thread	Approx. Wt. Lbs.	List Price
38-369	3/8" x 1/4"	3/4-20	0.05	3.63
38-368	3/8" x 3/8"	3/4-20	0.08	3.40
38-372	3/8" x 1/2"	3/4-20	0.12	5.47
38-370	1/2" x 3/8"	7/8-20	0.10	6.81
38-371	1/2" x 1/2"	7/8-20	0.12	11.42

#68ABS **1390** 76RB **388**

MALE ADAPTER



Part #	Hose I.D. x Male Pipe	Approx. Wt. Lbs.	List Price
38-333	3/8" x 1/4"	0.22	11.35
38-334	3/8" x 3/8"	0.24	12.81
38-335	3/8" x 1/2"	0.26	14.51
38-336	1/2" x 3/8"	0.33	17.26
38-337	1/2" x 1/2"	0.36	18.77

#68HC **368** 3380B-Y2 **68RB**

ADAPTER BODY



Part #	Hose I.D. x Male Pipe	Approx. Wt. Lbs.	List Price
38-324	3/8" x 1/4"	0.12	5.86
38-325	3/8" x 3/8"	0.14	5.69
38-326	3/8" x 1/2"	0.20	6.20
38-327	1/2" x 3/8"	0.18	16.31
38-328	1/2" x 1/2"	0.20	9.36

#68B **W1391Z**

MALE ADAPTER



Part #	Hose I.D. x Male Pipe	Approx. Wt. Lbs.	List Price
38-342	3/8" x 1/4"	0.32	13.31
38-343	3/8" x 3/8"	0.34	13.56
38-344	3/8" x 1/2"	0.38	15.02
38-345	1/2" x 3/8"	0.48	18.99
38-346	1/2" x 1/2"	0.52	22.00

#68HCS **3380B-Y3** 68RBSG **378**

Happiness is an attitude. We either make ourselves miserable, or happy and strong. The amount of work is the same.

- Carlos Castaneda

- 8000 PSI max. pressure
- Exceeds 12hr salt spray

Meets SAE #J-534C
Many types available on special order.

- Assortments also available

PIPE THREAD — BALL CHECK

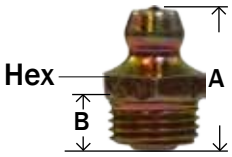

Part #	Size	A	B	Hex	Approx. Wt. Lbs.	List Price
36-110	1/8" -27 NPTF	0.66	0.28	0.437	0.01	0.95
36-110SS	303 SS	0.68	0.29	0.437	0.01	4.26
36-111	Thread Forming	0.62	0.23	0.437	0.01	1.18

#610 **1610** 2800 **1720** 5000

PIPE THREAD — BALL CHECK

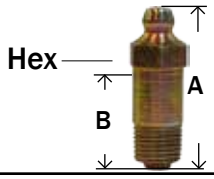

Part #	Size	A	B	Hex	Approx. Wt. Lbs.	List Price
36-112	1/8" -27 NPTF	1.25	0.22	0.437	0.02	3.71
36-113	1/8" -27 NPTF	1.75	1.26	0.437	0.02	2.70

#607 **1607** 2800 **1669** 5003

PIPE THREAD — 30° ANGLE BALL CHECK

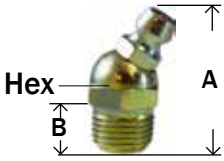

Part #	Size	A	B	Hex	Approx. Wt. Lbs.	List Price
36-114	1/8" -27 NPTF	0.90	0.30	0.437	0.01	1.49

#611 **1611** 2830 **5100**

PIPE THREAD — 45° ANGLE BALL CHECK

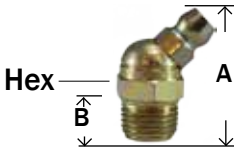

Part #	Size	A	B	Hex	Approx. Wt. Lbs.	List Price
36-116	1/8" -27 NPTF	0.88	0.22	0.437	0.01	1.59
36-116SS	303 SS	0.95	0.29	0.437	0.01	7.36

#688 **1688** 2845 **5200**

PIPE THREAD — 65° ANGLE BALL CHECK

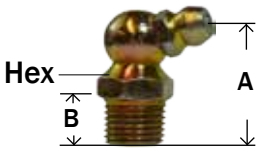

Part #	Size	A	B	Hex	Approx. Wt. Lbs.	List Price
36-118	1/8" -27 NPTF	0.86	0.30	0.437	0.01	1.42

#612 **1612** 2865 **5300**

PIPE THREAD — 90° ANGLE BALL CHECK

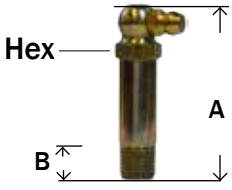

Part #	Size	A	B	Hex	Approx. Wt. Lbs.	List Price
36-120	1/8" -27 NPTF	0.84	0.30	0.437	0.01	1.41
36-120SS	303 SS	0.84	0.29	0.437	0.01	7.36
36-121	1/8" -27 NPTF	1.81	1.25	0.437	0.01	4.84

#613 **1613** 2890 **5400** 5407

PIPE THREAD — BALL CHECK

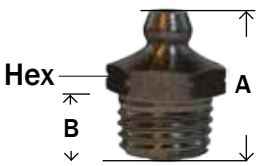

Part #	Size	A	B	Hex	Approx. Wt. Lbs.	List Price
36-130	1/4" -18 NPTF	0.84	0.30	0.437	0.02	1.58
36-130SS	303 SS	0.87	0.42	0.437	0.02	11.31

#627 **1627** 2900K **5050**

PIPE THREAD

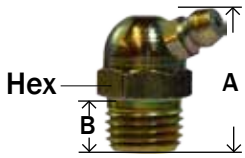

65° ANGLE BALL CHECK

Part #	Size	A	B	Hex	Approx. Wt. Lbs.	List Price
36-132	1/4"-18 NPTF	0.97	0.34	0.56	0.02	2.43

#629 **1629** 2965 **5350**

1/4-28 TAPER THREAD

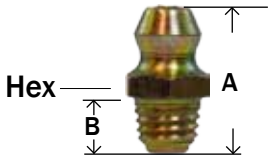

SHORT BALL CHECK

Part #	Size	A	B	Hex	Approx. Wt. Lbs.	List Price
36-140	1/4"-28 NPTF	0.54	0.18	0.31	0.01	0.54
36-140SS	303 SS	0.54	0.18	0.31	0.01	1.95
36-141	Thread Forming	0.55	0.10	0.31	0.01	0.53

#641 **1641** 2400 **3038** 5010

1/4-28 TAPER THREAD

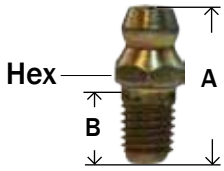

LONG BALL CHECK

Part #	Size	A	B	Hex	Approx. Wt. Lbs.	List Price
36-142	1/4"-28 Taper Thread	0.69	0.34	0.312	0.01	0.73

#652 **1652** 2400 **5013**

1/4-28 TAPER THREAD

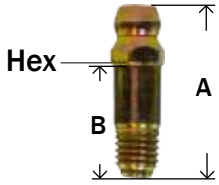

EXTRA LONG BALL CHECK

Part #	Size	A	B	Hex	Approx. Wt. Lbs.	List Price
36-144	1/4"-28 Taper Thread	0.92	0.60	0.312	0.02	1.15

#680 **1680** 2400 **5014**

1/4-28 TAPER THREAD

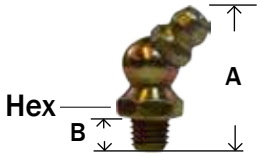

SHORT 45° BALL CHECK

Part #	Size	Angle	A	B	Hex	Approx. Wt. Lbs.	List Price
36-146	1/4"-28 Taper Thread	45°	0.82	0.20	0.375	0.02	1.25
36-146SS	303 SS	45°	0.81	0.20	0.375	0.02	5.17
36-147	1/4"-28 Taper Thread	65°	0.78	0.20	0.375	0.02	1.32

#637 **1637** 2445 **1665** 2465 **3010** 5210

1/4-28 TAPER THREAD

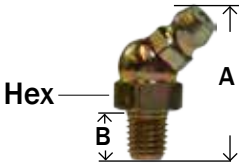

LONG 45° BALL CHECK

Part #	Size	A	B	Hex	Approx. Wt. Lbs.	List Price
36-148	1/4"-28 Taper Thread	0.94	0.30	0.375	0.02	2.07

#636 **1630** 2445

1/4-28 TAPER THREAD



90° ANGLE BALL CHECK

SAE# A515002

Part #	Size	A	B	Hex	Approx. Wt. Lbs.	List Price
36-150	1/4"-28 Taper Thread	0.75	0.10	0.375	0.02	1.06
36-150SS	303 SS	0.75	0.20	0.375	0.02	5.17
36-152	Thread Forming	0.75	0.16	0.375	0.02	2.35

#911 **1911** 2490 **3054** 5410

DRIVE TYPE — BALL CHECK

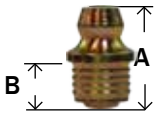

Part #	Size	A	B	Approx. Wt. Lbs.	List Price
36-160	5/16"	0.55	0.25	0.01	0.80

#608 **1608** 5021

DRIVE TYPE — BALL CHECK

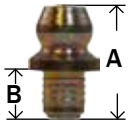

Part #	Size	A	B	Approx. Wt. Lbs.	List Price
36-164	3/16"	0.52	0.25	0.01	0.71
36-164SS	303 SS	0.51	0.25	0.01	2.58

#728 **1728** 2316 **5033**

DRIVE TYPE — BALL CHECK



Part #	Size	A	B	Approx. Wt. Lbs.	List Price
36-166	1/4"	0.55	0.23	0.01	0.65
36-166SS	303 SS	0.55	0.23	0.01	2.58

#743 **1743** 214 **5029**

METRIC

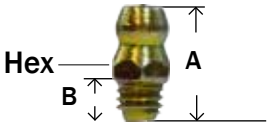

Part #	Size	A (mm)	B (mm)	Hex (mm)	Approx. Wt. Lbs.	List Price
36-168	6MM x 1	16	3.7	7	0.01	0.92

(Diameter x Pitch)

#711 **6000** 2106 **2M6** 5175

METRIC — 45° ANGLE

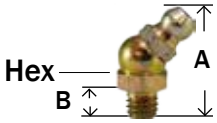

Part #	Size	A (mm)	B (mm)	Hex (mm)	Approx. Wt. Lbs.	List Price
36-170	6MM x 1	21	3.7	9	0.02	1.24

#712 **6045** 2107 **5176**

METRIC — 90° ANGLE

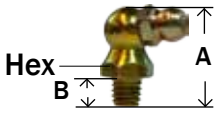

Part #	Size	A (mm)	B (mm)	Hex (mm)	Approx. Wt. Lbs.	List Price
36-172	6MM x 1	18	3.7	9	0.02	1.30

#713 **6090** 2108 **ZM906** 5177

METRIC

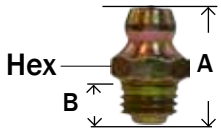

Part #	Size	A (mm)	B (mm)	Hex (mm)	Approx. Wt. Lbs.	List Price
36-174	8MM x 1	16	3.7	9	0.02	0.78

#811 **8000** 2103 **ZM58** 5178

METRIC — 45° ANGLE

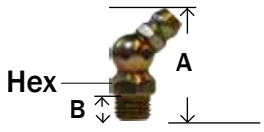

Part #	Size	A (mm)	B (mm)	Hex (mm)	Approx. Wt. Lbs.	List Price
36-176	8MM x 1	21	3.7	9	0.02	1.35

#812 **8045** 2104 **ZM458** 5179

METRIC — 90° ANGLE

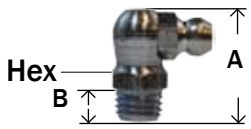

Part #	Size	A (mm)	B (mm)	Hex (mm)	Approx. Wt. Lbs.	List Price
36-178	8MM x 1	18	3.7	9	0.02	1.52

#813 **8090** 2105 **ZM908** 5180

STEEL GREASE FITTINGS | BRASS FITTINGS

METRIC



Part #	Size	A (mm)	B (mm)	Hex (mm)	Approx. Wt. Lbs.	List Price
36-180	10MM x 1	16	3.7	11	0.02	1.17

• Diameter x pitch (extra fine)

#911 **9000** 2109 **ZM510** 5181

METRIC — 45° ANGLE

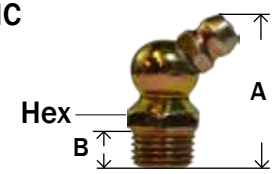

Part #	Size	A (mm)	B (mm)	Hex (mm)	Approx. Wt. Lbs.	List Price
36-182	10MM x 1	21	3.7	11	0.02	1.71

#912 **9045** 2110 **ZM4510**

METRIC — 90° ANGLE

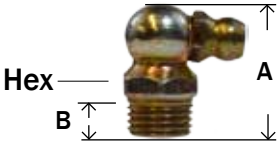

Part #	Size	A (mm)	B (mm)	Hex (mm)	Approx. Wt. Lbs.	List Price
36-184	10MM x 1	18	3.7	11	0.02	1.52

#913 **9090** 2111 **ZM9010** 5183



Part #	Size	A	B	Hex	Approx. Wt. Lbs.	List Price
36-186	5/16"-24	0.65	0.12	0.375	0.02	0.94

#711-B **1711** 2500

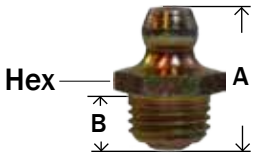

Part #	Size	A	B	Hex	Approx. Wt. Lbs.	List Price
36-188	3/8"-24	0.65	0.14	0.437	0.01	1.55

#710-B **1710** 2600

BUTTON HEAD

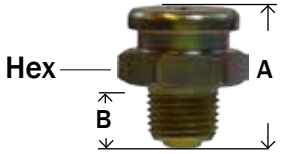

Part #	Size	A	B	Hex	Approx. Wt. Lbs.	List Price
36-200	1/8"-27 PTF	0.75	0.34	0.625	0.03	3.74
36-205	1/4"-18 NPT	0.83	0.44	0.625	0.03	3.98

1184 **1186**

WHIP HOSE - EXCEEDS SAE 100R1-AT - use with hand grease guns only

10,000 PSI Burst Pressure Rubber Hose



1/8" NPT Solid Base
3/16" ID
3,000 PSI Working pressure

Part #	Length	List Price
36-210	12" RUBBER	36.93
36-212	18" RUBBER	24.68
36-214	24" RUBBER	30.79
36-216	36" RUBBER	46.72

4 JAW GREASE GUN COUPLER

Provides quick, positive, leakproof connection w/ grease fittings.



1/8" NPTF

Part #	A	Hex	Approx. Wt. Lbs.	List Price
36-220	1.50	0.56	0.05	16.43

SPECIALTY VALVES AND COCKS





DRAIN COCKS
PAGE 144-145



AIR COCKS



3, 4 AND 6 WAY
PAGE 150



NEEDLE
PAGE 147-148



MARINE & ANTI-SIPHON
PAGE 151



PANEL MOUNT BALL VALVES
PAGE 152



TRUCK
PAGE 149



USA MINI
PAGE 152



SOLID BOTTOM SHUT-OFF
PAGE 149



CHECK
PAGE 153



SPRING BOTTOM SHUT-OFF
PAGE 146

DRAIN COCKS

- For use with low pressure air, water and fluids.
- Designed for a working pressure of 150 psi @ 250°.
- Hand-tightening provides a metal-to-metal seal.
- Not intended for natural gas, LPG, nuclear or aircraft applications.

Install on your tank for easy draining

GASOLINE SHUT OFF w/ SCREEN FILTER

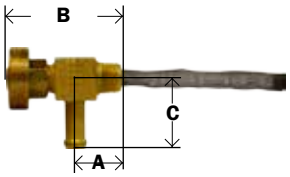

Part #	Barb X Male Pipe	A	B	C	Approx. Wt. Lbs.	List Price
46-064	1/4" x 1/8"	0.55	1.34	0.66	0.06	81.74

827

DRAIN COCK 150 PSI - Trunk Air Tank

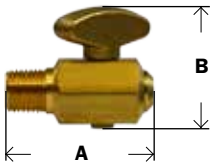

Part #	Male Pipe	A	B	Approx. Wt. Lbs.	List Price
46-066	1/4"	1.73	1.41	0.22	26.18

DCR601-4

TRUCK DRAIN - 125 P.S.I.G

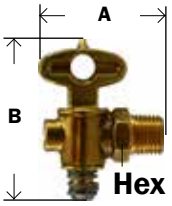

Part #	Male Pipe	Industry Number	A	B	Hex	Approx. Wt. Lbs.	List Price
46-067	1/8"		1.53	1.95	0.62	0.14	18.94
46-068	1/4"	W15310	1.53	1.95	0.62	0.18	18.95

SHUT OFF - 150 P.S.I max.

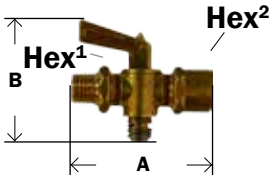

Part #	Male Pipe x Female Pipe	Industry Number	A	B	Hex 1	Hex 2	Approx. Wt. Lbs.	List Price	
46-069	1/4"	W20332	1.96	1.96	0.75	0.62	0.20	14.58	LOWER

#60HC **3380-A** 0903610 **367**

LEVER HANDLE

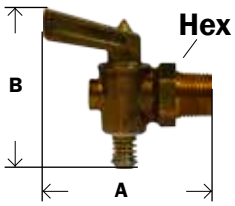

Part #	Male Pipe	Industry Number	A	B	Hex	Approx. Wt. Lbs.	List Price	
46-070	1/8"	M-41-P	1.99	1.80	0.62	0.04	15.12	
46-071	1/4"	M-42-P	2.06	1.81	0.62	0.06	12.69	LOWER
46-072	3/8"	M-43-P	2.30	2.29	0.81	0.08	18.48	
46-073	1/2"	M-44-P	3.00	2.50	0.87	0.16	51.46	

840 **41D** DC601

- 30 psi

*Valve is closed when handle is in the position of the picture

AIR TANK DRAIN PULL VALVE



Part #	Size	Description	List Price
39595	1/4" male	5ft nylon coated pull cable	12.77
39596	1/4" male	4ft nylon coated pull cable	11.94
39597	1/4" male	3ft nylon coated pull cable	11.77
39600	1/4" male	Air valve only	11.54

INTERNAL SEAT



	Part #	Male Pipe	Industry Number	A	Hex	Approx. Wt. Lbs.	List Price
LOWER	46-079	1/8”	6783	1.45	0.55	0.02	14.89

DC602 **808** 400A **1800A**

INTERNAL SEAT



	Part #	Male Pipe	Industry Number	A	Hex	Approx. Wt. Lbs.	List Price
	46-074	1/8”	130	0.92	0.40	0.04	11.02
	46-075	1/4”	140	0.94	0.56	0.06	6.31
LOWER	46-077	3/8”	230	1.27	0.68	0.08	9.40

HB - 5/16 **803** 305A

LONG INTERNAL SEAT



46-078 46-076

	Part #	Size	Ind #	A	Hex	Approx. Wt. Lbs.	List Price
LOWER	46-078	1/8 MIP	1.85				12.39
	46-076	3/8” Hose I.D.		1.65	0.43	0.02	14.12

809

TEE HANDLE - Internal Seat



	Part #	Male Pipe	Industry Number	A	Hex	Approx. Wt. Lbs.	List Price
	46-080	1/8”	M-200-P	1.22	0.50	0.04	17.94
LOWER	46-081	1/4”	M-201-P	1.31	0.56	0.06	12.07
LOWER	46-082	3/8”	M-202-P	1.53	0.68	0.12	14.89

DC603 **802**

EXTERNAL SEAT w/ SPOUT



Part #	Male Pipe	Industry Number	A	Hex	Approx. Wt. Lbs.	List Price
46-084*	1/4”	6788	1.56	0.56	0.02	10.49

* Replaces GM # 511771 & Chrysler #836015

200A **239** DC606 **807**

BIBB VALVE

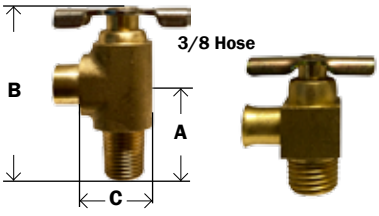

46-088 46-089A

	Part #	Male Pipe	Industry Number	A	B	C	Approx. Wt. Lbs.	List Price
L	46-088	1/8”	150	0.82	1.60	0.55	0.04	7.56
L	46-089	1/4”	120	0.89	1.59	0.54	0.06	8.53
	46-089A	1/4”	6660	0.55	1.34	0.66	0.06	8.87

804 **DC607** 2019 **201DH**

RADIATOR TYPE - External Seat



	Part #	Male Pipe	Industry Number	Ind #	A	Hex	Approx. Wt. Lbs.	List Price
	46-085	1/8”	M-320-P	135	0.90	0.43	0.02	3.66
	46-086	1/4”	M-321-P	145	1.00	0.56	0.04	3.84
L	46-087	3/8”	M-322-P	270	1.25	0.68	0.08	8.56
L	46-083	1/2”	108	108	1.48	0.87	0.12	16.10

320D **240** DC604 **801**

SHUT-OFF COCKS

- Designed for working pressure of 30 PSI.
- Forged brass bodies and brass handles.
- Instantaneous off-on operation with 360^0 rotation.
- Not good for gasoline.

COMPRESSION X MALE PIPE

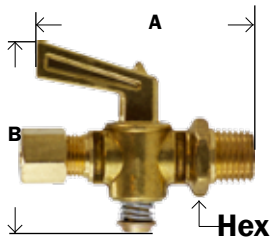

Part #	Comp X Male Pipe	Ind. #	A	B	Hex	Approx. Wt. Lbs.	List Price
46-130	1/4" x 1/8"	27-C	1.87	1.81	0.51	0.14	17.08
46-131	1/4" x 1/4"	227-C	2.05	1.86	0.62	0.15	21.52
46-132	5/16" x 1/8"	29-C	2.05	1.90	0.50	0.16	17.08
46-134	3/8" x 1/4"	57-C	2.05	1.83	0.62	0.15	18.06

868 **V304C** 2068 **133C** VC206

COMPRESSION X COMPRESSION

* See pg. 73-74 to order nut and sleeve separately.

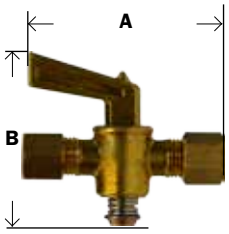

Part #	Comp X Comp	Ind. #	A	B	Approx. Wt. Lbs.	List Price
46-140	1/4"	28-C	1.82	1.84	0.12	19.29
46-141	5/16"	30-C	1.84	1.88	0.14	20.19
46-142	3/8"	58-C	1.87	1.80	0.14	21.12
46-143	1/2"	68-C	2.21	2.32	0.22	30.08

V3030F **2062** 134C

FEMALE X FEMALE PIPE

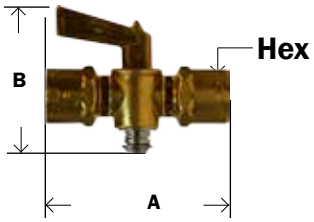

Part #	Female Pipe X Female Pipe	A	B	Hex	Approx. Wt. Lbs.	List Price
46-151	1/8"	1.77	1.79	0.56	0.12	15.18
46-152	1/4"	2.28	1.82	0.69	0.20	16.04
46-152T*	1/4"	2.28	2.00	0.68	0.20	23.92
46-153	3/8"	2.44	2.28	0.81	0.30	25.89

* 150 PSI

V403P **132C** 875

MALE PIPE X FEMALE



Part #	Male Pipe X Female Pipe	Ind. #	A	B	Hex 1	Hex 2	Approx. Wt. Lbs.	List Price
46-160	1/8"	48-P	2.03	1.84	0.50	0.56	0.14	15.34
46-161	1/4"	49-P	2.26	1.79	0.69	0.69	0.18	12.14
46-161T*	1/4"		2.26	1.98	0.69	0.69	0.20	21.75
46-162	3/8"	50-P	2.33	2.28	0.82	0.82	0.28	25.89

* 150 PSI

880 **V402P** 130C

MALE PIPE X MALE PIPE

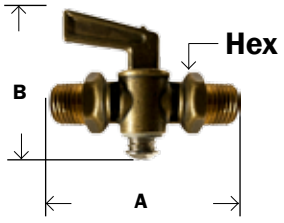

	Part #	Male Pipe X Male Pipe	Ind. #	A	B	Hex	Approx. Wt. Lbs.	List Price
L	46-165	1/8"	76-P	2.15	1.80	0.69	0.12	12.14
L	46-166	1/4"	77-P	2.22	1.84	0.70	0.17	12.14
	46-166T*	1/4"		2.23	2.00	0.68	0.18	22.44
	46-167	3/8"	78-P	2.43	2.24	0.82	0.22	30.15

* 150 PSI

1V401P **890**

NEEDLE VALVES

THESE ARE NOT LEAD FREE SEE PAGES 169-182 FOR LEAD FREE PRODUCTS

Made with either pin handle or pressed on handle.
Please specify if you have a preference.

- Used on instrumentation, hydraulic, and pneumatic systems.
- Designed for a maximum working pressure of 150 PSI.
- Provided with steel handles and metal-to-metal seats with fine-thread screwdown.
- Not designed for natural gas, LPG, nuclear or aircraft applications.
- Always install with pressure against the seat.

COMP X MALE PIPE

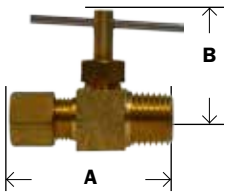

Part #	Comp X Male Pipe	Ind. #	A	B	Approx. Wt. Lbs.	List Price
46-002	1/4" x 1/8"	**M-101-C**	1.29	1.12	0.07	21.13
46-003	1/4" x 1/4"	**M-101-C**	1.27	1.14	0.10	9.83

NV106C **2205** 820 **3068**

COMP X MALE PIPE-ANGLE

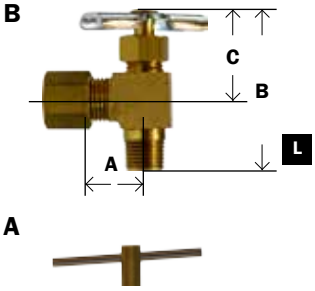

Part #	Comp X Male Pipe	Handle	Ind. #	A	B	C	Approx. Wt. Lbs.	List Price
46-011	1/4" x 1/8"	A	**M-103-C**	0.56	1.48	0.93	0.08	6.68
46-011X	Heavy Pattern	B	**M-103-C**	0.53	1.53	0.83	0.08	20.50
46-012	1/4" x 1/4"	B	**M-104-C**	0.62	1.67	0.90	0.13	12.83
46-013	5/16" x 1/8"	B	**M-104-C**	0.63	1.63	0.95	0.10	24.10
46-016	3/8" x 1/4"	A	**M-303-C**	0.65	1.71	0.92	0.16	15.48

NV104C **2203** 821 **3069**

COMP X COMP

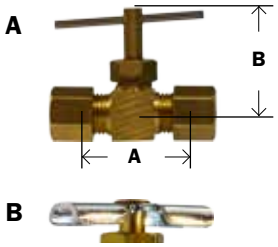

Part #	Comp X Comp	Handle	Ind. #	A	B	Approx. Wt. Lbs.	List Price
46-020	3/16"	B	**M-105-C**	1.06	0.88	0.08	88.77
46-021	1/4"	A	**M-106-C**	1.17	1.12	0.10	7.63
46-022	5/16"	A	**M-107-C**	1.22	1.08	0.12	25.90
46-023	3/8"	B	**M-113-C**	1.31	1.15	0.13	11.88

NV105C **3062** 2201 **822**

FLARE X MALE PIPE

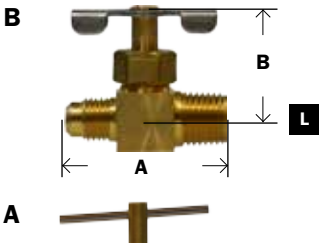

Part #	Male Flare X Male Pipe	Handle	Ind. #	A	B	Approx. Wt. Lbs.	List Price
46-028	1/4" x 1/8"	A	**M-104-SAE**	1.35	1.12	0.07	19.96
46-029	1/4" x 1/4"	B	**M-1040-SAE**	1.38	0.88	0.09	15.45
46-031	3/8" x 1/4"	B	**M-108-SAE**	1.73	1.22	0.18	90.79

NV103F **2405** 823 **3048**

Those who say it can not be done, should not interrupt those doing it. - Chinese Proverb

FLARE X MALE PIPE

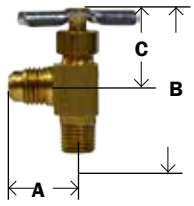

Part #	Male Flare X Male Pipe	Ind. #	A	B	C	Approx. Wt. Lbs.	List Price
46-036	1/4" x 1/8"	M-103-SAE	0.68	1.54	0.86	0.08	15.22
46-038	5/16" x 1/8"	M-203-SAE	0.88	1.59	0.94	0.11	52.16
46-039	5/16" x 1/4"	M-204-SAE	0.90	1.94	1.00	0.14	22.66
46-040	3/8" x 1/4"	M-303-SAE	0.97	1.84	0.90	0.17	76.55

NV101F **2403** 824 **3049**

FLARE X FLARE

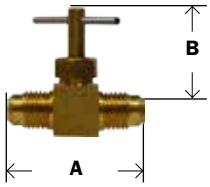

Part #	Male Flare X Male Flare	Ind. #	A	B	Approx. Wt. Lbs.	List Price
46-045	1/4"	M-110-SAE	1.48	1.20	0.18	5.66
46-046	3/8"	M-115-SAE	1.79	1.19	0.20	23.63

NV102F **3042** 825 **2401**

MULTI-PURPOSE AIR VENT



Part #	Male Pipe	A	Hex	Approx. Wt. Lbs.	List Price
46-048	1/8"	0.78	0.43	0.02	3.74

705

MALE PIPE TO MALE PIPE

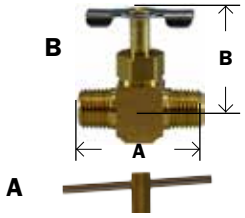

Part #	Male Pipe X Male Pipe	Handle	Ind. #	A	B	Approx. Wt. Lbs.	List Price
46-050	1/8"	A	M-108-P	1.25	1.09	0.08	24.12
46-051	1/4"	B	M-110-P	1.69	1.00	0.16	18.11

NV107P **2301** 826 **3122**

FEMALE PIPE X FEMALE PIPE

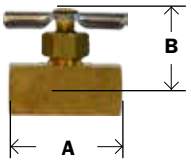

	Part #	Female Pipe X Female Pipe	Ind. #	A	B	Approx. Wt. Lbs.	List Price
L	46-055*	1/8"	M-304-P	1.18	0.84	0.18	10.13
	46-056	1/4"	M-3044-P	1.60	1.24	0.21	10.36
	46-056P*	1/4" Heavy	M-3044-P	1.62	2.53	0.20	15.51

* Pressed on handle

6800 **NV109P** 2304 **817** 3103

MALE X FEMALE PIPE

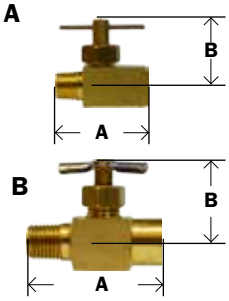

NBR seals -30°C to 120°C

Part #	Male Pipe X Female Pipe	Handle	Ind. #	A	B	Approx. Wt. Lbs.	List Price
46-060	1/8"	A	M-305-P	1.18	1.09	0.10	7.01
46-061	1/4'	A	M-3055-P	1.60	1.14	0.18	11.11
46-061L	1/4" Light Pattern	B	M-3055-P	1.88	1.09	0.21	38.52

NV108P **2305** 818 **3120**

BRASS TRUCK VALVES

- Used in heavy duty truck, trailer and mobile markets.
- Used on water, oil and coolant lines.
- Forged brass construction with steel handle.
- Temperature range -40° - 250°
- Max pressure 250 psi
- Metal to metal seats for high heat/fluid compatibility
- Fine thread screw down to afford flow control ability and a positive seal.
- Not intended for natural gas, LPG, Nuclear or aircraft applications

200 PSI



HOSE TO MALE PIPE

	Part #	Size	List Price
L	46-450	3/8 x 3/8	14.20
L	46-451	5/8 x 3/8	14.20

404V



HOSE TO MALE PIPE

Part #	Size	List Price
46-455	5/8 x 1/2	35.78
46-457	3/4 x 3/8	47.27
46-456	3/4 x 1/2	37.69

404V



FEMALE TO MALE PIPE

	Part #	Size	List Price
	46-465	3/8 x 3/8	22.46
L	46-466	3/8 x 1/2	25.60
	46-467	1/2 x 1/2	30.00

405V



FLARE TO MALE PIPE

Part #	Size	List Price
46-475	1/2 x 1/2	66.65
46-476	5/8 x 1/2	30.07

409V

SOLID BOTTOM VALVES

- Designed for instantaneous on-off operation.
- 360⁰ rotation standard.
- 30 PSI
- Packed with grease.



8875

O-RING SEALED MIP X FIP

Part #	Size	List Price
46-400	1/8	29.19
46-401	1/4	26.78
46-402	3/8	29.60

1035D **M-70-SBV**

- Good for Propane



#M-72-SBV
FIP x FIP

Part #	Size	List Price
46-411	1/4	31.71

SOLID BOTTOM FUEL VALVES

- Approved for use on Motorcraft fuel lines.
- Pointer lever.
- 90⁰ turn stop mechanism to assure positive location of the on and off positions.
- Corrosion proofed internal construction assures maximum salt atmosphere protection.
- Port hole is 1/4 (.250) diameter.
- UL listed for use in fuel oils no. 1 & no. 2, LP gas and utility gas.



PIPE MALE X FEMALE

Part #	Size	List Price
46-400M	1/8 x 1/8	49.23
46-401M	1/4 x 1/4	36.40
46-402M	3/8 x 3/8	43.20

8980



PIPE
MALE x MALE

Part #	Size	List Price
46-406M	1/4 x 1/4	44.95

8990

- Good for Propane



FEMALE X FEMALE

Part #	Size	List Price
46-411M	1/4 x 1/4	43.79

8975



MALE PIPE X FLARE

Part #	Size	List Price
46-429M	1/4 x 3/8	41.00
46-430M	3/8 x 3/8	66.28

8948

SPECIALTY VALVES — BRASS FITTINGS

GROUND PLUG SHUT-OFF COCKS

NON-LUBRICATED PLUG VALVES are designed to operate in systems where INSTANTANEOUS PORT SELECTION is desired. Since LUBRICANTS ARE NOT USED, relubrication is not required. There is no lubricant to freeze and lock the valve or to contaminate fine fluids. The O-RING SEALED CAP and STEM eliminate leakage to atmosphere. The mating BRASS BODY and CELCON PLUG produce a fine seal that WILL NOT SEIZE OR GALL.

Designed for PANEL or BRACKET MOUNTING. They are generally recommended for operation in GASOLINE, OIL, AIR, WATER and DETERGENT systems from minus 40⁰ to 180⁰F, at a maximum operating pressure of 30 p.s.i.g. The fluid port size is 9/32 (.281) diameter for 1/8 and 1/4 sizes, 5/16 (.312) diameter for the 3/8 size. **(Consult factory for applications requiring a higher pressure).**

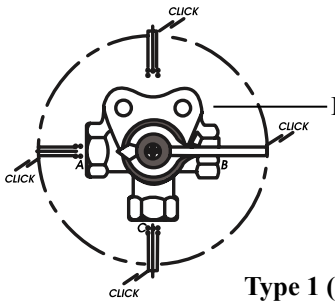

Bracket Mount

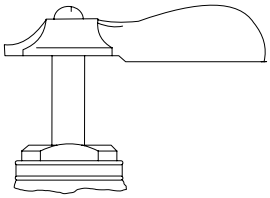

PANEL MOUNTING AVAILABLE

Type 1 (Standard)
A pronounced "click" may be felt at each position.

THREE-WAY VALVES (Side Outlet)

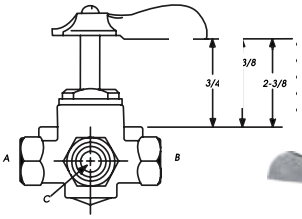



- 1-3/8" Stem
- Side Outlet
- Bracket Mounting
- O-Ring Sealed
- 4-way celcon roter standard

LESS CLICK

Part #	A-B-C Female Pipe Thread	Length of Stem	List Price
46-247	1/4	1-3/8"	35.71
46-248	3/8	1-3/8"	42.08

M-108-MID WITH CLICK 360⁰

Part #	A-B-C Female Pipe Thread	Length of Stem	List Price
46-250	1/8	1-3/8"	37.19
46-251	1/4	1-3/8"	36.35
46-252	3/8	1-3/8"	42.78

V406P **6749**

Openings:
Handle Pointer over A.....Valve Open A-C
Handle Pointer over C.....Valve Open B-C
Handle Pointer over B.....Valve "OFF"
Handle Pointer over Bracket.....Valve "OFF"

THREE-WAY VALVES (Bottom Outlet)

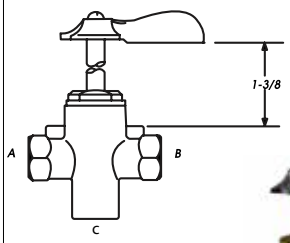



- 1-3/8" Stem
- Side Outlet
- Bracket Mounting
- O-Ring Sealed
- 4-way celcon roter standard

LESS CLICK

Part #	A-B-C Female Pipe Thread	Length of Stem	List Price
46-241	1/4	1-3/8"	37.25

WITH CLICK 360⁰

Part #	A-B-C Female Pipe Thread	Length of Stem	List Price
46-243	1/8	1-3/8"	43.35
46-244	1/4	1-3/8"	38.96

Openings:
Handle *Pointer* over A.....Valve Open A-C
Handle *Pointer* over B.....Valve Open B-C
Handle *Pointer* over Bracket.....Valve "OFF"

FOUR-WAY VALVES

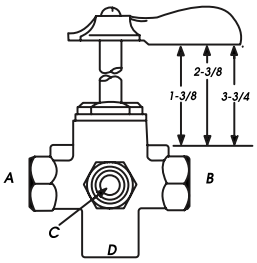



- Side Outlet
- Bracket Mounting
- O-Ring Sealed
- 4-way celcon roter standard

LESS CLICK

Part #	A-B-C-D Female Pipe Thread	Length of Stem	List Price
46-257	1/4	1-3/8"	34.96

M-114-MID WITH CLICK (360⁰)

Part #	A-B-C-D Female Pipe Thread	Length of Stem	List Price
46-255	1/4	1-3/8"	39.50
46-256	3/8	1-3/8"	47.15

WITH 2-3/8" LONG STEM M-115-MID

Part #	A-B-C-D Female Pipe Thread	Length of Stem	List Price
46-260	1/4	2-3/8"	39.93

V407P

Openings:
Handle *Pointer* over A.....Valve Open A-D
Handle *Pointer* over C.....Valve Open C-D
Handle *Pointer* over B.....Valve Open B-D
Handle *Pointer* over Bracket.....Valve "OFF"

MARINE FITTINGS

• Calibrated to support 30" column of gasoline.



BRASS ANTI-SIPHON VALVES
MALE X MALE

	Part #	Size	List Price
	46-520	1/4 x 1/4	18.56
	46-521	3/8 x 3/8	30.97
NEW	46-522	1/2 x 1/2	30.21

• Flo direction <-



BRASS ANTI-SIPHON VALVES
BARB X NPT

Part #	Size	List Price
46-529	1/4 x 1/4	12.80
46-530	5/16 x 1/4	19.08
46-531	3/8 x 1/4	16.37
46-532	3/8 x 3/8	30.05
46-533	1/2 x 3/8	30.05

NEW



MINI BALL VALVE - BRASS W/ SS HANDLE AND NUT

Part #	Barb x MIP	List Price
46-986	5/6 x 1/4	28.60
46-987	3/8 x 1/4	28.60
46-988	3/8 x 3/8	28.60
46-989	1/2 x 1/2	35.10

NEW



ALUMINUM

Part #	Size	List Price
46-520A	1/4 x 1/4	18.56
46-521A	3/8 x 3/8	30.97

NEW



ALUMINUM

Part #	Size	List Price
46-530A	5/16 x 1/4	11.50
46-531A	3/8 x 1/4	11.50
46-532A	3/8 x 3/8	19.19
46-533A	1/2 x 3/8	21.11

• NBR O-Ring
• Working temp 180°F
• 3,000 PSI
• Brass or Aluminum
• #316 Ball & Spring

NEW



MALE MIP X FEMALE FIP BRASS

Part #	Size	List Price
46-523	1/4	21.17
46-524	3/8	29.33

NEW



ALUMINUM

Part #	Size	List Price
46-523A	1/4	18.90
46-524A	3/8	26.10

NEW



FLARE X MIP - BRASS

Part #	Size	List Price
46-526	3/8 x 1/4	15.11

SIX PORT VALVES

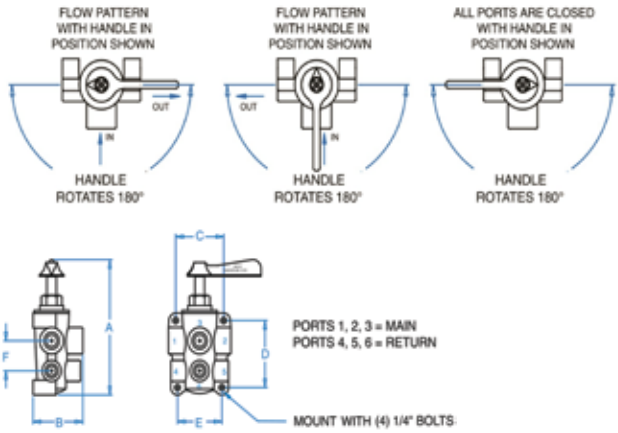

Six port fuel valves are used where 2 tanks supply a single engine, and a return to each supply tank is required.

ABYC H33.9.2 states that fuel system valves must have an independent means of support, so in-line valves are not suitable for fuel system applications



Part #	Ind. #	Female Pipe Thread of 1-2-3 4-5-6	Stem	Length Type	List Price
46-237	SK-1036	1/2 x 3/8	13/16	1	456.11

MINIATURE BALL VALVES

BRASS DOMESTIC MINIATURE BALL VALVES

- Working Pressure up to 1000 P.S.I.G.
- ASTM B-16 Corrosion Resistant Brass Body.
- Non-Adjusting Viton O-Ring Stem Seal Design Never Needs Tightening.
- Highly Inert Teflon Seats.
- Long Life Nickel Plated Brass Ball.
- Blow-Out Proof Stem for Safety.
- Temperature: -40°F to 300°F
- 1/4 Turn Instantaneous On-Off Operation.
- Quarter Turn Handle Design.
- Water, Oil, and Air Pressure Systems.
- Ideal for tight, confined areas, or when routing aesthetics are desired. Applications include instrumentation, gas sampling systems, high pressure gauges, test stands, hydraulic and pneumatic service lines on capital equipment.
- Not good for steam.
- Good for propane, gas and diesel.



MALE X FEMALE

Part #	Size	List Price
46-900	1/8 x 1/8	25.15
46-903	1/4 x 1/4	25.13



MALE X MALE

Part #	Size	List Price
46-910	1/8 x 1/8	27.86
46-912	1/4 x 1/4	27.19



MALE PIPE X HOSE BARB

Part #	Size	List Price
47-042	1/8 x 1/4	33.91
46-980	1/4 x 1/4	25.36
46-981	1/4 x 3/8	23.77

FEMALE X FEMALE



Part #	Size	List Price
46-920	1/8 x 1/8	25.78
46-921	1/8 x 1/4	29.04
46-922	1/4 x 1/4	25.01



Part #	Size	List Price
46-922A	1/4 x 1/4	20.64
46-923	3/8 x 3/8	34.00



Part #	Size	List Price
46-924	1/2 x 1/2	55.56
46-925	3/4 x 3/4	51.50

U.L. TWO WAY VALVES

- Buna-N Seal, Teflon Seat Plated metal handle, plated brass ball.
- 250 PSI Working Pressure



U.L. TWO WAY VALVES FNPT X FNPT

Part #	Size	List Price
46-440	1/4 x 1/4	28.34



U.L. TWO WAY VALVES MNPT X FNPT

Part #	Size	List Price
46-443	1/4 x 1/4	28.34

PANEL MOUNT BRASS BALL VALVES

- Working pressure: 1500 psi wog for 1/8" to 1/4", 1000 psi wog for 3/8" to 1/2"
- Vacuum rating: 29.92" Hg
- Working temp: -40°F to +300°F
- Panel mount hole is 9/16" Dia.
- Brass body cap, PTFE ball seats, Viton stem sealing, Brass chrome plated ball

FEMALE X FEMALE



Part #	Size	List Price
46-830	1/8 x 1/8	58.70
46-832	1/4 x 1/4	58.75
46-833	3/8 x 3/8	115.00
46-834	1/2 x 1/2	130.75

FEMALE X FEMALE



Part #	Size	List Price
46-875	1/8 x 1/8	57.75
46-878	1/4 x 1/4	58.00



Part #	Size	List Price
46-951	1/8 FPT	61.45
46-956	1/4 FPT	61.55

BRASS CHECK VALVES

- 500 PSI
- 180° temp rating
- 1 PSI Cracking Pressure
- Buna-N Seal for water, air and inert gas
- **Viton Seal for oil, gas and diesel fuel**



FIP X FIP BUNA-N

Part #	Size	List
46-560	1/8"	29.08
46-561	1/4"	32.41
46-562	3/8"	47.05
46-563	1/2"	57.41
46-564	3/4"	99.93

FIP X FIP VITON

Part #	Size	List
46-560V	1/8"	29.08
46-561V	1/4"	32.41
46-562V	3/8"	47.05
46-563V	1/2"	57.41
46-564V	3/4"	99.93



FEMALE X MALE BUNA-N

Part #	Size	List Price
46-565	1/8"	29.08
46-566	1/4"	27.84
46-567	3/8"	34.83
46-568	1/2"	42.47
46-569	3/4"	99.93



MALE X MALE

Part #	Size	Buna-N List
46-570	1/8"	29.08
46-571	1/4"	27.84
46-572	3/8"	34.82
46-573	1/2"	42.47



MALE X FEMALE

Part #	Size	Buna-N Price
46-575	1/8"	29.08
46-576	1/4"	27.84
46-577	3/8"	34.83
46-578	1/2"	42.47

HIGH PRESSURE CHECK VALVES

LOWER PRICE

MAX. 2500 PSI
Cracking Pressure 1 PSI



- Opening diameter .187
- 180⁰ max operating temp.
- •SS ball and spring

CV = 0.4

MNPT X MNPT

Part #	Size	Opening Dia.	List Price
46-500	1/4 x 1/4	0.187	16.88

LOWER PRICE

MAX. 2500 PSI



- Flo direction ->
- Opening diameter .187
- 180⁰ max operating temp.
- Buna Seal
- •SS ball and spring

MNPT X FNPT

Part #	Size	Opening Dia.	List Price
46-505	1/4 x 1/4	0.187	16.88

LOWER PRICE

MAX. 1200 PSI



- O-Ring poppet seal Bubble tight operation
- 180°F max operating temp.

FNPT X FNPT

Part #	Size	Opening Dia.	List Price
46-510	1/4 x 1/4	0.25	18.00
46-511	3/8 x 3/8	0.375	24.13
46-512	1/2 x 1/2	0.437	45.81

PNEUMATIC CHECK VALVES

- Max Operating Pressure: 220 psi
- Working Pressure: 14.5-145 psi
- Cracking Pressure: 2.8 psi
- Maximum Temperatures: 140° F

Body	Chrome plated Brass
Spring	Steel
O-Ring	NBR Rubber



NPT- Inlet NPSM - Outlet

Part #	Size	Dimensions (In.)		List Price
		A	B	
46-200	1/4	1.97	0.67	18.98
46-201	3/8	1.97	0.83	19.32
46-202	1/2	2.48	0.98	38.69

HIGH PRESSURE CHECK VALVES

- Operates in any position, and is available in mixed or matched end combinations.
- Standard cracking pressure 1 p.s.i with a maximum operating pressure of 3000 p.s.i. and a maximum operating temperature of 180°F using Buna-N seals.
- Buna-N seals standard, other seals available.
- Guided 316 stainless steel ball + spring.
- Fixed ringed seat prevents extrusion of seal.
- Opening diameter .28
- Approximate CV 1.2
- Brass
- Water G.P.M. @ 10 p.s.i. is 4.0
- Good for air



FEMALE X FEMALE

Part #	Size	List Price
46-513	1/4	55.02
46-517	3/8	57.16

NEW



FEMALE X MALE

Part #	Size	List Price
46-514	1/4	55.02
46-518	3/8	57.16

NEW



MALE X FEMALE

Part #	Size	List Price
46-516	1/4	50.41
46-539	3/8	56.03

NEW



MALE X MALE

Part #	Size	List Price
46-515	1/4	48.47
46-519	3/8	56.04

LEAD FREE



What is the new lead-free requirement?

In 2011, the Reduction of Lead in Drinking Water Act was signed into law. The Act has reduced the lead content allowed in drinking water system and plumbing materials by changing the definition of "lead-free" in Section 1417of the Safe Drinking Water Act.

*The term "lead-free" has been updated from notmore that 8% lead content to mean "**not more than a weighted average of 0.25% lead when used with respect to the wetted surfaces of pipes, pipe fittings, plumbing fittings and fixtures.**"*

How do I know which products must meet the new lead-free requirement?

The prohibitions on use and introduction into commerce apply to all pipe, pipe fittings, plumbing fittings, and fixtures (henceforth reffered to as "products"), including stocked inventories that have not been installed. This includes coated or uncoated brass or bronze materials. By using the flowchart below as a guide, you can determine if a product must meet the new lead-free requirement:

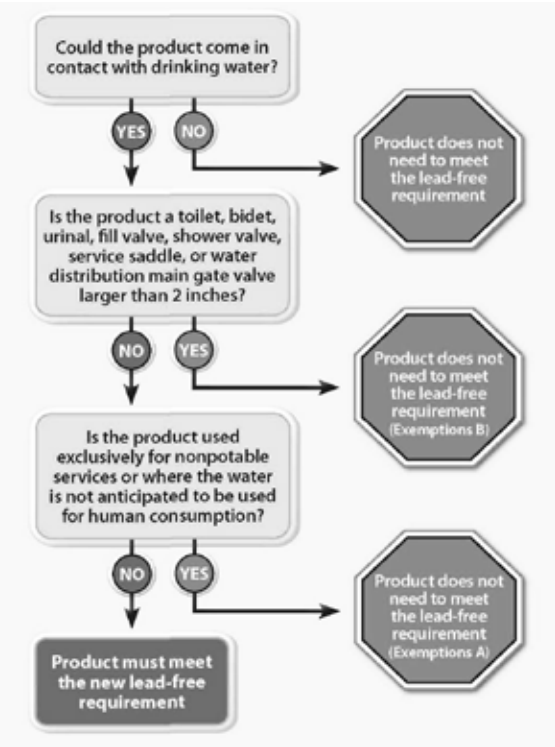

Lead-Free Requirement Exemptions

(A) The new requirement does not apply to pipes, pipe fittings, plumbing fittings, or fixtures, including backflow preventers, that are used exclusively for nonpotable service such as manufacturing, industrial processing, irrigation, outdoor watering or any other uses where the water is not anticipated to be used for human consumption.

(B) The new requirement does not apply to toilets, bidets, urinals, fill valves, flushometer valves, tub fillers, shower valves, service saddles or water distribution main gate valves 2 inches in diameter or larger.

90⁰ FORGED FEMALE ELBOW



Part #	Thread size NPTF	List Price
28-009LF	1/8"	6.18
28-010LF	1/4"	10.55
28-011LF	3/8”	7.99
28-012LF	1/2”	9.67
28-013LF	3/4”	16.13

UNION FORGED TEE



Part #	Thread size NPTF	List Price
28-032LF	1/8"	4.17
28-033LF	1/4"	7.64
28-034LF	3/8”	10.84
28-035LF	1/2”	16.50
28-036LF	3/4”	25.35

90⁰ STREET ELBOW



Part #	Thread size NPTF	List Price
28-165LF	1/8”	2.70
28-166LF	1/4”	4.07
28-167LF	3/8"	5.98
28-168LF	1/2”	12.18
28-169LF	3/4"	10.80

COUPLING



Part #	Thread size NPTF	List Price
28-058LF	1/8"	2.18
28-059LF	1/4”	2.38
28-060LF	3/8"	3.92
28-061LF	1/2”	5.94

REDUCING COUPLING



Part #	Thread size NPTF	List Price
28-183LF	3/8" x 1/4"	6.54
28-185LF	1/2” x 3/8”	5.21
28-189LF	3/4” x 1/2”	6.99

HEX BUSHING



Part #	Thread size NPTF MxF	List Price
28-102LF	1/4” x 1/8”	1.68
28-103LF	3/8" x 1/8"	3.72
28-104LF	3/8” x 1/4”	2.60
28-105LF	1/2" x 1/8"	6.27
28-106LF	1/2” x 1/4”	3.83
28-107LF	1/2” x 3/8”	4.70
28-108LF	3/4" x 1/8"	11.93
28-109LF	3/4" x 1/4"	8.55
28-110LF	3/4" x 3/8"	8.58
28-111LF	3/4” x 1/2”	6.97
28-119LF	1 x 1/8	27.36
28-112LF	1 x 1/4	27.42
28-114LF	1 x 1/2	17.19
28-115LF	1" x 3/4"	15.58

FACE BUSHING



Part #	Thread size NPTF MxF	List Price
28-121LF	1/4” x 1/8”	2.08
28-122LF	3/8" x 1/8"	6.92
28-116LF	3/8” x 1/4”	3.92
28-128LF	1/2” x 1/4”	4.50
28-117LF	1/2” x 3/8”	6.30
28-129LF	3/4" x 1/4"	7.43
28-130LF	3/4" x 3/8"	7.05
28-118LF	3/4" x 1/2"	10.14

HEX CAP



Part #	Thread size NPTF	List Price
28-075LF	1/8"	3.11
28-076LF	1/4"	3.36
28-077LF	3/8”	1.99
28-078LF	1/2"	4.36
28-079LF	3/4”	12.00

SOLID SQUARE HEAD PLUG



Part #	Thread size NPTF	List Price
28-084LF	1/8"	1.82
28-085LF	1/4"	1.18
28-086LF	3/8"	4.41
28-087LF	1/2"	3.73
28-088LF	3/4”	15.00

COUNTERSUNK HEX PLUG



Part #	Thread size NPTF	List Price
28-093LF	1/8"	0.81
28-094LF	1/4"	3.49
28-095LF	3/8”	3.58
28-096LF	1/2”	5.25
28-097LF	3/4"	8.31
28-098LF	1"	16.14

CORED HEX PLUGS



Part #	Thread size NPTF	List Price
28-201LF	1/8”	1.15
28-202LF	1/4”	2.87
28-204LF	1/2"	8.71

CLOSE NIPPLE



Part #	Thread size NPTF	List Price
28-131LF	1/8"	2.70
28-132LF	1/4”	2.22
28-133LF	3/8”	2.69
28-134LF	1/2”	3.09
28-135LF	3/4”	4.45

LONG NIPPLE



Part #	Thread size NPTF	List Price
28-144LF	1/4" x 1-1/2"	2.25
28-145LF	1/4" x 2"	2.80
28-147LF	1/4" x 3"	3.86
28-148LF	3/8” x 1-1/2"	3.02
28-149LF	3/8" x 2"	4.58

HEX NIPPLE



Part #	Thread size NPTF	List Price
28-211LF	1/8"	2.09
28-212LF	1/4”	2.98
28-213LF	3/8"	3.33
28-222LF	3/8" x 1/4"	8.06
28-214LF	1/2”	7.25
28-224LF	1/2" x 3/8"	10.56
28-215LF	3/4"	29.27
28-225LF	3/4" x 1/2"	16.19

MALE BRANCH TEE



Part #	Thread size NPTF	List Price
28-283LF	3/8”	12.55

EXTENDER ADAPTER



Part #	Thread size NPTF FxM	List Price
28-191LF	1/4” X 1/8”	2.80
28-192LF	1/4" x 1/4"	4.43
28-193LF	3/8" x 1/4"	10.53
28-195LF	1/2" x 3/8"	10.16
28-196LF	1/2” X 1/2”	12.01
28-208LF	3/4" x 1/2"	8.00

STREET TEE/ SERVICE TEE



Part #	Thread size NPTF	List Price
28-246LF	1/4”	9.44

HOSE BARBS

RIGID MALE ADAPTER



Part #	Hose I.D. x Male NPTF	List Price
32-001LF	1/8" x 1/8"	3.68
32-027LF	1/8" x 1/4"	4.87
32-002LF	3/16” x 1/8”	2.50
32-003LF	3/16" x 1/4"	3.90
32-004LF	1/4” x 1/8”	2.86
32-005LF	1/4” x 1/4”	1.95
32-006LF	1/4" x 3/8"	2.64
32-007LF	1/4" x 1/2"	4.21
32-008LF	5/16” x 1/8”	1.51
32-009LF	5/16” x 1/4”	2.96
32-010LF	5/16" x 3/8"	5.72
32-011LF	3/8” x 1/8”	3.56
32-012LF	3/8” x 1/4”	2.68
32-013LF	3/8” x 3/8”	3.07
32-014LF	3/8” x 1/2”	4.15
32-026LF	3/8" x 3/4"	6.10
32-015LF	1/2” x 1/4”	3.41
32-016LF	1/2” x 3/8”	3.57
32-017LF	1/2” x 1/2”	5.15
32-018LF	1/2" x 3/4"	7.07
32-019LF	5/8" x 3/8"	5.40
32-020LF	5/8” x 1/2”	5.64
32-021LF	5/8" x 3/4"	9.68
32-306LF	3/4" x 3/8"	10.26
32-022LF	3/4” x 1/2”	8.02
32-023LF	3/4” x 3/4”	15.18
32-024LF	1" x 3/4"	19.15
32-025LF	1" x 1"	25.99

MENDER/ SPLICER



Part #	Hose I.D. x Hose I.D.	List Price
32-091LF	1/8"	2.32
32-092LF	3/16"	4.45
32-093LF	1/4”	4.33
32-094LF	5/16"	4.36
32-095LF	3/8"	5.43
32-096LF	1/2”	7.68
32-097LF	5/8"	8.74
32-098LF	3/4"	11.05

RIGID FEMALE ADAPTER



Part #	Hose I.D. x Female NPTF	List Price
32-050LF	1/8" x 1/8"	3.25
32-317LF	1/8" x 1/4"	5.14
32-052LF	1/4" x 1/8"	3.99
32-053LF	1/4” x 1/4”	5.47
32-054LF	1/4" x 3/8"	5.82
32-055LF	5/16" x 1/8"	2.20
32-056LF	5/16" x 1/4"	3.30
32-058LF	3/8” x 1/4”	5.23
32-059LF	3/8” x 3/8”	8.78
32-063LF	3/8” x 1/2”	8.38
32-064LF	1/2" x 1/4"	6.65
32-060LF	1/2" x 3/8"	7.70
32-061LF	1/2” x 1/2”	4.25
32-065LF	3/4" x 3/4"	15.42

FORGED HOSE BARB 90° ELBOW



Part #	Hose I.D. x Male NPTF	List Price
32-038LF	1/4" x 1/8"	5.18
32-039LF	1/4” x 1/4”	2.69
32-309LF	1/4" x 3/8"	7.76
32-036LF	5/16” x 1/8”	3.92
32-040LF	5/16” x 1/4”	4.80
32-046LF	3/8" x 1/8"	5.22
32-041LF	3/8” x 1/4”	2.89
32-042LF	3/8” x 3/8”	3.36
32-047LF	3/8" x 1/2"	5.45
32-048LF	1/2" x 1/4"	7.12
32-043LF	1/2" x 3/8"	6.01
32-311LF	1/2" x 1/2"	5.29
32-313LF	3/4" x 1/2"	11.02

HOSE BARB/ PUSH-ON/ GARDEN HOSE

LEAD FREE

HOSE BARB TEES



Part #	Hose Barb Size	List Price
32-365LF	1/4”	5.30
32-126LF	3/8”	4.15

FEMALE 45° FLARE SWIVEL



Part #		List Price
32-105LF	3/8" x 3/8"	5.20

LEAD FREE MINI BALL VALVES BARB x BARB



Part #	H.B. x H.B.	List Price
944-142LF	1/4”	12.73
944-134LF	3/8”	12.88

PUSH-ON

MALE ADAPTER



Part #	Hose I.D. x Male NPTF	List Price
30-200LF	1/4” x 1/8”	2.45
30-201LF	1/4” x 1/4”	3.29
30-203LF	3/8” x 1/4”	3.40
30-204LF	3/8” x 3/8”	4.64
30-206LF	1/2” x 3/8”	5.35
30-207LF	1/2” x 1/2”	8.83

SAE/JIC DUAL 45°/37° FEMALE SWIVEL



Part #	Hose I.D. x Female 45°/37°	List Price
30-230LF	1/4" x 1/4"	3.37

GARDEN HOSE

SWIVEL - FGH X FGH

•WASHER INCLUDED



Part #	FGH X FGH	List Price
30-011LF	3/4” x 3/4”	14.89

RIGID - MGH X FEMALE PIPE



Part #	MGH x Female NPTF	List Price
30-073LF	3/4” x 3/4”	11.75

RIGID - MGH X MALE PIPE



Part #	MGH x Male NPTF	List Price
30-052LF	3/4" x 1/4"	12.58
30-063LF	3/4” x 3/4” x 1/2”	14.28

FEMALE SWIVEL ONLY



Part #	Hose Barb x FGH	List Price
30-031LF	3/8” x 3/4”	6.06
30-032LF	1/2” x 3/4"	5.00
30-033LF	5/8" x 3/4"	13.97

SWIVEL FGH X MIP



Part #	MIP x FGH	List Price
30-047LF	3/4" x 1/4"	10.56
30-049LF	3/4" x 1/2"	13.12

SAE 45° FLARE

SHORT ROD NUT



Part #	Thread Size UNF	List Price
10-015LF	1/4"	2.28
10-017LF	3/8”	2.31
10-019LF	1/2”	2.33
10-021LF	3/4"	15.96

SHORT FORGED NUT



Part #	Thread Size UNF	List Price
10-041LF	3/8”	3.71
10-042LF	1/2”	5.33

FLARED CAP



Part #	Thread Size UNF	List Price
10-075LF	1/4”	0.94
10-077LF	3/8”	2.49
10-078LF	1/2”	4.29
10-079LF	5/8”	6.06

UNION



Part #	Thread Size UNF	List Price
10-106LF	1/4”	2.14
10-108LF	3/8”	3.85
10-118LF	3/8" x 1/4"	6.35
10-109LF	1/2”	7.99
10-110LF	5/8”	15.86

TEE



Part #	Size	List Price
10-159LF	1/4"	6.46
10-161LF	3/8"	12.66

MALE BRANCH TEE



Part #	Size	List Price
10-204LF	1/4" x 1/8"	7.62

FEMALE ADAPTER



Part #	Male Flare x Female NPTF	List Price
10-229LF	1/4" x 1/4"	4.20
10-236LF	3/8” x 3/8”	5.23
10-237LF	3/8” x 1/2”	5.63
10-240LF	1/2” x 3/8”	8.01
10-241LF	1/2” x 1/2”	7.99
10-242LF	1/2” x 3/4”	9.43

MALE ADAPTER



Part #	Male Flare x Male NPTF	List Price
10-255LF	1/4” x 1/8”	1.59
10-256LF	1/4” x 1/4”	2.21
10-257LF	1/4" x 3/8"	2.73
10-258LF	1/4” x 1/2”	3.35
10-262LF	3/8” x 1/8”	6.04
10-263LF	3/8” x 1/4”	4.46
10-264LF	3/8” x 3/8”	5.44
10-265LF	3/8” x 1/2”	4.83
10-267LF	1/2" x 1/4"	8.86
10-268LF	1/2” x 3/8”	4.67
10-269LF	1/2” x 1/2”	5.19
10-270LF	1/2” x 3/4”	14.34
10-272LF	5/8" x 5/8	14.94
10-273LF	5/8" x 1/2"	11.12
10-275LF	3/4" x 1/2"	17.65
10-276LF	3/4” x 3/4”	22.33

90° MALE ELBOW



Forged Elbow

Part #	Male Flare x Male NPTF	List Price
10-286LF	1/4” x 1/8”	2.31
10-287LF	1/4” x 1/4”	3.47
10-288LF	1/4” x 3/8”	4.35
10-293LF	3/8" x 1/8"	8.98
10-294LF	3/8” x 1/4”	7.78
10-295LF	3/8” x 3/8”	4.41
10-296LF	3/8” x 1/2”	5.57
10-299LF	1/2” x 3/8”	11.72
10-300LF	1/2” x 1/2”	12.95
10-301LF	1/2” x 3/4”	18.56
10-305LF	3/4" x 1/2"	42.88
10-306LF	3/4" x 3/4"	49.59

FORGED MALE RUN TEE



Part #	Male Flare x Male NPTF (1&3) x 2	List Price
10-351LF	3/8" x 3/8"	26.88
10-355LF	1/2” x 1/2”	9.95
10-359LF	3/4" x 1/2"	81.65

FORGED SWIVEL



Part #	Female Flare UNF	List Price
10-483LF	3/8”	12.86
10-484LF	1/2”	16.44
10-485LF	5/8”	39.50
10-487LF	3/8" x 1/4"	4.62

BRASS SLEEVE



• FERRULES

Part #	Size	List Price
18-002LF	3/16”	1.44
18-003LF	1/4”	0.17
18-004LF	5/16”	0.22
18-005LF	3/8”	0.29
18-007LF	1/2”	0.32
18-008LF	5/8”	0.40
18-009LF	3/4"	7.26
18-010LF	7/8”	0.93

60 260

NUT



Part #	Size	List Price
18-037LF	3/8"	3.42

DELRIN SLEEVE



Part #	Size	List Price
18-015	1/4”	0.07
18-016	5/16”	1.09
18-017	3/8”	0.23
18-018	1/2”	0.15
18-019	5/8”	0.21

60-P

BRASS INSERT



• SLEEVE

Part #	Size	List Price
22-010LF	1/4”	0.15
22-011LF	5/16”	0.24
22-012LF	3/8”	0.21
22-013LF	1/2”	0.31
22-014LF	5/8”	0.54

63-BI 60AE 2030 63PT

CAP



Part #	Size	List Price
18-047LF	1/4”	0.73
18-048LF	3/8”	0.92
18-049LF	1/2”	2.29
18-050LF	5/8”	2.88

61-CC N5CT

UNION



Part #	Size	List Price
18-062LF	1/8”	3.76
18-063LF	3/16”	4.69
18-064LF	1/4”	3.04
18-065LF	5/16”	3.04
18-066LF	3/8”	4.39
18-067LF	7/16"	10.01
18-068LF	1/2”	6.29
18-069LF	5/8”	7.60
18-070LF	3/4”	28.03
18-071LF	7/8”	16.06

M-62

REDUCING UNION



Part #	Size	List Price
18-076LF	1/4” x 1/8”	6.20
18-077LF	1/4” x 3/16”	5.89
18-078LF	5/16” x 1/4”	8.00
18-079LF	3/8” x 1/4”	3.95
18-081LF	3/8" x 1/2"	5.71
18-082LF	3/8" x 5/8"	6.50
18-083LF	1/2" x 5/8"	7.44

62-R

TEE



Part #	Size	List Price
18-101LF	1/8”	5.67
18-102LF	3/16"	7.32
18-103LF	1/4”	4.89
18-104LF	5/16"	12.51
18-105LF	3/8”	7.04
18-106LF	1/2”	11.47
18-107LF	5/8”	16.36
18-109LF	7/8”	68.43

FORGED REDUCING TEE



Part #	Size	List Price
18-115LF	3/8” x 3/8” x 1/4”	7.27
18-117LF	1/2” x 1/2” x 3/8”	26.07

64-R

UNION ELBOW



Part #	Size	List Price
18-124LF	1/4”	3.59
18-125LF	5/16”	9.76
18-126LF	3/8”	4.75
18-127LF	1/2”	8.09
18-128LF	5/8”	11.10
18-129LF	3/4”	31.41
18-130LF	7/8”	65.35

65 BSE2 165C 265C

REDUCING ELBOW - Forged



Part #	Size	List Price
18-135LF	3/8” x 1/4”	8.85
18-137LF	3/8” x 5/8”	8.95

65-R

COMP X SWEAT ADADPTER



Part #	Comp. X Sweat Adapter	List Price
18-171LF	3/8” x 1/2” nom.swt.	5.16

66-S

64 264C

FEMALE ADAPTER



Part #	Comp. X Female NPTF	List Price
18-142LF	1/8” x 1/8”	7.41
18-143LF	3/16” x 1/8”	4.31
18-145LF	1/4” x 1/8”	4.56
18-146LF	1/4” x 1/4”	3.91
18-147LF	1/4” x 3/8”	5.59
18-148LF	1/4” x 1/2”	6.22
18-150LF	5/16” x 1/4”	5.02
18-151LF	5/16” x 3/8”	9.52
18-152LF	3/8” x 1/8”	6.22
18-153LF	3/8” x 1/4”	3.12
18-154LF	3/8” x 3/8”	3.56
18-155LF	3/8” x 1/2”	3.92
18-156LF	3/8” x 3/4”	17.34
18-158LF	1/2” x 3/8”	4.17
18-159LF	1/2” x 1/2”	5.01
18-160LF	1/2” x 3/4”	17.98
18-162LF	5/8” x 1/2”	6.64
18-163LF	5/8” x 3/4”	10.42
18-166LF	7/8” x 3/4”	11.55

66

MALE ADAPTER



Part #	Comp. X Male NPTF	List Price
18-176LF	1/8” x 1/8”	3.17
18-177LF	3/16” x 1/8”	3.53
18-178LF	3/16” x 1/4”	13.15
18-179LF	1/4” x 1/8”	2.21
18-180LF	1/4” x 1/4”	2.69
18-181LF	1/4” x 3/8”	3.46
18-182LF	1/4” x 1/2”	5.18
18-183LF	5/16” x 1/8”	4.59
18-184LF	5/16” x 1/4”	5.43
18-187LF	3/8” x 1/8”	5.12
18-188LF	3/8” x 1/4”	3.07
18-189LF	3/8” x 3/8”	3.68
18-190LF	3/8” x 1/2”	5.23
18-191LF	3/8” x 3/4”	9.94
18-192LF	7/16” x 1/4”	11.14
18-193LF	1/2” x 1/4”	4.95
18-194LF	1/2” x 3/8”	4.76
18-195LF	1/2” x 1/2”	6.12
18-196LF	1/2” x 3/4”	11.09
18-197LF	5/8” x 3/8”	5.60
18-198LF	5/8” x 1/2”	6.38
18-199LF	5/8” x 3/4”	7.51
18-201LF	3/4” x 3/4”	23.36
18-202LF	7/8” x 1/2”	21.55
18-203LF	7/8” x 3/4”	11.61

MALE ELBOW



Forged

Part #	Comp. X Male NPTF	List Price
18-221LF	3/16” x 1/8”	4.58
18-224LF	1/4" x 1/8"	2.89
18-225LF	1/4” x 1/4”	3.38
18-226LF	1/4" X 3/8"	3.93
18-227LF	1/4” x 1/2”	11.10
18-228LF	5/16” x 1/8”	6.78
18-229LF	5/16” x 1/4”	7.07
18-232LF	3/8” x 1/8”	7.92
18-233LF	3/8” x 1/4”	3.85
18-234LF	3/8” x 3/8”	4.74
18-235LF	3/8” x 1/2”	6.48
18-236LF	1/2” x 1/4”	13.38
18-237LF	1/2” x 3/8”	6.09
18-238LF	1/2” x 1/2”	7.37
18-239LF	1/2” x 3/4”	17.32
18-240LF	5/8” x 3/8”	15.85
18-241LF	5/8” x 1/2”	8.80
18-242LF	5/8” x 3/4”	12.65
18-246LF	7/8” x 3/4”	31.08

69 269C BSE1 169C

FEMALE ELBOW

Forged



Part #	Comp. X Female NPTF	List Price
18-253LF	1/4” x 1/8”	8.19
18-254LF	1/4” x 1/4”	12.02
18-267LF	1/4” x 3/8”	9.33
18-259LF	3/8” x 3/8”	5.94
18-260LF	3/8” x 1/2”	6.55
18-262LF	1/2” x 3/8”	11.80
18-263LF	1/2” x 1/2”	14.49
18-264LF	5/8” x 1/2”	9.57

70 270C BSE3 170C

NEEDLE VALVES

COMP X MALE PIPE



Part #	Comp x Male Pipe	List Price
46-002LF	1/4" x 1/8"	7.39
46-003LF	1/4” x 1/4”	15.96
46-005LF	3/8” x 1/4”	10.05

FEMALE PIPE X FEMALE PIPE



Part #	Female x Female	List Price
46-055LF	1/8" x 1/8"	14.41
46-056LF	1/4” x 1/4”	12.28

MALE X FEMALE PIPE



Part #	Male x Female	List Price
46-061LF	1/4” x 1/4” MIP	12.59

COMP X MALE PIPE-ANGLE



Part #	Comp x Male Pipe	List Price
46-011LF	1/4” x 1/8”	15.36
46-012LF	1/4” x 1/4”	26.29

LEAD FREE DISHWASHER TEES

COMP X COMP X SWIVEL FE COMPRESSION

- For adding a water line
- Ice makers, Coffe makers and instant hot water systems



Part #	Comp x Male Pipe	List Price
935044LF	1/4 x 3/8	6.29
935045LF	3/8 x 3/8	6.38

COMP X COMP



Part #	Comp x Comp	List Price
46-021LF	1/4”	8.64
46-023LF	3/8”	32.54

COMP X COMP



Part #	Comp x Comp	List Price
46-021LF	1/4”	8.64
46-023LF	3/8”	32.54

Ice Maker Kits

ICE MAKER WATER SUPPLY KIT with Poly Tubing

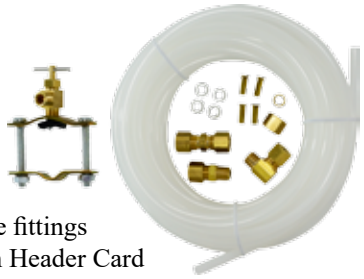

- Lead free fittings
- Bag with Header Card
- 25’ 1/4” O.D. Polyethylene Tubing - 979215
- Self Piercing Saddle Valve
- 1/4” O.D. Compression x 1/8” MIP Elbow & Adapter
- 1/4” O.D. Compression Union
- 1/4” Inserts & Sleeves

Part #	Description	List Price
43-265LF	Kit	18.23
979-215	1/4" OD, 25' Tube	7.53

ICE-MAKER WATER SUPPLY KIT

- Economy
- 25’ Polyethylene Tubing
- Self Piercing Saddle Valve
- 1/4” Compression Union
- 1/4” Inserts & Sleeves

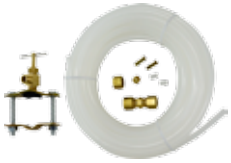

Part #	List Price
43-266LF	13.53

SELF PIERCING SADDLE VALVES

FITS 3/8” OD
THRU 3/4” OD



SELF PIERCING NEEDLE VALVE KIT #M-104-VSP

- **INDIVIDUALLY BAGGED WITH NEEDLE VALVE**
- **SADDLE CLAMP**
- **2 NUTS**
- **2 BOLTS & WASHERS**

Has brass sleeve for copper tube installation & delrin sleeve & brass insert for plastic tube installation.

Part #	Tube O.D.	Min Pkg Qty	List Price
46-090ALF	1/4	1	11.10

VALVES



VALVES 164-209

LEAD FREE BALL VALVES 165-167
LEAD FREE VALVES 168
BRASS VALVES 169-193
Full Port Ball 169
Locking Handle 170
Butterfly Handle 171
N/P Ball Valve 172
N/P Ball w/SS Trim 173
Italian Ball Valve 174
M X F Ball Valve 175-176
Tee Handle M X F Ball 177
M X F Ball Locking handle 178
Spring Handle Ball Valve 179
Right Angle Ball valve 179
Wye, 3-Way Ball Valve 180
Safety Exhaust Ball Valve 180
Gas Valves 181
Mini Ball Valves 182-185
3-Way Valves 186
Strainer Ball Valve 187
Vacuum Breaker/Hose Bibb 187
Bent Nose Garden Valve - **NEW** 187
Gate Valves 188
Quick Opening Gate - **NEW** 189
Y Strainer 190
Check Valves 191-193

STAINLESS STEEL VALVES

2000# Full Port 194
Standard Port 195
1,000 PSI Full Port 196
SS Mini Ball Valve 197-198
Check Valves 199-202
Y-strainer, Globe,Gate 203

Carbon Steel valves 204-206

2,000# Standard Port 204
2,000 # FP 2-Piece 205
Hi Pressure 2-Way Valves 206
Hi Pressure 3-Way Balves 206
Check valves-5,000# 207

PVC Valves 208-209

LEAD FREE BALL VALVE

5 PSIG

• BRASS • 600PSI • STAINLESS STEEL BALL • FULL PORT

LEAD FREE

IAMPO IGC 157 - 2004b

Lead Free Brass Ball Valve NPT,Female*Female
Lead Free and dezincification resistant (DZR) material
IAPMO listed to NSF/ANSI-61, NSF/ANSI-372 ,IGC-157
CSA listed to NSF/ANSI-61, NSF/ANSI-372 ,IGC-157
Vacuum Services 29.92 inches Hg
600 psi (WOG) 150 psi (WSP) Service
Thread conform ANSI B1.20.1
Temperature Range : -40° F to 365° F
Construction:Forging Brass Body
PTFE Ball Seats
Blow Out Proof Brass Stem
Stainless Steel Ball
Steel Handle w/Vinyl Grip
Made in China



• Generic Handles

FIP X FIP LEAD FREE BALL VALVE

Part #	Size	OD	A	B	C	E	F	G	H	Weight	Box/Case	List Price
941151LF	1/4"	0.394	1.73	1.69	3.35	0.453	0.945	2.154	4.331	0.32	10/120	9.75
941152LF	3/8"	0.394	1.73	1.69	3.35	0.473	0.945	2.154	4.331	0.32	10/120	9.75
941153LF	1/2"	0.524	1.89	1.73	3.35	0.472	1.083	2.276	4.291	0.36	10/100	10.99
941154LF	3/4"	0.748	2.28	1.89	3.35	0.563	1.378	2.579	4.488	0.57	10/80	16.05
941155LF	1"	0.984	2.80	2.14	4.29	0.650	1.772	3.031	5.689	0.94	8/48	24.84
941156LF	1-1/4"	1.240	3.15	2.32	4.29	0.669	2.165	3.398	5.866	1.30	4/36	37.88
941157LF	1-1/2"	1.476	3.44	2.66	5.63	0.701	2.50	3.909	7.343	1.92	2/24	57.10
941158LF	2"	1.949	4.06	3.01	5.63	0.708	3.244	4.638	7.638	3.12	2/12	87.81



• Generic Handles

SWT X SWT LEAD FREE BALL VALVE

Part #	Size	OD	A	B	C	E	G	H	Weight	WTG	Box/Case	List Price
941163LF	1/2"	0.524	1.945	1.73	3.35	0.504	1.083	2.276	4.319	0.38	10/100	10.49
941164LF	3/4"	0.748	2.654	1.89	3.35	0.748	1.378	2.579	4.665	0.65	10/80	14.20
941165LF	1"	0.984	3.315	2.14	4.29	0.909	1.772	3.031	5.949	0.93	8/48	25.02
941166LF	1-1/4"	1.240	3.741	2.32	4.29	0.968	2.165	3.398	6.165	1.35	4/36	38.46
941167LF	1-1/2"	1.476	4.252	2.66	5.63	1.091	2.50	3.909	7.756	1.88	2/24	57.88
941168LF	2"	1.949	5.276	3.01	5.63	1.343	3.244	4.638	8.268	3.62	2/12	68.36

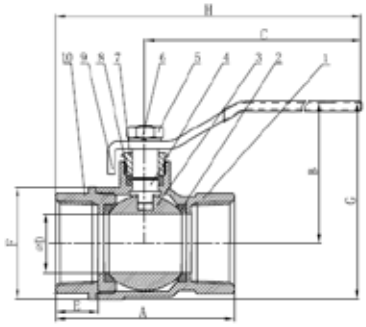

No	Item	Qty	Material
1	Body	1	Lead Free Brass
2	Seat	2	PTFE
3	Ball	1	Stainless Steel
4	Stem	1	Brass
5	Handle Nut	1	Plated Steel
6	Lock Washer	1	Plated Steel
7	Packing Nut	1	Brass
8	Packing	1	PTFE
9	Handle	1	Plated Steel
10	Cap	1	Lead Free Brass

LEAD FREE

1/2" - 2" Sizes Gas Approved

C US UL842, UL258, UL125,FM

LEAD FREE BALL VALVE W/APPROVALS

• BRASS • 600PSI • FULL PORT

CSA, UL, FM(1/4"-2"), cUPC, NSF/ ANSI 61 & 372

FEATURES

- Leadfree Brass Ball valve NPT, Female * Female
- Lead free and dezincification resistant (DZR) material
- 1/4"-1" Lead Free Brass Ball
- Size 1-1/4" thru 4" with Stainless steel ball
- IAMPO listed to cUPC, NSF/ ANSI 61 & 372, IGC 157
- CSA - 1/4" thru 2": ANSI Z21.15/ CSA 9.1 for 1/2 psig valves ASME B16.44, CGA CR91-002 for 2 & 5 psig valves; CAN/ CGA-3.16, ASME B16.33 (1/2"-2") for 125 psig valves
- UL 125, UL 1477, UL 842 - for size 1/4" thru 4", 250 psig
- UL 258 - for size 1/4" thru 2", 175 psig
- FM - for size 1/4" thru 2"
- ISO 9002 Manufacture
- Suitable for full range of liquids and gases
- Minimal pressure drop due to large full size ports
- Bottom loaded, pressure retaining stem
- Pressure rated for 1/4"-2" at 600psi (42 bars) and 2-1/2"-4" at 400 psi WOG (non-shock) and 150 WSP (10.34 bars) saturated steam. Virgin PTFE stem packing seal, thrust washer and seats
- White vinyl insulator on heavy duty plated carbon steel handles
- Fast 1/4 turn open or close operation
- Low operating torque
- **Adjustable stem packing gland**
- Maximum operating temperature: 302^{0}F (150^0 C)
- Minimum operating temperature: -22^{0}F (-30^{0}C)
- Each valve individually tested
- Forged Brass - for more strength
- Threaded ends to ANSI B1.20.1
- Hard chromium plated solid ball
- Bottom entry, blow-out proof stem
- Deeper threads - for better connections
- Made in China

POS	Components	Materials
1	Body	Lead Free Brass
2	End Cap	Lead Free Brass
3	Ball Seat	PTFE
4	Ball	1/4-1:Lead Free Brass 1 1/4-4:SS316 Hollowball
5	Stem	Brass
6	Stem Padding	PTFE
7	Padding Nut	Brass
8	Lever Handle	Nickel plating steel
9	Stem Nut	Brass plating steel
10	Seal	PTFE





• Generic Handles

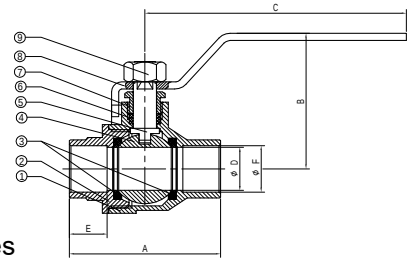

Part#	Size	DIMENSIONS A	B	C	D	E	F	G	H	Weight	Box/Case	List Price
940-171LF	1/4"	1.756	1.732	3.543	0.394	0.457	1.012	2.238	4.421	0.34	70/140	13.55
940-172LF	3/8"	1.756	1.732	3.543	0.394	0.457	1.012	2.238	4.421	0.34	70/140	12.54
940-173LF	1/2"	2.047	2.040	3.543	0.583	0.520	1.240	2.559	4.567	0.45	50/100	17.58
940-174LF	3/4"	2.362	2.260	3.780	0.748	0.563	1.492	2.854	4.961	0.69	30/60	26.69
940-175LF	1"	2.756	2.579	4.528	0.945	0.630	1.791	3.476	5.906	1.11	20/40	42.81
940-176LF	1-1/4"	3.307	3.050	4.528	1.260	0.709	2.343	4.134	6.181	1.85	12/24	72.14
940-177LF	1-1/2"	3.661	3.366	5.420	1.575	0.717	2.835	4.783	7.343	2.60	9/18	106.95
940-178LF	2"	4.181	3.701	6.160	1.969	0.748	3.425	5.413	7.602	3.62	6/12	149.14
940-179LF	2-1/2"	4.181	4.650	8.870	2.520	1.024	4.331	6.969	11.350	7.93	3/6	342.06
940-180LF	3"	6.039	4.970	8.870	2.913	1.102	4.921	7.579	11.681	10.40	1/4	418.27
940-181LF	4"	7.386	6.130	10.85	3.898	1.220	6.430	9.055	13.299	20.99	1/2	907.10

SWT X SWT LEAD FREE BALL VALVE

FM, cUPC, NSF/ ANSI 61 & 372

Part #	SWT	A	B	C	D	E	F	Weight	Box/Case	List Price
943-612LF	1/2"	2.047	1.839	3.543	0.583	0.512	0.630	0.45	50/100	13.73
943-613LF	3/4"	2.748	2.14	3.780	0.748	0.748	0.878	0.68	30/60	23.63
943-614LF	1"	3.228	2.449	4.528	0.945	0.906	1.130	1.08	20/40	37.77
943-615LF	1-1/4"	3.819	3.04	4.36	1.260	0.972	1.378	1.80	12/24	59.09
943-616LF	1-1/2"	4.425	3.169	5.39	1.575	1.088	1.630	2.51	9/18	86.07
943-617LF	2"	5.377	3.488	6.307	1.989	1.346	2.130	3.57	6/12	120.84

ITALIAN LEAD FREE BRASS BALL VALVE

5 PSIG
C US
CSA AGA 3.88 5 PSIG

UL842, UL258, UL125,FM

IAMPO IGC 157 - 2004b

ISO 9002 Manufacturer

FEATURES

600 PSI non-shock cold water, gas, oil
- 150 PSI saturated steam

- **SOLID CHROME PLATED BRASS BALL**
- Suitable for full range of liquids and gases
- Minimal pressure drop due to large full size ports
- Bottom loaded, pressure retaining stem
- Pressure rated at 600psi (42 bars) WOG (non-shock) and 150 WSP (10.34 bars) saturated steam. Virgin TFE stem packing seal, thrust washer and seats.
- Blue vinyl insulator on heavy duty plated carbon steel handles.
- Fast 1/4 turn open or close operation
- Low operating torque
- Flow can go both directions
- Adjustable stem packing gland
- Maximum operating temerature: 248^{0}F (120^0 C) at 600 PSI
- Minimum operating temperature: -20^{0}F (-40^{0}C)
- Each valve individually tested
- Forged Brass - for more strength
- Threaded ends to ANSI B1.20.1
- Hard chromium plated solid ball
- Bottom entry, blow-out proof stem
- Deeper threads - for better connections

MADE IN ITALY



FIP X FIP

ANSI/INSF 61-8
- Generic Handles



SWT X SWT

FIP X FIP LEAD FREE FORGED BRASS BALL VALVE

Part #	NPT	DN	A	B	C	D	CH	Weight (lbs)	Box/Case	List Price
943-233LF	1/2"	0.57	2.09	1.57	3.35	0.46	0.98	0.39	20/80	18.74
943-234LF	3/4"	0.75	2.28	1.77	3.80	0.49	1.22	0.56	14/56	28.09
943-235LF	1"	0.94	3.04	2.03	3.80	0.59	1.50	0.89	6/24	46.68
943-236LF	1-1/4"	1.24	3.23	2.32	4.72	0.62	1.85	1.44	4/16	74.64
943-237LF	1-1/2"	1.49	3.70	2.60	4.72	0.64	2.13	2.19	2/8	115.67
943-238LF	2"	1.96	4.13	3.27	6.38	0.65	2.64	3.62	1/4	155.28

SWT X SWT LEAD FREE FORGED BRASS BALL VALVE

Part #	SWT	Ø	DN	A	B	C	D	CH	Weight (lbs)	Box/Case	List Price
940-212LF	1/2"	0.63	0.57	2.25	1.57	3.35	0.42	0.79	0.35	20/80	18.08
940-213LF	3/4"	0.866	0.75	3.26	1.77	3.80	0.61	1.06	0.55	10/40	26.99
940-214LF	1"	1.102	0.94	3.68	2.03	3.80	0.73	1.34	0.87	6/24	41.18
940-215LF	1-1/4"	1.377	1.24	4.23	2.32	4.72	0.91	1.61	1.41	6/24	67.88
940-216LF	1-1/2"	1.61	1.49	4.96	2.60	4.72	1.06	1.89	2.08	2/8	98.42
940-217LF	2"	2.125	1.96	5.47	3.27	6.38	1.26	2.40	3.62	1/4	155.28

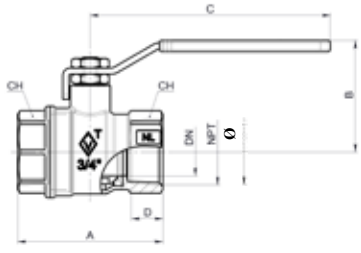

POS	Components	Materials
1	Body	CW510L
2	End Connection	CW510L
3	Ball Seal	PTFE
4	Seal	CW510L
5	Stem	CW614N
6	Lower Stem	PTFE
7	O-Ring	NBR70sh
8	Upper Seal	PTFE
9	Brass Ring	CW614N
10	Nut	Steel
11	Handle	Steel P10

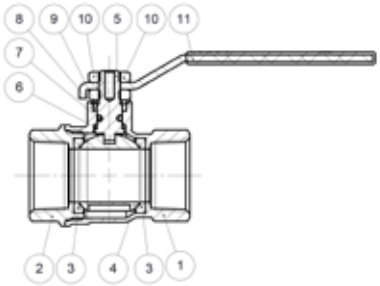

LEAD FREE GATE/ CHECK/ Y VALVES

LEAD FREE

BRASS GATE VALVE IPS

- **200 WOG (Cold water, oil, gas)**
- **125 WSP (Saturated Steam)**

- Brass Forged body/bonList- stronger than sand castings.
- Superior quality and finish.
- Each valve individually tested.
- Threaded ends to ANSI B1.20.1, Solder ends to ANSI B16.18
- Non rising stem.
- Cast iron handle.
- Temp. 32°-320°F



BRASS GATE VALVE IPS

Part#	Size	List Price
940-130LF	1/4	16.73
940-131LF	3/8	16.74
940-132LF	1/2	22.54
940-133LF	3/4	26.86
940-134LF	1	34.64
940-135LF	1-1/4	65.46
940-136LF	1-1/2	95.23
940-137LF	2	101.49

BRASS GATE VALVE C X C



Part#	Size	List Price
940-142LF	1/2"	17.85
940-143LF	3/4"	24.29
940-144LF	1"	34.64
940-145LF	1-1/4"	56.89
940-146LF	1-1/2"	71.95
940-147LF	2"	102.08

BRASS CHECK VALVE

NO	Part	Material
1	Cap	C37700
2	Gasket	NBR
3	Spring	Stainless Steel
4	Positioning Seat	BRASS
5	Screw	BRASS
6	Body	C37700



LEAD-FREE

Part #	Size	List Price
944-430LF	1/2	25.41
944-431LF	3/4	34.27
944-432LF	1	47.69
944-433LF	1-1/4	64.57
944-434LF	1-1/2	88.00
944-435LF	2	147.90

CAST BRASS SWING CHECK VALVE IPS SCREWED ENDS

- Working pressure non-shock: 200 psi W.O.G. (cold water, oil, gas) 125 psi WSP (saturated steam)
- Swing type disc.
- Screwed Cap.
- Hard Seat.
- 90^0 Straight Pattern.
- Used to prevent reverse flow in commercial and industrial applications.
- Threaded ends to ANSI B1.20.1
- Integral seat.



Part #	Size	List Price
940-352LF	1/2"	21.59
940-353LF	3/4"	22.83
940-354LF	1"	36.28
940-355LF	1-1/4"	61.14
940-356LF	1-1/2"	77.97
940-357LF	2"	116.22

C X C SWING CHECK VALVE



Part #	Size	List Price
940-362LF	1/2	16.06
940-363LF	3/4	22.68
940-364LF	1	32.10
940-365LF	1-1/4	57.45
940-366LF	1-1/2	68.10
940-367LF	2	130.25

CLASS 150 BRASS Y-PATTERN STRAINER



LEAD-FREE

Part#	Size	List Price
940-523LF	1/2"	38.36

LEAD FREE

FORGED BRASS BALL VALVE

• BRASS • 600WOG • FULL PORT

1/2" - 2" Sizes Gas Approved

C US

UL842, UL258, UL125,FM

ISO 9002 Manufacturer

FEATURES

1/4-2" 600 PSI non-shock cold water, gas, oil - 150 PSI saturated steam

2-1/2"- 4" 400 PSI non-shock cold water, gas, oil

Made in China

- Suitable for full range of liquids and gases
- Minimal pressure drop due to large full size ports
- Bottom loaded, pressure retaining stem
- Pressure rated for 1/4"-2" at 600psi (42 bars) and 2-1/2"-4" at 400 psi WOG (non-shock) and 150 WSP (10.34 bars) saturated steam. Virgin PTFE stem packing seal, thrust washer and seats
- Yellow vinyl insulator on heavy duty plated carbon steel handles
- Fast 1/4 turn open or close operation
- Not Lead Free
- Good for gasoline
- Low operating torque
- Adjustable stem packing gland
- Maximum operating temperature: 302^{0}F (150^0 C)
- Minimum operating temperature: -22^{0}F (-30^{0}C)
- Each valve individually tested
- Forged Brass - for more strength
- Threaded ends to ANSI B1.20.1
- Hard chromium plated solid ball
- Bottom entry, blow-out proof stem
- Deeper threads - for better connections



• Generic Handles

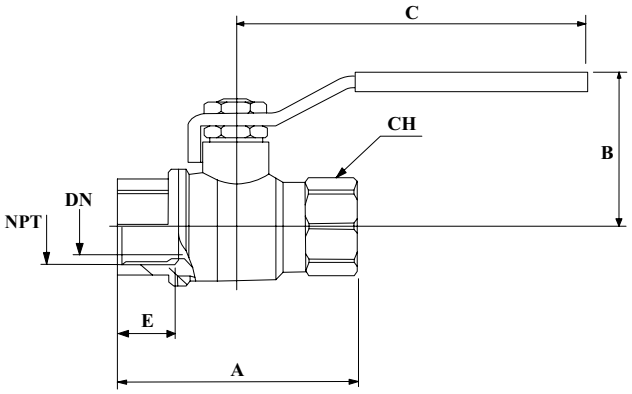

Part#	Size	Dimension Inches								
	NPT	DN	A	B	C	E	CH	Weight	Box/Case	List Price
940-171	1/4"	0.39	1.75	1.92	3.54	0.46	0.78	0.34	70/140	9.46
940-172	3/8"	0.41	1.75	1.92	3.54	0.46	0.78	0.30	70/140	9.39
940-173	1/2"	0.58	2.05	2.08	3.54	0.52	0.98	0.44	50/100	11.35
940-174	3/4"	0.75	2.36	2.30	3.78	0.56	1.20	0.67	30/60	16.66
940-175	1"	0.94	2.75	2.68	4.52	0.66	1.50	1.05	20/40	25.89
940-176	1-1/4"	1.26	3.30	3.14	4.52	0.70	1.82	1.50	12/24	38.00
940-177	1-1/2"	1.57	3.66	3.61	5.51	0.72	2.09	2.30	9/18	56.36
940-178	2"	1.97	4.18	3.68	5.51	0.74	2.62	3.38	6/12	87.91
940-179*	2-1/2"	2.52	5.38	4.76	8.66	1.01	3.36	7.61	4/8	221.00
940-180*	3"	2.95	6.04	5.08	8.66	1.11	3.86	11.10	2/4	258.49
940-181*	4"	3.89	7.38	5.86	9.00	1.22	4.89	12.12	1/2	487.76

* 400 PSI

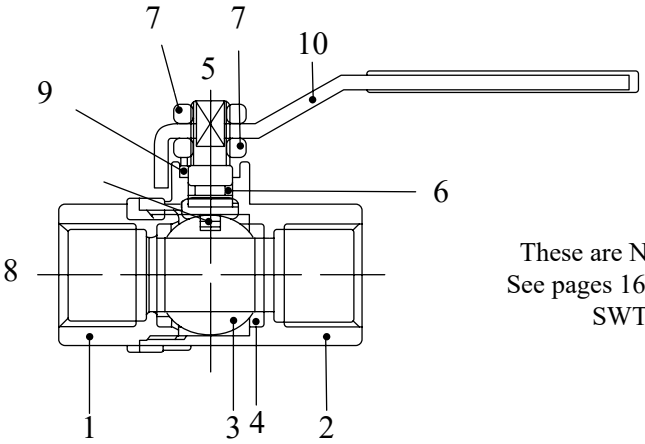

These are NOT Lead Free
See pages 165 for Lead Free SWT Valves

POS	Components	Materials	N
1	Body	Forged Brass	1
2	End Connection	Forged Brass	1
3	Ball	CP Brass	1
4	Ball Seat	P.T.F.E.	2
5	Stem	Brass	1
6	Gland	Brass	1
7	Nut	Steel	1
8	Spring Inseat	Steel	1
9	Stem Seal	P.T.F.E.	1
10	Handle	Steel	1

• Not Lead Free AB1953 Compliant

LOCKING HANDLE BALL VALVE

• BRASS • 600WOG • FULL PORT

1/2" - 2" Sizes Gas Approved

5 PSIG

C US

UL842, UL258, UL125,FM

ISO 9002 Manufacturer

FEATURES

1/4-2" 600 PSI non-shock cold water, gas, oil - 150 PSI saturated steam

Made in China

- Suitable for full range of liquids and gases
- Minimal pressure drop due to large full size ports
- Bottom loaded, pressure retaining stem
- Pressure rated for 1/4"-2" at 600psi (42 bars) and 2-1/2"-4" at 400 psi WOG (non-shock) and 150 WSP (10.34 bars) saturated steam. Virgin PTFE stem packing seal, thrust washer and seats
- Yellow vinyl insulator on heavy duty plated carbon steel handles
- Fast 1/4 turn open or close operation
- Not Lead Free
- Locking mechanism works in open and closed position
- Low operating torque
- Adjustable stem packing gland
- Maximum operating temperature: 302^{0}F (150^0 C)
- Minimum operating temperature: -22^{0}F (-30^{0}C)
- Each valve individually tested
- Forged Brass - for more strength
- Threaded ends to ANSI B1.20.1
- Hard chromium plated solid ball
- Bottom entry, blow-out proof stem
- Deeper threads - for better connections

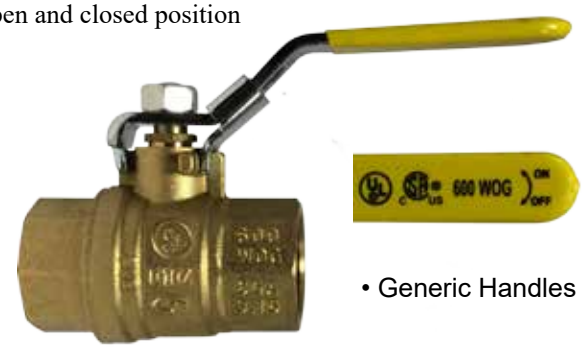

• Generic Handles

Part#	Size	Dimension Inches								
	NPT	DN	A	B	C	E	CH	Weight	Box/Case	List Price
940-171L	1/4"	0.31	1.73	1.84	3.15	0.49	0.71	0.39	70/140	11.50
940-172L	3/8"	0.39	1.81	1.88	3.86	0.49	0.79	0.35	70/140	11.36
940-173L	1/2"	0.58	2.23	2.09	3.43	0.61	0.98	0.49	50/100	13.30
940-174L	3/4"	0.75	2.48	2.24	3.62	0.62	1.20	0.78	30/60	20.33
940-175L	1"	0.94	2.95	2.67	4.42	0.73	1.50	1.18	20/40	30.13
940-176L	1-1/4"	1.26	3.42	3.05	4.73	0.77	1.81	1.76	12/24	46.12
940-177L	1-1/2"	1.57	3.78	3.51	5.18	0.78	2.09	2.53	9/18	70.52
940-178L	2"	1.97	4.18	3.84	5.24	0.75	2.60	3.53	6/12	100.96

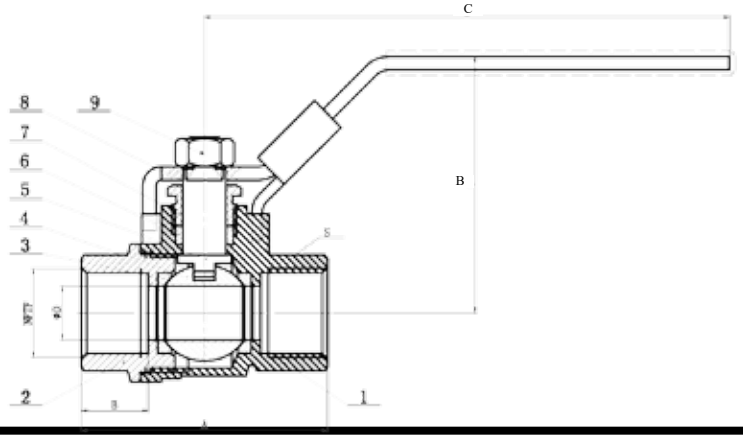

POS	Components	Materials	N
1	Body	Forged Brass	1
2	End Connection	Forged Brass	1
3	Ball	CP Brass	1
4	Ball Seat	P.T.F.E.	2
5	Stem	Brass	1
6	Gland	Brass	1
7	Nut	Steel	1
8	Spring Inseat	Steel	1
9	Stem Seal	P.T.F.E.	1
10	Handle	Steel	1

• Not Lead FreeAB1953 Compliant

BUTTERFLY HANDLE BALL VALVE

• BRASS • 600WOG • FULL PORT

1/2" - 3/4" Sizes Gas Approved

5 PSIG

UL842, UL258, UL125,FM

ISO 9002 Manufacturer

1/4-3/4" 600 PSI non-shock cold water, gas, oil - 150 PSI saturated steam

Made in China

FEATURES

- Suitable for full range of liquids and gases
- Minimal pressure drop due to large full size ports
- Bottom loaded, pressure retaining stem
- Pressure rated for 1/4"-3/4" at 600psi (42 bars) and 150 WSP (10.34 bars) saturated steam. Virgin PTFE stem packing seal, thrust washer and seats
- Fast 1/4 turn open or close operation
- Low operating torque
- Adjustable stem packing gland
- Maximum operating temperature: 302^{0}F (150^0 C)
- Minimum operating temperature: -22^{0}F (-30^{0}C)
- Each valve individually tested
- Forged Brass - for more strength
- Threaded ends to ANSI B1.20.1
- Hard chromium plated solid ball
- Bottom entry, blow-out proof stem
- Deeper threads - for better connections
- Not Lead Free



Part#	Size NPT	A	B	C	D	E	Weight	Box/Case	List Price
940-171T	1/4"	1.75	1.488	1.831	0.315	0.457	0.342	70/140	11.54
940-172T	3/8"	1.756	1.488	1.831	0.394	0.457	0.31	70/140	11.38
940-173T	1/2"	2.047	1.756	2.394	0.583	0.520	0.44	50/100	13.34
940-174T	3/4"	2.362	1.921	2.394	0.748	0.563	0.68	30/60	20.30

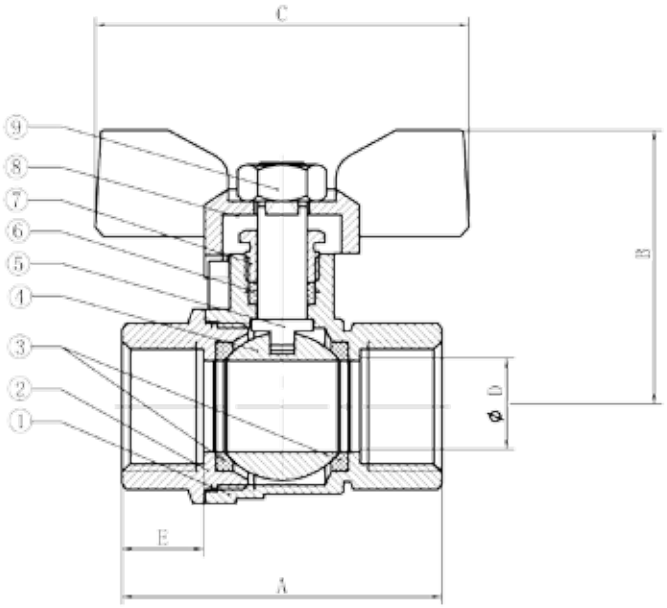

POS	Components	Materials
1	Body	C37700
2	End Cap	C37700
3	Ball Seat	PTFE
4	Ball	C37700
5	Stem	C37700
6	Stem Packing	PTFE
7	Packing Nut	C37700
8	Lever Handle	ZL102
9	Stem Nut	A570



Steel Tee handle option available with extended delivery (1/4" - 4")

• Not Lead Free AB1953 Compliant

NICKEL PLATED BALL VALVE

• BRASS • 600WOG • FULL PORT • NO APPROVALS

Vacuum service to 29 inches Hg
600 psi (WOG) 150 psi (WSP) Service
Thread conform ANSI B1.20.1
Temperature Range : -40° F to 365° F
Construction:Forging Brass Body, Nickel plated
PTFE Ball Seats
Blow Out Proof Brass Stem
Steel Handle w/Vinyl Grip
Made in China

• Not Lead Free



• Generic Handles

FIP X FIP NICKEL PLATED BALL VALVE

Part #	Size	OD	A	B	C	E	F	G	H	Weight	Box/Case	List Price
941151NP	1/4"	0.394	1.73	1.69	3.35	0.453	0.945	2.154	4.331	0.32	10/120	8.96
941152NP	3/8"	0.394	1.73	1.69	3.35	0.473	0.945	2.154	4.331	0.32	10/120	8.96
941153NP	1/2"	0.524	1.89	1.73	3.35	0.472	1.083	2.276	4.291	0.36	10/100	10.88
941154NP	3/4"	0.748	2.28	1.89	3.35	0.563	1.378	2.579	4.488	0.57	10/80	17.36
941155NP	1"	0.984	2.80	2.14	4.29	0.650	1.772	3.031	5.689	0.65	8/48	28.56
941156NP	1-1/4"	1.240	3.15	2.32	4.29	0.669	2.165	3.398	5.866	1.75	4/36	43.68
941157NP	1-1/2"	1.476	3.44	2.66	5.63	0.701	2.50	3.909	7.343	2.10	2/24	64.96
941158NP	2"	1.949	4.06	3.01	5.63	0.708	3.244	4.638	7.638	3.35	2/12	90.48

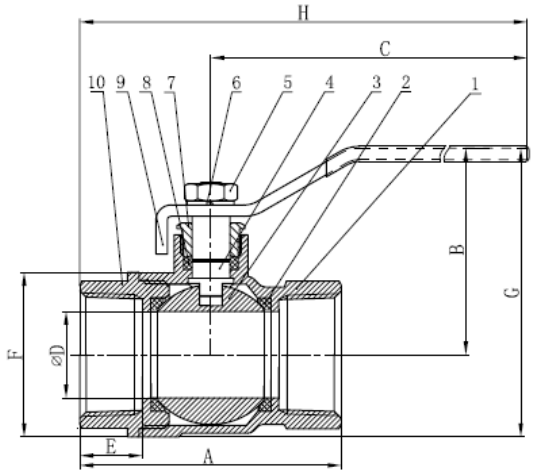

No	Item	Qty	Material
1	Body	1	NP Brass
2	Seat	2	PTFE
3	Ball	1	Brass CP
4	Stem	1	Brass/ NP
5	Handle Nut	1	Plated Steel
6	Lock Washer	1	Plated Steel
7	Packing Nut	1	Brass/ NP
8	Packing	1	PTFE
9	Handle	1	Plated Steel
10	Cap	1	Brass/ NP

When writing the story of your life, don't let anyone else hold the pen.

- Harley Davidson

Gas Approved

UL842, UL258, UL125,FM

CSA AGA 3.88 5 PSIG

N/P BALL VALVE W/SS TRIM

• NICKEL PLATED • SS BALL, HANDLE, NUT & STEM

• LOCKING HANDLE • W/APPROVALS

Features

- **Vacuum service to 29 inches Hg**
- Thread Conform ANSI B1.20.1
- Forged Brass Body
- Blow Out Proof Stem Design
- Packing Nut, O-RING & Packing On The Stem Seal
- Stainless Steel Ball, Handle, Nut&Stem
- Handle With Vinyl Grip

Performance rating

- 600 PSI (WOG) 150 PSI (WSP) Service
- Temperature range: -20° F to 300° F
- Made in China
- Not lead free
- No more rusty handles



• Generic Handles

Part#	Size	D	L	H	W	Cv	Wt.(lbs.)	Box/Case	List Price
941-121NP	1/4	0.394	3.22	1.84	1.73	8.23	0.326	10/120	13.12
941-122NP	3/8	0.394	3.22	1.84	1.73	8.23	0.320	10/120	13.12
941-123NP	1/2	0.591	3.22	2.02	2.24	18.55	0.474	10/100	17.20
941-124NP	3/4	0.748	4.04	2.40	2.52	29.76	0.785	10/80	26.56
941-125NP	1	0.984	4.08	2.20	2.97	51.55	1.155	8/48	39.28
941-126NP	1-1/4	1.259	5.20	3.05	3.44	84.42	1.797	4/36	64.08
941-127NP	1 1/2	1.574	5.20	3.18	3.88	131.93	2.447	2/24	83.92
941-128NP	2	1.941	5.20	3.48	4.33	200.35	3.477	2/12	116.80

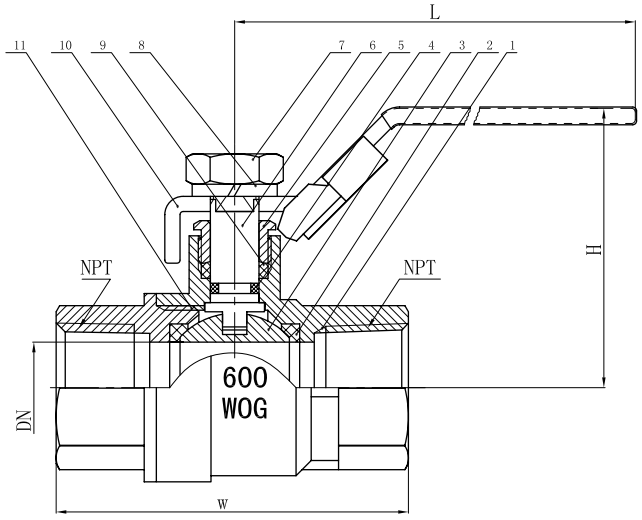

Part Name	Material
Body	Brass/ Nickel Plated
Seat	PTFE
Ball	Stainless Steel
O-ring	Viton
Packing Nut	Brass/ Nickel Plated
Stem	Stainless Steel
Handle Nut	Stainless Steel
Lock Washer	Stainless Steel
Packing	PTFE
Handle	Stainless Steel
Cap	Brass/ Nickel Plated

BRONZE BELL VALVES AVAILABLE WITH UL-MARINE LISTING AND SS TRIM

ITALIAN BALL VALVE

• BRASS • 600WOG • FULL PORT

5 PSIG C US

UL842, UL258, UL125,FM

CSA AGA 3.88 5 PSIG

IAMPO IGC 157 - 2004b

ISO 9002 Manufacturer

FEATURES

- **SOLID CHROME PLATED BRASS BALL**
- Suitable for full range of liquids and gases
- Minimal pressure drop due to large full size ports
- Bottom loaded, pressure retaining stem
- Pressure rated at 600psi (42 bars) WOG (non-shock) and 150 WSP (10.34 bars) saturated steam. Virgin TFE stem packing seal, thrust washer and seats.
- Yellow vinyl insulator on heavy duty plated carbon steel handles.
- Fast 1/4 turn open or close operation
- Low operating torque
- Flow can go both directions
- Generic Handles
- **Adjustable stem packing gland**
- Maximum operating temerature: 248^{0}F (120^0 C) at 600 PSI
- Minimum operating temperature: -20^{0}F (-40^{0}C)
- Each valve individually tested
- Forged Brass - for more strength
- Threaded ends to ANSI B1.20.1
- Hard chromium plated solid ball
- Bottom entry, blow-out proof stem
- Deeper threads - for better connections
- **REVERSIBLE HANDLES**

MADE IN ITALY



Female x Female

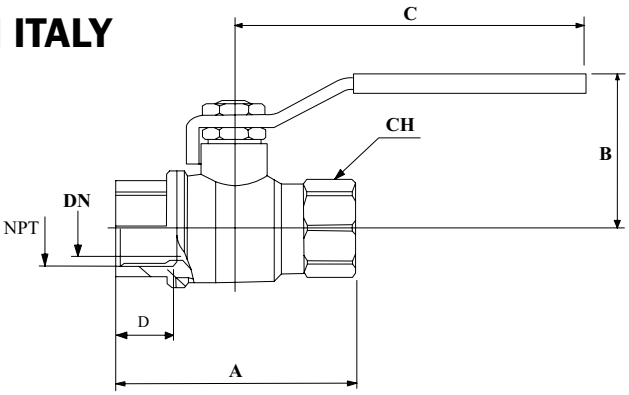

Part#	Size	Dimension Inches								
	NPT	DN	A	B	C	D	CH	Weight	Box/Case	List Price
943-200	1/4"	.39	1.96	1.53	3.31	.43	.75	0.36	24/96	17.16
943-201	3/8"	.39	1.96	1.53	3.31	.43	.86	0.40	24/96	17.49
943-202	1/2"	.57	2.09	1.57	3.25	.46	.98	0.44	20/80	14.69
943-203	3/4"	.75	2.28	1.77	3.80	.49	1.22	0.57	14/56	23.39
943-204	1"	.94	2.80	2.03	3.80	.59	1.50	0.89	6/24	36.94
943-205	1-1/4"	1.24	3.50	2.32	4.72	0.72	1.85	1.64	4/16	57.90
943-206	1-1/2"	1.49	3.90	3.02	6.38	0.85	2.13	2.78	2/8	86.32
943-207	2"	1.96	4.07	3.27	6.38	.65	2.64	3.21	2/8	126.29
942-208	2-1/2"	2.48	5.80	4.98	7.54	1.06	3.31	6.97	5	375.22
942-209	3"	2.99	6.85	5.63	8.86	1.14	3.89	10.34	3	706.76
942-210	4"	3.54	7.67	6.04	8.86	1.22	4.80	18.77	1	1235.42

HANDLE OPTIONS

TEE HANDLES

Part #	Valve Size	List Price
43-200T	1/4" - 3/4"	3.41
43-204T	1"	4.07

LOCKING HANDLES

Part #	Valve Size	List Price
43-200L	1/4" - 3/4"	16.05
43-204L	1"	28.75
43-206L	1-1/4" - 1-1/2"	38.55
43-207L	2"	53.13

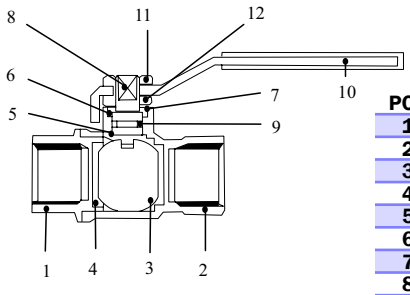

POS	Components	Materials	N
1	Body	Forged Brass	1
2	End Connection	Forged Brass	1
3	Ball	CP Brass	1
4	Ball Stems	P.T.F.E.	2
5	Stem Antif. Seat	P.T.F.E.	1
6	Stem Seat	P.T.F.E.	1
7	Brass Ring	Brass	1
8	Stem	Brass	1
9	O-Ring	NBR 80	1
10	Handle	Steel	1
11	Nut	Steel	1
12	Nut	Brass	1

• Not Lead Free AB1953 Compliant

MALE X FEMALE BRASS BALL VALVE

• 600WOG • FULL PORT

UL842, UL258

- Solid chrome plated brass ball
- Suitable for full range of liquids and gases.
- Minimal pressure drop due to large full size ports.
- Bottom loaded, pressure retaining stem.
- Pressure rated at 600psi (42 bars) WOG (non-shock) and 150psi (10.34 bars) saturated steam. Virgin TFE stem packing seal, thrust washer and seats.
- Yellow vinyl insulator on heavy duty plated carbon steel handles.
- Fast 1/4 turn open or close operation.
- Flow both directions.
- Low operating torque.
- Adjustable stem packing gland.
- Generic Handles
- Maximum operating temperature: 248^{0}F (120^{0}C)
- Minimum operating temperature: -20^{0}F (-40^{0}C)
- Each valve individually tested.
- Forged Brass - for more strength.
- Threaded ends to ANSI B1.20.1
- Hard chromium plated solid ball
- Bottom entry, blow-out proof stem.
- Made in China



- Not Lead Free

Part#	Size	NPT	A	B	C	D	E	Weight	Box/Case	List Price
948-170	1/4	1/4 - 18	2.016	1.689	2.756	0.315	0.457	0.29	70/140	10.62
948-171	3/8	3/8 - 18	2.094	1.89	3.543	0.394	0.457	0.33	70/140	10.90
948-172	1/2	1/2 - 14	2.343	2.05	3.543	0.583	0.520	0.47	50/100	13.26
948-173	3/4	3/4 - 14	2.618	2.20	3.780	0.748	0.563	0.68	30/60	19.71
948-174	1	1 - 11.5	3.000	2.579	4.528	0.945	0.630	1.11	20/40	29.19
948-175	1-1/4	1-1/4 - 11.5	3.563	2.953	4.528	1.260	0.709	1.70	12/24	42.55
948-176	1-1/2	1-1/2 - 11.5	3.965	3.346	5.512	1.575	0.717	2.50	9/18	63.32
948-177	2	2 - 11.5	4.496	3.681	5.512	1.969	0.748	3.57	6/12	91.74

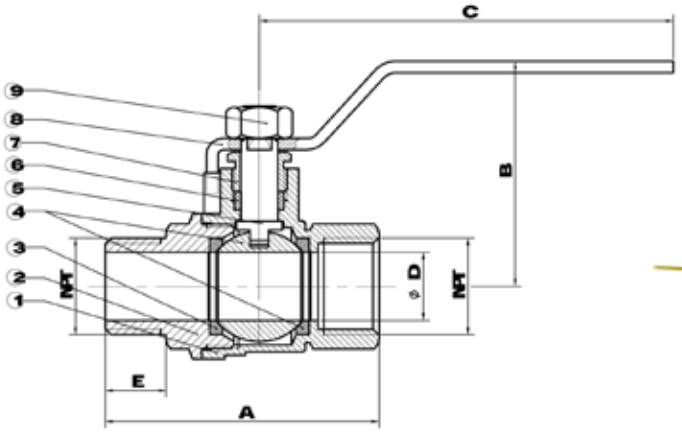

POS	Components	Materials
1	Body	C37700
2	End Cap	CS7700
3	Ball Seat	PTFE
4	Ball	CS7700
5	Stem	CS7700
6	Stem Reducing	PTFE
7	Reducing Nut	CS7700
8	Lever Handle	1008
9	Stem Nut	A570 Gr.A



Locking Handle option
see pg. 178



Tee handle option
see pg. 177

ITALIAN MALE X FEMALE BALL VALVE

• BRASS • 600WOG • FULL PORT

Gas Approved

5 PSIG

C US

UL842, UL258, UL125,FM

CSA AGA 3.88 5 PSIG

Made in Italy

ISO 9002 Manufacturer

FEATURES

- Solid chrome plated brass ball
- Suitable for full range of liquids and gases.
- Minimal pressure drop due to large full size ports.
- Bottom loaded, pressure retaining stem.
- Pressure rated at 600psi (42 bars) WOG (non-shock) and 150psi (10.34 bars) saturated steam. Virgin TFE stem packing seal, thrust washer and seats.
- Yellow vinyl insulator on heavy duty plated carbon steel handles.
- Fast 1/4 turn open or close operation.
- Generic Handles
- Low operating torque.
- Adjustable stem packing gland.
- Maximum operating temperature: 248^{0}F (120^{0}C) at 600 p.s.i
- Minimum operating temperature: -20^{0}F (-40^{0}C)
- KV: Pressure drop m^3/h.
- Each valve individually tested.
- Forged Brass - for more strength.
- Threaded ends to ANSI B1.20.1
- Hard chromium plated solid ball
- Bottom entry, blow-out proof stem.
- Deeper threads - for better connections.

MADE IN ITALY



MIP x FIP

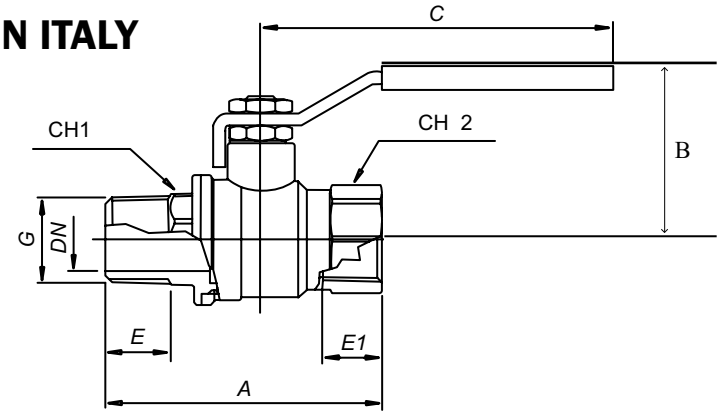

Part#	Size	DN	A	B	C	E	E1	CH1	CH2	Weight	Box/Case	List Price
948-101	1/4	.39	2.18	1.53	3.28	.39	.43	.55	.75	0.35	24/96	17.51
948-102	3/8	.39	2.20	1.53	3.28	.43	.43	.71	.86	0.35	24/96	19.07
948-103	1/2	.57	2.54	1.57	3.28	.62	.46	.87	.98	0.42	14/56	18.73
948-104	3/4	.75	2.75	1.77	3.80	.55	.49	1.12	1.22	0.68	12/48	28.77
948-105	1	.94	3.23	2.03	3.80	.69	.59	1.34	1.50	0.95	6 /24	46.20
948-106	1-1/4	1.24	3.86	2.32	4.63	.81	.79	1.69	1.90	1.66	4/16	76.71
948-107	1-1/2	1.49	4.20	2.98	6.28	.85	.64	2.15	2.13	2.83	2/8	105.11
948-108	2	1.96	4.90	3.27	6.38	.90	.75	2.40	2.64	4.22	1/4	169.16

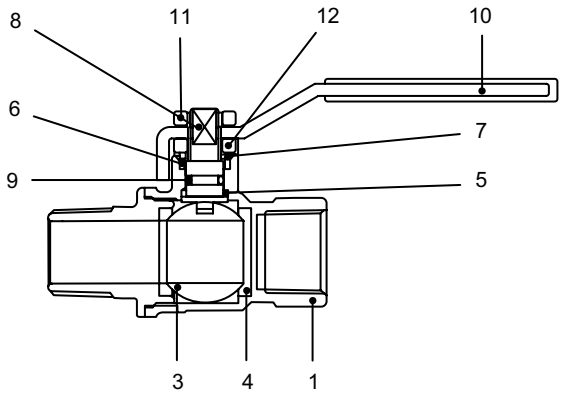

POS	Components	Materials	N
1	Body	CW617N Forged Brass	1
2	End Connection	CW617N Forged Brass	1
3	Ball	CW617N CP Brass	1
4	Ball Stems	P.T.F.E.	2
5	Stem Antif. Seat	P.T.F.E.	1
6	Stem Seat	P.T.F.E.	1
7	Brass Ring	CW617N Brass	1
8	Stem	CW617N Brass	1
9	O-Ring	NBR 80	1
10	Handle	UNI EN 10025 Steel	1
11	Nut	UN 5771 Steel	1
12	Nut	CW617N Brass	1

• Not Lead Free

TEE HANDLE BALL VALVE - MALE X FEMALE

UL842, UL258



Features
- Thread conform ANSI B1.20.1
- Forged brass body
- Blow out proof stem design
- Packing nut, O-Ring and packing on the stem seal
- Chrome Plated Brass Ball
- Handle with vinyl grip

Performance rating
- 600 PSI (WOG) 150 PSI (WSP) Service
- Temperature range: -20° F to 300° F
- Made in China
- Not lead free

Part#	Size	Dimension Inches							
	NPT	A	B	C	D	E	Weight	Box/Case	List Price
948-170T	1/4"	2.016	1.27	2.67	0.315	0.457	0.26	70/140	9.78
948-171T	3/8"	2.094	1.213	2.67	0.394	0.457	0.33	70/140	9.96
948-172T	1/2"	2.343	1.61	3.12	0.583	0.520	0.49	50/100	12.54
948-173T	3/4"	2.618	1.26	3.12	0.748	0.563	0.66	30/60	19.70
948-174T	1"	3.000	1.921	3.701	0.945	0.630	1.06	20/40	29.39
948-175T	1-1/4"	3.563	2.303	3.701	1.260	0.709	1.70	12/24	47.61
948-176T	1-1/2"	3.965	2.717	4.331	1.575	0.717	2.46	9/18	65.73
948-177T	2"	4.496	3.051	4.331	1.969	0.748	3.61	6/12	93.19

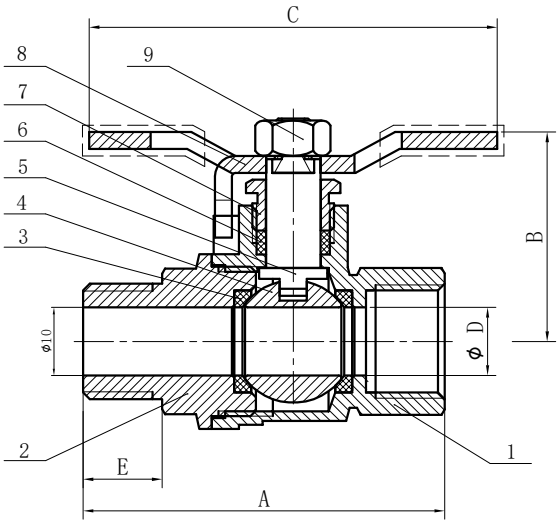

Item	Part	Materials
1	Body	Brass
2	End Cap	Brass
3	Ball Seat	PTFE
4	Ball	C/P Brass
5	Stem	Brass
6	Stem Packing	PTFE
7	Packing Nut	Brass
8	T-Handle	Nickel plating steel
9	Stem Nut	Brass plating steel

A day without sunshine is like, you know, night. - Steve Martin

LOCKING HANDLE BALL VALVES - FEMALE X MALE

UL842, UL258

Features

- Thread conform ANSI B1.20.1
- Forged brass body
- Blow out proof stem design
- Packing nut, O-Ring and packing on the stem seal
- Chrome Plated Brass ball
- Handle with vinyl grip

Performance rating

- 600 PSI (WOG) 150 PSI (WSP) Service
- Temperature range: -20° F to 300° F
- Made in China
- Not lead free



Part#	Size	Dimension Inches							
	NPT	A	B	C	D	E	Weight	Box/Case	List Price
948-170L	1/4"	2.016	1.732	3.543	0.315	0.457	0.32	70/140	10.29
948-171L	3/8"	2.094	1.732	3.543	0.394	0.457	0.37	70/140	10.49
948-172L	1/2"	2.343	1.941	3.543	0.583	0.520	0.50	50/100	13.20
948-173L	3/4"	2.618	2.106	3.78	0.748	0.563	0.77	30/60	20.73
948-174L	1"	3.000	2.579	4.528	0.945	0.630	1.21	20/40	30.94
948-175L	1-1/4"	3.563	2.961	4.528	1.260	0.709	1.74	12/24	49.04
948-176L	1-1/2"	3.965	3.366	5.36	1.575	0.717	2.58	9/18	67.71
948-177L	2"	4.496	3.701	5.36	1.969	0.748	3.73	6/12	95.98

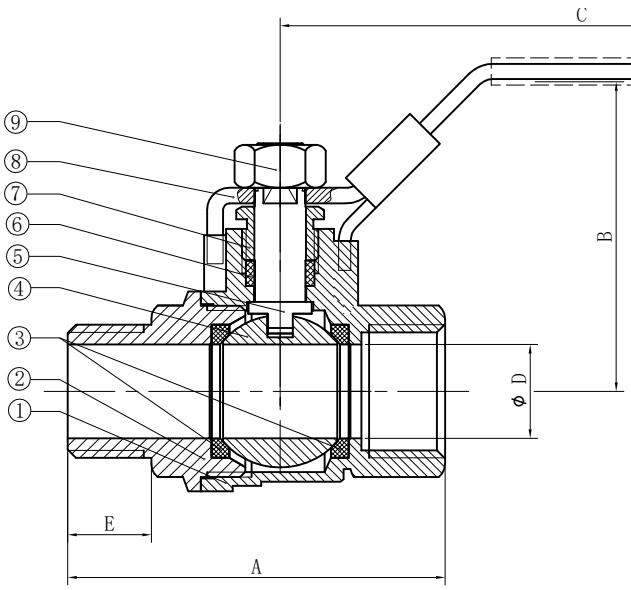

Item	Part	Materials
1	Body	Brass
2	End Cap	Brass
3	Ball Seat	PTFE
4	Ball	C/P Brass
5	Stem	Brass
6	Stem Packing	PTFE
7	Packing Nut	Brass
8	Lever Handle	Nickel plating steel
9	Stem Nut	Brass plating steel

BRASS SPRING HANDLE BALL VALVE

Working pressure:600 PSI for brass
Temperature Range:-40°F to 365°F(-40°C to +185°C)
Material:Brass
Spring Lever Handle w/Vinyl Grip
Made in China
Not lead free



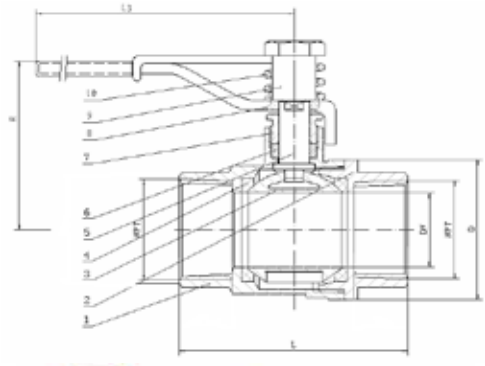

Part #	Part Name	Material
1	Body	Brass
2	Bonnet	Brass
3	Ball	Brass
4	Sealing Seat	PTFE
5	Stem	Stainless Steel
6	Packing Ring	PTFE
7	Gland	Brass
8	Handle	Stainless Steel
9	Bolt	Brass
10	Spring	Stainless Steel

Item#	Size	L	D	DN	H	L3	WTG	Box/Case	List Price
947-103	**1/2"**	2.19	1.24	0.59	1.83	4.24	0.54	10/80	36.79
947-104	**3/4"**	2.38	1.5	0.75	2.19	4.24	0.72	5/40	42.90
947-105	**1"**	3.23	1.91	0.98	2.49	4.71	1.32	5/30	52.71

RIGHT ANGLE BRASS BALL VALVE

Working pressure: 250PSI
Temperature Range -40° to 400°F(-40 °C to +205 °C)
With lever Handle Teflon seats 2-pc,full port Heavy Duty forged Body Steel Handle w/Vinyl Grip-
Made in China
Not lead free



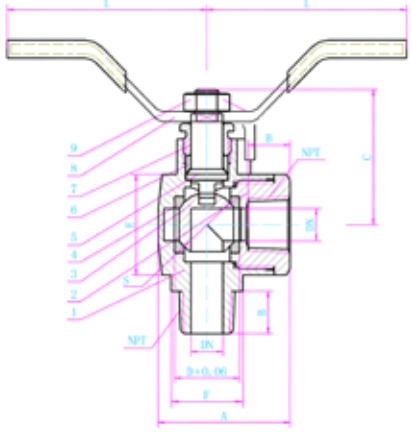

Part #	Part Name	Material
1	Body	Brass
2	Cap	Brass
3	Ball	Brass
4	Seat	PTFE
5	Stem	Brass
6	Stuffing	PTFE
7	Packing Nut	Brass
8	Handle	Steel
9	Nut	Brass

Part #	Size	A	B	C	D	S	DN	L	E	F	WTG	Box/Case	List Price
947-111	1/4	1.59	0.41	1.40	0.64	0.63	0.32	2.60	0.98	0.65	0.34	12/120	15.14
947-112	3/8	1.59	0.41	1.40	0.73	0.71	0.39	2.60	0.98	0.65	0.36	12/120	15.14
947-113	1/2	1.73	0.55	1.40	0.79	0.87	0.55	2.60	1.08	0.83	0.47	10/80	24.11

3-WAY AND SAFETY EXHAUST BALL VALVES

3-WAY WYE BRASS BALL VALVE,VENTED AND UNVENTED

- Max.pressure:W.O.G.(water,oil,inert gas)
  Unvented Valve:600psi@70ºF
  Vented Valve:250psi@70ºF
  W.S.P.(working steam pressure)
  Unvented Valve:150psi@365ºF
  Vented Valve:Not related
- Vacuum Rating:29"Hg
- Temperature Range:-40º to 365ºF
- Ports:Full

Part#	Part Name	Material
1	Body	Brass Nickel Plated
2	Seat	PTFE
3	Ball	Brass,Cr.Plated
4	Cap	Brass Nickel Plated
5	Stem	Brass
6	O-Ring	Viton
7	Handle	Stainless Steel
8	Nut	Steel

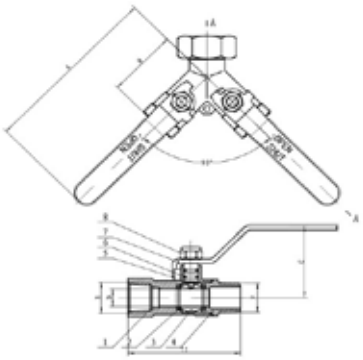

Designed for the portable air compressor industry,these valves control the flow of water,oil, and inert gases in two direction and are great for mixing and diverting.They have a single female inlet and two male outlets with two ball valves.Valves are Brass Nickel Plated and have chrome-plated brass balls,brass blow-out proof stems ,PTFE seats and seals,and steel lever handles with vinyl grips.Vented valves has a drilled hole on the two valve balls and body that vents compressed air in the line when valve is closed. Connections:1"NPT female inlet and 3/4"NPT male outlet. • Made in China • Not lead free



NON-VENTED

NOW WITH STAINLESS STEEL HANDLES



VENTED

Part #	Ball	E	F	A	B	C	D	G	WTG	Box/Case	List Price
947-125	Non-vented	1" Female	3/4" Male	5.18"	**2.5"**	2.05"	0.59"	90°	1.43	2/24	55.63
947-126	Vented								1.48	2/24	57.32

EXHAUST VALVES

AUTOMATIC DRAIN & LATCH LOCK HANDLE

Full port hot forged brass ball valve, blow-out proof stem, downstream automatic vent with lockable handle in compliance with OSHA requirements.

- Maximum working pressure: 200 PSI (CWP).
- Temperature rating: -4°F through +350°F.
- Made in Italy
- Not lead free



200 PSI

• w/ NPT tap for drain.

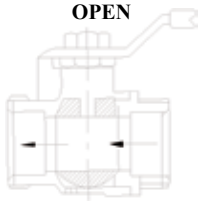

OPEN

Valve - open position. Drain vent shut off.

CLOSED

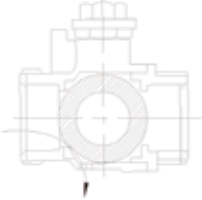

Part#	Size	List Price
948-131	1/4"	54.96
948-132	3/8"	58.30
948-133	1/2"	60.87
948-134	3/4"	83.43
948-135	1"	100.20

Valve - closed and draining occurs. Upstream seat prevents air flow. Downstream system is vented to atmosphere.

SAFETY EXHAUST BALL VALVE

- Threaded - Two Piece Body - Full Port • Vented
- Blow-out Proof Stem - PTFE Seats • 400 PSI WOG
- To Exhaust and Downstream Air in the Closed Position w/ locking lever handle.
- Made in China • Not lead free





Part #	Size	A	B	D	E	List Price
948-141	1/4"	1.756	1.88	0.394	0.457	11.34
948-142	3/8"	1.756	1.88	0.394	0.457	10.91
948-143	1/2"	2.047	2.13	0.583	0.520	14.88
948-144	3/4"	2.362	2.28	0.748	0.563	22.98

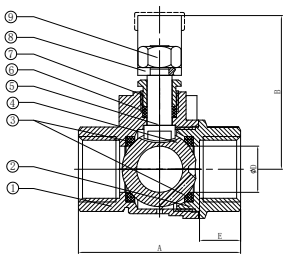

MATERIAL LIST

Item	Part	Material
1	Body	Brass
2	End Cap	Brass
3	Ball Seat	PTFE
4	Ball	Brass
5	Stem	Brass
6	Stem Packing	PTFE
7	Packing Nut	Brass
8	Lever Handle	Nickel plating steel
9	Stem Nut	Nickel plating steel

GAS BALL VALVES

5 PSIG
C US
CSA AGA 3.88 5 PSIG

Manual Valve
LISTED
Threaded NPT
UL 842, UL 258, UL 125

ISO 9002 Manufacturer

FEATURES

- Material: C37700
- Forged brass,Regular port,Thread*Flare Thread
- Thread ends in ANSI B1.20.1
- Working temperature:0-65°(32-149°)
- Pressure :1/2PSI;5PSI;
- ASEM B16.44/CR91; ANSI Z21.15/CSA9.1
- UL 125 For LP-Gas 125psig
- Made in China



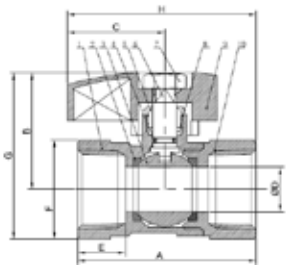

NO.	ITEM	TOTAL	MATERIAL
10	BALL VALVE CAP	1	BRASS
9	HANDLE	1	AL-alloy
8	PACKING	1	PTFE
7	HANDLE NUT	1	PLATED STEEL
6	STEM	1	BRASS
5	PACKING NUT	1	BRASS
4	O-RING	1	NBR
3	BALL	1	BRASS
2	SEALING WASHER	2	PTFE
1	BALL VALVE BODY	1	BRASS

GAS BALL VALVE (2-Piece)

FEMALE x FEMALE

Part#	Size	WTG	Box/Case	List Price
943-311	3/8"	0.35	10/100	7.35
943-312	1/2"	0.44	10/100	7.35
943-313	3/4"	0.62	10/100	10.80

SIZE	⌀D	A	B	C	E	F	G	H
3/8″	0.394	1.752	1.437	1.28	0.472	0.945	1.909	2.146
1/2″	0.394	2.204	1.437	1.28	0.606	1.043	1.961	2.461
3/4″	0.591	2.362	1.535	1.28	0.626	1.299	2.815	2.476

NEW



FLARE X FLARE

Part#	Size	List Price
943342	3/8	6.79
943343	1/2	8.54
943345	5/8	14.07
943344	15/16	14.07



NEW

FLARE X MIP

Part#	Size	List Price
943347	3/8 x 1/2	7.63
943348	1/2 x 1/2	8.82



NEW

FLARE X FIP

Part#	Size	List Price
943331	3/8 x 1/2	7.28
943332	1/2 x 1/2	7.56
943351	5/8 x 3/4	13.23
943350	15/16 x 3/4	13.23

- For use with natural, manufactured, mixed liquified. petroleum and LP gas-air mixtures.
- Deeper thread connections. Smooth quarter-turn.
- Manufactured to ANSI Z21.15, C.G.A. 9.1-M81, 9.2-M88, 1/2 psig. 372 also to A.G.A.3-8, C.G.A. CR91-002, 2 psig.
- Solid chrome plated brass ball
- Bottom entry
- Blow out proof design.
- Double viton o-rings stem seals
- Teflon seats for durability.
- Forged construction for greater strength.
- Larger ports for increased flow capacity.
- Larger ports for increased flow capacity.
- Red Reversible handle.
- May be used with water 400 WOG.

MADE IN ITALY

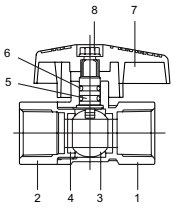

	Components	Materials
1	Body	Forged Brass
2	End Connection	Forged Brass
3	Ball	Forged Brass
4	Ball Seats	P.T.F.E.
5	Stem	Brass
6	O-Ring	NBR
7	Butterfly	Steel
8	Screw	UNI 5771 Steel

5 PSIG
C US
CSA AGA 3.88 5 PSIG

Manual Valve
LISTED
Threaded NPT
UL 842, UL 258, UL 125



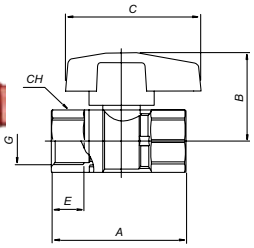

GAS BALL VALVES

FEMALE x FEMALE

Part#	Size	Dimension Inches									List Price
	G	DN	A	B	C	E	CH	PN in psi	WTG	Box/ Case	
943-212	1/2"	.47	2.26	1.45	2.28	.55	.98	600	0.33	20/80	14.88
943-213	3/4"	.59	2.48	1.57	2.28	.57	1.22	600	0.45	14/56	21.58

ITALIAN CHROME PLATED BRASS MINI BALL VALVE

ISO 9002 Manufacturer

FEATURES

- Solid chrome plated brass ball
- Max working pressure 235 psi will handle 300psi@75° F
- Longer body style for longer, deeper thread connections
- One piece drawn sand blasted chrome plated body.
- Each valve is seal tested for maximum safety.
- Double seal system allows valve to be operated in both directions making installation easier.
- Blowout-proof brass stem.
- NPT taper ANSI B1.20.1 threads.
- 32°F to +176°F temperature.
- 1/4 Turn Aluminium handle with mechanical stop.
- NSF Approved valves available upon request!
- Not lead free

Female x Female



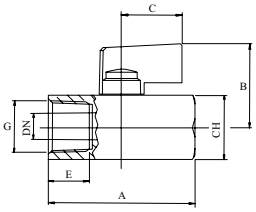

Made in Italy

Part#	Size		Dimension Inches							
	G	DN	A	B	C	E	CH	WTG	Box/ Case	List Price
46-922I	1/4"	0.31	1.81	1.17	0.9	0.51	0.83	0.24	50/200	15.98
46-923I	3/8"	0.31	1.85	1.17	0.9	0.51	0.83	0.22	50/200	15.98
46-924I	1/2"	0.39	2.18	1.26	0.9	0.61	0.98	0.32	30/120	18.43

Male x Female



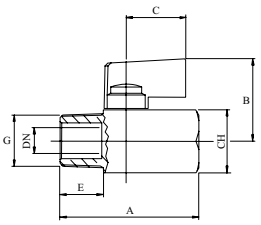

Part#	Size		Dimension Inches							
	G	DN	A	B	C	E	CH	WTG	Box/ Case	List Price
46-903I	1/4"	0.31	1.75	1.17	0.9	.40	0.83	0.20	50/200	15.54
46-904I	3/8"	0.31	1.81	1.17	0.9	.41	0.83	0.20	50/200	15.54
46-905I	1/2"	0.39	2.14	1.26	0.9	.52	0.98	0.30	40/160	17.28

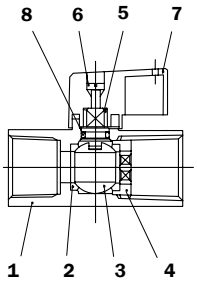

POS	Components	Materials	N
1	Body	CW517N Forged Brass	1
2	Ball Seats	P.T.F.E	2
3	Ball	CW517N CP Brass	1
4	Ring Unit	CW614N Brass	1
5	Stem	CW614N Brass	1
6	Screw	UNI 5771 Steel	1
7	Handle	Aluminum	1
8	O-Ring	NBR 80	1

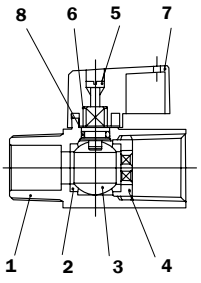

YELLOW BRASS 1/4" MINI MALE X FEMALE VALVE

- **Proprietary seal design extreme for low & high temperature applications**
- **-76° to +248°F temperature.**
- Nominal working pressure 235 psi will handle 300psi@75° F
- One piece drawn sand blasted brass plated body. Solid chrome plate brass ball
- Double seal system allows valve to be operated in both directions making installation easier.
- Blowout-proof brass stem.
- NPT taper ANSI B1.20.1 threads.
- **1/4 TURN BLACK METAL HANDLE WITH MECHANICAL STOP**.



MALE x FEMALE

MADE IN ITALY

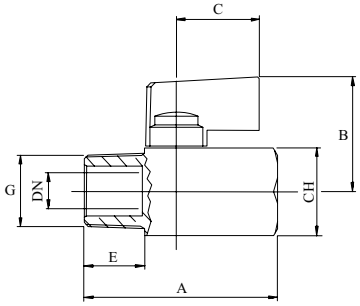

Part#	Size		Dimension Inches						
	NPT	DN	A	B	C	E	CH	CASE	List Price
46-903ISB	1/4"	0.315	1.75	1.18	0.91	0.48	0.83	200	**5.90**

MINI BALL VALVES

- Chrome plated forged brass body
- Chrome plated brass ball
- NPT taper ANSI B1.20.1 threads*
- 450 PSI working pressure
- At 212°F - 355 PSI
- At 356°F - 142 PSI
- 1/4 Turn Alumzinc handle
- Not lead free
- Made in China



FEMALE X FEMALE - FLAG HANDLE

Part #	Size	Dimensions (In)				Wt lbs	Box/ Case	List Price
		A	D(FLOW)	F	G			
46-934	1/8	1.57	0.24	0.93	1.46	0.21	20/300	7.56
46-935	1/4	1.57	0.31	0.93	1.46	0.20	20/300	7.56
46-936	3/8	1.57	0.28	0.93	1.46	0.22	20/300	8.27
46-937	1/2	1.77	0.35	0.93	1.56	0.24	20/200	8.57

MINI BALL VALVES W/VITON SEALS



FEMALE X FEMALE - LEVER HANDLE

Part #	Size	Dimensions (In)				Wt lbs	Box/ Case	List Price
		A	D(FLOW)	F	G			
46-934L	1/8	1.57	0.24	1.99	1.50	0.21	20/300	8.23
46-935L	1/4	1.57	0.31	1.99	1.50	0.20	20/300	7.33
46-936L	3/8	1.60	0.28	1.99	1.50	0.22	20/300	6.79
46-937L	1/2	1.77	0.35	1.99	1.59	0.24	20/200	8.61



FEMALE X FEMALE - TEE HANDLE

Part #	Size	Dimensions (In)				Wt lbs	Box/ Case	List Price
		A	D(FLOW)	Handle	G			
46-934LT	1/8	1.60	0.24	1.34	1.43	0.21	20/300	8.13
46-935LT	1/4	1.57	0.31	1.34	1.43	0.20	20/300	7.23
46-936LT	3/8	1.60	0.28	1.34	1.43	0.22	20/300	6.70
46-937LT	1/2	1.77	0.35	1.34	1.52	0.24	20/200	8.51

FEMALE X FEMALE - SCREWDRIVER

Part #	Size	Dimensions (In)		Wt lbs	Box/Case	List Price
		A	D(FLOW)			
46-934LS	1/8	1.57	0.24	0.21	20/300	7.48
46-935LS	1/4	1.57	0.31	0.20	20/300	6.57
46-936LS	3/8	1.57	0.28	0.22	20/300	6.04
46-937LS	1/2	1.77	0.35	0.24	20/200	7.85

* BSPP Threads available with extended delivery, same cost.

• Not lead free

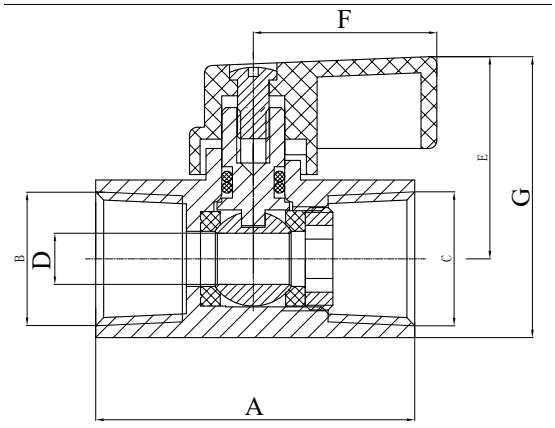

Pos	Components	Materials	N
1	Body	CP Forged Brass	1
2	Ball Seats	P.T.F.E.	2
3	Ball	CP Brass	1
4	Ring Unit	Brass	1
5	Stern	Brass	1
6	O-Ring - flag handle	NBR 80	1
6	O-Ring - all others	Viton	1
7	Handle	Alumzinc	1
8	Screw	Steel	1

MINI BALL VALVE

MINI BALL VALVES

- Chrome plated forged brass body
- Chrome plated brass ball
- NPT taper ANSI B1.20.1 threads*
- 450 PSI working pressure
- At 212°F - 355 PSI
- At 356°F - 142 PSI
- 1/4 Turn Alumzinc handle
- Not lead free
- Made in China



MALE X FEMALE - FLAG HANDLE

Part #	Size	Dimensions (In)				Wt lbs	Box/ Case	List Price
		A	D(FLOW)	F	G			
46-930	1/8	1.57	0.24	0.93	1.46	0.17	20/300	7.56
46-931	1/4	1.57	0.31	0.93	1.46	0.15	20/300	7.56
46-932	3/8	1.57	0.28	0.93	1.46	0.21	20/300	8.27
46-933	1/2	1.77	0.35	0.93	1.56	0.24	20/200	8.57

MINI BALL VALVES W/VITON SEALS



MALE X FEMALE - LEVER HANDLE

Part #	Size	Dimensions (In)				Wt lbs	Box/ Case	List Price
		A	D(FLOW)	F	G			
46-930L	1/8	1.57	0.24	1.99	1.50	0.17	20/300	6.50
46-931L	1/4	1.57	0.31	1.99	1.50	0.15	20/300	6.20
46-932L	3/8	1.57	0.28	1.99	1.50	0.21	20/300	6.20
46-933L	1/2	1.77	0.35	1.99	1.59	0.24	20/200	8.17



MALE X FEMALE - TEE HANDLE

Part #	Size	Dimensions (In)				Wt lbs	Box/ Case	List Price
		A	D(FLOW)	Handle	G			
46-930T	1/8	1.57	0.24	1.34	1.46	0.17	20/300	6.42
46-931T	1/4	1.57	0.31	1.34	1.46	0.15	20/300	6.11
46-932T	3/8	1.57	0.28	1.34	1.40	0.21	20/300	6.11
46-933T	1/2	1.77	0.35	1.34	1.56	0.24	20/200	8.07



MALE X FEMALE - SCREWDRIVER

Part #	Size	Dimensions (In)		Wt lbs	Box/ Case	List Price
		A	D(FLOW)			
46-930S	1/8	1.57	0.24	0.17	20/300	5.76
46-931S	1/4	1.57	0.31	0.15	20/300	5.45
46-932S	3/8	1.57	0.28	0.21	20/300	5.45
46-933S	1/2	1.77	0.35	0.24	20/200	7.42

* BSPP Threads available with extended delivery, same cost.
- Not lead free

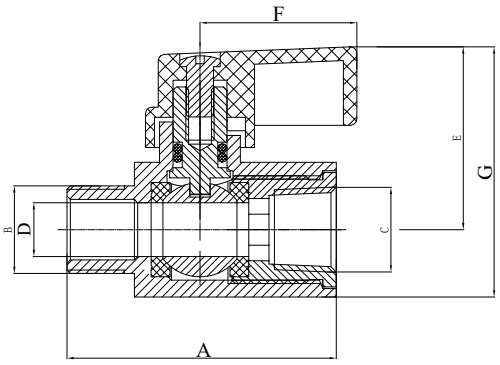

Pos	Components	Materials	N
1	Body	CP Forged Brass	1
2	Ball Seats	P.T.F.E.	2
3	Ball	CP Brass	1
4	Ring Unit	Brass	1
5	Stern	Brass	1
6	O-Ring - flag handle	NBR 80	1
6	O-Ring - all others	Viton	1
7	Handle	Alumzinc	1
8	Screw	Steel	1

FORGED BRASS MINI-BALL VALVES

- 180^0 operational handle, blow out proof stem. Stem with double "O" Rings
- 200 WOG
- Temp rating -20°F - 250°F
- Generic Handles
- Not lead free

NO	Part Name	Material	QTY
1	Nut	Steel	1
2	Handle	Steel	1
3	Cover	PVC	1
4	O-Ring	NBR	2
5	Stem	Brass	1
6	Body	Brass	1
7	Seat	Teflon	2
8	Ball Disc	Brass	1
9	End Plug	Brass	1

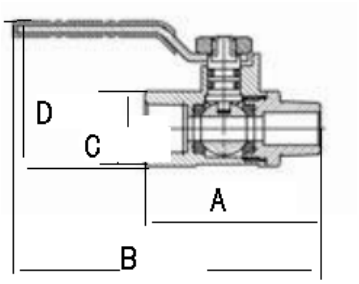



FEMALE x FEMALE

Part #	Size	A	B	C	D	List Price
944-113	1/8	1.53	2.80	0.73	1.42	7.12
944-116	1/4	1.53	2.80	0.73	1.42	8.25
944-117	3/8	1.73	2.90	0.87	1.50	8.77
944-140	1/2	2.07	3.08	0.98	1.45	9.90



FEMALE x MALE

Part #	Size	A	B	C	D	List Price
944-106	1/8	1.69	3.02	0.73	1.46	10.30
944-100	1/4X1/8	1.28	2.90	0.66	1.32	13.70
944-101	1/4	1.70	3.00	0.73	1.46	11.99
944-103	3/8	1.78	3.02	0.87	1.50	9.00
944-102	3/8X1/4	1.78	2.50	0.89	1.50	10.12
944-104	1/2	2.34	3.35	0.98	1.45	10.65



MALE x MALE

Part #	Size	A	B	C	D	List Price
944-107	1/8	1.82	2.94	0.65	1.42	7.50
944-109	1/4	1.25	2.66	0.65	1.42	7.88
944-110	3/8	1.90	2.98	0.73	1.42	8.25
944-112	1/2	2.56	4.93	1.02	2.21	12.87



HOSE BARB x MALE

Part #	Size	A	B	C	D	List Price
944-132	1/4X1/8	2.05	2.91	0.73	1.51	5.70
944-138	1/4X1/4	2.08	2.98	0.73	1.51	8.00
944-128	3/8X1/4	2.08	3.04	0.73	1.51	7.51
944-130	3/8X3/8	2.12	3.06	0.73	1.51	6.15
944-139	1/2X1/2	2.15	3.19	0.73	1.51	9.90



HOSE BARB x FEMALE

Part #	Size	A	B	C	D	List Price
944-135	1/8X1/8	1.78	2.44	0.62	1.38	10.30
944-136	1/4X1/4	1.97	2.87	0.73	1.55	9.53



HOSE BARB x HOSE BARB

Part #	Size	A	B	C	D	List Price
944-142	1/4X1/4	2.47	3.19	0.73	1.55	10.73
944-134	3/8X3/8	2.47	3.18	0.73	1.55	10.88

LEAD FREE

Part #	Size	A	B	C	D	List Price
944-142LF	1/4	2.49	3.19	0.73	1.55	10.73
944-134LF	3/8	2.47	3.18	0.73	1.55	10.88

SIDE OUTLET 3-WAY BALL VALVE

• BRASS • 600WOG • FULL PORT



- Forged Brass
- 600 WOG
- Temp Rating 0-230°F

• Side outlet

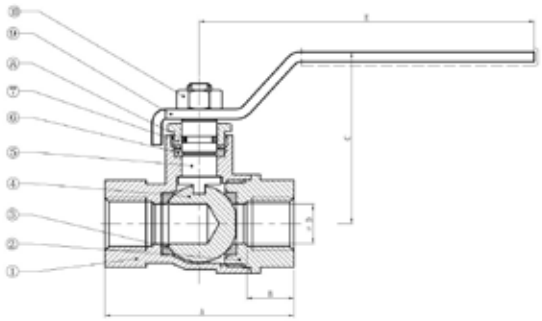

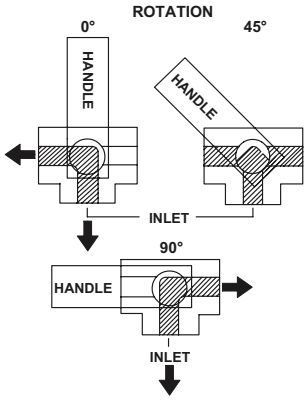

- Full Port
- Blow-out proof stem
- double o-ring stem packing
- PTFE Seal
- Made in China
- Not lead free

Nomenclature & Materials

NO	Part Name	Material	Qty
1	Body	Brass	1
2	End Cap	Brass	1
3	Ball Seat	PTFE	1
4	Ball	Brass	1
5	Stem	Brass	2
6	Seal	PTFE	1
7	Impacted Nut	Brass	1
8	O-Ring	NBR	2
9	Lever Handle	Steel	1
10	Stem Nut	Steel	1

Part#	Size	I	H	D	L	A	WTG	Box/Case	List Price
940-464	1/4"	1.89	1.73	0.39	3.58	0.47	0.51	50/100	45.28
940-465	3/8"	1.89	1.73	0.39	3.35	0.47	0.57	50/100	47.11
940-461	1/2"	2.11	1.80	0.50	3.58	0.51	0.65	30/60	36.99
940-462	3/4"	2.56	2.16	0.74	4.31	0.55	0.99	20/40	61.10

BOTTOM OUTLET 3 WAY BALL VALVE

- Forged Brass
  Bottom Port is inlet 400 psi
  Side Ports are inlet 100 psi

- Teflon ball seats
- Double O-Ring Stem Seals - primary seal is Viton secondary seal is Aflas
- Blow out proof stem
- Made in USA
- Threaded ports
- Good for propane
- Not lead free
- Great for diesel fuel



• 90° Handle Rotation

• Bottom outlet

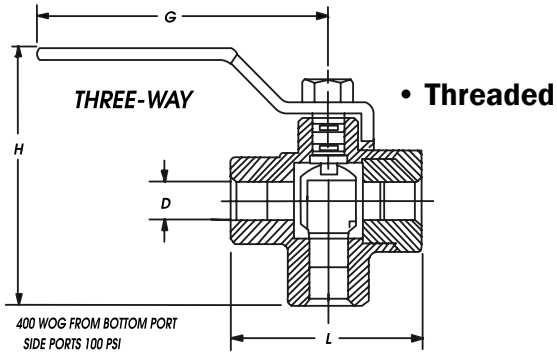

• Threaded

Part#	Size	D	G	H	L	Cv	WTG	List Price
940-121	1/4"	.44	3.50	3.12	2.25	5.2	0.76	58.45
940-122	3/8"	.50	3.50	3.12	2.25	5.5	0.69	54.10
940-123	1/2"	.50	3.50	3.12	2.25	5.5	1.00	61.36

BRASS BALL VALVE WITH STRAINER

All-in-One design for economical ,compact and convenient .With stamped stainless Steel Screen . 600PSI WOG Forged brass body,Crome plated ball ,PTFE ball seats and cap seal , and rubber o-ring stem seals. Not lead free



Part #	Part Name	Material
1	Body	Brass
2	Caps	Brass
3	Ball	Brass,Cr.Plated
4	Seat	PTFE
5	Filter	SS
6	Gasket	PTFE
7	Caps	Brass
8	Stem	Brass
9	O-Ring	Viton
10	Handle	Zinc
11	Spring Washer	S.S
12	Nut	Steel

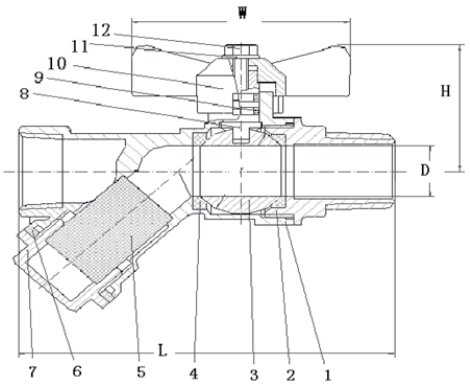

Item#	Size	L	D	W	H	WTG	Box/Case	List Price
947-133	**1/2"x1/2"(MxF)**	3.77"	0.59"	2.00"	1.50"	0.60	8/64	24.70
947-134	**3/4"x3/4"(MxF)**	4.32"	0.75"	2.40"	1.85"	1.00	8/64	32.69

VACUUM BREAKER

- *Male hose and female hose threads can be broken off for permanent attachment*
- *Set screw*
- *Vandal proof*
- *Rough brass construction*
- *Prevents back-siphonage on hoses to prevent potable water from getting contaminated*
- *Certified under ASSE Std. 1011*
- *UPC*
- *IAMPO*



Part #	Size	List Price
947-055	3/4" x 3/4"	11.04

HOSE BIBBS
3/4” Hose Thread Outlet



IPS

Part #	Size	WTG	Box/ Case	List Price
942-170	1/2 (1/2"C)	0.33	10/100	22.17
942-171	3/4	0.35	10/100	17.71

RADIATOR AIR VALVE
COIN SLOT OR LOSSE KEY





Part #	Size	List Price
943-284	1/8" MIP	3.25
943-287	Key only	0.54

BENT NOSE GARDEN VALVES

- Heavy brass construction
- Cast iron handle
- Stuffing box
- Neoprene seal disc

NEW



Part #	Size	Box	Case	List Price
942-100	1/2"	12	72	14.86
942-101	3/4"	12	72	14.86
942-102	1"	12	72	15.87

ANGLE SILLCOCKS
3/4" Hose Thread Outlet

- Notched flange for convenient installation.
- Heavy brass construction.
- Cast Iron handle.
- Not lead free



FEMALE IPS

Part #	Size	Box	List Price
942-142	1/2	12	21.20

BRASS GATE VALVE

• BRASS • 200WOG • FULL PORT

- 200 WOG (cold water, oil, gas).
- 125 WSP (Saturated Steam).
- Full-port design for a better water flow.
- Screw-in Bonnet - Non-Rising Stem - Solid Wedge
- NPT Threaded ends to ANSI B1.20.1
- Cast iron handle.
- Each valve individually air tested under water.
- Good for diesel fuel.
- Made in Indonesia
- Not lead free
- Temp. 32°-320°F



BRASS GATE VALVES IPS

Part#	Size	L	H	D1	d	T	S1	Weight	Box/Case	List Price
940-130	1/4	1.64	2.91	2.09	0.44	1/4-18 NPT	.85	0.60	10/120	19.81
940-131	3/8	1.71	2.91	2.09	0.48	3/8-18 NPT	.85	0.59	10/120	19.81
940-132	1/2	1.71	2.91	2.09	0.50	1/2-14 NPT	1.03	0.75	10/120	16.79
940-133	3/4	1.71	3.06	2.13	0.74	3/4-14 NPT	1.26	0.83	10/80	22.57
940-134	1	2.13	3.60	2.48	0.97	1-11.5 NPT	1.51	1.24	5/60	30.92
940-135	1-1/4	2.24	4.50	2.66	1.22	1-1/4-11.5 NPT	1.89	1.69	5/40	56.06
940-136	1-1/2	2.44	5.08	3.15	1.45	1-1/2-11.5 NPT	2.17	2.17	5/30	71.75
940-137	2	2.70	5.94	3.52	1.85	2-11.5 NPT	2.60	3.33	2/24	94.41
940-138	2-1/2	3.70	7.87	3.98	2.48	2-1/2-8 NPT	3.27	6.26	1/10	163.97
940-139	3	4.02	8.82	4.37	2.80	3-8 NPT	3.86	8.34	1/6	244.97
940-140	4	4.53	9.88	4.74	3.60	4-8 NPT	4.88	13.09	1/4	394.42

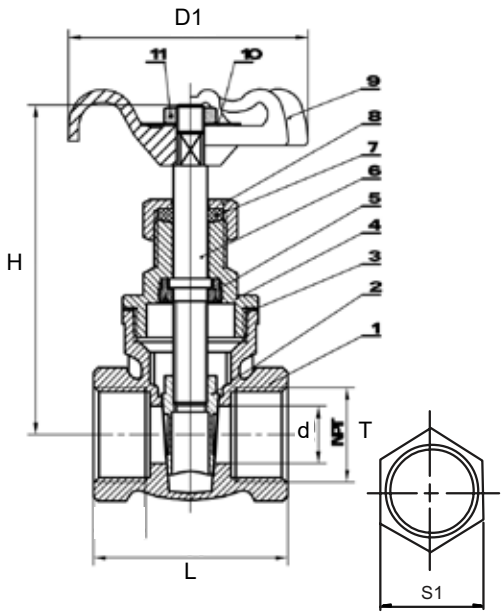

See Lead Free section page 168 for lead free Gate Valves.



See page 203 for SS Gate Valve



NO	Description	Material
1	Body	C85700
2	Disk	C85700
3	Seat	PTFE
4	Cap	C85700
5	Packing	C85700
6	Stem	C85700
7	Rubber Seat	NBR
8	Packing Nut	C85700
9	Handle	Cast Iron
10	Nameplate	AL
11	Stem Nut	SAE 1010R

GATE VALVE QUICK OPENING

Features: Bronze Material, Threaded Ends

NEW



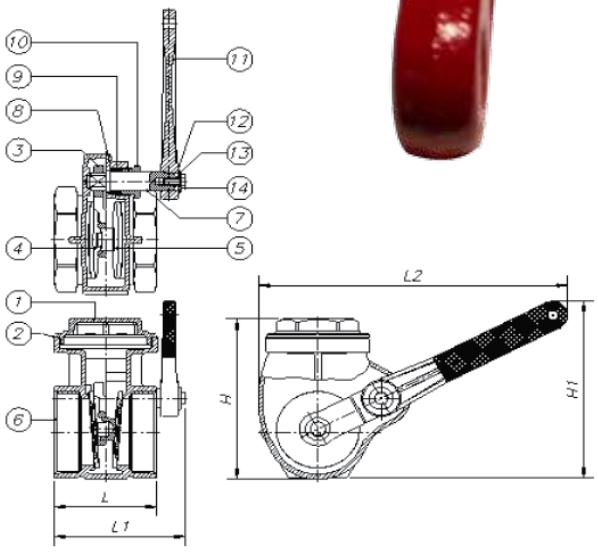

MATERIAL SPECIFICATION

No.	Part	Bronze
1	BONNET	BRASS (C85700)
2	PACKING	FIBRE
3	ARM	BRASS (C85700)
4	DISC MALE	BRASS (C85700)
5	DISC FEMALE	BRASS (C85700)
6	BODY	BRASS (C85700)
7	STEM	BRASS (C37700)
8	WASHER	BRASS (C37700)
9	PACKING	TEFLON POLYFLON (PTFE M-392)
10	PACKING NUT	BRASS (C37700)
11	HANDLE	CAST IRON (JIS ZZ2202) RUBBER COATING BRASS (C85700)
12	NAME PLATE	ALUMINIUM (A1100)
13	WASHER	HOT ROLLED (SAE 1010R)
14	HANDLE BOLT	HOT ROLLED (SAE 1010R)

Part #	Size	L	L1	L2	H	H1	Box	Case	List Price
941-133	1/2"	45.6	60.6	119	56.8	52.8	10	50	36.05
941-134	3/4"	51	62	126.3	68	87.5	10	50	53.41
941-135	1"	58.3	72.3	155	78.7	90.2	10	30	71.68
941-136	1-1/4"	30.1	78	180.2	89.5	104	5	25	92.86
941-137	1-1/2"	66.7	85.3	196.6	99.2	131	6	18	120.33
941-138	2"	76.4	90.3	250.6	119.3	143.7	2	10	174.72
941-140	3"	101	129.2	305.6	172.2	191.3	2	6	396.34
941-141	4"	114.5	150.7	378.2	213.5	248.6	1	2	683.62

Life always offers you a second chance. It's called tomorrow.

CLASS 150 BRASS Y-PATTERN STRAINER

- Forged Brass body, size 1/4"-3".
- Pressure rating: 150 WOG (water, oil, gas)/PN25
  150 WSP (Saturated Stem)
- NPT Threaded ends to ANSI B1.20.1
- Protects regulators, pumps, meters and other controls from damage due to sediment scale, metal chips or other foreign materials.
- Screwed cap is threaded & gasketed.
- Tapped drain plug opening in cap.
- 304 stainless steel screen #20 mesh.
- Self cleaning.
- Self cleaning can be accomplished by opening the valve or plug connected to the blow-off outlet.
- Made in Indonesia
- NOT LEAD FREE
- w/20 Mesh Screen
- Temp 180°F



Part#	Size	L	H	C (Plug)	Weight	Box/Case	List Price
940-521	1/4"	2.57	1.95	NPT 3/8	.53	10/100	40.32
940-522	3/8"	3.23	2.44	NPT 3/8	.71	12/48	42.51
940-523	1/2"	3.23	2.44	NPT 3/8	.66	12/48	31.75
940-524	3/4"	3.94	2.78	NPT 3/8	1.10	8/48	46.02
940-525	1"	4.53	3.19	NPT 1/2	1.71	8/32	79.88
940-526	1-1/4"	5.33	3.66	NPT 1/2	2.49	6/24	109.52
940-527	1-1/2"	6.20	3.82	NPT 1/2	3.24	2/16	144.90
940-528	2"	7.44	4.65	NPT 1/2	5.39	2/8	238.83
940-529	2-1/2"	9.50	5.39	NPT 3/4	9.56	1/6	555.00
940-530	3"	9.4	5.67	NPT 3/4	13.49	1/4	794.88



See page 168 for 1/2" Lead Free



See page 203 for SS Y Strainer

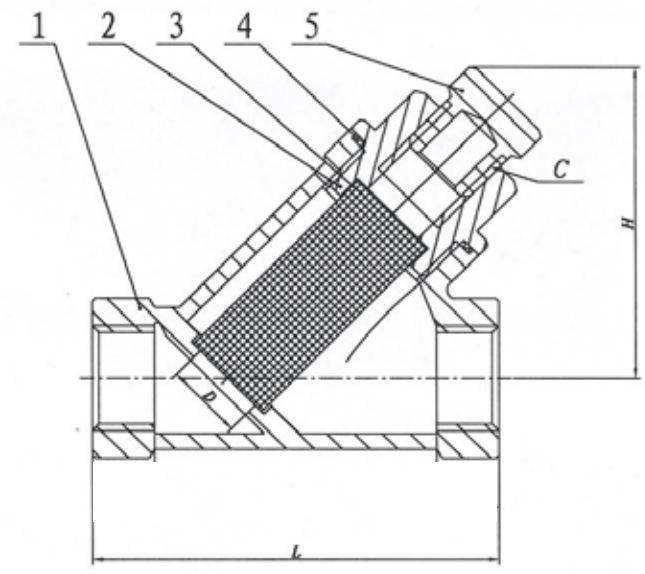

NO	Name	Material
1	BODY	C85700
2	BONNET	C85700
3	STRAINER	304 S.S.
4	SPRING SEAL	PTFE
5	END CAP	C85700

BRASS SWING CHECK VALVES

- Working pressure non-shock: 200 psi W.O.G. (cold water, oil, gas) 125 psi WSP (saturated steam)
- Swing type disc.
- Screwed Cap.
- Hard Seat.
- 90⁰ Straight Pattern.
- Used to prevent reverse flow in commercial and industrial applications.
- Threaded ends to ANSI B1.20.1
- Integral seat.
- Temp range -5° - 150F°
- NOT LEAD FREE
- Cracking pressure 3-5 psi
- Made in Indonesia



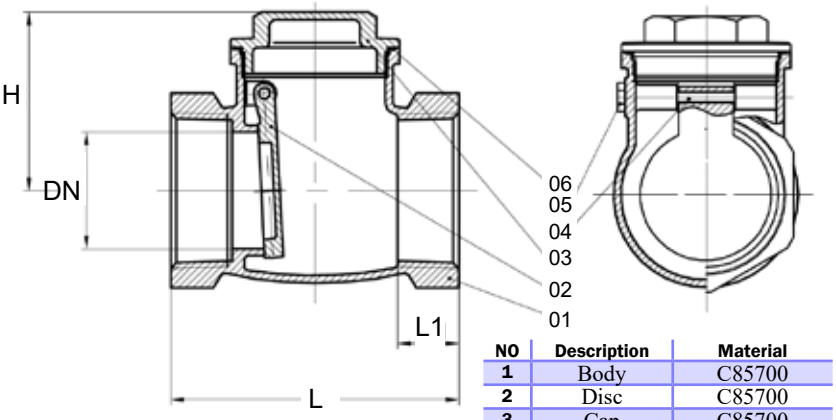

NO	Description	Material
1	Body	C85700
2	Disc	C85700
3	Cap	C85700
4	Brass Bar	C85700
5	Screw	C85700
6	Gasket	Fibre H

CAST BRASS SWING CHECK VALVES IPS SCREWED ENDS

Part #	Size	L	H	L1	DN	Weight	Box/Case	List Price
940-352	1/2	2.09	1.42	0.531	0.512	.41	10/100	19.15
940-353	3/4	2.36	1.56	0.579	0.728	.56	10/80	21.55
940-354	1	2.62	1.77	0.748	0.925	.73	5/60	30.87
940-355	1-1/4	3.19	2.07	0.748	1.201	1.36	5/40	48.71
940-356	1-1/2	3.54	2.16	0.846	1.417	1.56	5/30	67.20
940-357	2	4.21	2.74	0.886	1.772	2.58	2/20	100.90
940-358	2-1/2	5.14	3.09	1.063	2.224	4.55	1/15	190.84
940-359	3	5.77	3.80	1.102	2.579	6.53	1/6	268.43
940-360	4	6.84	4.25	1.102	3.602	10.18	1/4	436.02





• See page 168 for Lead Free Brass Swing Check Valves

• See page 203 for SS Swing Check Valves

Y PATTERN BRASS SWING CHECK VALVE SCREWED ENDS



Part #	Size	List Price
940-352B	1/2"	65.19
940-353B	3/4"	86.87
940-354B	1"	111.31
940-355B	1-1/4"	166.80
940-356B	1-1/2"	200.24
940-357B	2"	277.28

BRASS CHECK VALVES

S.S. SPRING LOADED BRONZE POPPET - For positive sealing & self-cleaning. Insures against leakage.

- Inline Lift Type - Resilient Discs - Spring Actuated - Threaded.
- Presure rating: 200 WOG (water, oil, gas) / 125 WSP (Saturated Steam)
- Spring in stainless steel AISI 304. • Resilient washer hold/ disc in brass. • Forged Brass Body for 1/2"-2"
- Corrosion resistant material. • Can be used vertically or horizontally. • Opens & Closes with flow of media.
- No cracking pressure. • NOT LEAD FREE • Made in Indonesia



Temp Range
-10°C - 110°C
14°F - 248°F

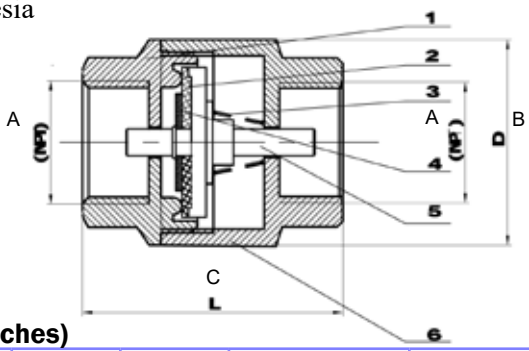

Brass Check Valve (Inches)

Part#	Size	Enters Pipe Size	A NPT	B	C	Weight	Box/Case	List Price
944-428	1/4"	-	1/4"	1.00	2.29	.24	24/192	19.77
944-429	3/8"	-	3/8"	1.00	2.07	.23	10/100	23.14
944-430	1/2"	1-1/4"	1/2"	1.26	2.40	.42	10/100	18.14
944-431	3/4"	1-1/4"	3/4"	1.45	2.74	.53	10/80	26.96
944-432	1"	2"	1"	1.77	3.23	.80	6/60	36.14
944-433	1-1/4"	2-1/2"	1-1/4"	2.13	3.62	1.18	4/40	52.70
944-434	1-1/2"	3"	1-1/2"	2.29	4.04	1.40	5/30	65.07
944-435	2"	3-1/2"	2"	2.48	5.04	2.70	5/20	101.79


• See page 168 for Lead Free Brass Check Valves


• See page 200 for SS Check Valves

IN LINE CHECK VALVES VERTICAL OR HORIZONTAL

NEW

- Working Pressure: 250 PSI • Temperature Range: -40° to 450°F(-40°to 230°C)
- Cracking Pressure: 3 PSI • Made in China • Not lead free
- Applications:Air Compressor Discharge Lines, may also used on water or oil lines
- Construction:Cast Bronze Body,Corrosion Resistant Stainless Steel Spring to Ensure Long Life,15% Glass Filled • Teflon Poppet,C360 Machined Brass Cap,1/8 NPT Unloader Port is Standard • Repairable



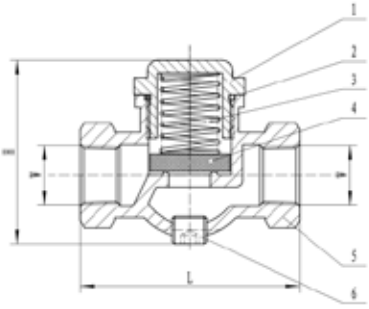

Part#	Part Name	Material
6	Plug	Brass
5	Body	Bronze
4	Gasket	PTPF
3	Spring	S.Steel
2	O-ring	HNBR
1	Cap	Brass

Part #	Size	W	L	H	WTG	Box/Case	List Price
947-140	1/8"	1/8	1.75	1.34	0.28	20/100	23.40
947-141	1/4"	1/4	1.75	1.37	0.29	20/100	23.40
947-142	3/8"	3/8	2.50	2.18	0.62	10/50	35.10
947-143	1/2"	1/2	2.50	2.13	0.54	10/50	49.40
947-144	3/4"	3/4	2.88	2.64	1.17	8/40	73.84
947-145	1"	1	3.61	3.30	1.98	2/20	103.41

BRASS IN-LINE CHECK VALVES

High Capacity, Size 1/4"-2" 400 WOG, 2 1/2"-4" 175 WOG

- Soft Seat for Bubble Tight Shutoff, Spring Loaded for Fast Seating Action.
- Compact design.
- Low Cracking Pressure 1/2 psi.
- Flow Profile Designed to Minimize Head Loss.
- Perfect Seating both at High and Low Pressure, Wide Temperature Range: +10° to 210°F.
- Polyethermide Disc to ensure the Best Resistance For Corrosion and Abrasion.
- Patented Disc Guide to Prevent Any Side Loading.
- Connection: FNPT x FNPT.
- Made in Italy • Not lead free

NBR for water, oils and general purpose.
With VITON® Seal for fuels and hydrocarbons. Max working TEMPERATURE 325°F/125 psi steam

Add V to part# for Viton®





Brass In-Line Check

Part#	NBR List	Size	l	psi	Lbs	Case	Viton Part#	Viton List
944-401	20.27	1/4"	0.39	400	0.22	144		
944-402	20.27	3/8"	0.40	400	0.18	144	944-402V	20.88
944-403	22.42	1/2"	0.60	400	0.32	144	944-403V	24.92
944-404	32.52	3/4"	0.65	400	0.49	90	944-404V	32.70
944-405	40.12	1"	0.66	400	0.71	90	944-405V	42.17
944-406	63.05	1-1/4"	0.68	400	1.13	30	944-406V	67.25
944-407	94.90	1-1/2"	0.68	400	1.53	30	944-407V	99.81
944-408	136.78	2"	0.69	400	2.28	12	944-408V	133.88
944-409	293.75	2-1/2"	0.93	175	4.83	4		
944-410	397.82	3"	1.01	175	6.70	4		
944-411	640.09	4"	1.09	175	12.43	2		

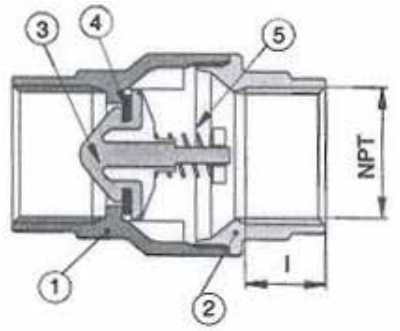

NO	Part	Material	PCS
1	BODY	BRASS	1
2	END CONNECTION	BRASS	1
3	DISC	POLYETHERIMIDE	1
4	SEAT	100002 NBR	1
		100003 Viton	1
5	SPRING	STAINLESS STEEL	1

316 SS 2-PC BALL VALVE, FULL PORT, THREADED END, 2000 PSI

- Investment Castings for body and cap.
- Internal Entry blow-out proof stem.
- Pressure rating: 2000PSI.
- Threaded Ends: ANSI B2,1
- Material: CF8M (316SS)
- Pressure test: API 598
- Generic Handles





LOCKING HANDLE

Part#	Size	D	L	H	W	N.M	lbs/ pc	Case	List Price
949-171	1/4"	0.36	2.13	2.13	4.33	.157	0.64	80	34.14
949-172	3/8"	0.50	2.13	2.16	4.33	.157	0.58	80	34.14
949-173	1/2"	0.59	2.24	2.28	4.53	.197	0.71	70	43.92
949-174	3/4"	0.79	2.76	2.40	4.53	.315	1.18	50	60.48
949-175	1"	0.98	3.50	3.03	6.04	.394	2.33	30	90.72
949-176	1-1/4"	1.25	4.12	3.19	6.04	.551	3.48	20	134.64
949-177	1-1/2"	1.50	4.05	3.54	6.10	.709	4.03	14	187.32
949-178	2"	1.96	4.90	4.25	6.10	.984	7.50	7	260.46

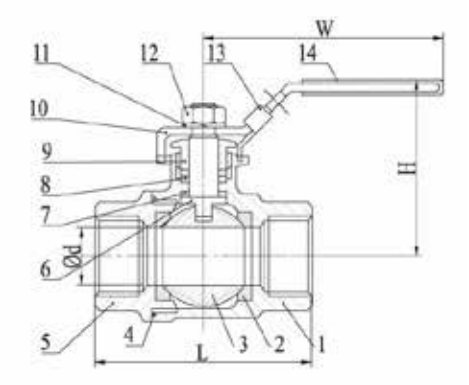

NO	Part	Material	QTY
1	BODY	316SS	1
2	BALL SEAT	PTFE	2
3	BALL	316SS	1
4	BODY SEAL	PTFE	1
5	CAP	316SS	1
6	STEM	SS316	1
7	THRUST WASHER	PTFE	1
8	PACKING	PTFE	1
9	GLAND NUT	SS304	1
10	HANDLE	SS304	1
11	WASHER	SS304	1
12	NUT	SS304	1
13	LOCK DEVICE	SS304	1
14	HANDLE COVER	PLASTIC	1

ONE PIECE STANDARD PORT BALL VALVE

316 Stainless Steel

1000 PSI

- Manufactured for harsh environments with female NPT threads.
- Locking handle for greater security.
- Standard port has restricted flow.
- Made with corrosion resistant stainless steel materials.
- PTFE seat and seals.
- Investment Castings for Body and Cap.
- Internal Entry Blow-out proof stem.
- Pressure rating: 1000PSI (PN63)
- Threaded Ends: ANSI B2.1
- Material: CF8M
- Pressure Test: API 598
- Generic handles



LOCKING HANDLE

Valves will accept a pad-lock on the handle.

dimensions (inches)

Part#	Size	D	L	H	W	Weight	Case	List Price
949-101	1/4"	0.20	1.53	1.53	3.03	0.19	150	32.68
949-102	3/8"	0.27	1.74	1.53	3.03	0.23	150	33.15
949-103	1/2"	0.36	2.24	1.73	3.46	0.41	100	36.82
949-104	3/4"	0.50	2.32	1.89	3.46	0.63	70	43.10
949-105	1"	0.59	2.80	2.24	4.29	0.86	50	55.21
949-106	1-1/4"	0.79	3.07	2.32	4.29	1.34	30	96.48
949-107	1-1/2"	0.98	3.26	2.76	5.14	2.00	25	98.29
949-108	2"	1.25	3.94	2.24	6.50	2.88	15	139.91

Larger sizes available on special order basis

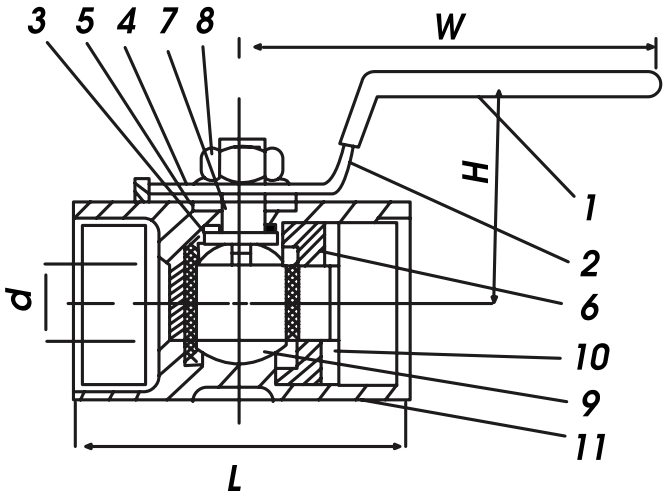

Item	Parts	Material
1	Plastic Cover	Plastic
2	Handle	AISI 304 SS
3	Thrust Washer	PTFE
4	Packing Ring	AISI 304 SS
5	Stem Packing	PTFE
6	Seat	PTFE
7	Seat	AISI 316 SS
8	Stem Nut	AISI 304 SS
9	Ball	316SS ASTM-A351 CF8M
10	Cap	316SS ASTM-A351 CF8M
11	Body	316SS ASTM-A351 CF8M

SS = Stainless Steel

316 SS TWO PIECE FULL PORT VALVES

TWO PIECE FULL PORT BALL VALVE

316 Stainless Steel

1000 PSI

Materials: CFM8M (SS316)

Features:

- Quality manufactured for harsh environments.
- Corrrosion resistant.
- Investment Casting body
- Working pressure 1000 psi for W.O.G.
- Adjustable stem packing
- Pure teflon seals and seats
- Temperature range: -60 to 450°F
- Blow-out proof stem and safe pressure-reducing hole
- 100% leakage tested at 100 psi air under water
- Hydrostatic test pressure: 1500 psi
- Locking handle w/ blue generic sleeve
- 125 Steam rated
- Generic Handles



Valves will accept a pad-lock on the handle.

dimensions (inches)

Part#	Size	D	L	H	W	Weight	Case	List Price
949-161	1/4"	0.36	2.13	2.13	4.33	0.51	80	33.86
949-162	3/8"	0.50	2.13	2.16	4.33	0.49	80	33.86
949-163	1/2"	0.59	2.24	2.28	4.17	0.69	70	41.74
949-164	3/4"	0.79	2.68	2.40	4.17	1.03	50	49.75
949-165	1"	0.98	3.15	2.50	4.88	1.40	30	74.23
949-166	1-1/4"	1.26	3.58	3.19	5.04	2.17	20	133.89
949-167	1-1/2"	1.49	4.05	3.54	6.10	3.33	12	176.42
949-168	2"	1.97	4.88	4.25	6.13	6.02	7	211.07
949-170	3"	3.15	7.28	5.71	9.06	21.01	2	466.51
949-180	4"	3.94	8.84	7.28	11.10	36.18	1	1220.30

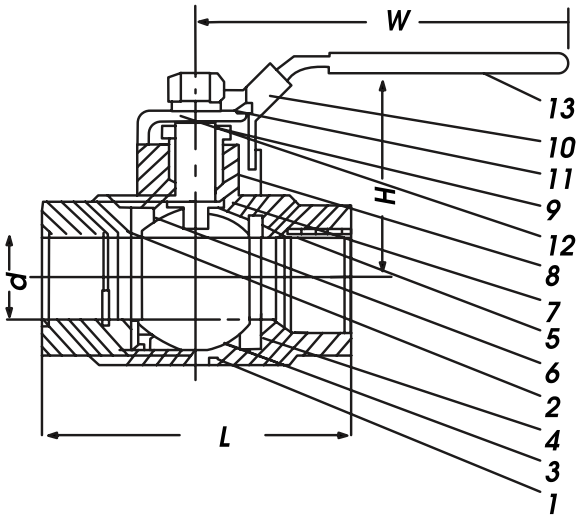

Item	Parts	Material
1	Body	316SS ASTM-A351 CF8M
2	Body Cap	316SS ASTM-A351 CF8M
3	Ball	316SS ASTM-A351 CF8M
4	Seat	Reinforced PTFE
5	Stem	AISI 316 SS
6	Seal	Reinforced PTFE
7	Thrust Washer	Reinforced PTFE
8	Packing	Reinforced PTFE
9	Gland Nut	AISI 304SS
10/11	Nut & Washer	AISI 304SS
12	Handle	AISI 304SS
13	Plastic Cover	Plastic

SS = Stainless Steel

STAINLESS STEEL MIN BALL VALVES

- 316 Stainless Steel
- Working pressure 400PSI
- Working Temperature -10°C to 150°C



FEMALE PIPE x FEMALE PIPE

Part#	Size	W	D	H	L	Weight	Case	List Price
46934SS	1/8"	.898	.197	.985	1.693	.18	150	19.50
46935SS	1/4"	.898	.276	.984	1.693	.21	150	19.50
46936SS	3/8"	.898	.276	.984	1.693	.19	150	20.46
46937SS	1/2"	.898	.362	1.114	1.811	.26	100	25.19



MALE PIPE x FEMALE PIPE

Part#	Size	W	D	H	L	Weight	Case	List Price
46930SS	1/8"	.898	.197	.985	1.693	.18	150	18.53
46931SS	1/4"	.898	.276	.984	1.693	.18	150	18.53
46932SS	3/8"	.898	.276	.984	1.693	.19	150	19.44
46933SS	1/2"	.898	.362	1.114	1.811	.26	100	24.56

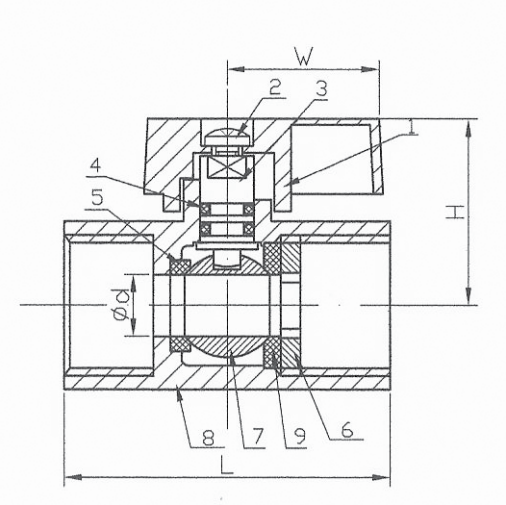

NO	Part	Material	QTY
1	LEVER	ALUMINIUM ALLOY	1
	HANDLES	PLASTIC	
2	BOLT	304	1
3	STEM	304/ 316	1
4	"O" RING	NBR	1~2
5	BALL SEAT (A)	PTFE	1
6	CAP	CF8/ CF8M	1
7	BALL	CF8/ CF8M	1
8	BODY	CF8/ CF8M	1
9	BALL SEAT (B)	PTFE	1

316 SS MINI BALL VALVES

MINI STAINLESS STEEL BALL VALVE ,WITH BUTTERFLY HANDLE

1000PSI WOG , 150PSI WSP
Temperature Range: -36°F to + 368°F
Full Port for 1/4" , Standard port for 3/8" and 1/2"
316 Stainless Steel body and Ball
Teflon seats and sealing

- Viton O-Ring
- #316 Stainless Steel
- Made in China



FEMALE PIPE X FEMALE PIPE

Part #	Size	Dimensions in						List
	FIP x FIP	d	L	B (Hex)	H	WTG	Box	Price
46-922SS	1/4"×1/4"	0.314"	2.34"	22.1/0.87"	1.5"	0.33	36	44.20
46-923SS	3/8"×3/8"	0.314"	2.39"	22.1/0.87"	1.5"	0.39	36	44.20
46-924SS	1/2"×1/2"	0.314"	2.81"	24.9/0.98"	1.5"	0.43	36	57.85



MALE PIPE X FEMALE PIPE

Part #	Size	Dimensions in						List
	MIP x FIP	d	L	B (Hex)	H	WTG	Box	Price
46-903SS	1/4"×1/4"	0.314"	2.45"	0.87"	1.5"	0.39	36	45.11
46-904SS	3/8"×3/8"	0.314"	2.45"	0.87"	1.5"	0.36	36	45.11
46-905SS	1/2"×1/2"	0.314"	2.81"	0.98"	1.5"	0.41	36	59.02



MALE PIPE X MALE PIPE

Part #	Size	Dimensions in						List
	MIP x MIP	d	L	B (Hex)	H	WTG	Box	Price
46-912SS	1/4"×1/4"	0.314"	2.59"	0.87"	1.5"	0.33	36	46.41
46-913SS	3/8"×3/8"	0.314"	2.65"	0.87"	1.5"	0.34	36	46.41
46-914SS	1/2"×1/2"	0.314"	2.47"	0.98"	1.5"	0.63	36	60.78

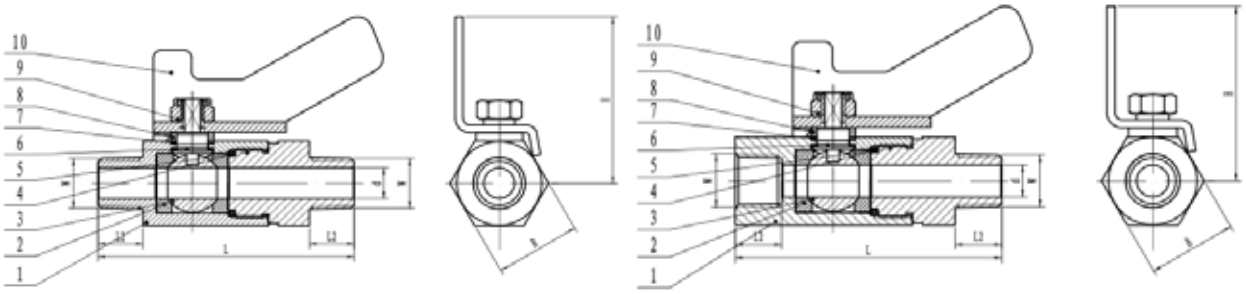

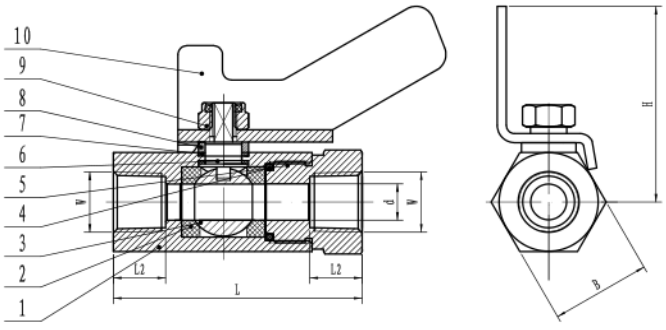

Part #	Part Name	Material
1	Body	S316
2	Seat	PTFE
3	Ball	S316
4	O-Ring	Viton
5	Cap	S316
6	Stem	S316
7	Stem Bottom Seal	PTFE
8	Stem Up Seal	PTFE
9	Nut	Steel
10	Handle	Steel

#304 STAINLESS STEEL

CHECK VALVE

- No Lead.
- Water wells need a check valve installed above the pumps between lengths of drop pipes.
- Opens & Closes with flow of media.
- No cracking pressure.
- Working pressure unavailable.
- Made in Taiwan



Dimensions (Inches)

Part#	Size	A NPT	B	C	Box/Case	List Price
949-430	1/2"	1/2"	1.26	2.43	10/100	37.68
949-431	3/4"	3/4"	1.50	2.72	10/80	52.04
949-432	1"	1"	1.77	3.23	10/60	67.18

More sizes available on a special order basis.

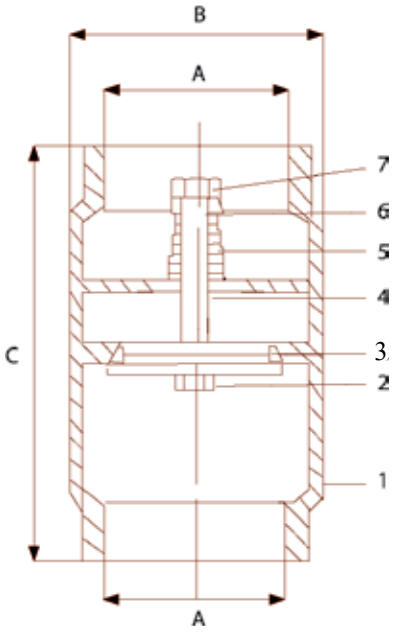

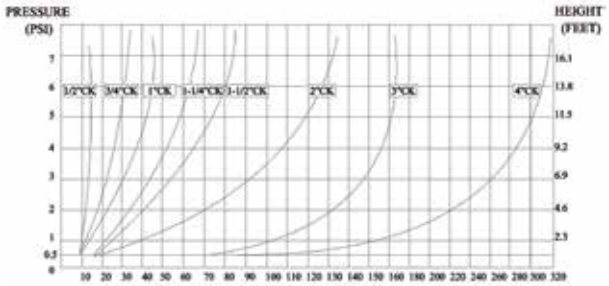

FLOW RATE GALLONS PER MINUTE

NO	Part	Material
1	Body	S.S 304
2	Stopper	S.S 304
3	O-Ring	Viton
4	Washer	PE
5	Spring	S.S 304
6	Cap	S.S 304
7	Nut	S.S 304

STAINLESS STEEL IN-LINE CHECK VALVE

High Capacity, Size 1/4"-2" 800 WOG

- Soft PTFE Seat for Bubble Tight Shutoff, Spring Loaded for Fast Seating Action
- Low Cracking Pressure 1/2 psi.
- Flow Profile Designed to Minimize Head Loss.
- Perfect Seating both at High and Low Pressure, Wide Temperature Range: +10° to 450°F.
- Corrosion Resistant-Excellent for use on Chemicals.
- ASTM A351-CF8M Investment Casting.
- Connection: FNPT x FNPT.
- 125WSP Saturated Steam.
- ANSI B1.20.1 Threads.
- Dual Guided Stem & Disc.
- Made in Italy



Stainless Steel In-Line Check

Part#	Size	D	L	psi	Lbs	List
949-401	1/4"	1.15	2.25	800	0.36	145.00
949-402	3/8"	1.16	2.25	800	0.34	145.00
949-403	1/2"	1.35	2.31	800	0.40	157.53
949-404	3/4"	1.81	2.87	800	0.85	215.00
949-405	1"	2.13	3.50	800	1.30	248.76
949-406	1-1/4"	2.46	4.18	800	2.50	496.88
949-407	1-1/2"	2.88	4.93	800	3.40	690.63
949-408	2"	3.56	6.00	800	6.0	1012.75

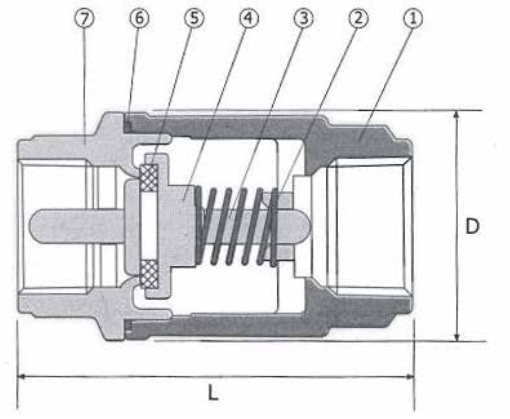

NO	Part	Material	PCS
1	BODY	ASTM A351-CF8M	1
2	SPRING	SS316	1
3	CENTER GUIDE	ASTM A351-CF8M	1
4	DISC	ASTM A351-CF8M	1
5	SEAT	PTFE	1
6	GASKET	PTFE	1
7	END CAP	ASTM A351-CF8M	1

SPRING CHECK VALVE

- Working Pressure: 1500PSI (PN100)
- Working Temperature: -10 -150°C
- Opening Pressure: 2~3PSI
- Suitable Medium: W.O.G.
- Threaded End: NPT
- Made in China

FEMALE PIPE x FEMALE PIPE



Part#	Size	L	C	D	B	E	lbs/ pc	Case	List Price
949-451	1/4"	2.165	.217	.748	.699	.394	.19	200	30.24
949-452	3/8"	2.165	.295	.866	.787	.394	.21	160	30.24
949-453	1/2"	2.165	.413	1.063	.945	.472	.31	100	34.92
949-454	3/4"	2.677	.591	1.417	1.26	.472	.71	60	50.70
949-455	1"	3.268	.787	1.693	1.496	.591	1.14	36	68.28

MALE PIPE x FEMALE PIPE



Part#	Size	L	C	D	B	E	lbs/ pc	Case	List Price
949-471	1/4"	2.165	.217	.748	.699	.394	.176	200	30.24
949-472	3/8"	2.165	.295	.866	.787	.394	.22	160	30.24
949-473	1/2"	2.165	.413	1.063	.945	.472	.27	100	34.92
949-474	3/4"	2.677	.591	1.417	1.26	.472	.62	65	50.70
949-475	1"	3.268	.787	1.693	1.496	.591	1.05	40	68.28

FLOWS MALE -> FEMALE

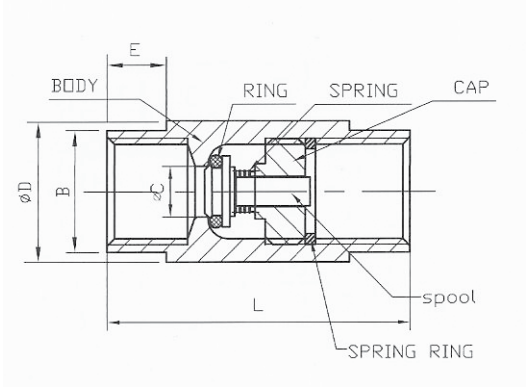

NO	Part	Material	QTY
1	BODY	316	1
2	RING	Rubber	1
3	SPRING	304	1
4	CAP	CF8M	1
5	SPOOL	304/316	1
6	SPRING RING	304	1

Y-SPRING CHECK VALVE

- Working Pressure: 800PSI (PN55)
- Working Temperature: -10 -150°C
- Opening Pressure: 1.5PSI
- Suitable Medium: W.O.G.
- Made in China



Part#	Size	L	H	D	lbs/ pc	Case	List Price
949-481	1/4"	2.559	1.661	.472	.44	70	35.10
949-482	3/8"	2.559	1.661	.472	.51	70	35.10
949-483	1/2"	2.559	1.634	.591	.51	100	39.00
949-484	3/4"	3.15	2.067	.787	.93	80	63.42
949-485	1"	3.543	2.657	.984	1.25	40	102.42
949-486	1-1/4"	4.134	2.795	1.26	2.20	30	117.06
949-487	1-1/2"	4.724	3.169	1.575	3.24	24	156.06
949-488	2"	5.512	3.74	1.969	5.21	10	224.34

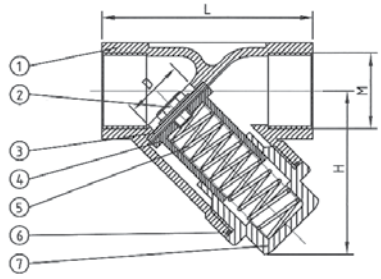

NO	Part	Material	QTY
1	BODY	CF8M/ CF8	1
2	BOLT	304	1
3	SEAT	Teflon	1
4	DISC	304	1
5	SPRING	304	1
6	GASKET	Teflon	1
7	CAP	CF8M/ CF8	1

2PC BARREL TYPE SPRING CHECK VALVE

- Working Pressure: 300PSI (PN20)
- Working Temperature: -10 -120°C
- Opening Pressure: 2PSI
- Suitable Medium: W.O.G.
- Threaded end: NPT
- Made in China



Part#	Size	L	D	lbs/pc	Case	List Price
949-441	1/4"	2.00	1.142	.27	100	30.24
949-442	3/8"	2.00	1.142	.24	100	30.24
949-443	1/2"	2.24	1.28	.36	100	34.92
949-444	3/4"	2.44	1.594	.54	60	45.84
949-445	1"	2.95	1.89	.88	30	66.30
949-446	1-1/4"	3.23	2.362	1.39	18	81.90
949-447	1-1/2"	3.46	2.756	1.81	25	113.16
949-448	2"	3.94	3.425	2.86	14	175.56

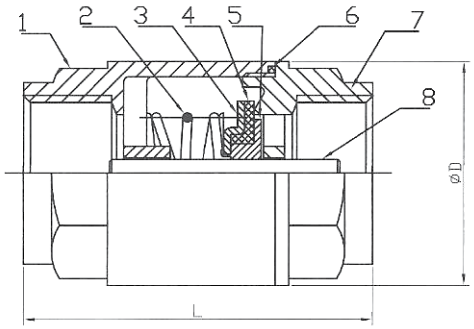

NO	Part	Material	QTY
1	BODY	CF8M/ CF8	1
2	BOLT	304	1
3	SEAT	PTFE	1
4	DISC	304	1
5	SPRING	316/ 304	1
6	GASKET	PTFE	1
7	CAP	CF8M/ CF8	1

#316 SS Y STRAINER

- Investment Castings for Body
- Pressure Rating: 800PSI (PN40)
- Threaded Ends: ANSI B2.1
- Material: CF8M (#316 SS)
- Pressure Test: API 598
- Made in China

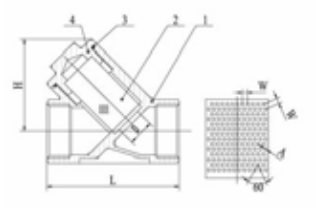



- 40 Mesh screen

	Part	Material	QTY
1	BODY	CF8M	1
2	SCREEN	SS316	1
3	JOINT GASKET	PTFE	1
4	BONNET	CF8M	1

Part #	Size	d	L	H	W	ØA	Lbs	List Price
949-521	1/4"	.38"	2.53	51	1.69	1	0.44	27.41
949-522	3/8"	.48"	2.53	51	1.69	1	0.38	27.41
949-523	1/2"	.59"	2.53	51	1.76	1	0.46	28.50
949-524	3/4"	.79"	3.12	60	2.07	1	0.69	37.85
949-525	1"	.98"	3.57	72	2.67	1	1.27	57.06
949-526	1-1/4"	1.26"	4.17	77	2.9	1	1.74	68.09
949-527	1-1/2"	1.57"	4.71	87	3.23	1	2.38	93.42
949-528	2"	1.96"	5.49	102	3.88	1	3.57	128.88

316 SS SWING CHECK VALVE

- 200PSI(PN16)
- Threaded Ends: ANSI B2.1
- Material: CF8M (#316 SS)
- Pressure Test: API 598
- Made in China



	Part	Material	QTY
1	BODY	CF8M	1
2	DISC	CF8M	1
3	PIPE PLUG	CF8	1
4	SCREW	CF8	1
5	SCREW GASKET	PTFE	1
6	CAP	CF8M	1
7	CAP GASKET	PTFE	1

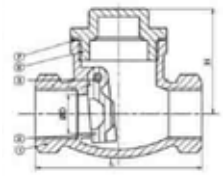

Part #	Size	D	L	W	Lbs	List Price
949-353	1/2"	.59"	2.45	1.66	0.53	39.86
949-354	3/4"	.79"	2.92	1.82	0.73	49.42
949-355	1"	.98"	3.41	2.06	1.2	64.02
949-356	1-1/4"	1.26"	3.93	2.32	1.79	75.93
949-357	1-1/2"	1.57"	4.54	2.54	2.18	126.15
949-358	2"	1.96"	5.3	2.78	3.03	146.04

CF8 = 304SS
CF8M = 316SS

316 SS GLOBE VALVES

- 200PSI(PN16)
- Threaded Ends: ANSI B2.1
- Material: CF8M (#316 SS)
- Pressure Test: API 598
- Made in China



	Part	Material	QTY
1	BODY	CF8M	1
2	DISC	CF8M	1
3	STEM	304SS	1
4	CAP	CF8M	1
5	SEAL	PTFE	1
6	GASKET	304SS	1
7	PACKING	PTFE	1
8	GASKET	CF8	1
9	GLAND	304SS	1
10	NUT	304SS	1
11	SPRING WASHER	CF8	1
12	HANDLE WHEEL	Steel	1

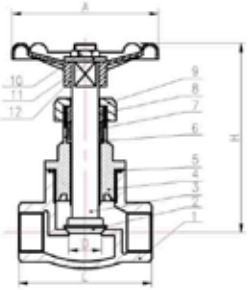

Part #	Size	L	Lbs	List Price
949-303	1/2	2.64	0.89	34.33
949-304	3/4	3.19	1.3	44.72
949-305	1	3.46	1.72	62.43
949-306	1-1/4	3.81	2.33	88.45
949-307	1-1/2	4.25	3.11	98.76
949-308	2	5.1	4.38	156.08

316 SS GATE VALVES

- 200PSI(PN16)
- Threaded Ends: ANSI B2.1
- Material: CF8M (#316 SS)
- Pressure Test: API 598
- Made in China



	Part	Material	QTY
1	BODY	CF8M	1
2	DISC	CF8M	1
3	SEAL	CF8M	1
4	CAP	CF8M	1
5	SEAL	PTFE	1
6	STEM	304SS	1
7	SEAL	PTFE	1
8	GLAND	304SS	1
9	NUT	304SS	1
10	HANDLE WHEEL	Steel	1
11	GASKET	PTFE	1
12	CAP NUT	CF8	1

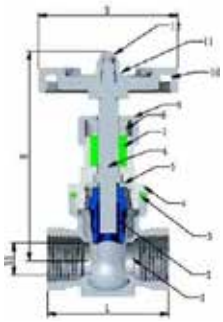

Part #	Size	L	D	D1	H	Lbs	List Price
949-253	1/2	2.07	2.54	0.55	3.37	0.78	37.45
949-254	3/4	2.28	2.89	0.74	4.03	0.99	46.79
949-255	1	2.42	2.89	0.95	4.46	1.25	63.70
949-256	1-1/4	2.79	3.06	1.18	4.86	1.76	95.49
949-257	1-1/2	2.92	3.79	1.49	5.53	2.59	121.75
949-258	2	3.3	4.17	1.85	6.12	3.54	177.95

STANDARD PORT CARBON STEEL BALL VALVE

- For chemical and industrial applications.
- Blow-out proof stem design.
- 100% air tested under water, at 100 psi, open and closed positions.
- Made in China
- Generic handles

SPECIFICATIONS

- Working Pressure: 1/4" ~ 1" 2000 psi WOG,
  1-1/4" ~ 2" 1500 psi WOG,
- Temperature Range: -60^0 to 450^{0}F
- End types: Threaded
- 1 piece ball valve
- Reinforced PTFE seat

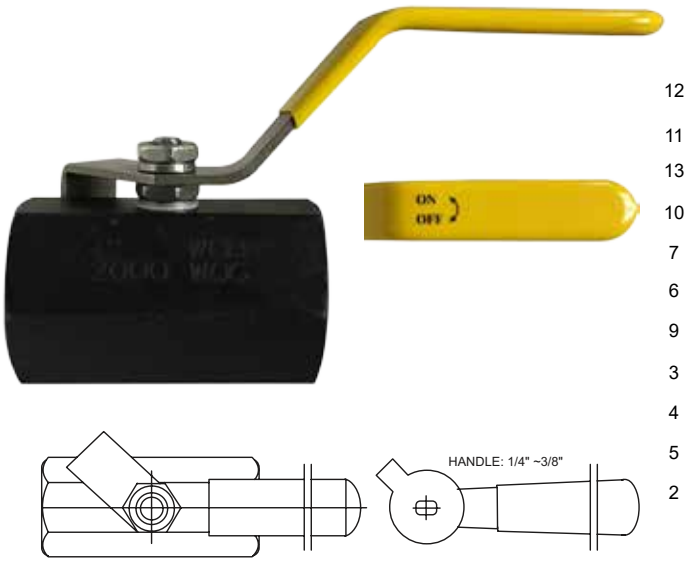

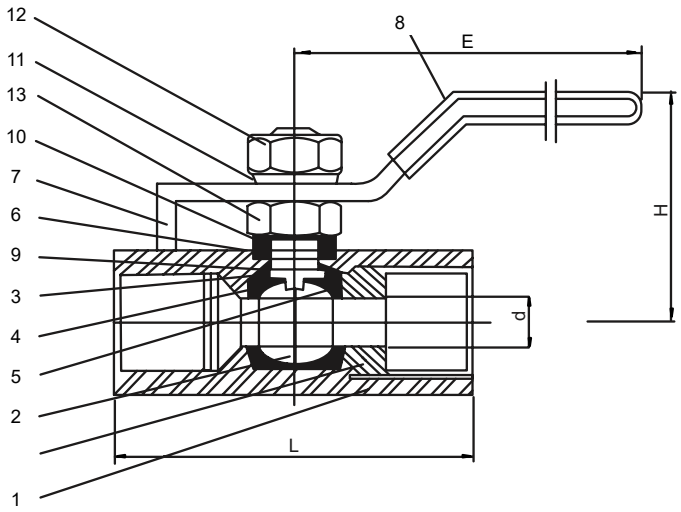

2000 PSI STANDARD PORT

Part #	Size	d	H	E	L	WTG	Box/ Case	List Price
949-121	1/4	.20	1.38	2.95	1.71	0.25	24/96	44.28
949-122	3/8	.28	1.30	3.27	1.87	0.32	100/200	45.58
949-123	1/2	.36	2.36	4.53	2.20	0.67	50/100	47.94
949-124	3/4	.49	2.72	4.53	2.58	1.06	50/100	49.96
949-125	1	.59	2.95	5.00	3.19	1.17	25/50	63.30
949-126	1-1/4	.78	3.07	5.29	3.94	3.15	15/30	109.08
949-127	1-1/2	0.98	3.39	5.29	3.94	2.15	15/30	120.33
949-128	2	1.26	3.86	5.29	4.49	6.21	10/20	204.69

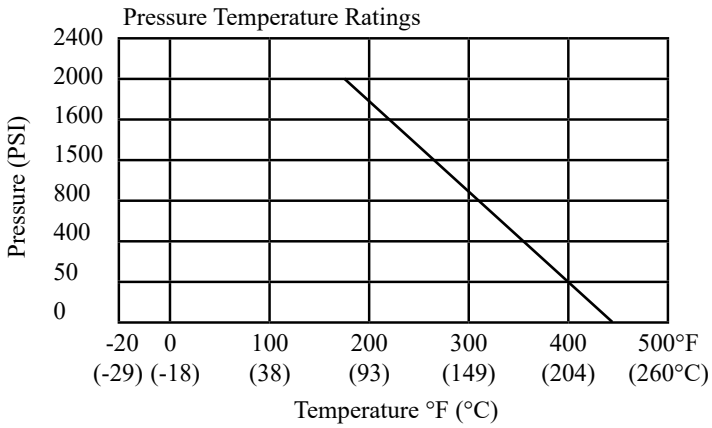

Item	Parts	Material
1	Body	ASTM A216 WCB
2	Ball	ASTM A351 CF8
3	Stem	304
4	Ball Seat	PTFE
5	Cap Seal	PTFE
6	Packing	PTFE
7	Handle	SS304
8	Handle Sleeve	Vinyl Grip
9	Thrust Washer	PTFE
10	Gland	SS304
11	Washer	SS304
12	Handle Nut	SS304
13	Stem Nut	SS304

2000 PSI CARBON STEEL 2PC FULL PORT BALL VALVE

• 2 PIECE

SPECIFICATIONS

- Working Pressure: 2000 PSI (138 Bar)
- Temperature Range: -10° C-150° C
- Suitable medium: WOG
- Threaded End conforms to ANSI B1.20.1
- Made in China
- Generic handle



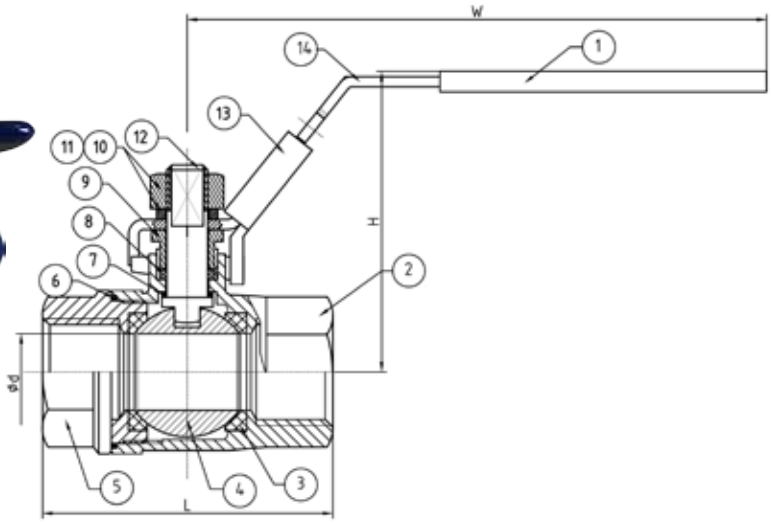

2000 PSI FULL PORT

Part #	Size	d	L	H	W	WTG	Box/ Case	List Price
949-111	1/4	0.36	2.13	2.13	4.33	0.59	70	48.15
949-112	3/8	0.50	2.13	2.17	4.33	0.59	70	48.15
949-113	1/2	0.59	2.24	2.28	4.33	0.75	60	53.12
949-114	3/4	0.79	2.76	2.40	4.33	1.17	50	58.63
949-115	1	0.98	3.25	3.03	5.04	1.88	30	67.60
949-116	1-1/4	1.26	3.58	3.19	5.04	2.45	20	119.58
949-117	1-1/2	1.50	4.06	3.54	6.10	4.06	20	131.32
949-118	2	1.97	4.90	4.25	6.10	2.43	7	225.86

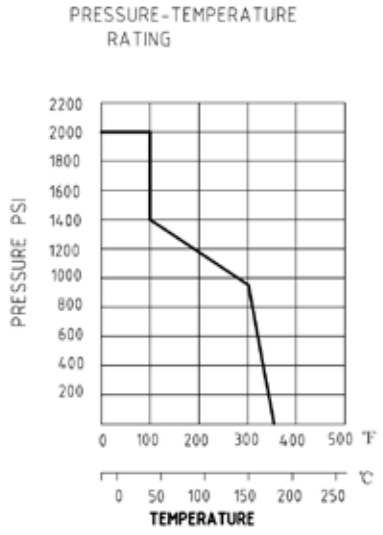

Item	Parts	Material
1	Handle cover	Plastic
2	Body	CF8M
3	Ball seat	PTFE
4	Ball	CF8M
5	Cap	CF8M
6	Joint gasket	PTFE
7	Thrust washer	PTFE
8	Stem packing	PTFE
9	Gland nut	304
10	Spring washer	304
11	Stem nut	304
12	Stem	316
13	Lock device	304
14	Handle	304

HIGH PRESSURE FULL PORT 2-WAY VALVES

FULL PORT Two-Way



BKH

Part Number	Thread	Working Pressure	List Price
GE2-14-NPT	1/4" NPT	7250 PSI	53.81
GE2-38-NPT	3/8" NPT	7250 PSI	52.65
GE2-12-NPT	1/2" NPT	7250 PSI	66.95
GE2-34-NPT	3/4" NPT	5800 PSI	128.15
GE2-1-NPT	1" NPT	5075 PSI	160.20
GE2-114T-NPT*	1-1/4" NPT	5000 PSI	188.10
GE2-112T-NPT*	1-1/2" NPT	5000 PSI	250.00
GE2-2T-NPT	2" NPT	5000 PSI	428.57

Part Number	Thread	Working Pressure	List Price
GE2-04-SAE	7/16-20 UNF	7250 PSI	53.80
GE2-06-SAE	9/16-18 UNF	7250 PSI	54.82
GE2-08-SAE	3/4-16 UNF	7250 PSI	75.53
GE2-12-SAE	1-1/16-12 UNF	5800 PSI	115.52
GE2-16-SAE	1-5/16-12 UNF	5000 PSI	145.31
GB2-20T-SAE+	1-5/8-12 UNF	5000 PSI	SAE+
GB2-24T-SAE+	1-7/8-12 UNF	5000 PSI	SAE+
GB2-32T-SAE+	2-1/2-12 UNF	5000 PSI	SAE+

*** Reduced Port**
+ 'L' flow pattern

Temp Rating = -22° - 212°F

Construction: Steel Body, Ball, Stem
Zinc Chromate Plate
Buna "O" Rings (Viton on request)
Delrin Ball Seats

FULL PORT Three-Way



BK3

Part Number	Thread	Working Pressure	List Price
GE3L-14-NPT	1/4" NPT	5880 PSI	142.86
GE3L-38-NPT	3/8" NPT	5880 PSI	108.84
GE3L-12-NPT	1/2" NPT	5145 PSI	116.10
GE3L-34-NPT	3/4" NPT	5145 PSI	167.62
GE3L-1-NPT	1" NPT	5145 PSI	203.17
GE3L-114T-NPT	1 1/4" NPT	4500 PSI	1073.92
GE3L-112T-NPT	1 1/2" NPT	4500 PSI	1668.80
GE3L-2T-NPT	2" NPT	4500 PSI	1456.69

Part Number	Thread	Working Pressure	List Price
GE3L-04-SAE	7/16-20 UNF	5880 PSI	177.72
GE3L-06-SAE	9/16-18 UNF	5880 PSI	185.79
GE3L-08-SAE	3/4-16 UNF	5145 PSI	222.15
GE3L-12-SAE	1-1/16-12 UNF	5145 PSI	179.95
GE3L-16-SAE	1-5/16-12 UNF	5145 PSI	214.06
GB3L-20T-SAE+	1-5/8-12 UNF	4500 PSI	SAE+
GB3L-24T-SAE+	1-7/8-12 UNF	4500 PSI	SAE+
GB3L-32T-SAE+	2-1/2-12 UNF	4500 PSI	SAE+

+ 'L' flow pattern

Temp Rating = -22° - 212°F

Construction: Steel Body, Ball, Stem
Zinc Chromate Plate
Buna "O" Rings (Viton on request)
Delrin Ball Seats

CHECK VALVES - HARD SEAT CARBON STEEL CONSTRUCTION - 5lb Cracking Pressure

• w/ NPT threads



A (NPT Female both ends)

Part #	A Size	B Inches	C Inches	Rated Flow gpm	PSI	List Price
100025	1/4 NPT	2.44	.87	6	5,000	38.52
100035	3/8 NPT	2.87	.95	10	5,000	44.85
100045	1/2 NPT	3.76	1.26	18	5,000	60.35
100065	3/4 NPT	4.30	1.50	30	5,000	81.00
100085	1 NPT	4.74	1.83	36	5,000	118.92
1000105	1-1/4 NPT	5.56	2.40	50	3,000	281.14
1000125	1-1/2 NPT	5.56	2.56	60	3,000	138.86

CHECK VALVES - HARD SEAT CARBON STEEL CONSTRUCTION - 65lb Cracking Pressure



Part #	A Size	B Inches	C Inches	Rated Flow gpm	PSI	List Price
1000265	1/4NPT	2.45	.87	6	5,000	35.00
1000365	3/8NPT	2.91	.94	10	5,000	43.00
1000465	1/2NPT	3.74	1.18	18	5,000	55.00
1000665	3/4NPT	4.29	1.26	30	5,000	80.95
1000865	1NPT	5.00	1.81	36	5,000	112.00
10001065	1-1/4NPT	5.20	2.41	50	3,000	158.00
10001265	1-1/2NPT	5.20	2.56	60	3,000	162.00

CHECK VALVES - 5lb Cracking Pressure

• w/ SAE threads



Part #	A Size	B Inches	C Inches	Rated Flow gpm	PSI	List Price
100145	7/16-20 SAE	2.56	.87	6	5,000	32.00
100165	9/16-18 SAE	2.91	.94	10	5,000	45.45
100185	3/4-16 SAE	3.74	1.18	18	5,000	57.06
1001125	1-1/6-12 SAE	4.29	1.50	30	3,000	103.84
1001165	1-5/16-12 SAE	5.00	1.81	36	3,000	113.09
1001205	1-5/8-12 SAE	5.20	2.41	50	3,000	235.83
1001245	1-7/8-12 SAE	5.20	2.56	60	3,000	161.96

CHECK VALVES - 65lb Cracking Pressure

• w/ SAE threads



Part #	A Size	B Inches	C Inches	Rated Flow gpm	PSI	List Price
1001465	7/16-20 SAE	2.56	.87	6	5,000	37.00
1001665	9/16-18 SAE	2.91	.94	10	5,000	45.00
1001865	3/4-16 SAE	3.74	1.18	18	5,000	58.00
10011265	1-1/6-12 SAE	4.29	1.50	30	3,000	87.00
10011665	1-5/16-12 SAE	5.00	1.81	36	3,000	123.00
10012065	1-5/8-12 SAE	5.20	2.41	50	3,000	175.00
10012465	1-7/8-12 SAE	5.20	2.56	60	3,000	179.00

Rated Pressure: Sizes 2 thru 8 - 5000 psi / Sizes 10 thru 24 - 3000 psi

• Soft Seat available by special quote

WHITE PVC BALL VALVES

•Quarter turn
•Solvent ends comply with ASTM D2466
•Designed for use in residential, commercial & industrial system as well as waste water, chemical, agricultural applications, marine, food processing, swimming pools.
•Corrosion resistant
•EPDM seal • FULL PORT •EPDM O-ring
•Fits both Sch. 40 & 80 pipe •NSF approved
•Rated for 150 PSI at 73°F • Threaded ends comply with ANSI B1.20.1



MOLDED IN PLACE - WHITE PIPE THREADS

Part#	Size	Case	List Price
940-284	1/2"	100	5.14
940-285	3/4"	100	7.99
940-286	1"	100	11.99
940-287	1-1/4"	100	21.99
940-288	1-1/2"	48	22.03
940-289	2"	24	38.07
940-291	3"	12	139.43
940-292	4"	6	193.12



WHITE SOCKET - SLIP X SLIP

Part #	Size	Case	List Price
940-294	1/2"	100	6.07
940-295	3/4"	100	8.56
940-296	1"	100	12.44
940-297	1-1/4"	100	21.62
940-298	1-1/2"	48	26.75
940-299	2"	24	29.03
940-300	2-1/2"	12	102.83
940-301	3"	12	136.84
940-302	4"	6	259.71

GREY PVC BALL VALVES

FEATURES

- Sizes range from 1/2" to 4"
- Excellent flow characteristics
- Leak-tight shut-off
- EPPM O-Ring
- SCH 80
- Test pressure: 225 psi @ 73°F
- Working Pressure: 150 psi @ 73°F



FIP X FIP THREADED BALL VALVE

Part #	Size	Case	List Price
899000	1/2"	100	16.75
899001	3/4"	100	16.08
899002	1"	100	22.83
899003	1-1/4"	100	28.57
899004	1-1/2"	48	47.71
899005	2"	24	60.02



SLIP X SLIP BALL VALVE

Part #	Size	Case	List Price
899050	1/2"	100	15.80
899051	3/4"	100	17.28
899052	1"	100	20.60
899053	1-1/4"	100	25.04
899054	1-1/2"	48	53.69
899055	2"	24	67.22

INLINE PLASTIC SPRING CHECK VALVE

Socket x Socket

• 200 PSI working pressure @ 77°F .5 PSI to open.



Part#	Size	List Price
940-325	1/2"	15.37
940-326	3/4"	15.23
940-327	1"	21.73
940-328	1-1/4"	29.13
940-329	1-1/2"	30.65
940-330	2"	36.01

INLINE PLASTIC SPRING CHECK VALVE FEMALE THREADED ENDS

• 200 PSI working pressure @ 77°F .5 PSI to open.



Part#	Size	List Price
940-331	1/2"	14.42
940-332	3/4"	17.06
940-333	1"	20.93
940-334	1-1/4"	29.04
940-335	1-1/2"	52.10
940-336	2"	50.58

PLASTIC DRUM FAUCETS

• Pipe threads to ANSI B1.20.1 • Hose threads to ANSI B 1.20.7

The FLO-RITE faucet has been engineered to meet the demand for greater chemical resistance, using linear polyethylene for the stem.



"FLO-RITE" DRUM FAUCET

Part #	Size	List Price
46-277	3/4"	17.11

DRUM & BARREL FAUCET VALVE

- Die cast body w/ nylon seat and steel spring.
- For use with all petroleum products except trichlorethylene.



G261N

Not suitable for potable water

SELF-CLOSING DRUM & BARREL FAUCET

Part #	Size	List Price
46-270	3/4"	13.87

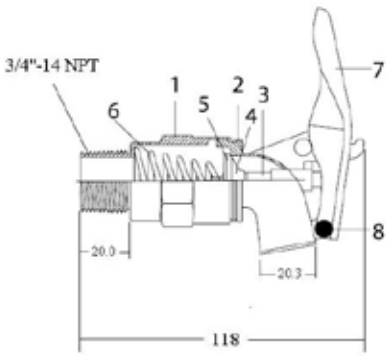

Part #	Part Name	Material
1	Body	Zinc
2	Bonnet	Zinc
3	Stem	Steel
4	Disc	Plastic
5	Seal	Rubber
6	Spring	Zinc plated steel
7	Handle	Aluminum
8	Rivet	Aluminum

NIPPLES & FITTINGS



BRASS & BRONZE 210-288

Brass Nipples - Sch 40 211-217
C/P Brass Nipples 218
Bronze Fittings 219-227
Lead Free Bronze Fittings 219-227
C/P Fittings 227
Bronze Cleanout Plugs 228
Bronze Drop Ear Elbows 228
Bronze Barbs for PL. Pipe 229
Steel Barbs for PL. Pipe 229
Lead Free Bronze Barbs for PL. Pipe 230
Stainless Steel Barbs for PL. Pipe 230
Stainless Steel Well Couplings 230
Stainless Steel Merchant Couplings 230

STAINLESS STEEL 231-244

Stainless Nipples 231-236
150# Cast SS Fittings 237-244

BLACK & GALVANIZED 245-281

Sch. 40 Welded Steel Nipples 245-253
Sch. 80 Seamless Steel nipple 254-259
Sch. XXS Seamless Steel Nipple 260
Groove Nipples 261-262
Merchant Couplings 263
API Line Couplings 264
Malleable Fittings 265-273
Steel Fittings 274-275
300# Malleable 276-277

Bull Plugs and Swages 278-279
Forged Steel Fanges 280-281

Copper Fittings 282-288



We hereby certify that to the best of our knowledge and belief the CDA 230 alloy seamless Red Brass Pipe from which our nipples are produced meet the requirements of ASTM Specifications B43 and is free of mercury contamination. The chemical analysis is 85% copper, 15% Zinc and conforms to federal Specifications WWN-351. Our brass nipples meet ANSI/ASTM B687-96 and MS51846 for standard brass nipples, and MS51872 for extra heavy brass nipples.

Threads: Nipples are threaded with American Standard taper pipe threads (NPT) in accordance with screw-thread standard for Federal Services Handbook H-58. ANSI B1.20.1

This product is certified by NSF to NSF/ANSI 61 for use in drinking water supplies of pH 6.5 and above.

- ASTM B43
- ANSI B1.20.1, WW-N-351
- ANSI/ ASTM B687-96
- NSF-61 Approved
- MS51846 STD Brass Nipples
- RoHS compliant

STANDARD RED BRASS 85%
PIPE WITH THREADED ENDS SPECIFICATIONS:

Pipe Size in Inches	Dimension in Inches		
	O.D.	I.D.	Wall Thickness
1/8"	.405	.281	.062
1/4"	.540	.376	.082
3/8"	.675	.495	.090
1/2"	.840	.626	.107
3/4"	1.050	.822	.114
1"	1.315	1.063	.126
1-1/4"	1.660	1.368	.146
1-1/2"	1.900	1.600	.150
2"	2.375	2.063	.156
2-1/2"	2.875	2.501	.187
3"	3.500	3.062	.219
3-1/2"	4.000	3.500	.250
4"	4.500	4.000	.250
4-1/2"	5.000	4.500	.250
5"	5.563	5.063	.250
6"	6.625	6.125	.250

Allowable Pressure POUNDS PER SQUARE INCH				
Standard Size (Inches)	@ 100° F	@ 200° F	@ 300° F	@ 400° F
1/8"	370	370	320	140
1/4"	870	870	760	330
3/8"	890	890	780	340
1/2"	900	900	790	340
3/4"	810	810	710	310
1"	630	630	560	240
1-1/4"	690	690	610	260
1-1/2"	630	630	560	240
2"	540	540	480	210
2-1/2"	450	450	390	170
3"	510	510	450	190
3-1/2"	570	570	500	220
4"	510	510	440	190
5"	410	410	360	160
6"	340	340	300	130

No-Lead 125LB seamless Threaded Red Brass Nipples - 2200

LEAD FREE

LEAD FREE



LEAD FREE

1/8" - 27

1/8" DIAMETER SCH 40 SEAMLESS

Part #	Size	Box/Case	Approx. Wt. Lbs.	List Price
40-001	Close (3/4")	25/400	0.02	4.37
40-002	x 1-1/2"	25/400	0.03	4.94
40-003	x 2"	25/400	0.04	5.29
40-004	x 2-1/2"	25/400	0.05	6.01
40-005	x 3"	25/400	0.06	6.48
40-006	x 3-1/2"	25/400	0.07	7.00
40-007	x 4"	25/400	0.08	7.85
40-008	x 4-1/2"	25/400	0.10	8.87
40-009	x 5"	25/400	0.11	9.60
40-010	x 5-1/2"	25/400	0.12	10.38
40-011	x 6"	25/400	0.13	11.13
40-012	x 7"	25/400	0.15	13.22
40-013	x 8"	25/400	0.17	14.59
40-014	x 9"	25/400	0.19	17.93
40-015	x 10"	25/400	0.21	19.61
40-017	x 12"	25/400	0.25	22.65
40-018	x 14"	1/1	0.29	24.37
40-019	x 16"	1/1	0.34	22.76



LEAD FREE

1/4"-18

1/4" DIAMETER SCH 40 SEAMLESS

Part #	Size	Box/Case	Approx. Wt. Lbs.	List Price
40-020	Close (7/8")	25/400	0.03	5.09
40-021	x 1-1/2"	25/400	0.05	5.90
40-022	x 2"	25/400	0.07	6.68
40-023	x 2-1/2"	25/400	0.09	7.24
40-024	x 3"	25/400	0.11	8.49
40-025	x 3-1/2"	25/400	0.13	9.24
40-026	x 4"	25/400	0.14	10.87
40-027	x 4-1/2"	25/400	0.16	11.81
40-028	x 5"	25/400	0.18	12.86
40-029	x 5-1/2"	25/400	0.20	13.95
40-030	x 6"	25/400	0.22	15.69
40-031	x 7"	25/200	0.25	17.88
40-032	x 8"	25/200	0.29	19.59
40-033	x 9"	25/200	0.33	21.77
40-034	x 10"	25/200	0.36	23.90
40-035	x 11"	25/200	0.40	31.71
40-036	x 12"	25/200	0.43	28.23

See page 7 for Yellow Brass Nipples



LEAD FREE

3/8"-18

3/8" DIAMETER SCH 40 SEAMLESS

Part #	Size	Box/Case	Approx. Wt. Lbs.	List Price
40-040	Close (1")	25/400	0.05	5.29
40-041	x 1-1/2"	25/400	0.08	6.26
40-042	x 2"	25/400	0.10	7.60
40-043	x 2-1/2"	25/400	0.13	8.23
40-044	x 3"	25/400	0.16	10.08
40-045	x 3-1/2"	25/400	0.18	10.87
40-046	x 4"	25/400	0.21	12.94
40-047	x 4-1/2"	25/300	0.23	16.76
40-048	x 5"	25/300	0.26	15.10
40-049	x 5-1/2"	25/300	0.29	16.42
40-050	x 6"	25/300	0.31	17.78
40-051	x 7"	25/200	0.36	21.57
40-052	x 8"	25/150	0.42	24.18
40-053	x 9"	25/150	0.47	34.78
40-054	x 10"	25/100	0.52	28.81
40-055	x 11"	25/100	0.57	31.45
40-056	x 12"	25/100	0.62	34.11



LEAD FREE

1/2" - 14

1/2" DIAMETER SCH 40 SEAMLESS

Part #	Size	Box/Case	Approx. Wt. Lbs.	List Price
40-060	Close (1-1/8")	25/400	0.09	7.04
40-061	x 1-1/2"	25/400	0.12	8.15
40-062	x 2"	25/400	0.16	9.58
40-063	x 2-1/2"	25/300	0.20	11.40
40-064	x 3"	25/300	0.23	13.39
40-065	x 3-1/2"	25/300	0.27	15.27
40-066	x 4"	25/200	0.31	17.50
40-067	x 4-1/2"	25/200	0.35	19.01
40-068	x 5"	25/200	0.39	20.93
40-069	x 5-1/2"	25/200	0.43	23.00
40-070	x 6"	25/200	0.47	25.49
40-071	x 7"	25/100	0.55	29.52
40-072	x 8"	25/100	0.62	33.08
40-073	x 9"	25/100	0.70	36.71
40-074	x 10"	25/75	0.78	40.61
40-075	x 11"	25/75	0.86	54.03
40-076	x 12"	25/75	0.94	48.30

Behind every great man is a woman rolling her eyes. - Jim Carrey

SCH 40 SEAMLESS | BRASS NIPPPLES



LEAD FREE

3/4" - 14

3/4" DIAMETER SCH 40 SEAMLESS

Part #	Length	Box/Case	Approx. Wt. Lbs.	List Price
40-080	Close (1- 3/8")	25/400	0.15	10.16
40-081	x 1-1/2"	25/400	0.16	10.84
40-082	x 2"	25/300	0.21	12.79
40-083	x 2-1/2"	25/300	0.27	14.84
40-084	x 3"	25/200	0.32	17.11
40-085	x 3-1/2"	25/200	0.37	19.22
40-086	x 4"	25/150	0.43	22.34
40-087	x 4-1/2"	25/150	0.48	24.28
40-088	x 5"	25/100	0.53	26.81
40-089	x 5-1/2"	25/100	0.59	29.28
40-090	x 6"	25/100	0.64	32.62
40-091	x 7"	25/75	0.75	38.21
40-092	x 8"	25/75	0.85	43.04
40-093	x 9"	25/75	0.96	47.65
40-094	x 10"	25/50	1.06	52.51
40-095	x 11"	25/50	1.17	57.31
40-096	x 12"	25/50	1.28	62.50
40-097	x 18"	1/1	1.92	106.10
40-098	x 24"	1/1	2.56	79.59
40-099	x 36"	1/1	3.84	163.15



LEAD FREE

1" - 11 1/2

1" DIAMETER SCH 40 SEAMLESS

Part #	Length	Box/Case	Approx. Wt. Lbs.	List Price
40-100	Close (1-1/2")	25/200	0.23	14.98
40-101	x 2"	25/200	0.30	18.49
40-102	x 2-1/2"	25/150	0.38	21.57
40-103	x 3"	25/150	0.45	24.83
40-104	x 3-1/2"	25/100	0.53	28.75
40-105	x 4"	25/100	0.60	32.35
40-106	x 4-1/2"	25/100	0.68	36.07
40-107	x 5"	25/75	0.75	39.88
40-108	x 5-1/2"	25/75	0.83	43.68
40-109	x 6"	25/50	0.94	47.63
40-110	x 7"	25/50	1.05	55.63
40-111	x 8"	25/50	1.20	63.50
40-112	x 9"	25/50	1.35	70.86
40-113	x 10"	25/50	1.50	78.61
40-114	x 11"	25/50	1.65	84.80
40-115	x 12"	20/40	1.80	93.72

Laugh and the world laughs with you, snore and you sleep alone. - Anthony Burgess



LEAD FREE

1 1/4" - 11 1/2

1-1/4" DIAMETER SCH 40 SEAMLESS

Part #	Length	Box/Case	Approx. Wt. Lbs.	List Price
40-120	Close (1-5/8")	25/100	0.36	22.61
40-121	x 2"	25/100	0.44	25.82
40-122	x 2-1/2"	25/100	0.56	29.19
40-123	x 3"	25/100	0.67	34.56
40-124	x 3-1/2"	25/100	0.78	40.44
40-125	x 4"	25/50	0.89	45.51
40-126	x 4-1/2"	25/50	1.00	50.40
40-127	x 5"	25/50	1.11	55.58
40-128	x 5-1/2"	25/50	1.22	73.92
40-129	x 6"	25/50	1.33	66.41
40-130	x 7"	25/50	1.56	78.32
40-131	x 8"	25/50	1.78	88.72
40-132	x 9"	25/50	2.00	105.23
40-133	x 10"	25/50	2.22	109.71
40-134	x 11"	25/50	2.45	125.60
40-135	x 12"	25/50	2.67	159.62
40-136	x 18"	1/1	4.00	178.85



LEAD FREE

1-1/2" - 11 1/2

1-1/2" DIAMETER SCH 40 SEAMLESS

Part #	Length	Box/Case	Approx. Wt. Lbs.	List Price
40-140	Close (1-3/4")	25/100	0.46	29.40
40-141	x 2"	25/100	0.53	31.63
40-142	x 2-1/2"	25/50	0.66	37.88
40-143	x 3"	25/50	0.79	43.54
40-144	x 3-1/2"	25/50	0.93	50.01
40-145	x 4"	25/50	1.06	56.72
40-146	x 4-1/2"	25/50	1.19	63.73
40-147	x 5"	20/40	1.32	70.51
40-148	x 5-1/2"	20/40	1.46	93.83
40-149	x 6"	20/40	1.59	83.81
40-150	x 7"	20/40	1.85	97.93
40-151	x 8"	20/40	2.12	111.28
40-152	x 9"	20/40	2.38	124.55
40-153	x 10"	20/40	2.65	137.85
40-154	x 11"	1/40	2.91	151.15
40-155	x 12"	1/15	3.18	164.43
40-156	x 18"	1/1	4.77	207.44

SCH 40 SEAMLESS | BRASS NIPPPLES



LEAD FREE

2" - 11 1/2

2" DIAMETER SCH 40 SEAMLESS

Part #	Length	Box/Case	Approx. Wt. Lbs.	List Price
40-160	Close (2")	25/50	0.69	44.77
40-161	x 2-1/2"	25/50	0.86	48.32
40-162	x 3"	25/50	1.03	55.78
40-163	x 3-1/2"	25/50	1.20	64.21
40-164	x 4"	1/25	1.37	72.96
40-165	x 4-1/2"	1/25	1.54	81.36
40-166	x 5"	1/25	1.72	90.22
40-167	x 5-1/2"	1/25	1.89	98.96
40-168	x 6"	1/25	2.06	107.72
40-169	x 7"	1/20	2.40	126.01
40-170	x 8"	1/18	2.74	143.70
40-171	x 9"	1/18	3.09	160.24
40-172	x 10"	1/18	3.43	216.46
40-173	x 11"	1/18	3.77	192.34
40-174	x 12"	1/14	4.12	212.28
40-175	x 18"	1/1	6.18	227.72
40-176	x 24"	1/1	8.24	303.63
40-178	x 36"	1/1	12.36	467.57
40-179	x 48"	1/1	16.48	712.58



LEAD FREE

2 1/2" - 8

2-1/2" DIAMETER SCH 40 SEAMLESS

Part #	Length	Box/Case	Approx. Wt. Lbs.	List Price
40-180	Close (2-1/2")	1/36	1.26	118.14
40-181	x 3"	1/36	1.51	123.52
40-182	x 3-1/2"	1/30	1.76	139.95
40-183	x 4"	1/30	2.02	155.57
40-184	x 4-1/2"	1/30	2.27	157.38
40-185	x 5"	1/20	2.52	161.89
40-186	x 5-1/2"	1/20	2.77	197.75
40-187	x 6"	1/20	3.03	216.49

The road to success is always under construction. - Lily Tomlin

See our Valve section for 2-1/2, 3 and 4" Valves



LEAD FREE

3" DIAMETER SCH 40 SEAMLESS

Part #	Length	Box/Case	Approx. Wt. Lbs.	List Price
40-200	Close (2-5/8")	1/24	1.89	160.66
40-201	x 3"	1/20	2.16	166.96
40-202	x 3-1/2"	1/18	2.52	229.68
40-203	x 4"	1/18	2.88	212.73
40-204	x 4-1/2"	1/18	3.24	233.85
40-205	x 5"	1/18	3.60	257.28
40-206	x 5-1/2"	1/18	3.96	279.55
40-207	x 6"	1/12	4.32	303.90
40-209	x 8"	1/1	5.76	403.98



LEAD FREE

4" DIAMETER SCH 40 SEAMLESS

Part #	Size	Box/Case	Approx. WT. Lbs.	List Price
40-220	Close (2-7/8)	1/20	2.40	170.23
40-221	x 3"	1/10	2.72	186.31
40-222	x 3-1/2"	1/10	3.18	209.19
40-223	x 4"	1/10	3.71	286.51
40-224	x 4-1/2"	1/5	4.24	257.69
40-225	x 5"	1/5	4.77	346.13
40-226	x 5-1/2"	1/5	5.30	303.50
40-234	x 6"	1/5	6.36	335.12



LEAD FREE

6" DIAMETER SCH 40 SEAMLESS

Part #	Size	Box/Case	Approx. WT. Lbs.	List Price
40-254	Close	1/1	4.94	590.69
40-256	x 4"	1/1	6.54	761.05
40-259	x 4-1/2"	1/1	7.12	824.74
40-260	x 5"	1/1	7.91	965.90
40-261	x 6"	1/1	9.49	1125.70



LEAD FREE

3/8" DIAMETER CHROME PLATED

Part #	Size	Box/Case	Approx. Wt. Lbs.	List Price
41-040	X Close	5/25	0.05	9.38
41-041	x 1-1/2"	5/25	0.08	11.11
41-042	x 2"	5/25	0.10	13.49
41-043	x 2-1/2"	5/25	0.13	13.26
41-044	x 3"	5/25	0.16	17.89
41-045	x 3-1/2"	5/25	0.18	19.30
41-046	x 4"	5/25	0.21	22.96
41-047	x 4-1/2"	5/25	0.23	22.14
41-048	x 5"	5/25	0.26	26.82
41-049	x 5-1/2"	5/25	0.29	29.16
41-050	x 6"	5/25	0.31	31.54



LEAD FREE

1/2" DIAMETER CHROME PLATED

Part #	Size	Box/Case	Approx. Wt. Lbs.	List Price
41-060	X Close	5/25	0.09	12.51
41-061	x 1-1/2"	5/25	0.12	14.48
41-062	x 2"	5/25	0.16	17.01
41-063	x 2-1/2"	5/25	0.20	20.24
41-064	x 3"	5/25	0.23	23.76
41-065	x 3-1/2"	5/25	0.27	27.12
41-066	x 4"	5/25	0.31	31.08
41-067	x 4-1/2"	5/25	0.35	33.73
41-068	x 5"	5/25	0.39	37.16
41-069	x 5-1/2"	5/25	0.43	41.48
41-070	x 6"	5/25	0.47	45.25
41-074	x 10"	1/1	0.78	82.94



New Nickel Plated Brass Ball Valve with SS trim see page 173



See page 305 for Brass Cam & Groove Fittings

BRONZE FITTINGS



UL842, UL258, UL125,FM

Class 125 (150) For steam, water, gas, oil and air service

Standard specifications

- UL/ FM Approved
- 1S0 9001:2000
- Not Lead Free
- RoHS Compliant

Materials - ASTM B62-93 (85,5,5,5) C83600
Dimensions - ANSI B 16.15
Threads - ANSI B2.1 or BA 21 and Fed. WW-P-460C, MSS-SP-106, ANSI/ASME B1.20.1

Bronze threaded fittings are manufactured from smooth-cored castings, designed to provide full flow with minimum restriction. All threads are accurately machined and gauged to ensure a perfect fit with the pipe. All fittings are individually tested under water to ensure quality. Bronze provides a tighter seal and is easier to install than other metals. Can be used for water, plumbing, heating, pneumatic and marine applications, able to resist the harmful effects of corrosion when coming into contact with salt water or fresh water polluted with mineral acids or peaty soils.

LEAD FREE BRASS FITTINGS



- Approved to ANSI/NSF 61-4 California AB 1953
- Meets Federal State Drinking Water Act, Lead Free Requirement
- Brass fittings conform to AWWA C800
- Brass castings conform to ASTM B584, UNS Alloy C8933
- Brass fittings dimensions conform to ASME B16.15
- NPT threads on all fittings conform to ASME B1.20.1
- Brass unions conform to specification A-A-59617
- Manufacturing facilities are ISO 9001:2008

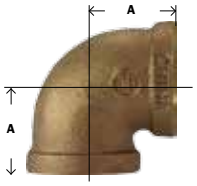

90° ELBOWS

LEAD FREE



Part #	List Price	Approx. Wt. Lbs.	Box/Case	Size	A	Approx. Wt. Lbs.	Part #	List Price
44-100	7.27	0.08	50/600	1/8”	0.55	0.06	44-100LF	9.02
44-101	7.27	0.12	35/420	1/4”	0.72	0.10	44-101LF	5.88
44-102	7.27	0.17	90/360	3/8”	0.83	0.15	44-102LF	5.88
44-103	11.06	0.24	50/200	1/2”	1.03	0.25	44-103LF	8.94
44-104	14.87	0.34	35/105	3/4”	1.19	0.41	44-104LF	12.04
44-105	22.97	0.61	20/60	1”	1.43	0.69	44-105LF	18.58
44-106	36.53	0.95	20/40	1-1/4”	1.71	1.02	44-106LF	29.54
44-107	45.61	1.30	15/30	1-1/2”	1.87	1.36	44-107LF	36.87
44-108	74.27	2.07	8/16	2”	2.14	2.14	44-108LF	59.99
44-109	145.66	3.80	1/12	2-1/2”	2.74	3.79		
44-110	223.45	4.76	1/4	3”	3.10	5.21	44-110LF	248.68
44-112	538.88	9.71	1/2	4”	3.80	8.59		

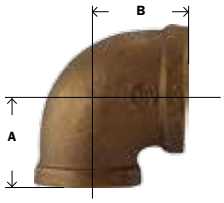

90° REDUCING ELBOWS

LEAD FREE



Part #	List Price	Approx. Wt. Lbs.	Box/Case	Size	A	B	Approx. Wt. Lbs.	Part #	List Price
44-123	11.94	0.44	60/240	1/2" x 1/4"	0.93	0.90	0.19		
44-124	11.94	0.58	60/240	1/2” x 3/8”	0.93	0.90	0.22	44-124LF	14.86
44-127	16.29	0.80	40/160	3/4” x 1/2”	1.08	1.11	0.31	44-127LF	20.21
44-131	28.60	1.07	50/100	1” x 3/4”	1.30	1.31	0.56	44-131LF	35.49
44-134	44.66	0.80	25/50	1-1/4” x 1”	1.52	1.60	0.81		
44-137	56.43	1.07	10/40	1-1/2” x 1”	1.56	1.72	1.02	44-137LF	62.80
				2" x 1"				44-140LF	115.86

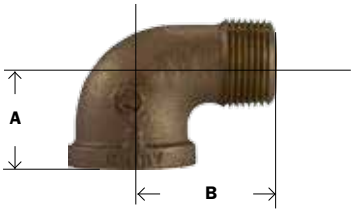

90° STREET ELLS

LEAD FREE



Part #	List Price	Approx. Wt. Lbs.	Box/Case	Size	A	B	Approx. Wt. Lbs.	Part #	List Price
44-160	11.06	0.07	60/720	1/8”	0.55	0.92	0.06	44-160LF	13.29
44-161	11.06	0.11	35/420	1/4”	0.72	1.11	0.11	44-161LF	8.94
44-162	11.06	0.18	60/240	3/8”	0.83	1.24	0.16	44-162LF	8.94
44-163	13.74	0.24	60/180	1/2”	1.03	1.51	0.24	44-163LF	11.12
44-164	19.40	0.37	35/105	3/4”	1.19	1.66	0.38	44-164LF	15.68
44-165	29.40	0.67	45/90	1”	1.43	1.98	0.66	44-165LF	25.95
44-166	49.10	1.00	25/50	1-1/4”	1.71	2.26	0.99	44-166LF	39.71
44-167	63.98	1.37	9/27	1-1/2”	1.87	2.46	1.15	44-167LF	51.72
44-168	108.47	1.93	8/16	2”	2.14	2.98	2.07	44-168LF	87.69
44-169	171.49	4.05	5/10	2-1/2”	2.74	3.92	3.79		
44-170	257.23	6.16	1/8	3”	3.10	4.45	6.38		

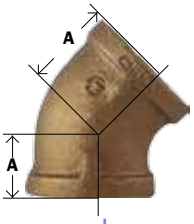

45° ELBOWS

LEAD FREE



Part #	List Price	Approx. Wt. Lbs.	Box/Case	Size	A	Approx. Wt. Lbs.	Part #	List Price
44-180	7.97	0.08	50/600	1/8”	0.43	0.05	44-180LF	8.86
44-181	7.97	0.13	30/360	1/4”	0.55	0.09	44-181LF	6.43
44-182	7.97	0.17	75/300	3/8”	0.63	0.14	44-182LF	21.23
44-183	10.10	0.21	50/200	1/2”	0.79	0.19	44-183LF	8.18
44-184	14.87	0.32	40/120	3/4”	0.91	0.36	44-184LF	12.04
44-185	25.15	0.52	20/60	1”	1.07	0.59	44-185LF	23.70
44-186	40.21	0.86	20/40	1-1/4”	1.23	0.87	44-186LF	32.50
44-187	50.39	1.10	10/30	1-1/2”	1.31	1.13	44-187LF	40.73
44-188	81.67	1.71	12/24	2”	1.47	1.65	44-188LF	66.01
44-189	160.59	3.24	1/12	2-1/2"	1.95	2.69		
44-190	258.16	4.12	1/10	3"	2.17	3.68		

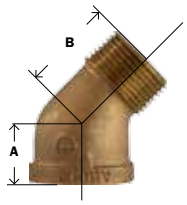

45° STREET ELBOWS

LEAD FREE



Part #	List Price	Approx. Wt. Lbs.	Box/Case	Size	A	B	Approx. Wt. Lbs.	Part #	List Price
44-200	11.26	0.06	70/840	1/8”	0.26	0.43	0.06		
44-201	13.45	0.11	100/400	1/4”	0.35	0.56	0.09	44-201LF	33.87
44-202	11.26	0.13	100/400	3/8”	0.37	0.63	0.12	44-202LF	33.87
44-203	13.74	0.18	75/225	1/2”	0.45	0.79	0.22	44-203LF	11.12
44-204	27.03	0.28	40/120	3/4”	0.52	0.91	0.31	44-204LF	15.68
44-205	32.08	0.52	25/75	1”	0.60	1.07	0.52	44-205LF	39.82
44-206	49.10	0.77	10/40	1-1/4”	0.67	1.23	0.72	44-206LF	39.71
44-207	65.96	0.97	10/30	1-1/2”	0.70	1.31	1.05	44-207LF	53.31
44-208	111.80	2.04	12/24	2”	0.76	1.47	2.04	44-208LF	124.41



CROSSES

LEAD FREE



Part #	List Price	Approx. Wt. Lbs.	Box/Case	Size	A	Approx. Wt. Lbs.	Part #	List Price
44-391	16.90	0.20	60/240	1/4”	0.72	0.15	44-391LF	13.66
44-392	16.90	0.15	50/150	3/8”	0.83	0.25	44-392LF	21.91
44-393	20.53	0.45	30/90	1/2”	1.03	0.38	44-393LF	16.60
44-394	29.66	0.76	20/60	3/4”	1.19	0.59	44-394LF	23.98
44-395	47.04	1.04	15/30	1”	1.19	0.94	44-395LF	38.03
44-396	73.63	1.63	10/20	1-1/4”	1.71	1.43	44-396LF	95.55
44-397	94.06	2.10	8/16	1-1/2”	1.87	1.89	44-397LF	122.15
44-398	196.02	3.28	5/10	2”	2.14	2.95	44-398LF	158.44

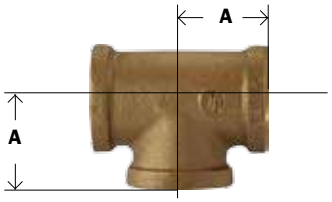



TEES

Part #	List Price	Approx. Wt. Lbs.	Box/Case	Size	A	Approx. Wt. Lbs.	Part #	List Price
44-250	10.10	0.11	120/480	1/8”	0.55	0.09	44-250LF	11.26
44-251	10.10	0.17	75/300	1/4”	0.72	0.13	44-251LF	8.18
44-252	10.10	0.25	45/180	3/8”	0.83	0.21	44-252LF	8.18
44-253	12.72	0.31	40/120	1/2”	1.03	0.35	44-253LF	10.29
44-254	18.30	0.50	35/70	3/4”	1.19	0.55	44-254LF	14.81
44-255	32.52	0.85	20/40	1”	1.43	0.92	44-255LF	26.29
44-256	45.61	1.29	14/28	1-1/4”	1.71	1.34	44-256LF	36.87
44-257	62.76	1.68	12/24	1-1/2”	1.87	1.82	44-257LF	50.73
44-258	102.80	2.70	8/16	2”	2.14	2.80	44-258LF	83.12
44-259	199.92	5.14	1/6	2-1/2”	2.74	4.70		
44-260	305.74	7.59	1/6	3”	3.10	6.69		

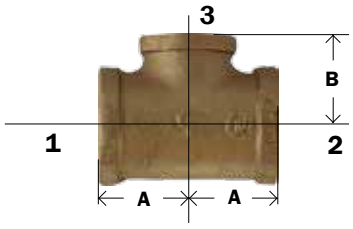



REDUCING TEES
REDUCING ON THE BRANCH

Part #	List Price	Approx. Wt. Lbs.	Box/Case	Size (1 & 2) x 3	A	B	Approx. Wt. Lbs.	Part #	List Price
44-276	15.44	0.24	40/160	1/2” x 1/4”	0.87	0.87	0.28	44-276LF	19.14
44-280	29.90	0.46	40/160	1/2" x 3/4"	2.42	1.155	0.48	44-280LF	21.92
44-282	21.92	0.43	25/100	3/4” x 1/4”	1.05	1.08	0.38	44-282LF	27.22
44-283	21.92	0.45	25/100	3/4” x 3/8”	1.00	1.00	0.46		
44-286	21.92	0.53	20/80	3/4” x 1/2”	1.08	1.11	0.40	44-286LF	17.73
44-291	40.08	0.60	15/60	1” x 1/2”	1.20	1.24	0.73	44-291LF	32.39
44-298	40.08	0.80	12/48	1” x 3/4”	1.30	1.31	0.71	44-298LF	32.39
44-301	70.02	0.85	20/40	1-1/4” x 1/2”	1.34	1.53	1.18	44-301LF	70.02
44-303	56.43	0.90	20/40	1-1/4” x 3/4”	1.30	1.31	1.08	44-303LF	62.80
44-306	56.43	1.21	20/40	1-1/4” x 1”	1.58	1.67	1.23	44-306LF	62.80
				2" x 1"			1.88	44-330LF	92.06
				2" x 1-1/4"			2.03	44-334LF	240.01

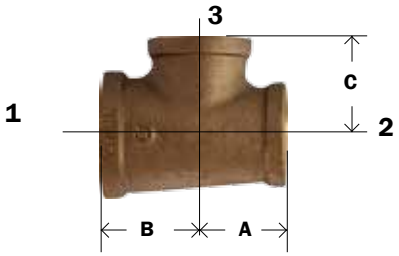

REDUCING TEES
REDUCING ON THE RUN

Part #	List Price	Size 1x2x3	A	B	C	Box/Case	Approx. Wt. Lbs.	Part #	List Price
44-287	24.12	3/4” x 1/2” x 1/2”	25/100	1.20	1.22	25/100	0.37	44-287LF	31.83
		3/4" x 1/2" x 3/4"					0.49	44-288LF	31.83
44-296	43.65	1” x 3/4” x 3/4”	15/60	1.37	1.45	10/40	0.71		



COUPLINGS



Part #	List Price	Approx. Wt. Lbs.	Box/Case	Size	A	Approx. Wt. Lbs.	Part #	List Price
44-410	7.27	0.12	70/840	1/8”	0.80	0.06	44-410LF	8.09
44-411	7.27	0.11	40/480	1/4”	0.80	0.09	44-411LF	5.88
44-412	7.27	0.15	40/480	3/8”	1.05	0.13	44-412LF	5.88
44-413	9.14	0.18	60/240	1/2”	1.29	0.21	44-413LF	7.37
44-414	12.05	0.28	50/150	3/4”	1.43	0.32	44-414LF	9.75
44-415	18.30	0.45	25/100	1”	1.68	0.53	44-415LF	14.81
44-416	28.60	0.63	16/64	1-1/4”	1.86	0.73	44-416LF	23.13
44-417	38.88	0.82	18/36	1-1/2”	1.92	0.97	44-417LF	31.42
44-418	63.98	1.38	12/24	2”	2.20	1.51	44-418LF	51.72
44-419	106.32	2.63	1	2-1/2"	2.88	2.20		
44-420	146.97	3.80	1	3”	3.18	3.63	44-420LF	163.56



REDUCING COUPLINGS



Part #	List Price	Approx. Wt. Lbs.	Box/Case	Size	A	Approx. Wt. Lbs.	Part #	List Price
44-430	7.81	0.08	70/840	1/4” x 1/8”	0.88	0.08	44-430LF	8.67
44-431	7.81	0.11	35/420	3/8” x 1/8”	0.92	0.10		
44-432	7.81	0.13	30/360	3/8” x 1/4”	0.92	0.11	44-432LF	6.30
44-433	11.26	0.16	75/300	1/2” x 1/8”	1.17	0.14		
44-434	9.72	0.16	75/300	1/2” x 1/4”	1.17	0.16	44-434LF	7.87
44-435	9.72	0.18	60/240	1/2” x 3/8”	1.17	0.17	44-435LF	7.87
44-436	16.09	0.23	45/180	3/4” x 1/4”	1.35	0.20	44-436LF	13.01
44-437	14.48	0.24	45/180	3/4” x 3/8”	1.35	0.23	44-437LF	17.97
44-438	14.48	0.23	60/180	3/4” x 1/2”	1.35	0.26	44-438LF	11.71
44-440	27.15	0.40	30/120	1” x 3/8”	1.56	0.40		
44-441	24.08	0.33	30/120	1” x 1/2”	1.56	0.38	44-441LF	19.47
44-442	24.08	0.44	25/100	1” x 3/4”	1.56	0.43	44-442LF	19.47
44-444	46.14	0.62	25/75	1-1/4” x 1/2”	1.77	0.60	44-444LF	51.36
44-445	38.88	0.64	25/75	1-1/4” x 3/4”	1.77	0.57	44-445LF	31.42
44-446	38.88	0.54	15/60	1-1/4” x 1”	1.77	0.65	44-446LF	31.42
44-447	55.29	0.80	20/60	1-1/2” x 1/2”	1.80	0.77		
44-448	55.29	0.83	15/60	1-1/2” x 3/4”	1.80	0.74	44-448LF	44.71
44-449	49.10	0.68	25/50	1-1/2” x 1”	1.80	0.83	44-449LF	39.71
44-450	49.10	0.99	12/48	1-1/2” x 1-1/4”	1.80	0.87	44-450LF	39.71
44-458	82.25	1.28	12/36	2” x 1/2”	2.03	1.07		
44-451	82.25	0.97	12/36	2” x 3/4”	2.03	1.25	44-451LF	91.54
44-452	82.25	1.40	12/36	2” x 1”	2.03	1.19	44-452LF	66.50
44-453	72.99	1.09	9/27	2” x 1-1/4”	2.03	1.22	44-453LF	60.27
44-454	72.99	3.60	9/27	2” x 1-1/2”	2.03	1.28	44-454LF	58.96
44-461	129.30	1.26	1	2-1/2” x 1-1/2”	3.15	1.94		
44-462	129.34	2.29	1	2-1/2” x 2”	3.15	2.37	44-462LF	143.89
44-456	171.36	2.49	1	3” x 2”	3.69	2.46		
44-463	171.36	3.92	1	3” x 2-1/2”	3.69	3.82		



LEAD FREE



CAPS

Part #	List Price	Approx. Wt. Lbs.	Box/Case	Size	A	Approx. Wt. Lbs.	Part #	List Price
44-470	5.44	0.04	80/160	1/8”	0.53	0.03	44-470LF	6.07
44-471	5.44	0.06	80/960	1/4”	0.58	0.06	44-471LF	11.13
44-472	5.44	0.10	60/720	3/8”	0.66	0.09	44-472LF	6.07
44-473	7.27	0.13	75/300	1/2”	0.75	0.13	44-473LF	5.88
44-474	9.61	0.19	40/160	3/4”	0.87	0.21	44-474LF	7.77
44-475	15.06	0.30	25/100	1”	1.03	0.35	44-475LF	12.18
44-476	22.90	0.51	20/80	1-1/4”	1.10	0.52	44-476LF	18.52
44-477	30.92	0.66	18/54	1-1/2”	1.12	0.65	44-477LF	25.00
44-478	52.47	1.00	12/36	2”	1.35	1.14	44-478LF	42.44
44-480	159.33	2.74	1	3”	1.83	2.64		



LEAD FREE



UNIONS

Part #	List Price	Approx. Wt. Lbs.	Box/Case	Size	A	Approx. Wt. Lbs.	Part #	List Price
44-600	25.78	0.17	40/160	1/8”	1.18	0.13	44-600LF	28.71
44-601	25.78	0.25	40/160	1/4”	1.26	0.27	44-601LF	20.85
44-602	25.78	0.37	40/160	3/8”	1.50	0.39	44-602LF	46.66
44-603	28.04	0.52	50/100	1/2”	1.57	0.44	44-603LF	22.67
44-604	38.88	0.78	35/70	3/4”	1.89	0.59	44-604LF	31.42
44-605	51.49	1.18	20/40	1”	2.13	0.90	44-605LF	41.62
44-606	75.42	1.64	15/30	1-1/4”	2.36	1.33	44-606LF	60.96
44-607	89.00	2.08	10/20	1-1/2”	2.68	1.80	44-607LF	71.95
44-608	136.98	3.24	6/12	2”	2.99	2.66	44-608LF	110.75
44-609	269.56	5.31	4/8	2-1/2”	3.35	4.80		
44-610	416.45	6.94	4/8	3”	3.74	6.49		



• Straight Thread

HEX LOCKNUTS

Part #	Box/Case	Size	A	Thickness	Approx. Wt. Lbs.	List Price
44-700	180/720	1/8”	0.50	0.19	0.01	3.60
44-701	90/540	1/4”	0.66	0.25	0.03	3.60
44-702	90/540	3/8”	0.77	0.28	0.04	3.60
44-703	90/360	1/2”	0.97	0.31	0.09	5.79
44-704	90/360	3/4”	1.23	0.34	0.10	6.89
44-705	50/150	1”	1.50	0.38	0.17	10.28
44-706	45/180	1-1/4”	1.86	0.42	0.22	16.70
44-707	45/135	1-1/2”	2.12	0.47	0.29	21.66
44-708	25/75	2”	2.63	0.53	0.45	34.42



Hex



HEX BUSHINGS

Part #	List Price	Approx. Wt. Lbs.	Box/Case	Size	A	Hex	Approx. Wt. Lbs.	Part #	List Price
44-500	4.92	0.02	120/1440	1/4" x 1/8"	0.58	0.66	0.03	44-500LF	7.15
44-501	4.92	0.06	75/900	3/8" x 1/8"	0.64	0.72	0.06	44-501LF	7.82
44-502	4.92	0.04	75/900	3/8" x 1/4"	0.64	0.75	0.04	44-502LF	6.15
44-503	6.89	0.10	150/600	1/2" x 1/8"	0.75	0.92	0.09	44-503LF	6.52
44-504	5.79	0.09	150/600	1/2" x 1/4"	0.75	0.93	0.10	44-504LF	4.68
44-505	5.79	0.08	150/600	1/2" x 3/8"	0.75	0.92	0.08	44-505LF	4.68
44-506	9.61	0.17	75/300	3/4" x 1/8"	0.87	1.15	0.17	44-506LF	10.70
44-507	9.61	0.15	75/300	3/4" x 1/4"	0.85	1.14	0.18	44-507LF	7.77
44-508	7.97	0.14	75/300	3/4" x 3/8"	0.85	1.14	0.17	44-508LF	6.43
44-509	7.97	0.14	75/300	3/4" x 1/2"	0.85	1.15	0.14	44-509LF	6.43
44-510*	14.63	0.23	50/200	1" x 1/4"	1.05	1.43	0.28	44-510LF*	11.82
44-511*	14.63	0.22	50/200	1" x 3/8"	1.05	1.50	0.26	44-511LF	16.28
44-512	12.05	0.25	50/200	1" x 1/2"	1.00	1.40	0.30	44-512LF	9.75
44-513	12.05	0.21	50/200	1" x 3/4"	1.00	1.43	0.21	44-513LF	9.75
44-514	24.79	0.34	30/120	1-1/4" x 1/4"	1.22	1.10	0.34		
44-515	58.02	0.35	30/120	1-1/4" x 3/8"	1.19	1.84	0.29		
44-516*	24.79	0.34	30/120	1-1/4" x 1/2"	1.14	1.33	0.39	44-516LF*	44.53
44-517	20.53	0.40	30/120	1-1/4" x 3/4"	1.08	1.75	0.43	44-517LF	16.60
44-518	20.53	0.33	30/120	1-1/4" x 1"	1.08	1.76	0.42	44-518LF	16.60
44-519*	32.08	0.47	25/75	1-1/2" x 1/4"	1.09	2.12	0.29	44-519LF	35.71
44-520*	32.08	0.45	25/75	1-1/2" x 3/8"	1.35	2.16	0.44	44-520LF	51.27
44-521*	32.08	0.44	25/75	1-1/2" x 1/2"	1.20	2.10	0.51	44-521LF*	25.95
44-522*	32.08	0.48	25/75	1-1/2" x 3/4"	1.20	2.12	0.54	44-522LF*	25.95
44-523	26.22	0.53	25/75	1-1/2" x 1"	1.14	2.08	0.57	44-523LF	21.21
44-524	26.22	0.45	25/75	1-1/2" x 1-1/4"	1.14	2.12	0.46	44-524LF	21.21
44-527*	46.83	0.67	20/60	2" x 1/2"	1.27	1.32	1.10	44-527LF	52.11
44-528*	46.83	0.74	20/60	2" x 3/4"	1.27	1.62	0.77	44-528LF	32.31
44-529*	46.83	0.76	20/60	2" x 1"	1.29	1.95	0.77	44-529LF*	37.85
44-530	38.88	0.86	20/60	2" x 1-1/4"	1.22	2.47	0.88	44-530LF	31.42
44-531	38.88	0.83	20/60	2" x 1-1/2"	1.22	2.50	0.71	44-531LF	31.42
44-532	96.41	1.16	15/30	2-1/2" x 1"	1.53	1.94	1.19		
44-534	92.71	1.36	15/30	2-1/2" x 1-1/2"	1.50	2.38	1.15	44-534LF	86.51
44-535	77.73	1.13	15/30	2-1/2" x 2"	1.43	2.97	1.12	44-535LF	86.51
44-537	152.80	1.82	12/24	3" x 1-1/2"	1.61	2.68	2.44		
44-538	117.53	2.33	12/24	3" x 2"	1.61	3.70	1.82	44-538LF	130.84
44-539	117.53	2.19	12/24	3" x 2-1/2"	1.53	3.70	2.11		
44-541	270.61	3.51	12/24	4" x 2"			3.86		
44-543	270.61	4.22	12/24	4" x 3"	2.01	4.62	3.56	44-543LF	300.01



* INSIDE HEX

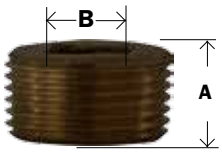

BRONZE COUNTERSUNK PLUGS

Part #	Size	A	Socket Size	Box/Case	Approx. Wt. Lbs.	List Price
44-633	1/2”	0.57	0.43	120/1440	0.06	5.95
44-634	3/4”	0.58	0.47	70/840	0.11	7.09
44-635	1”	0.75	0.59	20/240	0.22	12.74
44-636	1-1/4”	0.74	0.72	40/120	0.33	21.22
44-637	1-1/2”	0.79	0.72	30/90	0.50	31.87
44-638	2”	0.80	0.85	20/60	0.88	51.87
44-639	2-1/2"	1.08	1.25	1/1	1.56	95.15
44-640	3"	1.13	1.38	1/1	2.47	155.34
44-641	4"	1.22	2.12	1/1	3.21	323.05

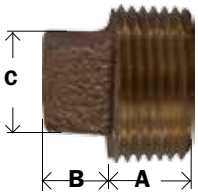

LEAD FREE



CORED SQUARE HEAD PLUGS

Part #	List Price	Approx. Wt. Lbs.	Box/Case	Size	A	B	C	Approx. Wt. Lbs.	Part #	List Price
44-650	5.44	0.02	300/3600	1/8”	0.27	0.24	0.28	0.02	44-670LF	5.56
44-651	5.44	0.04	150/1800	1/4”	0.41	0.28	0.37	0.04	44-671LF	5.98
44-652	5.44	0.06	100/1200	3/8”	0.41	0.31	0.43	0.06	44-672LF	6.12
44-653	7.60	0.10	50/600	1/2”	0.54	0.38	0.56	0.10	44-653LF	6.15
44-654	8.71	0.13	30/360	3/4”	0.55	0.44	0.62	0.13	44-654LF	7.87
44-655	11.48	0.25	20/240	1”	0.69	0.50	0.81	0.22	44-655LF	9.29
44-656	17.08	0.39	40/120	1-1/4”	0.71	0.56	0.93	0.32	44-656LF	13.83
44-657	21.79	0.57	30/90	1-1/2”	0.73	0.62	1.12	0.47	44-657LF	18.09
44-658	34.39	0.77	20/60	2”	0.76	0.68	1.31	0.68	44-658LF	27.79
44-659	58.85	1.25	16/32	2-1/2”	1.07	0.74	1.50	1.26		
44-660	94.06	2.02	16/32	3”	1.13	0.80	1.68	1.49		
44-662	183.75	3.20	6/12	4”	1.22	0.92	2.25	3.20		

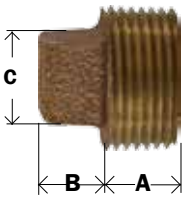

SOLID SQUARE HEAD PLUGS

Part #	List Price	Size	A	B	C	Box/Case	Approx. Wt. Lbs.	Part #	List Price
44-670	5.79	1/8”	0.27	0.24	0.28	400/4800	0.02		
44-671	5.79	1/4”	0.41	0.28	0.37	150/1800	0.04		
44-672	4.83	3/8”	0.41	0.31	0.43	120/1440	0.06		
44-673	9.14	1/2”	0.54	0.38	0.56	50/600	0.12	44-673LF	10.16
44-674	11.92	3/4”	0.55	0.44	0.62	35/420	0.18	44-674LF	13.26
44-675	20.32	1”	0.69	0.50	0.81	20/240	0.36	44-675LF	22.59
44-676	36.59	1-1/4”	0.71	0.56	0.93	30/120	0.63	44-676LF	40.74
44-677	47.57	1-1/2”	0.73	0.62	1.12	30/90	0.84		
44-678	75.42	2”	0.76	0.68	1.31	10/60	1.27	44-678LF	83.91

HEX NIPPLES



Part #	Size	A	Hex	Box/ Case	Approx. Wt. Lbs.	List Price
44-720	1/8”	1.25	0.50	400/4800	0.05	8.47
44-721	1/4”	1.25	0.61	150/1800	0.06	14.05
44-722	3/8"	1.55	0.68	120/1440	0.11	14.44
44-723	1/2”	1.65	1.03	240/480	0.18	14.44
44-724	3/4”	1.77	1.21	80/320	0.24	15.16
44-725	1”	2.06	1.46	50/150	0.36	16.35
44-726	1-1/4”	2.12	1.81	50/100	0.47	33.95
44-727	1-1/2”	2.25	2.07	35/70	0.76	51.87
44-728	2”	2.50	2.41	20/40	1.50	62.76
44-729	2-1/2”	2.80	3.10	1	2.10	64.66

REDUCING HEX NIPPLES



Part #	Size	Box/Case	Approx. Wt. Lbs.	List Price
44-740	1/4" x 1/8"	1/1	0.06	14.51
44-742	1/2" x 3/8"	1/1	0.16	18.12
44-744	1" x 1/2"	1/1	0.31	30.92
44-750	1-1/2" x 1"	1/1	0.64	59.36
44-753	1-1/2" x 1-1/4"	1/1	0.68	63.44

See page 239 for Stainless Steel Reducing Hex Nipples

CHROME PLATED 90° ELBOW



LEAD FREE

Part #	Size	List Price
45-102LF	3/8"	49.09
45-103LF	1/2"	47.56

CHROME PLATED TEE



LEAD FREE

Part #	Size	List Price
45-252LF	3/8"	57.63
45-253LF	1/2"	55.86

CHROME PLATED 90° ELBOW



LEAD FREE

Part #	Size	List Price
45-163LF	1/2"	29.20

CHROME PLATED COUPLING



LEAD FREE

Part #	Size	List Price
45-412LF	3/8"	41.06
45-413LF	1/2"	52.01

CLEANOUT PLUGS/ DROP EAR ELBOWS



NEW



• Southern Code

CAST BRASS SQUARE HEAD CLEANOUT PLUG

Part #	Size	Box/Case	List Price
970-300	1-1/2"	100/200	5.07
970-301	2"	100/200	6.27
970-302	2-1/2"	50/200	8.37
970-303	3"	20/160	13.90
970-304	3-1/2"	20/120	14.59
970-305	4"	10/80	17.21
970-330	5"	10/60	30.95
970-331	6"	10/40	43.66
970-332	8"	5/20	112.52
970-333	10"	1/1	157.95



• Southern Code

CAST BRASS COUNTERSUNK HEAD CLEANOUT PLUG

Part #	Size	Box/Case	List Price
970-306	1-1/2"	100/200	4.73
970-307	2"	100/200	8.94
970-308	2-1/2"	100/200	9.06
970-309	3"	50/200	11.62
970-310	3-1/2"	20/160	14.19
970-311	4"	20/120	21.03
970-312	5"	10/60	32.49
970-313	6"	10/40	44.46
970-314	8"	5/20	118.21

CAST BRASS COUNTERSUNK CLEANOUT W 1/4-20 TAP

Part #	Size	Box/Case	List Price
970-700	1-1/2"	1/1	7.41
970-701	2"	1/1	10.31
970-702	2-1/2"	1/1	13.90
970-703	3"	1/1	16.70
970-704	3-1/2"	1/1	24.85
970-705	4"	1/1	25.87
970-706	5"	1/1	47.53
970-707	6"	1/1	59.90

DROP EAR ELBOWS

• Lead Free Brass



• Lead Free Bronze



Part #	Swt x FIP	List Price
44840LF	1/2 x 1/2 Bronze	5.67
44841LF	1/2 x 1/2 Brass	4.27
44842LF	3/4 x 1/2 Brass	6.23
44843LF	3/4 x 3/4 Brass	7.84

• Lead Free Brass



Part #	Swt x Swt	List Price
44844LF	1/2 x 1/2	3.57



• Lead Free Bronze

Part #	Pex x FIP	List Price
44845LF	1/2 x 1/2	5.88

BRONZE INSERT FITTINGS

150 PSI Genuine red brass - for plastic pipe
• Not Lead Free

HEX MALE ADAPTERS



(Barb x Male Pipe)

Part #	Barb x Male	List Price
973-925	3/4" x 3/4"	10.65
973-927	1" x 1"	29.89
973-930	1" x 1-1/4"	26.88
973-928	1-1/4" x 1-1/4"	26.22
973-929	1-1/4" x 1"	27.89
973-948	1-1/2" x 1-1/2"	35.07
973-949	2" x 2"	49.89

BRONZE TEES ALL BARB



Part #	Size	List Price
973-965	3/4"	21.37
973-966	1"	30.91
973-967	1-1/4"	62.92

ELBOWS



(Barb x Male Pipe)

Part #	Size	List Price
973-980	3/4" x 3/4"	18.09
973-981	1" x 3/4"	24.02
973-982	1" x 1"	32.57

ELBOWS



(Barb x Barb)

Part #	Hose Size	List Price
973-975	3/4"	21.78
973-976	1"	24.14
973-977	1-1/4" x 1"	42.31
973-978	1-1/4"	48.17
973-979	1-1/2"	113.93

STEEL INSERT FITTINGS FOR PLASTIC PIPE

MALE ADAPTER

• Galvanized



(Barb x Male Pipe)

Part #	Size	Box/Case	List Price
973-906	1/2"	25/100	3.66
973-907	3/4"	25/10	4.74
973-908	1"	16/48	5.05
973-909	1-1/4"	12/36	7.30
973-910	1-1/2"	6/36	10.62
973-911	2"	5/25	16.42
973-912	2-1/2"	1/3	52.03
973-913	3"	1/3	57.12
973-914	4"	1/3	65.05

REDUCING ADAPTER



(Insert x NPT)

Part #	Size	List Price
974-264	3/4 x 1/2	6.30
974-265	1 x 3/4	7.61
974-266	1-1/4 x 1	23.94
974-267	1-1/2 x 1-1/4	29.14

COUPLINGS



Part #	Size	Box/Case	List Price
973-900	1/2	30/120	3.00
973-901	3/4	20/100	4.35
973-902	1	20/100	5.07
973-903	1-1/4	16/64	7.38
973-904	1-1/2	12/48	10.43
973-905	2	5/25	14.57

SS & LEAD FREE BRONZE INSERT

STAINLESS STEEL #304



NEW

#304 INSERT X MALE PIPE

• For coiled plastic pipe to submersible pump

Part #	Size	List Price
973947SS	1/2 x 1/2	8.48
973925SS	3/4 x 3/4	8.66
973926SS	1 x 3/4	13.78
973927SS	1 x 1	14.23
973930SS	1 x 1-1/4	18.02
973928SS	1-1/4 x 1-1/4	16.79
973948SS	1-1/2 x 1-1/2	24.74
973949SS	2 x 2	33.57



#304 INSERT X MIP ELBOW

• Hydrant elbow

Part #	Size	List Price
973980SS	3/4 x 3/4	21.91
973982SS	1 x 1	34.11
973985SS	1-1/4 x 1-1/4	46.68

LEAD FREE BRONZE INSERT FITTINGS



INSERT X INSERT

Part #	Size	List Price
973960LF	1/2	7.01
973961LF	3/4	9.86
973962LF	1	12.37
973963LF	1-1/4	19.55



INSERT TEE

Part #	Size	List Price
973965LF	3/4	14.14
973966LF	1	19.21
973967LF	1-1/4	43.43

BRONZE FITTINGS



INSERT X MALE BRANCH TEE

Part #	Size	List Price
973969LF	3/4	15.62
973970LF	1 x 3/4	20.12
973971LF	1	23.94



INSERT X INSERT ELBOW

Part #	Size	List Price
973975LF	3/4	11.17
973976LF	1	15.90

WELL COUPLINGS



304 SS DROP WELL COUPLINGS STANDARD

Part #	Size	List Price
62415DC	1	16.79
62416DC	1-1/4	22.97
62417DC	1-1/2	26.51
62418DC	2	35.01



HEAVY WALLED SS 304 DROP WELL COUPLINGS

Part #	Size	List Price
62415HDDC	1	23.15
62416HDDC	1-1/4	27.39
62417HDDC	1-1/2	34.10
62418HDDC	2	38.34



#304 STAINLESS STEEL MERCHANT COUPLINGS

Part #	Size	List Price
61775	1	14.00
61776	1-1/4	19.21
61777	1-1/2	22.17
61778	2	31.28

STAINLESS STEEL NIPPLES





SCHEDULE 40 WELDED

Stainless steel pipe nipples are manufactured from stainless steel pipe that conforms to specification ASTM A312/ SA312.

All stainless steel nipples conform to specification ASTM A733. Threads conform to the requirements of ANSI B1.20.1.

SCHEDULE 80 SEAMLESS

- **SEAMLESS FOR UNRESTRICTED FLOW**
- **USE WITH AIR, WATER, OIL, NATURAL GAS, STEAM**
- **FITTINGS: USE THREADED CLASS 3000 HIGH-PRESSURE STAINLESS STEEL.**
- **ASTM A733** • **ASTM A312** • **ANSI/ ASME B1.20.1**
- **PSI 3000**

304

The basic alloy. Type 304 (18-8) is an austenitic steel possessing a minimum of 18% chromium and 8% nickel, combined with a maximum of 0.08% carbon. It is a nonmagnetic steel which cannot be hardened by heat treatment, but instead. must be cold worked to obtain higher tensile strengths.

Because of its ability to withstand the corrosive action of various acids found in fruits, meats, milk, and vegetables, Type 304 is especially suited for all types of dairy equipment piping and valves, the brewing industry, the citrus and fruit juice industry, and in food processing applications. Also used for the dye tanks, pipelines buckets, dippers, etc. that come in contact with the lormic, acetic, and other organic acids used in the dyeing industry.

In the marine environment, because of it slightly higher strength and wear resistance than type 316 it is also used for nuts, bolts, screws, and other fasteners. It is also used for springs, cogs, and other components where both wear and corrosion resistance is needed.

Both #304 and #316 nipples are NSF/ANSI 372 and NSF/ANSI 61 compliant.

316

For severe environments. Of course, there are many industrial processes that require a higher level of resistance to corrosion than Type 304 can offer. For these applications, Type 316 is the answer.

In type 316, the nickel content is increased slightly. What distinguishes Type 316 from Type 304 is the addition of molybdenum up to a maximum of 3%.

Molybdenum increases the corrosion resistance of this chromium-nickel alloy to withstand attack by many industrial chemicals and solvents, and, in particular, inhibits pitting caused by chlorides. As such, molybdenum is one of the single most useful alloying additives in the fight against corrosion.

Type 316 can withstand corrosive attack by sodium and calcium brines, hypochlorite solutions, phosphoric acid; and the sulfite liquors and sulfurous acids used in the paper pulp industry. This alloy, therefore, is specified for industrial equipment that handles the corrosive process chemicals used to produce inks, rayons, photographic chemicals, paper, textiles, bleaches, and rubber. Type 316 is also used extensively for surgical implants within the hostile environment of the body.

Type 316 is the main stainless used in the marine environment, with the exception of fasteners and other items where strength and wear resistance are needed, then Type 304 (18-8) is typically used.

SCH 40 STAINLESS STEEL NIPPLES

STAINLESS STEEL

#304 **#316**

1/8" - 27



1/8" DIAMETER
SCH 40 WELDED



Part # 304 S.S.	List Price	Length	Box	Approx. Wt. Lbs.	Part # 316 S.S.	List Price
48-001	2.41	X Close (3/4")	25	0.01	49-001	3.00
48-002	3.17	x 1-1/2"	25	0.03	49-002	4.20
48-003	3.77	x 2"	25	0.04	49-003	5.12
48-004	4.37	x 2-1/2"	25	0.05	49-004	6.02
48-005	4.97	x 3"	25	0.06	49-005	6.94
48-006	5.58	x 3-1/2"	25	0.07	49-006	7.85
48-007	6.20	x 4"	25	0.07	49-007	8.78
48-008	6.80	x 4-1/2"	25	0.09	49-008	9.69
48-009	7.40	x 5"	25	0.10	49-009	10.63
48-010	8.03	x 5-1/2"	25	0.11	49-010	11.54
48-011	8.62	x 6"	25	0.12	49-011	12.46
48-015	12.14	x 10"	1	0.19		
		x 12"	1	0.24	49-017	23.43

1/4"-18



1/4" DIAMETER
SCH 40 WELDED



Part # 304 S.S.	List Price	Length	Box	Approx. Wt. Lbs.	Part # 316 S.S.	List Price
48-020	2.74	X Close (7/8")	25	0.02	49-020	3.38
48-021	3.39	x 1-1/2"	25	0.04	49-021	4.32
48-022	4.07	x 2"	25	0.06	49-022	5.26
48-023	4.82	x 2-1/2"	25	0.07	49-023	6.27
48-024	5.57	x 3"	25	0.09	49-024	7.39
48-025	6.31	x 3-1/2"	25	0.11	49-025	8.31
48-026	7.12	x 4"	25	0.13	49-026	9.41
48-027	7.88	x 4-1/2"	25	0.14	49-027	10.41
48-028	8.62	x 5"	25	0.16	49-028	11.44
48-029	9.38	x 5-1/2"	25	0.18	49-029	12.45
48-030	10.13	x 6"	25	0.19	49-030	13.46
48-031	11.70	x 7"	1	0.22	49-031	20.76
48-032	13.32	x 8"	1	0.25	49-032	15.96
		x 9"	1	0.31	49-033	21.36
48-034	16.31	x 10"	1	0.35	49-034	25.85
		x 11"	1	0.40	49-035	25.32
48-036	19.32	x 12"	1	0.44	49-036	23.35
		x 14"	1	0.46	49-037	41.94
		x 16"	1	0.47	49-038	34.62

#304



3/8"-18

3/8" DIAMETER
SCH 40 WELDED

#316



Part # 304 S.S.	List Price	Length	Box	Approx. Wt. Lbs.	Part # 316 S.S.	List Price
48-040	3.28	X Close (1")	25	0.03	49-040	4.16
48-041	3.97	x 1-1/2"	25	0.06	49-041	5.20
48-042	4.82	x 2"	25	0.07	49-042	6.38
48-043	5.73	x 2-1/2"	25	0.10	49-043	7.65
48-044	6.64	x 3"	25	0.12	49-044	8.93
48-045	7.58	x 3-1/2"	25	0.15	49-045	10.20
48-046	8.49	x 4"	25	0.17	49-046	11.47
48-047	9.41	x 4-1/2"	25	0.19	49-047	12.74
48-048	10.32	x 5"	25	0.22	49-048	14.03
48-049	11.23	x 5-1/2"	25	0.23	49-049	15.28
48-050	12.17	x 6"	25	0.26	49-050	16.57
48-052	16.12	x 8"	1	0.34	49-052	21.75
48-054	19.79	x 10"	1	0.43	49-054	26.80



1/2" - 14

1/2" DIAMETER
SCH 40 WELDED



Part # 304 S.S.	List Price	Length	Box	Approx. Wt. Lbs.	Part # 316 S.S.	List Price
48-060	4.22	X Close 1-1/8"	25	0.05	49-060	5.54
48-061	5.09	x 1-1/2"	25	0.07	49-061	6.82
48-062	6.11	x 2"	25	0.10	49-062	8.34
48-063	7.33	x 2-1/2"	25	0.14	49-063	10.09
48-064	8.53	x 3"	25	0.18	49-064	11.83
48-065	9.75	x 3-1/2"	25	0.20	49-065	13.57
48-066	11.00	x 4"	25	0.25	49-066	14.41
48-067	12.20	x 4-1/2"	25	0.28	49-067	17.11
48-068	13.41	x 5"	25	0.31	49-068	18.66
48-069	14.61	x 5-1/2"	25	0.34	49-069	20.59
48-070	15.84	x 6"	25	0.39	49-070	22.34
48-071	18.46	x 7"	1	0.41		
48-072	20.88	x 8"	1	0.52	49-072	29.24
48-073	23.30	x 9"	1	0.54		
48-074	25.73	10"	1	0.58	49-074	36.14
48-075	28.15	x 11"	1	0.64		
48-076	30.56	x 12"	1	0.69		

SCH 40 STAINLESS STEEL NIPPLES

STAINLESS STEEL

#304



3/4" - 14

3/4" DIAMETER
SCH 40 WELDED

#316



Part # 304 S.S.	List Price	Length	Box	Approx. Wt. Lbs.	Part # 316 S.S.	List Price
48-080	5.71	X Close (1-3/8")	25	0.08	49-080	7.23
48-081	6.07	x 1-1/2"	25	0.13	49-081	7.71
48-082	7.28	x 2"	25	0.14	49-082	9.43
48-083	8.75	x 2-1/2"	25	0.17	49-083	11.40
48-084	10.20	x 3"	25	0.22	49-084	13.37
48-085	11.67	x 3-1/2"	25	0.27	49-085	15.35
48-086	13.12	x 4"	25	0.32	49-086	17.31
48-087	14.59	x 4-1/2"	25	0.38	49-087	19.31
48-088	16.06	x 5"	25	0.40	49-088	21.26
48-089	17.52	x 5-1/2"	25	0.42	49-089	23.25
48-090	18.98	x 6"	25	0.48	49-090	25.23
48-091	22.07	x 7"	1	0.45		
48-092	24.99	x 8"	1	0.67	49-092	32.94
48-094	30.86	x 10"	1	0.94	49-094	41.18
48-096	36.71	x 12"	1	1.03		



1" - 11 1/2

1" DIAMETER
SCH 40 WELDED



Part # 304 S.S.	List Price	Length	Box	Approx. Wt. Lbs.	Part # 316 S.S.	List Price
48-100	7.49	X Close (1-1/2")	25	0.13	49-100	10.02
48-101	9.39	x 2"	25	0.20	49-101	12.72
48-102	11.14	x 2-1/2"	25	0.25	49-102	15.26
48-103	13.04	x 3"	25	0.33	49-103	17.95
48-104	14.92	x 3-1/2"	25	0.40	49-104	20.63
48-105	16.80	x 4"	25	0.47	49-105	23.33
48-106	18.69	x 4-1/2"	25	0.53	49-106	26.02
48-107	20.57	x 5"	25	0.55	49-107	28.69
48-108	22.46	x 5-1/2"	25	0.60	49-108	31.38
48-109	24.34	x 6"	25	0.71	49-109	34.06
48-110	28.50	x 7"	1	0.57		
48-111	32.29	x 8"	1	1.02	49-111	44.75
48-113	39.83	x 10"	1	1.16	49-113	55.38
48-115	49.24	x 12"	1	1.31		



1,000# 2 Piece FP #316 Stainless Steel Ball Valve on page 196



1 1/4" - 11 1/2



1-1/4" DIAMETER
SCH 40 WELDED

Part # 304 S.S.	List Price	Length	Box	Approx. Wt. Lbs.	Part # 316 S.S.	List Price
48-120	10.08	X Close (1-5/8")	10	0.17	49-120	13.72
48-121	11.86	x 2"	10	0.23	49-121	16.34
48-122	14.06	x 2-1/2"	10	0.35	49-122	19.57
48-123	16.46	x 3"	10	0.46	49-123	23.03
48-124	18.84	x 3-1/2"	10	0.52	49-124	26.50
48-125	21.23	x 4"	10	0.65	49-125	29.96
48-126	23.62	x 4-1/2"	10	0.53	49-126	33.42
48-127	26.02	x 5"	10	0.60	49-127	36.88
48-128	28.40	x 5-1/2"	10	0.61	49-128	40.35
48-129	30.78	x 6"	10	0.71	49-129	43.81
48-131	40.48	x 8"	1	1.34		
48-135	59.59	x 12"	1	1.54		



1-1/2" - 11 1/2



1-1/2" DIAMETER
SCH 40 WELDED

Part # 304 S.S.	List Price	Length	Box	Approx. Wt. Lbs.	Part # 316 S.S.	List Price
48-140	12.33	X Close x 1-3/4"	10	0.25	49-140	16.94
48-141	13.52	x 2"	10	0.32	49-141	18.76
48-142	16.35	x 2-1/2"	10	0.41	49-142	22.85
48-143	19.16	x 3"	10	0.52	49-143	26.94
48-144	21.99	x 3-1/2"	10	0.62	49-144	31.02
48-145	24.81	x 4"	10	0.73	49-145	35.11
48-146	27.64	x 4-1/2"	10	0.86	49-146	39.22
48-147	30.46	x 5"	10	0.95	49-147	43.29
48-148	33.28	x 5-1/2"	10	1.01	49-148	47.38
48-149	36.09	x 6"	10	1.19	49-149	51.47
48-151	47.69	x 8"	1	1.63	49-151	67.44
48-152	53.34	x 9"	1	1.88		
48-153	48.14	x 10"	1	2.28		
48-155	69.53	x 12"	1	2.43		

New SS Mini Ball Valves w/Viton O-Ring on page 198

SCH 40 STAINLESS STEEL NIPPLES

STAINLESS STEEL





2" DIAMETER
SCH 40 WELDED

Part # 304 S.S.	List Price	Length	Box	Approx. Wt. Lbs.	Part # 316 S.S.	List Price
48-160	19.15	X Close (2")	10	0.37	49-160	26.32
48-161	21.33	x 2-1/2"	10	0.54	49-161	30.11
48-162	24.68	x 3"	10	0.65	49-162	35.17
48-163	28.37	x 3-1/2"	10	0.88	49-163	40.56
48-164	32.04	x 4"	10	1.02	49-164	45.96
48-165	35.72	x 4-1/2"	10	1.16	49-165	51.34
48-166	39.40	x 5"	10	1.29	49-166	56.75
48-167	43.07	x 5-1/2"	10	1.46	49-167	62.13
48-168	46.75	x 6"	10	1.57	49-168	67.51
48-169	54.80	x 7"	1	1.92	49-169	79.06
48-170	62.16	x 8"	1	2.01	49-170	88.91
48-171	69.52	x 9"	1	2.55		
48-172	76.87	x 10"	1	2.69		
48-174	88.31	x 12"	1	2.89		

2-1/2" DIAMETER
SCH 40 WELDED

Part # 304 S.S.	Length	Box	Approx. Wt. Lbs.	List Price
48-180	X Close (2-1/2")	10	0.64	38.83
48-187	x 6"	1	2.37	77.67
48-193	x 12"	1	4.85	135.52



3" DIAMETER
SCH 40 WELDED

Part # 304 S.S.	List Price	Length	Box	Approx. Wt. Lbs.	Part # 316 S.S.	List Price
48-200	54.64	X Close (2-5/8")	10	0.95	49-200	70.15
48-201	60.32	x 3"	10	1.32	49-201	77.95
48-203	75.52	x 4"	10	1.66	49-203	90.69
48-205	86.49	x 5"	5	1.72	49-205	115.01
48-207	101.68	x 6"	5	1.88	49-207	135.78
48-209	136.92	x 8"	1	1.91	49-209	182.44
48-213	202.70	x 12"	1	2.12		



4" DIAMETER
SCH 40 WELDED

Part # 304 S.S.	List Price	Length	Box	Approx. Wt. Lbs.	Part # 316 S.S.	List Price
48-220	69.82	X Close (2-7/8")	8	1.15	49-220	94.75
		x 4"	1	2.98	49-223	126.35
48-227	130.52	x 6"	1	4.10	49-234	181.62
		x 8"	1	5.95	49-236	244.33
		x 12"	1	9.25	49-240	356.73



150# 304 & 316 Stainless Steel Fittings

Our high quality standard pattern 150lb rated stainless steel threaded fittings are manufactured to the highest standards. All stainless steel fittings are monitored by our quality control personnel for strict compliance with applicable standards and specifications.

These stainless steel pipe fittings are excellent for uses that involve chemicals or liquids that may be corrosive. Along with fighting corrosion, a stainless steel pipe fitting will prevent contamination making it useful to many professionals.

- Use with air, water, oil, natural gas, steam
- NPT and FNPT threads conform to ASME B1.20.1
- Maximum Pressure: 300 psi @ 72 F;150 psi @ 366 F for steam
- Maximum Steam Pressure: 150 psi
- Material Conforms to ASTM A-351. Class 150 Pressure Ratings
- Manufacturing facility is ISO 9001:2008
- 304 Stainless Steel is economically priced, chromium-nickel material that offers very good corrosion resistance. 316 Stainless Steel has higher nickel content and contains molybdenum for even better corrosion resistance.

HIGH PRESSURE 1000# BARSTOCK



1000#

- Stainless bar stock dimensions conform to MSS SP-114
- NPT threads conform to ASME B1.20.1
- Manufacturing facility is ISO 9001:2008
- Fittings meet applicable chemical & physical properties

HIGH PRESSURE 3000# FORGED

A182 and ANSI/ASME B16.11.



3000#

- Use with air, water, oil, natural gas, steam
- Maximum Pressure:

Type 304 SS: 2,570 psi @ 72°F;
1,965 psi @ 350°F for steam

Type 316 SS: 3,000 psi @ 72°F
2810 psi @ 350°F for steam

- Pipe Nipples and Pipe: Use threaded Schedule 80 thickwall stainless steel

304 & 316 150# SS FITTINGS

STAINLESS STEEL

90° ELBOW
304 & 316 150#



Part # 304 S.S	List Price	Size	Box	Approx. Wt. Lbs.	Part # 316 S.S.	List Price
62-100	6.53	1/8”	25	0.06	63-100	8.37
62-101	6.53	1/4”	25	0.06	63-101	8.37
62-102	8.10	3/8”	25	0.11	63-102	10.16
62-103	8.62	1/2”	25	0.13	63-103	11.22
62-104	12.39	3/4”	25	0.20	63-104	16.27
62-105	17.55	1”	10	0.33	63-105	20.42
62-106	30.79	1-1/4”	10	0.55	63-106	35.01
62-107	40.99	1-1/2”	5	0.77	63-107	46.70
62-108	51.97	2”	5	1.10	63-108	59.04
62-109	118.40	2-1/2”	1	2.09	63-109	96.36
62-110	150.86	3”	1	2.84	63-110	134.33
62-112	294.41	4”	1	5.00	63-112	327.89

90° STREET ELBOW
304 & 316 150#



Part # 304 S.S	List Price	Size	Box	Approx. Wt. Lbs.	Part # 316 S.S.	List Price
62-160	9.32	1/8”	25	0.04	63-160	11.20
62-161	9.32	1/4”	25	0.07	63-161	11.42
62-162	11.22	3/8”	25	0.09	63-162	14.04
62-163	13.21	1/2”	25	0.15	63-163	16.52
62-164	18.33	3/4”	25	0.24	63-164	21.77
62-165	31.70	1”	10	0.31	63-165	34.75
62-166	46.04	1-1/4”	10	0.51	63-166	51.94
62-167	54.47	1-1/2”	5	0.84	63-167	57.85
62-168	73.76	2”	5	1.26	63-168	82.64
62-169	121.00	3"	1	4.16	63-170	275.75
		4"	1	7.61	63-171	544.58

45° ELBOW
304 & 316 150#



Part # 304 S.S	List Price	Size	Box	Approx. Wt. Lbs.	Part # 316 S.S.	List Price
62-180	8.25	1/8”	25	0.04	63-180	9.97
62-181	8.25	1/4”	25	0.07	63-181	9.97
62-182	9.70	3/8”	25	0.09	63-182	12.17
62-183	10.66	1/2”	25	0.13	63-183	13.35
62-184	15.55	3/4”	25	0.20	63-184	17.54
62-185	18.98	1”	10	0.33	63-185	21.97
62-186	30.40	1-1/4”	10	0.49	63-186	34.57
62-187	36.17	1-1/2”	5	0.66	63-187	41.10
62-188	50.89	2”	5	1.14	63-188	57.48
62-189	154.58	2-1/2"	1	2.82		
62-190	213.04	3"	1	2.91	63-190	239.98
62-191	379.13	4"	1	5.05	63-192	451.78

TEE
304 & 316 150#



Part # 304 S.S	List Price	Size	Box	Approx. Wt. Lbs.	Part # 316 S.S.	List Price
62-250	8.76	1/8”	25	0.07	63-250	10.40
62-251	8.76	1/4”	25	0.07	63-251	10.40
62-252	11.16	3/8”	25	0.11	63-252	13.79
62-253	11.70	1/2”	25	0.20	63-253	14.53
62-254	18.63	3/4”	25	0.29	63-254	21.43
62-255	23.72	1”	10	0.42	63-255	26.93
62-256	47.18	1-1/4”	5	0.66	63-256	53.58
62-257	58.64	1-1/2”	5	0.99	63-257	65.00
62-258	75.32	2”	3	1.43	63-258	83.74
62-259	146.86	2-1/2"	1	1.43		
62-260	232.83	3”	1	3.66	63-260	308.49
		4"	1	7.19	63-261	502.59

CROSS
304 & 316 150#



Part # 304 S.S	List Price	Size	Box	Approx. Wt. Lbs.	Part # 316 S.S.	List Price
		1/8”	25	0.06	63-390	18.81
62-391	15.23	1/4”	25	0.09	63-391	18.81
62-392	18.16	3/8”	25	0.13	63-392	22.13
62-393	22.36	1/2”	25	0.29	63-393	27.46
62-394	38.25	3/4”	10	0.44	63-394	47.99
62-395	56.62	1”	10	0.74	63-395	57.93
62-396	67.22	1-1/4”	5	1.25	63-396	83.74
62-397	83.29	1-1/2”	5	1.53	63-397	104.51
62-398	119.24	2”	1	2.28	63-398	143.97
		3"	1	5.46	63-400	488.69
		4"	1	9.41	63-401	791.84

HEX NIPPLE
304 & 316 150#



Part # 304 S.S	List Price	Size	Box	Approx. Wt. Lbs.	Part # 316 S.S.	List Price
62-720	6.36	1/8”	1	0.02	63-720	7.14
62-721	5.98	1/4”	1	0.04	63-721	7.14
62-722	7.06	3/8”	1	0.07	63-722	7.91
62-723	8.38	1/2”	1	0.11	63-723	9.37
62-724	10.30	3/4”	1	0.18	63-724	12.25
62-725	15.08	1”	1	0.22	63-725	16.86
62-726	23.10	1-1/4”	1	0.37	63-726	27.54
62-727	29.19	1-1/2”	1	0.46	63-727	32.68
62-728	46.89	2”	1	0.61	63-728	66.62

REDUCING HEX NIPPLE
304 & 316 150#



Part # 304 S.S	List Price	Size	Box	Approx. Wt. Lbs.	Part # 316 S.S.	List Price
62-740	6.58	1/4" x 1/8"	1	0.04	63-740	7.85
62-741	7.77	3/8" x 1/8"	1	0.07	63-741	8.71
62-742	7.77	3/8" x 1/4"	1	0.07	63-742	8.71
62-744	9.22	1/2" x 1/4"	1	0.09	63-744	10.31
62-745	9.22	1/2" x 3/8"	1	0.11	63-745	10.31
62-747	12.80	3/4" x 1/4"	1	0.15	63-747	14.83
62-748	11.33	3/4" x 3/8"	1	0.15	63-748	13.49
62-749	11.33	3/4" x 1/2"	1	0.15	63-749	13.49

304 & 316 150# SS FITTINGS — STAINLESS STEEL

COUPLING
304 & 316 150#



Part # 304 S.S	List Price	Size*	Box	Approx. Wt. Lbs.	Part # 316 S.S.	List Price
62-410	5.47	1/8"	25	0.03	63-410	6.96
62-411	6.50	1/4"	25	0.06	63-411	6.96
62-412	7.57	3/8"	25	0.07	63-412	8.16
62-413	6.97	1/2"	25	0.13	63-413	8.07
62-414	10.07	3/4"	25	0.18	63-414	11.66
62-415	15.30	1"	25	0.24	63-415	17.38
62-416	24.31	1-1/4"	10	0.44	63-416	27.61
62-417	28.86	1-1/2"	10	0.51	63-417	32.82
62-418	40.68	2"	5	0.79	63-418	46.20
62-419	89.28	2-1/2"	1	1.28	63-419	108.55
62-420	115.42	3"	1	1.87	63-420	140.22
62-421	179.43	4"	1	2.80	63-421	216.56

REDUCING COUPLING
304 & 316 150#



Part # 304 S.S	List Price	Size	Box	Approx. Wt. Lbs.	Part # 316 S.S.	List Price
62-430	6.82	1/4" x 1/8"	25	0.04	63-430	7.77
62-431	8.62	3/8" x 1/8"	25	0.04	63-431	8.62
62-432	7.58	3/8" x 1/4"	25	0.04	63-432	8.62
62-433	10.35	1/2" x 1/8"	25	0.09	63-433	10.35
62-434	7.23	1/2" x 1/4"	25	0.09	63-434	10.35
62-435	7.23	1/2" x 3/8"	25	0.09	63-435	10.35
62-455	12.83	3/4" x 1/8"	25	0.13	63-455	12.83
62-436	10.89	3/4" x 1/4"	25	0.11	63-436	13.28
62-437	10.89	3/4" x 3/8"	25	0.13	63-437	13.28
62-438	10.89	3/4" x 1/2"	25	0.15	63-438	13.28
		1" x 1/4"	25	0.25	63-459	24.17
62-440	21.90	1" x 3/8"	25	0.22	63-440	21.90
62-441	14.89	1" x 1/2"	25	0.24	63-441	21.90
62-442	14.89	1" x 3/4"	25	0.24	63-442	21.90
62-445	21.70	1-1/4" x 3/4"	10	0.33	63-445	28.59
62-446	21.70	1-1/4" x 1"	10	0.35	63-446	28.59
62-447	31.29	1-1/2" x 1/2"	10	0.40	63-447	38.18
62-448	31.29	1-1/2" x 3/4"	10	0.42	63-448	38.18
62-449	31.29	1-1/2" x 1"	10	0.44	63-449	38.18
62-450	31.29	1-1/2" x 1-1/4"	10	0.46	63-450	38.18
62-452	52.27	2" x 1"	5	0.57	63-452	64.39
62-453	52.27	2" x 1-1/4"	5	0.62	63-453	64.39
62-454	52.27	2" x 1-1/2"	5	0.62	63-454	64.39
62-428	176.16	3" x 1"	1	1.82		
62-456	176.16	3" x 2"	1	2.25		

OD MACHINED COUPLING
304 & 316 150#



Part # 304 S.S	List Price	Size	A	B	Box	Approx. Wt. Lbs.	Part # 316 S.S.	List Price
62-410B	5.46	1/8"	0.67	0.56	25	0.04	63-410B	6.35
62-411B	5.31	1/4"	0.94	0.71	25	0.04	63-411B	6.35
62-412B	6.80	3/8"	1.01	0.84	25	0.07	63-412B	6.93
62-413B	7.33	1/2"	1.33	1.01	25	0.09	63-413B	9.71
62-414B	10.15	3/4"	1.41	1.27	25	0.16	63-414B	13.64
62-415B	19.95	1"	1.69	1.54	10	0.21	63-415B	22.16
62-416B	26.05	1-1/4"	1.93	1.90	10	0.31	63-416B	31.07
62-417B	34.74	1-1/2"	1.93	2.16	5	0.41	63-417B	38.85
62-418B	50.39	2"	2.06	2.66	5	0.68	63-418B	58.24
62-420B	173.80	3"	3.23	3.76	1			

HALF COUPLING
304 & 316 150#



Part # 304 S.S	List Price	Size	A	B	Box	Approx. Wt. Lbs.	Part # 316 S.S.	List Price
62-771	2.83	1/4”	0.43	0.69	25	0.02	63-771	2.99
62-772	3.06	3/8”	0.41	0.81	25	0.02	63-772	5.83
62-773	4.25	1/2”	0.59	0.98	25	0.09	63-773	5.08
62-774	5.68	3/4”	0.67	1.22	25	0.11	63-774	6.46
62-775	7.29	1”	0.79	1.47	25	0.13	63-775	16.39
62-776	11.91	1-1/4”	0.95	1.83	10	0.24	63-776	19.71
62-777	15.27	1-1/2”	0.94	2.10	10	0.26	63-777	24.65
62-778	23.87	2”	1.06	2.60	5	0.44	63-778	29.38

UNION
304 & 316 150#

- Stainless Steel Seat



Part # 304 S.S	List Price	Size	Box	Approx. Wt. Lbs.	Part # 316 S.S.	List Price
62-600	22.04	1/8”	25	0.09	63-600	25.00
62-601	22.04	1/4”	25	0.13	63-601	25.00
62-602	22.46	3/8”	25	0.22	63-602	25.43
62-603	24.31	1/2”	25	0.26	63-603	27.61
62-604	30.79	3/4”	25	0.46	63-604	35.02
62-605	46.45	1”	10	0.60	63-605	52.87
62-606	80.59	1-1/4”	5	0.90	63-606	91.41
62-607	91.14	1-1/2”	5	1.10	63-607	103.75
62-608	109.11	2”	1	1.81	63-608	123.73
62-610	372.17	3”	1	3.40	63-610	442.14

CAP - CAST
304 & 316 150#



Part # 304 S.S	List Price	Size	Box	Approx. Wt. Lbs.	Part # 316 S.S.	List Price
62-470	3.29	1/8”	25	0.02	63-470	3.98
62-471	4.71	1/4”	25	0.02	63-471	5.36
62-472	5.54	3/8”	25	0.04	63-472	6.32
62-473	5.75	1/2”	25	0.07	63-473	7.31
62-474	7.19	3/4”	25	0.11	63-474	8.40
62-475	10.80	1”	10	0.18	63-475	12.86
62-476	19.57	1-1/4”	10	0.29	63-476	25.27
62-477	25.66	1-1/2”	10	0.40	63-477	32.42
62-478	32.72	2”	10	0.60	63-478	41.50
62-480	81.61	3”	1	1.28	63-480	85.54
62-481	135.73	4"	1	1.54		

HEX BUSHING
304 & 316 150#



Part # 304 S.S	List Price	Size M x F	Box	Approx. Wt. Lbs.	Part # 316 S.S.	List Price
62-500	4.25	1/4” x 1/8”	25	0.04	63-500	4.80
62-501	4.25	3/8” x 1/8”	25	0.04	63-501	5.48
62-502	4.65	3/8” x 1/4”	25	0.04	63-502	5.48
62-503	5.88	1/2” x 1/8”	25	0.09		
62-504	5.88	1/2” x 1/4”	25	0.09	63-504	6.44
62-505	5.88	1/2” x 3/8”	25	0.11	63-505	6.44
62-506	9.40	3/4" x 1/8"	25	0.13	63-506	9.57
62-507	4.84	3/4” x 1/4”	25	0.15	63-507	9.57
62-508	8.60	3/4” x 3/8”	25	0.15	63-508	10.81
62-509	8.60	3/4” x 1/2”	25	0.15	63-509	9.57
62-557	13.20	1" x 1/8"	25	0.27		
62-510	11.95	1" x 1/4"	25	0.22	63-510	13.66
62-511	11.95	1" x 3/8"	25	0.24	63-511	13.66
62-512	11.95	1” x 1/2”	25	0.24	63-512	13.66
62-513	11.95	1” x 3/4”	25	0.24	63-513	13.66
62-515	23.97	1-1/4” x 3/8”	25	0.37		
62-516	13.50	1-1/4” x 1/2”	25	0.37	63-516	26.70
62-517	21.40	1-1/4” x 3/4”	25	0.37	63-517	26.70
62-518	21.40	1-1/4” x 1”	25	0.37	63-518	26.70
62-521	25.61	1-1/2” x 1/2”	25	0.44	63-521	31.56
62-522	25.61	1-1/2” x 3/4”	25	0.46	63-522	31.56
62-532	31.30	1-1/2” x 1”	25	0.49	63-523	31.56
62-524	25.61	1-1/2” x 1-1/4”	25	0.46	63-524	31.56
62-559	43.11	2" x 1/4"	10	0.95		
62-527	39.06	2” x 1/2”	10	0.66	63-527	49.49
62-528	39.06	2” x 3/4”	10	0.66	63-528	44.82
62-529	39.06	2” x 1”	10	0.66	63-529	44.82
62-530	39.06	2” x 1-1/4”	10	0.68	63-530	44.82
62-531	39.06	2” x 1-1/2”	10	0.68	63-531	44.82
62-536	73.90	2-1/2" x 1"	5	1.70		
62-534	66.93	2-1/2” x 1-1/2”	5	1.23	63-534	76.16
62-535	66.93	2-1/2” x 2”	5	1.21	63-535	76.16
		3" x 1"	5	2.20	63-550	129.28
		3" x 1-1/2"	5	1.97	63-537	129.28
62-538	102.56	3” x 2”	5	1.72	63-538	117.11
62-539	102.56	3” x 2-1/2”	5	1.81		
		4" x 1-1/2"	5	3.92	63-540	232.54
		4" x 2"	1	3.72	63-541	232.54
62-543	186.64	4” x 3”	1	2.43	63-543	232.54

- SEE PAGE 13 FOR STAINLESS STEEL BULKHEAD FITTINGS
- SEE PAGE 230 FOR STAINLESS STEEL:
  - BARBED FOR PLASTIC PIPE
  - WELL COUPLINGS
  - MERCHANT COUPLINGS

HEX LOCKNUT
304 & 316 150#

• Straight Thread



Part # 304 S.S	List Price	Size	Box	Approx. Wt. Lbs.	Part # 316 S.S.	List Price
62-700	13.42	1/8"	25	0.02		
62-701	13.42	1/4”	25	0.05	63-701	14.63
62-702	13.42	3/8”	25	0.06	63-702	14.63
62-703	13.42	1/2”	25	0.07	63-703	14.63
62-704	16.36	3/4”	25	0.11	63-704	18.36
62-705	18.56	1”	25	0.15	63-705	20.63
62-706	38.38	1-1/4”	25	0.22	63-706	41.78
62-707	38.43	1-1/2”	25	0.29	63-707	52.00
62-708	42.26	2”	10	0.35	63-708	45.85

HEX SOCKET PLUG - BARSTOCK
304 & 316 150#



Part # 316 S.S	Size	Box	Approx. Wt. Lbs.	List Price
63-759	1/16"	1	0.03	3.92
63-760	1/8 "	1	0.05	3.51
63-761	1/4 "	1	0.07	5.00
63-762	3/8 "	1	0.10	8.52
63-763	1/2 "	1	0.14	11.73
63-764	3/4 "	1	0.21	28.12
63-765	1"	1	0.24	40.50

CORED SQUARE HEAD PLUG
304 & 316 150#



Part # 304 S.S	List Price	Size	Box	Approx. Wt. Lbs.	Part # 316 S.S.	List Price
62-670	2.82	1/8”	25	0.02	63-670	3.04
62-671	3.33	1/4”	25	0.03	63-671	3.86
62-672	4.46	3/8”	25	0.04	63-672	5.09
62-653	6.37	1/2”	25	0.06	63-653	7.19
62-654	7.77	3/4”	25	0.13	63-654	8.80
62-655	9.82	1”	25	0.20	63-655	10.99
62-656	19.57	1-1/4”	25	0.32	63-656	26.00
62-657	23.32	1-1/2”	10	0.41	63-657	28.72
62-658	27.59	2”	10	0.65	63-658	39.63
62-659	45.63	2-1/2"	1	1.04		
62-660	66.11	3”	1	0.88		

SOLID SQUARE HEAD PLUG
316 150#



Part # 316 S.S	Size	Box	Approx. Wt. Lbs.	List Price
63-680	1/8"	25	0.04	6.57
63-681	1/4"	25	0.04	8.84
63-682	3/8"	25	0.05	10.36
63-683	1/2"	25	0.06	15.54
63-684	3/4"	25	0.12	29.58

304 & 316 150# SS FITTINGS — STAINLESS STEEL

SOLID HEX HEAD PLUG
316 150#



Part # 316 S.S	Size	Box	Approx. Wt. Lbs.	List Price
63-660	1/8"	25	0.04	7.23
63-661	1/4"	25	0.06	9.10
63-662	3/8"	25	0.08	13.32
63-663	1/2"	25	0.12	23.68
63-664	3/4"	25	0.15	31.86
63-665	1"	25	0.24	46.23

CORED HEX HEAD PLUG
304 & 316 150#



Part # 304 S.S	List Price	Size	Box	Approx. Wt. Lbs.	Part # 316 S.S.	List Price
62-630	3.12	1/8”	25	0.02	63-630	3.87
62-631	3.12	1/4”	25	0.02	63-631	3.87
62-632	3.86	3/8”	25	0.04	63-632	4.37
62-633	6.09	1/2”	25	0.07	63-633	7.31
62-634	7.66	3/4”	25	0.11	63-634	9.24
62-635	13.21	1”	25	0.20	63-635	14.71
62-636	21.19	1-1/4”	25	0.31	63-636	25.40
62-637	23.20	1-1/2”	10	0.44	63-637	32.73
62-638	32.01	2”	10	0.65	63-638	43.38
		4"	1	2.77	63-641	221.00

HOSE NIPPLE
304 & 316 150#



HOSE BARB X MALE PIPE

Part # 304 S.S	List Price	Hose I.D. x Male Pipe	Box	Approx. Wt. Lbs.	Part # 316 S.S.	List Price
73-951	7.08	1/4”	1	0.04	973-951	7.14
73-952	10.99	3/8”	1	0.07	973-952	10.36
73-953	12.22	1/2”	1	0.13	973-953	16.35
73-954	14.55	3/4”	1	0.20	973-954	20.96
73-955	17.70	1”	1	0.33	973-955	20.58
73-956	27.73	1-1/4”	1	0.47	973-956	31.09
73-957	34.75	1-1/2”	1	0.67	973-957	53.95
73-958	44.69	2”	1	0.88	973-958	57.54
73-959	104.00	2-1/2”	1	1.45	973-959	133.67
73-960	119.24	3”	1	1.94	973-990	164.70
73-961	377.81	4”	1	3.57	973-991	204.55

REDUCING HOSE NIPPLE
304 & 316 150#



HOSE BARB X MALE PIPE

Part # 304 S.S	Hose I.D. x Male Pipe	Box	Approx. Wt. Lbs.	List Price
73-970	1/4” x 1/8”	1	0.04	7.64
73-971	3/8” x 1/4”	1	0.07	8.89
73-972	1/2” x 3/8”	1	0.13	12.23
73-973	1/2” x 1/4”	1	0.13	12.69
73-974	3/4” x 1/2”	1	0.20	15.69
73-975	1” x 3/4”	1	0.33	18.65
73-976	1” x 1/2”	1	0.33	29.90
73-977	1-1/4” x 1”	1	0.46	28.93
73-979	1-1/2” x 1-1/4”	1	0.66	46.69
73-980	1-1/2” x 1”	1	0.66	39.58
73-981	2” x 1-1/2”	1	0.88	56.00
73-982	2” x 1-1/4”	1	0.88	44.78



BLACK AND GALVANIZED STEEL NIPPLES

Product Specifications

Welded steel pipe nipples both galvanized and black in diameters ranging from 1/8" up to 4" in lengths from close to 12" and cut-pipe up to 120". -200°-150° Temp Rating.

Technical Specifications

Standards: Product complies with ASTM A-53, A-733 and ANSI B1.20.1 for threading, dimensions and pipe specifications.

Pipe: Complies with ASTM A-53 mill tested schedule 40 and 80 for both Welded & Seamless Meets ANSI B36.1. All pipe is hydrostatic tested.

Galvanized: Zinc coating applied by hot dipped. Galvanized complying with ASTM A-123, NSF approved, RoHS compliant.

Black: Protected against oxidation with varnish coating.

Cutting Procedure: All pipe is roller cut. A visual inspection of seams, excessive galvanizing, mid-welds, poor galvanizing, bends, roundness, under and over weight of the pipe is made at the time it is cut. This is done for every length of pipe. Pipe lengths are cut to a tolerance of + or - 1/16" of the actual length.

Threading Procedure:

All pipe is chaser thread cut to American Standard Tapered Pipe Thread standards. This is 3/4" taper per foot. Pipe is visually inspected for roundness of threads and other visual faults as it is removed from the threading machine.

SCHEDULE 80 SEAMLESS



XXS SEAMLESS



- ASTM A106 Grade B Seamless Pipe
- ASTM A 53
- WWN 351
- Standard NPT Tapered Pipe Threads as per ANSI B 1.20.1 Specification

BLACK & GALVANIZED SCH 40 STEEL NIPPLES

1/8" - 27

Wall Thickness 0.068 - GradeB - Test Pressure 700 PSI - Thread Length 0.39



1/8" DIAMETER
SCH 40 WELDED



Part # Galv	List Price	Length	Box/Case	Approx. Wt. Lbs.	Part # Black	List Price
56-001	2.29	X Close (3/4")	50/600	0.02	57-001	1.62
56-002	2.37	x 1-1/2"	50/600	0.03	57-002	1.83
56-003	2.65	x 2"	50/500	0.04	57-003	1.97
56-004	2.88	x 2-1/2"	100/400	0.06	57-004	2.19
56-005	3.27	x 3	50/300	0.07	57-005	2.43
56-006	3.50	x 3-1/2"	50/300	0.08	57-006	2.65
56-007	3.86	x 4"	50/300	0.09	57-007	3.07
56-008	4.96	x 4-1/2"	50/300	0.10	57-008	3.99
56-009	6.51	x 5"	50/300	0.11	57-009	4.60
56-010	7.02	x 5-1/2"	50/300	0.12	57-010	5.05
56-011	7.33	x 6"	50/300	0.13	57-011	5.59
56-012	9.14	x 7"	50/300	0.15	57-012	6.64
56-013	9.64	x 8"	50/300	0.18	57-013	7.02
56-014	10.13	x 9"	50/300	0.21	57-014	7.29
56-015	10.98	x 10"	50/300	0.25	57-015	7.76
56-017	12.30	x 12"	50/300	0.29	57-017	8.18

1/4"-18

Wall Thickness 0.068 - GradeB - Test Pressure 700 PSI - Thread Length 0.39



1/4" DIAMETER
SCH 40 WELDED



Part # Galv	List Price	Length	Box/Case	Approx. Wt. Lbs.	Part # Black	List Price
56-020	2.39	X Close (7/8")	50/600	0.04	57-020	1.96
56-021	2.56	x 1-1/2"	125/500	0.06	57-021	2.08
56-022	2.98	x 2"	125/500	0.06	57-022	2.31
56-023	3.43	x 2-1/2"	100/400	0.08	57-023	2.62
56-024	3.88	x 3	50/300	0.10	57-024	2.88
56-025	4.18	x 3-1/2"	50/300	0.12	57-025	3.19
56-026	4.36	x 4"	50/300	0.14	57-026	3.52
56-027	5.24	x 4-1/2"	50/300	0.17	57-027	4.27
56-028	6.17	x 5"	50/300	0.19	57-028	5.05
56-029	7.16	x 5-1/2"	50/300	0.21	57-029	5.57
56-030	7.48	x 6"	50/300	0.23	57-030	6.19
56-031	9.00	x 7"	50/100	0.27	57-031	7.27
56-032	9.17	x 8"	50/100	0.31	57-032	7.40
56-033	9.64	x 9"	50/100	0.35	57-033	8.06
56-034	11.57	x 10"	50/100	0.40	57-034	8.73
56-035	13.86	x 11"	50/100	0.44	57-035	9.14
56-036	14.11	x 12"	50/100	0.48	57-036	9.68
56-038	37.99	x 18"	50/100	0.54		



See page 204 for Standard port 2,000 Carbon Steel Ball Valve

STEEL NIPPLES — BLACK & GALVANIZED SCH 40



3/8" DIAMETER
SCH 40 WELDED

Wall Thickness 0.091 - Grade B - Test Pressure 700 PSI - Thread Length 0.6



Part # Galv	List Price	Length	Box/Case	Approx. Wt. Lbs.	Part # Black	List Price
56-040	2.79	X Close (1")	50/600	0.05	57-040	2.15
56-041	3.23	x 1-1/2"	125/500	0.07	57-041	2.29
56-042	3.34	x 2"	125/500	0.08	57-042	2.83
56-043	3.74	x 2-1/2"	100/400	0.11	57-043	2.79
56-044	4.20	x 3"	50/300	0.13	57-044	3.33
56-045	5.41	x 3-1/2"	50/300	0.16	57-045	3.52
56-046	5.41	x 4"	50/300	0.19	57-046	3.89
56-047	5.70	x 4-1/2"	50/200	0.21	57-047	4.27
56-048	7.39	x 5"	50/150	0.24	57-048	5.70
56-049	7.99	x 5-1/2"	50/150	0.27	57-049	6.04
56-050	8.39	x 6"	50/100	0.29	57-050	6.40
56-051	8.91	x 7"	50/100	0.35	57-051	7.67
56-052	9.30	x 8"	50/100	0.40	57-052	8.39
56-053	11.23	x 9"	50/100	0.45	57-053	8.94
56-054	11.57	x 10"	50/100	0.51	57-054	9.50
56-055	16.58	x 11"	50/100	0.56	57-055	10.04
56-056	12.34	x 12"	50/100	0.62	57-056	10.32
56-430	27.38	x 18"	5/10	0.71	57-430	34.80
		x 24"	1/1	1.02	57-431	25.56
		x 36"	1/1	1.54	57-433	33.03



1/2" DIAMETER
SCH 40 WELDED

Wall Thickness 0.109 - Grade B - Test Pressure 700 PSI - Thread Length 0.78



Part # Galv	List Price	Length	Box/Case	Approx. Wt. Lbs.	Part # Black	List Price
56-060	1.69	X Close (1-1/8")	50/600	0.08	57-060	1.52
56-061	1.91	x 1-1/2"	125/500	0.08	57-061	1.62
56-062	2.10	x 2"	125/500	0.12	57-062	1.73
56-063	2.21	x 2-1/2"	100/400	0.15	57-063	1.83
56-064	2.39	x 3"	50/300	0.19	57-064	2.06
56-065	2.65	x 3-1/2"	50/300	0.23	57-065	2.27
56-066	2.93	x 4"	50/300	0.27	57-066	2.56
56-067	3.27	x 4-1/2"	50/200	0.30	57-067	2.76
56-068	3.53	x 5"	50/150	0.34	57-068	3.04
56-069	3.75	x 5-1/2"	50/150	0.38	57-069	3.40
56-070	3.99	x 6"	50/100	0.42	57-070	3.63
56-071	6.40	x 7"	50/100	0.49	57-071	5.51
56-072	7.00	x 8"	50/100	0.57	57-072	5.93
56-073	8.14	x 9"	50/100	0.65	57-073	6.68
56-074	8.33	x 10"	50/100	0.72	57-074	7.11
56-075	8.98	x 11"	50/100	0.80	57-075	7.94
56-076	9.47	x 12"	40/80	0.87	57-076	11.58
56-240	14.78	x 18"	1/3	1.29	57-240	17.22
56-241	23.19	x 24"	1/3	1.74	57-241	21.07
56-242	24.99	x 30"	1/3	2.16	57-242	25.92
56-243	34.36	x 36"	1/3	2.61	57-243	28.00
56-244	71.46	x 42"	1/3	3.03	57-244	59.51
56-245	43.59	x 48"	1/3	3.48	57-245	33.75
56-246	48.92	x 60"	1/3	4.35	57-246	39.20
56-247	72.22	x 72"	1/3	5.22	57-247	49.94

BLACK & GALVANIZED SCH 40 STEEL NIPPLES



3/4" DIAMETER
SCH 40 WELDED

Wall Thickness 0.113 - Grade B - Test Pressure 700 PSI - Thread Length 0.79



Part # Galv	List Price	Length	Box/Case	Approx. Wt. Lbs.	Part # Black	List Price
56-080	2.27	X Close (1-3/8")	50/300	0.13	57-080	2.06
56-081	2.39	x 1-1/2"	125/250	0.10	57-081	2.17
56-082	2.56	x 2"	125/250	0.15	57-082	2.28
56-083	2.77	x 2-1/2"	50/250	0.20	57-083	2.52
56-084	3.05	x 3"	50/200	0.24	57-084	2.76
56-085	3.37	x 3-1/2"	50/150	0.29	57-085	3.06
56-086	3.70	x 4"	50/150	0.34	57-086	3.36
56-087	4.03	x 4-1/2"	50/150	0.39	57-087	3.66
56-088	4.66	x 5"	50/150	0.43	57-088	4.06
56-089	5.32	x 5-1/2"	60/120	0.48	57-089	4.37
56-090	5.18	x 6"	50/100	0.53	57-090	4.72
56-091	8.78	x 7"	50/100	0.63	57-091	6.72
56-092	9.09	x 8"	50/100	0.72	57-092	7.47
56-093	9.91	x 9"	40/80	0.82	57-093	8.97
56-094	9.96	x 10"	40/80	0.91	57-094	9.39
56-095	12.42	x 11"	30/60	1.01	57-095	9.60
56-096	11.14	x 12"	30/60	1.10	57-096	9.96
56-250	18.25	x 18"	1/3	1.63	57-250	14.62
56-251	23.41	x 24"	1/3	2.20	57-251	17.94
56-252	26.10	x 30"	1/3	2.73	57-252	23.10
56-253	29.82	x 36"	1/3	3.30	57-253	27.34
56-254	76.69	x 42"	1/3	3.83	57-254	66.31
56-255	47.78	x 48"	1/3	4.40	57-255	36.34
56-256	56.89	x 60"	1/3	5.50	57-256	44.58
56-257	62.81	x 72"	1/3	6.60	57-257	49.09



See page 205 for Full port 2,000# Carbon Steel Ball Valve

Darkness cannot drive out darkness: only light can do that. Hate cannot drive out hate: only love can do that.

- Martin Luther King Jr.

STEEL NIPPLES — BLACK & GALVANIZED SCH 40



1" DIAMETER
SCH 40 WELDED

Wall Thickness 0.133 - Grade B - Test Pressure 700 PSI - Thread Length 0.98



Part # Galv	List Price	Length	Box/Case	Approx. Wt. Lbs.	Part # Black	List Price
56-100	3.33	X Close (1-1/2")	50/200	0.16	57-100	3.03
56-101	3.50	x 2"	50/150	0.23	57-101	3.36
56-102	3.82	x 2-1/2"	50/150	0.29	57-102	3.36
56-103	4.20	x 3"	50/100	0.36	57-103	3.74
56-104	5.05	x 3-1/2"	50/100	0.43	57-104	4.13
56-105	5.75	x 4"	50/100	0.50	57-105	4.58
56-106	5.73	x 4-1/2"	50/100	0.56	57-106	4.91
56-107	6.02	x 5"	50/100	0.63	57-107	5.29
56-108	6.70	x 5-1/2"	50/100	0.70	57-108	5.70
56-109	6.89	x 6"	40/80	0.77	57-109	6.19
56-110	10.32	x 7"	25/50	0.90	57-110	8.44
56-111	11.26	x 8"	25/50	1.03	57-111	9.23
56-112	22.43	x 9"	15/30	1.17	57-112	10.21
56-113	21.75	x 10"	15/30	1.30	57-113	10.97
56-114	26.59	x 11"	15/30	1.44	57-114	14.89
56-115	26.59	x 12"	15/30	1.57	57-115	12.79
56-260	30.06	x 18"	1/3	2.34	57-260	25.58
56-261	36.37	x 24"	1/3	3.14	57-261	29.59
56-262	60.84	x 30"	1/3	3.91	57-262	44.88
56-263	53.11	x 36"	1/3	4.71	57-263	42.06
56-264	97.76	x 42"	1/3	5.48	57-264	87.96
56-265	77.30	x 48"	1/3	6.28	57-265	60.13
56-266	92.73	x 60"	1/3	7.85	57-266	82.10
56-267	105.92	x 72"	1/3	9.42	57-267	139.56



High Pressure 7,250 psi Full Port Ball Valves - see page 206

If you tell the truth, you don't have to remember anything.

- Mark Twain

BLACK & GALVANIZED SCH 40 STEEL NIPPLES



1-1/4" DIAMETER
SCH 40 WELDED

Wall Thickness 0.14 - Grade B - Test Pressure 1300 PSI - Thread Length 1.01



Part # Galv	List Price	Length	Box/Case	Approx. Wt. Lbs.	Part # Black	List Price
56-120	4.48	X Close (1-5/8")	50/100	0.25	57-120	3.98
56-121	4.64	x 2"	50/100	0.32	57-121	4.27
56-122	5.06	x 2-1/2"	50/100	0.41	57-122	4.59
56-123	5.54	x 3"	50/100	0.50	57-123	5.04
56-124	6.36	x 3-1/2"	30/60	0.60	57-124	5.51
56-125	7.33	x 4"	30/60	0.69	57-125	6.09
56-126	8.13	x 4-1/2"	30/60	0.78	57-126	6.57
56-127	7.83	x 5"	25/50	0.87	57-127	7.23
56-128	8.62	x 5-1/2"	25/50	0.96	57-128	7.47
56-129	8.86	x 6"	25/50	1.06	57-129	7.99
56-130	17.17	x 7"	15/30	1.24	57-130	11.09
56-131	14.88	x 8"	15/30	1.42	57-131	12.29
56-132	24.67	x 9"	15/30	1.61	57-132	13.23
56-133	23.91	x 10"	15/30	1.79	57-133	14.17
56-134	24.18	x 11"	10/20	1.97	57-134	16.91
56-135	30.12	x 12"	10/20	2.16	57-135	25.80
56-270	36.06	x 18"	1/3	3.22	57-270	27.80
56-271	46.94	x 24"	1/3	4.32	57-271	36.06
56-272	54.75	x 30"	1/3	3.22	57-272	56.07
56-273	70.54	x 36"	1/3	6.48	57-273	70.52
56-275	94.06	x 48"			57-275	89.76



1-1/2" DIAMETER
SCH 40 WELDED

Wall Thickness 0.145 - Grade B - Test Pressure 1300 PSI - Thread Length 1.03



Part # Galv	List Price	Length	Box/Case	Approx. Wt. Lbs.	Part # Black	List Price
56-140	5.59	X Close (1-3/4")	50/100	0.31	57-140	4.80
56-141	5.89	x 2"	40/80	0.37	57-141	4.94
56-142	6.17	x 2-1/2"	40/80	0.47	57-142	5.48
56-143	6.77	x 3"	40/80	0.58	57-143	6.17
56-144	7.38	x 3-1/2"	25/50	0.68	57-144	7.00
56-145	8.06	x 4"	25/50	0.78	57-145	7.41
56-146	9.06	x 4-1/2"	25/50	0.89	57-146	8.18
56-147	9.35	x 5"	25/50	1.10	57-147	8.33
56-148	10.44	x 5-1/2"	20/40	1.10	57-148	8.82
56-149	10.62	x 6"	15/30	1.20	57-149	9.23
56-150	15.96	x 7"	15/30	1.41	57-150	12.84
56-151	17.49	x 8"	15/30	1.62	57-151	14.05
56-152	22.87	x 9"	15/30	1.83	57-152	15.72
56-153	21.80	x 10"	1/20	2.04	57-153	16.61
56-154	28.35	x 11"	1/20	2.25	57-154	27.65
56-155	28.14	x 12"	1/20	2.46	57-155	19.38
56-280	42.56	x 18"	1/3	3.66	57-280	36.53
56-281	68.82	x 24"	1/3	4.92	57-281	51.08
56-282	86.08	x 30"	1/3	6.12	57-282	65.56
56-283	81.96	x 36"	1/3	7.38	57-283	79.50
56-285	103.73	x 48"	1/3	9.84	57-285	122.61
		x 60"			57-286	136.96



2" DIAMETER
SCH 40 WELDED

Wall Thickness 0.154 - Grade B - Test Pressure 2500 PSI - Thread Length 1.06



Part # Galv	List Price	Length	Box/Case	Approx. Wt. Lbs.	Part # Black	List Price
56-160	7.62	X Close (2")	40/80	0.55	57-160	6.34
56-161	8.80	x 2-1/2"	25/50	0.70	57-161	7.62
56-162	9.12	x 3"	25/50	0.86	57-162	7.99
56-163	10.30	x 3-1/2"	1/30	1.01	57-163	9.39
56-164	11.90	x 4"	1/30	1.16	57-164	9.30
56-165	13.13	x 4-1/2"	1/25	1.31	57-165	10.47
56-166	14.17	x 5"	1/30	1.47	57-166	11.11
56-167	13.56	x 5-1/2"	1/30	1.62	57-167	12.06
56-168	14.93	x 6"	1/20	1.77	57-168	12.51
56-169	25.92	x 7"	1/20	2.08	57-169	17.18
56-170	23.23	x 8"	1/20	2.39	57-170	19.87
56-171	42.45	x 9"	1/10	2.70	57-171	21.95
56-172	27.23	x 10"	1/10	3.00	57-172	24.71
56-173	31.17	x 11"	1/10	3.31	57-173	27.17
56-174	34.88	x 12"	1/10	3.62	57-174	32.46
56-290	48.22	x 18"	1/3	5.39	57-290	48.55
56-291	63.45	x 24"	1/3	5.26	57-291	67.57
56-292	92.22	x 30"	1/3	7.03	57-292	75.67
56-293	102.20	x 36"	1/3	10.86	57-293	86.30
56-294	168.55	x 42"	1/3	12.63	57-294	140.61
56-295	128.25	x 48"	1/3	14.48	57-295	146.34
56-296	173.03	x 60"	1/3	18.10	57-296	169.87
56-297	211.31	x 72"	1/3	18.10	57-297	208.37



2-1/2" DIAMETER
SCH 40 WELDED

Wall Thickness 0.203 - Grade B - Test Pressure 2500 PSI - Thread Length 1.57



Part # Galv	List Price	Length	Box/Case	Approx. Wt. Lbs.	Part # Black	List Price
56-180	22.29	X Close (2-1/2")	1/20	1.09	57-180	16.45
56-181	22.95	x 3"	1/20	1.33	57-181	16.76
56-182	32.18	x 3-1/2"	1/20	1.57	57-182	19.72
56-183	25.26	x 4"	1/20	1.82	57-183	19.72
56-184	28.48	x 4-1/2"	1/20	2.06	57-184	24.84
56-185	28.14	x 5"	1/20	2.30	57-185	26.15
56-186	31.46	x 5-1/2"	1/10	2.54	57-186	30.88
56-187	30.90	x 6"	1/10	2.78	57-187	28.64
56-188	39.20	x 7"	1/10	3.27	57-188	47.20
56-189	49.34	x 8"	1/10	3.75	57-189	39.55
56-190	47.10	x 9"	1/10	4.24	57-190	51.07
56-191	48.48	x 10"	1/8	4.72	57-191	41.00
56-192	51.17	x 11"	1/8	5.21	57-192	50.46
56-193	51.37	x 12"	1/8	5.69	57-193	47.86

BLACK & GALVANIZED SCH 40 STEEL NIPPLES



3" DIAMETER
SCH 40 WELDED

Wall Thickness 0.216 - Grade B - Test Pressure 2500 PSI - Thread Length 1.64



Part # Galv	List Price	Length	Box/Case	Approx. Wt. Lbs.	Part # Black	List Price
56-200	27.21	X Close (2-5/8")	1/20	1.52	57-200	19.18
56-201	28.75	x 3"	1/20	1.76	57-201	19.43
56-202	46.97	x 3-1/2"	1/10	2.08	57-202	21.78
56-203	32.26	x 4"	1/10	2.39	57-203	21.78
56-204	38.87	x 4-1/2"	1/10	2.71	57-204	42.57
56-205	39.88	x 5"	1/10	3.03	57-205	26.99
56-206	43.38	x 5-1/2"	1/10	3.35	57-206	30.32
56-207	41.99	x 6"	1/10	3.66	57-207	30.32
56-208	51.55	x 7"	1/8	4.30	57-208	51.33
56-209	52.06	x 8"	1/8	4.93	57-209	40.36
56-210	58.48	x 9"	1/8	5.57	57-210	56.41
56-211	62.67	x 10"	1/5	6.20	57-211	45.32
56-212	99.97	x 11"	1/5	7.20	57-212	69.17
56-213	83.37	x 12"	1/5	7.47	57-213	50.34
		x 24"	1	14.94	57-311	189.27



4" DIAMETER
SCH 40 WELDED

Wall Thickness 0.237 - Grade B - Test Pressure 2210 PSI - Thread Length 1.74



Part # Galv	List Price	Length	Box/Case	Approx. Wt. Lbs.	Part # Black	List Price
56-220	38.91	X Close (2-7/8")	1/10	2.00	57-220	25.23
56-221	39.93	3-1/2"	1/8	2.21		
56-223	42.79	x 4"	1/8	3.41	57-223	29.16
56-224	54.23	x 4-1/2"	1/6	3.86	57-224	33.34
56-225	53.82	x 5"	1/6	4.31	57-225	34.55
56-226	71.72	x 5-1/2"	1/6	4.76	57-226	52.51
56-227	58.04	x 6"	1/6	5.21	57-227	35.64
56-330	105.50	x 7"	1/5	6.48	57-330	41.14
56-229	102.44	x 8"	1/5	7.01	57-229	41.14
56-331	99.63	x 9"	1/5	7.54	57-331	46.83
56-332	116.88	x 10"	1/5	8.14	57-332	46.83
56-228	116.24	x 12"	1/4	8.54	57-228	46.83

Exercise? I thought you said extra fries!

NEW



6" DIAMETER
SCH 40 WELDED

Wall Thickness 0.154 - Grade B - Test Pressure 2500 PSI - Thread Length 1.06



Part # Galv	List Price	Length	Box/Case	Approx. Wt. Lbs.	Part # Black	List Price
56-300	240.61	X Close (3-1/8")	1/1	3.80	57-300	89.01
		x 4"	1/1	5.30	57-304	82.68
		x 6"	1/1	8.30	57-301	124.39
		x 8"	1/1	11.30	57-305	125.59
		x 12"	1/1	17.20	57-308	163.16

NEW



8" DIAMETER
SCH 40 WELDED

Wall Thickness 0.154 - Grade B - Test Pressure 2500 PSI - Thread Length 1.06

Part #	Length	Box/Case	Approx. Wt. Lbs.	List Price
57-320	X Close (3-1/8")	1/1	5.80	152.78
57-322	x 4"	1/1	6.50	195.55
57-324	x 6"	1/1	11.30	275.00
57-326	x 8"	1/1	19.00	314.72
57-328	x 12"	1/1	28.55	370.03

STEEL NIPPLE ASSORTMENTS

B "6" ASSORTMENTS



Black		LENGTH											Wt.	Total	List
		Close	1-1/2"	2"	2-1/2"	3"	3-1/2"	4"	4-1/2"	5"	5-1/2"	6"	Lbs.	Pieces	Prices
973-567	1/2"	6	6	6	6	6	6	6	6	6	6	6	20	66	**201.27**
973-568	3/4"	6	6	6	6	6	6	6	6	6	6	6	27	66	**244.82**
973-569	1"	6		6	6	6	6	6	6	6	6	6	34	60	**341.19**

Galv.		LENGTH											Wt.	Total	List
		Close	1-1/2"	2"	2-1/2"	3"	3-1/2"	4"	4-1/2"	5"	5-1/2"	6"	Lbs.	Pieces	Prices
973-667	1/2"	6	6	6	6	6	6	6	6	6	6	6	20	66	**250.05**
973-668	3/4"	6	6	6	6	6	6	6	6	6	6	6	27	66	**306.24**
973-669	1"	6		6	6	6	6	6	6	6	6	6	34	60	**421.30**

STEEL TOTE TRAYS





Part #	Size	Capacity	List Price
990-781	1/2"	77pcs	80.44
990-782	3/4"	66pcs	87.41
990-783	1"	50pcs	96.07
990-786	1-1/4"	40pcs	107.79
990-784	1-1/2"	30pcs	104.27
990-785	2"	27pcs	130.33

EXTRA HEAVY SEAMLESS STEEL PIPE NIPPLES

1/8" - 27



1/8" DIAMETER SCHEDULE 80 SEAMLESS

Wall Thickness 0.094 - GradeB - Test Pressure850 PSI - Thread Length 0.39

Part #	Length	Box/Case	Approx. Wt. Lbs.	List Price
59-001SMLS	x Close	40/480	0.02	1.73
59-002SMLS	x 1-1/2"	40/480	0.03	2.75
59-003SMLS	x 2"	100/400	0.05	1.90
59-004SMLS	2-1/2"	100/400	0.06	23.32
59-005SMLS	x 3"	40/240	0.08	3.39
59-006SMLS	x 3-1/2"	40/240	0.09	28.27
59-007SMLS	x 4"	40/240	0.11	3.51
59-009SMLS	x 5"	40/120	0.12	46.75
59-010SMLS	x 5-1/2"	40/120	0.13	50.16
59-011SMLS	x 6"	40/80	0.16	6.58

1/4"-18



1/4" DIAMETER SCHEDULE 80 SEAMLESS

Wall Thickness 0.119 - Grade B - Test Pressure 850 PSI - Thread Length 0.59

Part #	Length	Box/Case	Approx. Wt. Lbs.	List Price
59-020SMLS	x Close (7/8")	40 / 480	0.03	2.97
59-021SMLS	x 1-1/2"	100 / 400	0.06	3.51
59-022SMLS	x 2"	100 / 400	0.08	3.51
59-023SMLS	x 2-1/2"	80 / 320	0.10	4.54
59-024SMLS	x 3"	40 / 240	0.12	4.54
59-025SMLS	x 3-1/2"	40 / 240	0.15	4.96
59-026SMLS	x 4"	40 / 240	0.17	4.96
59-027SMLS	x 4-1/2"	40 / 120	0.19	7.81
59-028SMLS	x 5"	40 / 120	0.21	7.81
59-029SMLS	x 5-1/2"	40 / 80	0.24	8.90
59-030SMLS	x 6"	40 / 80	0.26	8.90
59-031SMLS	x 7"	40 / 80	0.30	14.95
59-032SMLS	x 8"	40 / 80	0.35	14.95
59-033SMLS	x 9"	40 / 80	0.39	15.92
59-034SMLS	x 10"	40 / 80	0.44	15.92
59-036SMLS	x 12"	40 / 80	0.53	17.55



5,000# Carbon Steel Check Valves on page 207

3/8"-18



3/8" DIAMETER SCHEDULE 80 SEAMLESS

Wall Thickness 0.126 - Grade B - Test Pressure 850 PSI - Thread Length 0.6

Part #	Length	Box/Case	Approx. Wt. Lbs.	List Price
59-040SMLS	X Close (3/8")	40 / 480	0.05	3.09
59-041SMLS	x 1-1/2"	100 / 400	0.08	3.87
59-042SMLS	x 2"	100 / 400	0.11	3.87
59-043SMLS	x 2-1/2"	80 / 320	0.14	4.60
59-044SMLS	x 3"	40 / 240	0.17	4.60
59-045SMLS	x 3-1/2"	40 / 240	0.20	5.45
59-046SMLS	x 4"	40 / 240	0.23	5.45
59-047SMLS	x 4-1/2"	40 / 160	0.26	7.81
59-048SMLS	x 5"	40 / 120	0.29	7.81
59-049SMLS	x 5-1/2"	40 / 120	0.32	8.90
59-050SMLS	x 6"	40 / 80	0.35	8.90
59-052SMLS	x 8"	40/80	0.47	78.98
59-054SMLS	x 10"	40/80	0.53	68.12
59-056SMLS	x 12"	40/80	0.65	75.96

1/2" - 14



1/2" DIAMETER SCHEDULE 80 SEAMLESS

Wall Thickness 0.147 - Grade B - Test Pressure 850 PSI - Thread Length 0.78

Part #	Length	Box/Case	Approx. Wt. Lbs.	List Price
59-060SMLS	X Close (1-1/8")	40 / 480	0.07	2.85
59-061SMLS	x 1-1/2"	100 / 400	0.11	2.85
59-062SMLS	x 2"	100 / 400	0.15	2.85
59-063SMLS	x 2-1/2"	80 / 320	0.20	3.39
59-064SMLS	x 3"	40 / 240	0.24	3.39
59-065SMLS	x 3-1/2"	40 / 240	0.29	4.06
59-066SMLS	x 4"	40 / 240	0.33	4.06
59-067SMLS	x 4-1/2"	40 / 160	0.38	4.66
59-068SMLS	x 5"	40 / 120	0.42	4.60
59-069SMLS	x 5-1/2"	40 / 120	0.47	5.27
59-070SMLS	x 6"	40 / 80	0.51	5.27
59-071SMLS	x 7"	40 / 80	0.60	10.04
59-072SMLS	x 8"	40 / 80	0.69	10.04
59-073SMLS	x 9"	40/80	0.73	32.59
59-074SMLS	x 10"	40 / 80	0.88	11.37
59-075SMLS	x 11"	32/64	0.96	45.85
59-076SMLS	x 12"	32 / 64	1.06	13.07



3/4" - 14

3/4" DIAMETER SCHEDULE 80 SEAMLESS

Wall Thickness 0.154 - Grade B - Test Pressure 850 PSI - Thread Length 0.79

Part #	Length	Box/Case	Approx. Wt. Lbs.	List Price
59-080SMLS	X Close (1-3/8")	40/240	0.13	3.21
59-081SMLS	x 1-1/2"	100/200	0.15	3.27
59-082SMLS	x 2"	100/200	0.21	3.27
59-083SMLS	x 2-1/2"	40/160	0.27	3.94
59-084SMLS	x 3"	40/160	0.33	3.94
59-085SMLS	x 3-1/2"	40/120	0.39	4.60
59-086SMLS	x 4"	40/120	0.45	4.60
59-087SMLS	x 4-1/2"	40/120	0.51	5.75
59-088SMLS	x 5"	40/120	0.57	5.75
59-089SMLS	x 5-1/2"	48/96	0.64	6.84
59-090SMLS	x 6"	40/80	0.69	6.84
59-091SMLS	x 7"	40/80	0.82	11.80
59-092SMLS	x 8"	40/80	0.94	11.80
59-094SMLS	x 10"	32/64	1.19	13.74
59-096SMLS	x 12"	24/48	1.44	15.55

1" - 11 1/2



1" DIAMETER SCHEDULE 80 SEAMLESS

Wall Thickness 0.179 - Grade B - Test Pressure 850 PSI - Thread Length 0.98

Part #	Length	Box/Case	Approx. Wt. Lbs.	List Price
59-100SMLS	X Close (1-1/2")	40 / 160	0.21	4.79
59-101SMLS	x 2"	40 / 120	0.30	5.39
59-102SMLS	x 2-1/2"	40 / 120	0.37	5.57
59-103SMLS	x 3"	40 / 80	0.47	5.57
59-104SMLS	x 3-1/2"	40 / 80	0.56	6.66
59-105SMLS	x 4"	40 / 80	0.65	6.66
59-106SMLS	x 4-1/2"	40 / 80	0.74	7.93
59-107SMLS	x 5"	40 / 80	0.83	7.93
59-108SMLS	x 5-1/2"	40 / 80	0.92	9.38
59-109SMLS	x 6"	32 / 64	1.01	9.38
59-110SMLS	x 7"	20 / 40	1.19	15.85
59-111SMLS	x 8"	20 / 40	1.37	15.85
59-112SMLS	x 9"	20 / 40	1.55	19.00
59-113SMLS	x 10"	12 / 24	1.74	19.00
59-114SMLS	x 11"	12 / 24	1.92	20.52
59-115SMLS	x 12"	12 / 24	2.10	20.52



1-1/4" DIAMETER SCHEDULE 80 SEAMLESS

Wall Thickness 0.191 - Grade B - Test Pressure 1900 PSI - Thread Length 1.01

Part #	Length	Box/Case	Approx. Wt. Lbs.	List Price
59-120SMLS	X Close (1-5/8")	40 / 80	0.31	5.87
59-121SMLS	x 2"	40 / 80	0.42	6.36
59-122SMLS	x 2-1/2"	40 / 80	0.52	6.90
59-123SMLS	x 3"	40 / 80	0.64	6.90
59-124SMLS	x 3-1/2"	24 / 48	0.77	8.66
59-125SMLS	x 4"	24 / 48	0.90	8.66
59-126SMLS	x 4-1/2"	24 / 48	1.02	10.65
59-127SMLS	x 5"	20 / 40	1.15	10.65
59-128SMLS	x 5-1/2"	20 / 40	1.27	11.98
59-129SMLS	x 6"	20 / 40	1.40	11.98
59-130SMLS	x 7"	20 / 40	1.65	19.97
59-131SMLS	x 8"	12 / 24	1.90	19.97
59-132SMLS	x 9"	12 / 24	2.15	23.06
59-133SMLS	x 10"	12 / 24	2.40	23.06
59-134SMLS	x 11"	8 / 16	2.65	26.57
59-135SMLS	x 12"	8 / 16	2.90	26.57



1-1/2" DIAMETER SCHEDULE 80 SEAMLESS

Wall Thickness 0.2 - Grade B - Test Pressure 1900 PSI - Thread Length 1.03

Part #	Length	Box/Case	Approx. Wt. Lbs.	List Price
59-140SMLS	X Close (1-3/4")	40 / 80	0.41	7.38
59-141SMLS	x 2"	32 / 64	0.51	7.99
59-142SMLS	x 2-1/2"	32 / 64	0.64	8.59
59-143SMLS	x 3"	32 / 64	0.78	8.59
59-144SMLS	x 3-1/2"	20 / 40	0.94	10.35
59-145SMLS	x 4"	20 / 40	1.09	10.35
59-146SMLS	x 4-1/2"	20 / 40	1.23	12.05
59-147SMLS	x 5"	20 / 40	1.39	12.05
59-148SMLS	x 5-1/2"	16 / 32	1.54	13.79
59-149SMLS	x 6"	12 / 24	1.69	13.79
59-150SMLS	x 7"	12 / 24	2.00	23.06
59-151SMLS	x 8"	12 / 24	2.30	23.06
59-152SMLS	x 9"	12 / 24	2.61	26.57
59-153SMLS	x 10"	8 / 16	2.90	26.57
59-154SMLS	x 11"	8 / 16	3.20	32.07
59-155SMLS	x 12"	8 / 16	3.51	32.07

BLACK SCH 80 SEAMLESS | STEEL NIPPLES



2" DIAMETER SCHEDULE 80 SEAMLESS

Wall Thickness 0.218 - Grade B - Test Pressure 2500 PSI - Thread Length 1.06

Part #	Length	Box/Case	Approx. Wt. Lbs.	List Price
59-160SMLS	X Close (2")	32/64	0.30	10.11
59-161SMLS	x 2-1/2"	20 / 40	0.80	11.37
59-162SMLS	x 3"	20 / 40	1.10	11.37
59-163SMLS	x 3-1/2"	12 / 24	1.31	13.07
59-164SMLS	x 4"	12 / 24	1.52	13.07
59-165SMLS	x 4-1/2"	12 / 24	1.72	16.16
59-166SMLS	x 5"	12 / 24	1.94	16.16
59-167SMLS	x 5-1/2"	12 / 24	2.15	18.63
59-168SMLS	x 6"	8 / 16	2.35	18.63
59-169SMLS	x 7"	8 / 16	2.78	32.07
59-170SMLS	x 8"	8 / 16	3.19	32.07
59-171SMLS	x 9"	1 / 8	3.62	37.33
59-172SMLS	x 10"	1 / 8	4.03	37.33
59-173SMLS	x 11"	1 / 8	4.44	43.02
59-174SMLS	x 12"	1 / 8	4.87	43.02
59-196SMLS	x 18"	1/1	7.22	158.40
59-197SMLS	x 24"	1/1	9.74	193.60
59-198SMLS	x 36"	1/1	14.61	246.40
59-199SMLS	x 48"	1/1	19.48	308.00



2-1/2" DIAMETER SCHEDULE 80 SEAMLESS

Wall Thickness 0.276 - Grade B - Test Pressure 2500 PSI - Thread Length 1.57

Part #	Length	Box/Case	Approx. Wt. Lbs.	List Price
59-180SMLS	x Close (2-1/2")	1 / 16	1.25	30.92
59-181SMLS	x 3"	1 / 16	1.57	32.25
59-182SMLS	x 3-1/2"	1 / 16	1.82	37.51
59-183SMLS	x 4"	1 / 16	2.15	37.51
59-184SMLS	x 4-1/2"	1 / 16	1.75	42.66
59-185SMLS	x 5"	1 / 16	2.78	42.66
59-186SMLS	x 5-1/2"	1 / 8	2.25	46.46
59-187SMLS	x 6"	1 / 8	3.41	46.46
59-188SMLS	x 7"	1 / 8	3.89	56.09
59-189SMLS	x 8"	1 / 8	4.69	56.09
59-190SMLS	x 9"	1 / 8	5.34	63.35
59-191SMLS	x 10"	1 / 6	5.97	63.35
59-192SMLS	x 11"	1 / 6	4.89	69.88
59-193SMLS	x 12"	1 / 5	7.26	69.88



3" DIAMETER SCHEDULE 80 SEAMLESS

Wall Thickness 0.3 - Grade B - Test Pressure 2500 PSI - Thread Length 1.64

Part #	Length	Box/Case	Approx. Wt. Lbs.	List Price
59-200SMLS	X Close (2-5/8")	1 / 16	1.79	37.75
59-201SMLS	x 3"	1 / 16	2.11	41.99
59-202SMLS	x 3-1/2"	1 / 16	2.55	48.64
59-203SMLS	x 4"	1 / 8	2.89	48.64
59-204SMLS	x 4-1/2"	1 / 8	3.30	53.79
59-205SMLS	x 5"	1 / 8	3.73	53.79
59-206SMLS	x 5-1/2"	1 / 8	4.17	58.69
59-207SMLS	x 6"	1 / 8	4.57	58.69
59-208SMLS	x 7"	1 / 6	5.45	80.29
59-209SMLS	x 8"	1 / 6	6.29	80.29
59-210SMLS	x 9"	1 / 6	7.17	89.49
59-211SMLS	x 10"	1 / 4	8.01	89.49
59-212SMLS	x 11"	1 / 4	8.85	96.80
59-213SMLS	x 12"	1 / 4	9.72	96.80



4" DIAMETER SCHEDULE 80 SEAMLESS

Wall Thickness 0.337 - Grade B - Test Pressure 2800 PSI - Thread Length 1.74

Part #	Length	Box/Case	Approx. Wt. Lbs.	List Price
59-220SMLS	X Close (2-7/8")	1 / 8	2.91	56.94
59-221SMLS	x 4"	1 / 6	4.26	64.68
59-223SMLS	x 5"	1 / 5	5.49	72.67
59-225SMLS	x 6"	1 / 5	6.72	78.96
59-226SMLS	x 7"	1/3	7.33	92.61
59-227SMLS	x 8"	1 / 3	9.23	92.93
59-229SMLS	x 10"	1 / 3	11.73	107.03
59-231SMLS	x 12"	1 / 3	14.24	118.77

SCHEDULE 80 SEAMLESS



NEW



6" DIAMETER

8" DIAMETER

Part #	List Price	Length	Box/Case	Approx. Wt. Lbs.		Part #	List Price
				6"	8"		
59-300SMLS	76.38	X Close	2	3.57	4.62	59-320SMLS	76.38
59-301SMLS	171.12	x 6"	2	14.29	16.91	59-322SMLS	171.12
59-305SMLS	187.85	x 8"	2	19.05	22.54	59-324SMLS	187.85
59-306SMLS	232.22	x 10"	2	23.81	27.47	59-326SMLS	232.22
59-308SMLS	275.00	x 12"	2	28.57	34.18	59-328SMLS	275.00

BLACK EXTRA HEAVY XXS SEAMLESS | STEEL NIPPLES



1/2" DIAMETER BLACK EXTRA HEAVY XXS SEAMLESS

Wall Thickness 0.294 - Grade B - Test Pressure 1000 PSI - Thread Length 0.79

Part #	Length	Box/Case	Approx. Wt. Lbs.	List Price
59-060SMLSXX	x Close	100 / 200	0.31	10.84
59-062SMLSXX	x 2"	100 / 200	0.58	12.83
59-064SMLSXX	x 3"	50 / 100	0.62	15.55
59-066SMLSXX	x 4"	50 / 100	0.66	19.43
59-070SMLSXX	x 6"	25 / 50	0.75	28.92



3/4" DIAMETER DIAMETER BLACK EXTRA HEAVY XXS SEAMLESS

Wall Thickness 0.308 - Grade B - Test Pressure 1000 PSI - Thread Length 0.79

Part #	Length	Box/Case	Approx. Wt. Lbs.	List Price
59-080SMLSXX	x Close	40/240	0.55	9.54
59-082SMLSXX	x 2"	50 / 100	0.62	17.67
59-086SMLSXX	x 4"	25 / 50	0.68	27.71
59-090SMLSXX	x 6"	25 / 50	0.71	39.88



1" DIAMETER DIAMETER BLACK EXTRA HEAVY XXS SEAMLESS

Wall Thickness 0.358 - Grade B - Test Pressure 1000 PSI - Thread Length 0.98

Part #	Length	Box/Case	Approx. Wt. Lbs.	List Price
59-100SMLSXX	x close	50 / 100	0.88	22.26
59-101SMLSXX	x 2"	50 / 100	1.07	23.54
59-103SMLSXX	x 3"	20/40	1.10	28.07
59-105SMLSXX	x 4"	20 / 40	1.14	36.61
59-109SMLSXX	x 6"	20 / 40	1.75	52.64
59-111SMLSXX	x 8"	1 / 25	1.88	79.74
59-115SMLSXX	x 12"	1 / 15	2.15	104.91



2" DIAMETER DIAMETER BLACK EXTRA HEAVY XXS SEAMLESS

Wall Thickness 0.436 - Grade B - Test Pressure 2500 PSI - Thread Length 1.06

Part #	Length	Box/Case	Approx. Wt. Lbs.	List Price
59-160SMLSXX	x close	1 / 25	1.36	33.88
59-161SMLSXX	x 2-1/2"	1 / 20	1.67	38.79
59-162SMLSXX	x 3"	1 / 20	2.09	49.97
59-163SMLSXX	x 3-1/2"	1 / 12	2.51	53.85
59-164SMLSXX	x 4"	1 / 12	2.86	60.08
59-166SMLSXX	x 5"	1/12	3.04	85.54
59-168SMLSXX	x 6"	1 / 11	3.20	86.76
59-169SMLSXX	x 7"	1 / 8	4.35	91.54
59-170SMLSXX	x 8"	1 / 8	5.86	97.41
59-171SMLSXX	x 9"	1 / 8	6.58	101.71
59-172SMLSXX	x 10"	1 / 8	7.31	106.48
59-174SMLSXX	x 12"	1 / 8	9.34	116.16
59-179SMLSXX	x 24"	1 / 1	14.77	405.79

GROOVE NIPPLES — SCH 40 AND SCH 80

THREAD X GROOVE



SCH 40





SCH 80

2" DIAMETER

Part #	List Price	Box	Wtg	Length	Wtg	Box	Part #	List Price
57162TV	8.89	50	0.70	x 3	1.03	40	59162TV	13.67
57164TV	11.41	30	0.97	x 4	1.40	24	59164TV	15.69
57168TV	16.56	20	1.64	x 6	2.41	16	59168TV	25.02
57170TV	23.42	20	2.15	x 8	3.20	16	59170TV	35.66
57172TV	28.22	10	2.80	x 10	3.65	8	59172TV	42.61
57174TV	33.06	10	3.45	x 12	4.01	8	59174TV	49.71

3" DIAMETER

Part #	List Price	Box	Wtg	Length	Wtg	Box	Part #	List Price
57201TV	18.21	20	1.26	x 3	2.01	16	59201TV	31.48
57203TV	23.52	10	1.80	x 4	3.01	8	59203TV	36.45
57207TV	34.24	10	3.17	x 6	4.87	8	59207TV	52.29
57209TV	48.50	8	4.13	x 8	5.86	6	59209TV	74.47
57211TV	58.54	5	5.48	x 10	6.19	4	59211TV	89.01
57213TV	68.68	5	6.24	x 12	6.37	4	59213TV	94.36

4" DIAMETER

Part #	List Price	Box	Wtg	Length	Wtg	Box	Part #	List Price
57222TV	25.92	8	2.40	x 3	4.11	6	59222TV	50.98
57223TV	33.52	8	2.52	x 4	4.15	6	59221TV	33.52
57227TV	48.72	6	4.30	x 6	6.52	5	59225TV	74.55
57229TV	69.10	4	5.63	x 8	7.18	3	59229TV	127.24
57332TV	83.40	4	7.90	x 10	11.74	3	59231TV	134.70
57228TV	97.76	4	8.25	x 12	14.24	3	59227TV	96.39

Nominal IPS Pipe Size	O.D. Actual	Gasket Seat "A"	Groove Width "B"	Groove Diameter "C"	Actual Groove Depth "D"
2	2.375	0.625	0.312	2.250	0.062
3	3.500	0.625	0.312	3.344	0.078
4	4.500	0.625	0.375	4.334	0.083

BLACK SCH 40 AND SCH 80 SEAMLESS | GROOVE NIPPLES

GROOVE X GROOVE



SCH 40

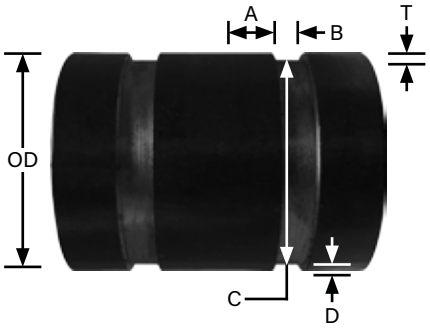



SCH 80

2" DIAMETER

Part #	List Price	Box	Wtg	Length	Wtg	Box	Part #	List Price
57162V	9.66	50	0.70	x 3	1.03	40	59162V	14.93
57164V	12.44	30	0.97	x 4	1.40	24	59164V	17.13
57168V	14.45	20	1.64	x 6	2.41	16	59168V	27.31
57170V	25.52	20	2.15	x 8	3.20	16	59170V	35.40
57172V	30.71	10	2.80	x 10	3.65	8	59172V	46.50
57174V	36.00	10	3.45	x 12	4.01	8	59174V	59.67

3" DIAMETER

Part #	List Price	Box	Wtg	Length	Wtg	Box	Part #	List Price
57201V	19.75	20	1.26	x 3	2.01	16	59201V	31.27
57203V	25.55	10	1.80	x 4	3.01	8	59203V	39.79
57207V	37.28	10	3.17	x 6	4.87	8	59207V	57.06
57209V	52.85	8	4.13	x 8	5.86	6	59209V	81.32
57211V	63.75	5	5.48	x 10	6.19	4	59211V	97.17
57213V	74.78	5	6.24	x 12	6.37	4	59213V	113.28

4" DIAMETER

Part #	List Price	Box	Wtg	Length	Wtg	Box	Part #	List Price
57223V	36.38	8	2.52	x 4	4.15	6	59221V	51.67
57227V	42.62	6	4.35	x 6	6.52	5	59225V	81.36
57229V	75.27	4	5.63	x 8	7.18	3	59227V	115.76
57332V	90.82	4	7.90	x 10	11.74	3	59229V	138.87
57228V	106.45	4	8.25	x 12	14.24	3	59231V	161.68

Nominal IPS Pipe Size	O.D. Actual	Gasket Seat "A"	Groove Width "B"	Groove Diameter "C"	Actual Groove Depth "D"
2	2.375	0.625	0.312	2.250	0.062
3	3.500	0.625	0.312	3.344	0.078
4	4.500	0.625	0.375	4.334	0.083

Product Specifications
Welded steel couplings both galvanized and black in diameters from 1/8" up to 4".

Technical Specifications
Standards: Product complies with ASTM A865 and ANSI B1.20.1 for threading, dimensions and pipe specifications. Federal Spec WW-P-404
Pipe: Complies with ASTM A-53 milltested schedule 40 and 80. Meets ANSI B36.1. All pipe is hydrostatic tested.
Galvanized: Zinc coating applied by hot dipping. Galvanized complying with ASTM-A-123.

MERCHANT COUPLINGS

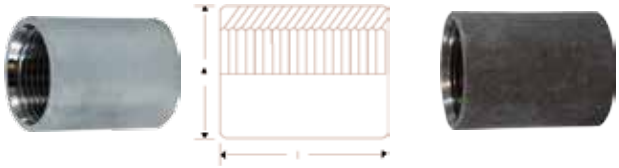

• Straight threads thru 2"

Part # Galv	List Price	Size	Part # Black	List Price
64-770	4.25	1/8"	65-770	2.65
64-771	5.48	1/4"	65-771	3.74
64-772	5.01	3/8"	65-772	3.15
64-773	4.38	1/2"	65-773	3.06
64-774	6.22	3/4"	65-774	4.50
64-775	9.99	1"	65-775	7.08
64-776	11.87	1-1/4"	65-776	9.78
64-777	15.15	1-1/2"	65-777	10.48
64-778	24.83	2"	65-778	14.89
64-779	52.90	2-1/2"	65-779	45.38
64-780	105.83	3"	65-780	87.59
64-781	141.15	4"	65-781	112.37
		5"	65-782	252.25
		6"	65-783	252.25

HALF MERCHANT COUPLINGS



• Straight threads thru 2"

Part # Galv	List Price	Size	Part # Black	List Price
		1/4"	65-771H	4.38
		3/8"	65-772H	5.07
64-773H	3.47	1/2"	65-773H	3.39
64-774H	4.70	3/4"	65-774H	4.49
64-775H	9.48	1"	65-775H	6.53
64-776H	8.39	1-1/4"	65-776H	8.47
64-777H	11.96	1-1/2"	65-777H	9.78
64-778H	21.00	2"	65-778H	13.28
		2-1/2"	65-779H	43.03
64-780H	22.99	3"	65-780H	61.97
64-781H	42.35	4"	65-781H	83.99



#304 STAINLESS STEEL MERCHANT COUPLINGS

Part #	Size	List Price
61775	1	14.00
61776	1-1/4	19.21
61777	1-1/2	22.17
61778	2	31.28

Also available:
Extra Heavy Merchant Couplings

MERCHANT COUPLINGS SPECIFICATIONS

Size	Outside Diam.	Length Inches	Weight 100 pcs approx. Pounds	Quantity per box	Threads per Inch	Threads Type
1/8"	.59"	.78	3.5	1000	27	Straight
1/4"	.73"	1.18	7.5	500	18	Straight
3/8"	.86"	1.18"	9	600	18	Straight
1/2"	1.063"	1-9/16"	13.0	100	14	Straight
3/4"	1.313"	1-5/8"	28.3	50	14	Straight
1"	1.576"	2"	40.1	30	11-1/2	Straight
1-1/4"	1.900"	2-1/16"	49.5	25	11-1/2	Straight
1-1/2"	2.200"	2-1/16"	71.48	25	11-1/2	Straight
2"	2.750"	2-1/8"	112.0	20	11-1/2	Straight
2-1/2"	3.250"	3-1/8"	231.2	8	8	Taper Tapped
3"	4.000"	3-1/4"	353.8	5	8	Taper Tapped
4"	5.000"	3-1/2"	471.8	4	8	Taper Tapped
6"	7.32	4"	1000.05	4	8	Taper Tapped

A105 BLACK STEEL TAPER TAPPED COUPLINGS

Product Specifications
These couplings are manufactured in accordance with American Petroleum Institute specifications 5L & 5B.
All couplings are phosphated.
All sizes are taper tapped 3/4" per foot on the diameter.

*Certified by the American Petroleum Institute



A105
- **Black Steel**
- **API line API SL**

- Each end has a short, unthreaded recess before the threads start.
- Use with sch 80 & sch. 160 nipples & pipe.
- Max. pressure: 300PSI

API LINE PIPE COUPLINGS

Part #	NPT Size	Threads per Inch	Outside Diameter	Length	Unit Weight	List Price
65770API	1/8"	27	0.563	1-1/16	0.04	3.86
65771API	1/4"	18	0.719	1-5/8	0.10	4.07
65772API	3/8"	18	0.875	1-5/8	0.13	5.05
65773API	1/2"	14	1.063	2-1/8	0.24	8.92
65774API	3/4"	14	1.313	2-1/8	0.35	9.20
65775API	1"	11.5	1.576	2-5/8	0.52	11.18
65776API	1-1/4"	11.5	2.054	2-3/4	1.00	15.13
65777API	1-1/2"	11.5	2.200	2-3/4	0.88	15.68
65778API	2"	11.5	2.875	2-7/8	1.83	29.68
65779API	2-1/2"	8	3.375	4-1/8	3.28	58.85
65780API	3"	8	4.000	4-1/4	4.09	76.85
65781API	4"	8	5.200	4-1/2	7.59	125.02
65783API	6"	8	7.390	4-5/8	12.92	237.84
65784API	8"	8	9.625	5-3/4	23.18	396.48

It is better to remain silent at the risk of being thought a fool, than to talk and remove all doubt of it.

- Maurice Switzer

MALLEABLE FITTINGS



ISO 9002 - CERTIFICATE OF QUALITY - UL/FM LISTED

Our quality fittings are made with care and attention to detail. With better molds we can reduce parting lines and rough edges resulting in better fluid flow. By using a low temperature galvanizing process the coating is more durable which means a longer lasting fitting. All Fittings are 100% Pressure Tested to 300# Class.

(Every fitting is subjected to an underwater fitness test to ensure the highest quality)

MALLEABLE IRON - ANSI B 16.3

F°	Class 150 PSIG	Sizes 1/4-1	Sizes 1 1/4-2	Sizes 2 1/4-3
-200-150	300	2000	1500	1000
200	265	1785	1350	910
250	225	1575	1200	825
300	185	1360	1050	735
366*	150	1150	900	650

*Permissible for service temperature up to 366°F, reflecting the temperature of saturated steam at 150 psig.

SPECIFICATIONS

• MATERIAL: ASTM A 197 - Cuppla Malleable Iron, ASTM A 153 - Hot dipped galvanizing • Coating ASTM A164 LS
• DIMENSIONS: ANSI B 16.3 - Malleable Iron threaded fittings, ANSI B 16.14 - Ferrous Pipe Plugs, Bushings etc..., ANSI B 16.39 - Malleable Iron threaded pipe unions.
• THREADS: ANSI B 2.1 or BS 21 ASME B1.20.1 • RoHS Compliant • Tapered Threads

STEEL FITTINGS



• 1010 Carbon Steel, 3/4 taper threads (see hydraulic section for 7/8 taper threads.)
• Finish or coating • Black Dipped in rust resistant
• Galvanized, Zinc Plated (Inside and Out)

300lb MALLEABLE FITTINGS



Max. pressure: 300 psi WOG @ 72°F; 150 psi WOG saturated steam

• Meet ANSI/ ASME B1.20.1 standards
• Black meet ASTM 197 standards

BULL PLUGS AND SWAGES



FLANGES



ELBOWS

ELBOWS 90°



Part # Galvanized	List Price	Size	A	Box/ Case	Approx. Wt. Lbs.	Part # Black	List Price
64-100	4.83	1/8”	0.69	50/600	0.07	65-100	3.25
64-101	4.59	1/4”	0.81	35/420	0.10	65-101	2.95
64-102	4.35	3/8”	0.95	90/360	0.16	65-102	2.95
64-103	2.79	1/2”	1.12	50/200	0.23	65-103	2.34
64-104	3.73	3/4”	1.31	35/105	0.35	65-104	3.21
64-105	6.24	1”	1.50	20/60	0.57	65-105	5.13
64-106	10.51	1-1/4”	1.75	20/40	0.86	65-106	7.72
64-107	13.83	1-1/2”	1.94	15/30	1.31	65-107	10.26
64-108	21.01	2”	2.25	8/16	1.79	65-108	16.41
64-109	57.50	2-1/2”	2.70	6/12	3.35	65-109	37.59
64-110	96.53	3”	3.08	4/8	5	65-110	53.12
64-112	161.76	4”	3.79	1/2	9.02	65-112	119.15
64-114	571.49	6”	5.13	1/1	23.68	65-114	384.07
		8"			41.1	65-115	1447.37

REDUCING ELBOWS 90°





Part # Galvanized	List Price	Size	A	B	Box/ Case	Approx. Wt. Lbs.	Part # Black	List Price
64-122	6.84	3/8” x 1/4”	0.88	0.90	90/360	0.16	65-122	4.70
64-123	5.67	1/2” x 1/4”	0.97	0.98	60/240	0.21	65-123	4.86
64-124	5.32	1/2” x 3/8”	1.04	1.03	60/240	0.24	65-124	4.28
64-126	8.22	3/4” x 3/8”	1.12	1.13	40/160	0.31	65-126	6.12
64-127	6.66	3/4” x 1/2”	1.20	1.22	40/160	0.44	65-127	4.63
64-130	7.84	1” x 1/2”	1.26	1.40	25/100	0.52	65-130	6.27
64-131	7.95	1” x 3/4”	1.37	1.45	50/100	0.58	65-131	5.93
64-133	16.82	1-1/4” x 3/4”	1.45	1.62	15/120	0.79	65-133	10.96
64-134	13.17	1-1/4” x 1”	1.58	1.67	10/40	0.80	65-134	10.25
64-136	19.07	1-1/2” x 3/4”	1.52	1.75	10/40	0.88	65-136	15.82
64-137	20.23	1-1/2” x 1”	1.65	1.80	10/40	1.07	65-137	13.79
64-138	15.51	1-1/2” x 1-1/4”	1.82	1.88	15/30	1.12	65-138	13.82
64-140	30.01	2” x 1”	1.73	2.02	14/28	1.41	65-140	24.30
64-141	28.12	2” x 1-1/4”	1.90	2.10	10/20	1.53	65-141	24.30
64-142	24.57	2” x 1-1/2”	2.02	2.16	10/20	1.65	65-142	20.00
64-145	117.57	2-1/2” x 1-1/2”	2.16	2.51	6/12	2.97	65-145	55.97
64-146	85.45	2-1/2” x 2”	2.39	2.60	6/12	3.18	65-146	54.90
64-148	134.95	3” x 1-1/2”	2.28	2.83	6/18	4.54	65-148	116.50
		3” x 2-1/2”	2.83	2.99	4/8	4.39	65-151	94.63
		3" x 2"	2.52	3.60	4/8	4.22	65-150	94.63

90° STREET ELBOWS

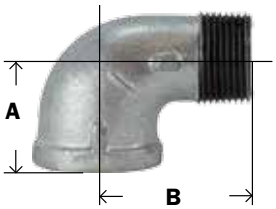



Part # Galvanized	List Price	Size	A	B	Box/ Case	Approx. Wt. Lbs.	Part # Black	List Price
64-160	5.92	1/8”	0.69	1.00	60/720	.06	65-160	4.70
64-161	6.02	1/4”	0.80	1.17	35/420	.10	65-161	4.48
64-162	6.24	3/8”	0.95	1.48	40/240	.15	65-162	4.48
64-163	6.12	1/2”	1.10	1.59	60/180	.22	65-163	4.60
64-164	5.90	3/4”	1.28	1.85	35/105	.39	65-164	4.42
64-165	8.03	1”	1.47	2.10	35/105	.60	65-165	6.50
64-166	14.39	1-1/4”	1.75	2.57	25/50	.95	65-166	9.90
64-167	17.70	1-1/2”	1.90	2.63	9/27	1.37	65-167	12.62
64-168	27.97	2”	2.21	3.19	8/16	2.25	65-168	21.41
64-169	83.26	2-1/2”	2.65	3.78	5/10	3.32	65-169	54.56
64-170	125.66	3”	3.02	4.42	4/8	5.27	65-170	80.55
64-171	207.42	4”	3.72	5.57	2/4	8.94	65-171	121.51

ELBOWS 45°

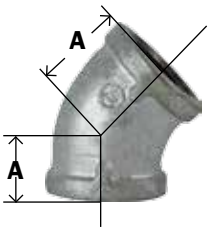



Part # Galvanized	List Price	Size	A	Box/ Case	Approx. Wt. Lbs.	Part # Black	List Price
64-180	6.89	1/8”	0.63	50/600	.07	65-180	4.96
64-181	6.14	1/4”	0.73	30/360	.10	65-181	5.03
64-182	6.14	3/8”	0.80	75/300	.14	65-182	4.58
64-183	4.70	1/2”	0.88	50/200	.21	65-183	3.95
64-184	6.55	3/4”	0.98	40/120	.33	65-184	4.86
64-185	7.55	1”	1.12	20/60	.50	65-185	6.20
64-186	13.75	1-1/4”	1.29	20/40	.74	65-186	10.81
64-187	16.43	1-1/2”	1.43	10/30	1.01	65-187	13.41
64-188	24.49	2”	1.68	12/24	1.53	65-188	19.50
64-189	82.96	2-1/2”	1.95	9/18	2.78	65-189	56.97
64-190	120.62	3”	2.17	1/10	4.49	65-190	71.54
64-191	202.17	4”	2.61	2/4	7.44	65-191	143.62
64-192	714.38	6”	3.46	1/1	18.63	65-192	568.25
		8"			26.40	65-194	1619.44

45° STREET ELBOWS

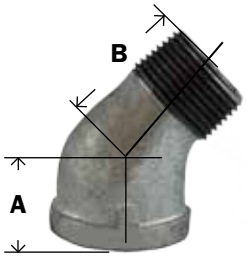



Part # Galvanized	List Price	Size	A	B	Box/ Case	Approx. Wt. Lbs.	Part # Black	List Price
64-200	8.99	1/8”	0.63	0.83	70/840	.05	65-200	7.65
64-201	7.65	1/4”	0.73	0.94	40/480	.09	65-201	5.41
64-202	8.81	3/8”	0.80	1.03	100/400	.14	65-202	6.48
64-203	6.81	1/2”	0.86	1.30	75/225	.19	65-203	5.19
64-204	10.96	3/4”	0.96	1.48	40/120	.28	65-204	7.54
64-205	13.55	1”	1.10	1.69	25/75	.48	65-205	9.31
64-206	20.33	1-1/4”	1.26	1.87	10/40	.71	65-206	15.57
64-207	22.03	1-1/2”	1.40	2.05	10/30	1.02	65-207	19.79
64-208	42.34	2”	1.65	2.38	12/24	1.68	65-208	35.07
64-209	99.61	2-1/2”	1.95	2.72	6/12	2.69	65-209	74.46
64-210	161.08	3”	2.17	3.16	3/6	4.61	65-210	109.75
64-211	334.72	4”	2.61	3.90	2/4	7.74	65-211	203.75

CROSSES





Part # Galvanized	List Price	Size	A	Box/ Case	Approx. Wt. Lbs.	Part # Black	List Price
64-390	26.36	1/8”	0.65	50/600	.14	65-390	19.36
64-391	20.39	1/4”	0.80	60/240	.17	65-391	13.74
64-392	20.39	3/8”	0.95	50/150	.26	65-392	13.74
64-393	20.39	1/2”	1.12	30/90	.42	65-393	13.74
64-394	22.69	3/4”	1.31	20/60	.64	65-394	15.69
64-395	25.63	1”	1.50	15/30	.98	65-395	17.42
64-396	37.10	1-1/4”	1.75	10/20	1.45	65-396	28.29
64-397	45.03	1-1/2”	1.94	8/16	1.90	65-397	35.04
64-398	85.92	2”	2.25	5/10	2.96	65-398	58.00
64-399	214.69	2-1/2”	2.71	4/8	5.49	65-399	130.44
64-400	289.20	3”	3.06	2/4	7.71	65-400	207.88
		4"		1/1	14.77	65-401	441.54

BLACK & GALVANIZED IRON #150 — MALLEABLE FITTINGS

TEES

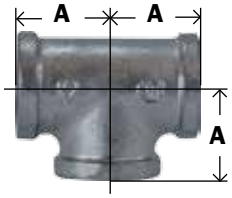



Part # Galvanized	List Price	Size	A	Box/Case	Approx. Wt. Lbs.	Part # Black	List Price
64-250	6.48	1/8”	0.69	120/480	.11	65-250	5.01
64-251	5.65	1/4”	0.81	75/300	.15	65-251	4.47
64-252	5.95	3/8”	0.95	45/180	.22	65-252	4.47
64-253	3.54	1/2”	1.12	40/120	.36	65-253	2.85
64-254	6.19	3/4”	1.31	35/70	.48	65-254	4.22
64-255	9.17	1”	1.50	20/40	.83	65-255	7.25
64-256	15.94	1-1/4”	1.75	14/28	1.29	65-256	11.76
64-257	19.88	1-1/2”	1.94	12/24	1.66	65-257	14.63
64-258	33.18	2”	2.26	8/16	2.50	65-258	24.88
64-259	89.09	2-1/2”	2.70	4/8	4.45	65-259	56.24
64-260	104.52	3”	3.08	1/6	6.72	65-260	76.88
64-261	247.12	4”	3.79	1/2	11.31	65-261	198.28
64-262	762.05	6”	5.13	1/1	30.75	65-262	568.25
		8"			37.85	65-264	1930.57

REDUCING TEES

(SAME SIZE ON RUN, REDUCING ON BRANCH)

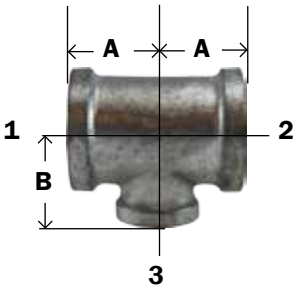



Part # Galvanized	List Price	Size (1&2) x 3	A	B	Box/ Case	Approx. Wt. Lbs.	Part # Black	List Price
64-273	9.36	3/8” x 1/4”	0.81	0.90	25/300	.18	65-273	8.97
64-276	7.13	1/2” x 1/4”	0.97	0.98	40/160	.24	65-276	5.40
64-279	8.31	1/2” x 3/8”	1.04	1.03	40/160	.35	65-279	6.75
64-282	8.82	3/4” x 1/4”	1.05	1.08	25/100	.43	65-282	9.72
64-283	9.39	3/4” x 3/8”	1.12	1.13	25/100	.39	65-283	8.64
64-286	9.99	3/4” x 1/2”	1.20	1.18	20/80	.49	65-286	6.51
64-268	16.80	1” x 1/4”	1.11	1.22	20/80	.51	65-268	9.68
64-269	14.66	1” x 3/8”	1.18	1.27	15/60	.55	65-269	12.53
64-291	11.96	1” x 1/2”	1.26	1.40	15/60	.63	65-291	8.87
64-298	11.96	1” x 3/4”	1.37	1.45	12/48	.71	65-298	8.87
64-301	27.97	1-1/4” x 1/2”	1.34	1.45	20/40	.91	65-301	16.08
64-303	18.47	1-1/4” x 3/4”	1.45	1.62	20/40	.99	65-303	14.12
64-306	18.47	1-1/4” x 1”	1.58	1.66	20/40	1.07	65-306	15.31
		1-1/2" x 1/2"				1.12	65-721	25.30
64-316	22.88	1-1/2” x 3/4”	1.41	1.75	15/30	1.23	65-316	17.81
64-318	24.39	1-1/2” x 1”	1.65	1.88	10/30	1.33	65-318	17.81
64-322	29.36	1-1/2” x 1-1/4”	1.65	1.88	12/24	1.52	65-322	23.03
64-327	33.29	2” x 1/2”	1.49	1.88	10/20	1.64	65-327	27.93
64-328	33.29	2” x 3/4”	1.60	1.97	10/20	1.71	65-328	27.93
64-330	33.29	2” x 1”	1.73	2.02	10/20	1.88	65-330	27.93
64-334	41.83	2” x 1-1/4”	1.86	2.06	8/16	2.03	65-334	29.50
64-336	41.83	2” x 1-1/2”	1.98	2.12	8/16	2.22	65-336	29.50
		2-1/2" x 1"				2.85	65-342	98.23
64-343	113.47	2-1/2” x 1-1/2”	2.16	2.51	5/10	2.97	65-343	73.16
64-729	170.01	3" x 1"	2.00	2.00	3/6	4.15		
		3" x 1-1/2"				5.19	65-359	131.23
64-351	143.83	3” x 2”	2.52	2.89	3/6	5.35	65-351	97.67

Quick Disconnects - see pages 344-350

BULLHEAD TEES



Part #	List Price	Size (1&2) x 3	A	B	Box/ Case	Approx. Wt. Lbs.	Part # Black	List Price
64-280	9.75	1/2" x 3/4"	1.22	1.20	30/120	.4	65-280	7.95
64-733	14.67	1/2" x 1"	1.36	1.26	25/100	.50	65-733	18.17
64-289	14.39	3/4" x 1"	1.45	1.37	20/120	.60	65-289	10.08
64-299	22.88	1" x 1-1/4"	1.67	1.58	15/30	.96	65-299	18.74
64-300	38.89	1" x 1-1/2"	1.80	1.65	9/36	1.11	65-300	29.84
64-317	32.98	1-1/4" x 1-1/2"	1.88	1.82	12/24	1.07	65-317	46.54
64-319	61.46	1-1/2" x 2"	2.12	1.98	8/32	2.10	65-319	64.69

REDUCING TEES
REDUCING ON RUN

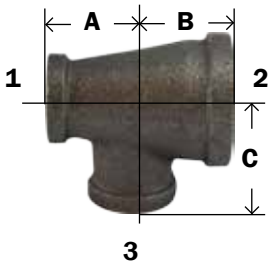

Part # Black	Size 1 x 2 x 3	A	B	C	Box/Case	Approx. Wt. Lbs.	List Price
65-287	3/4" x 1/2" x 1/2"	1.18	1.18	1.20	25/100	0.39	7.22
65-288	3/4" x 1/2" x 3/4"	1.28	1.20	1.28	20/80	0.49	7.95
65-292	1" x 1/2" x 1/2"	1.31	1.22	1.31	20/80	0.51	11.99
65-293	1" x 1/2" x 3/4"	1.22	1.37	1.45	20/80	0.53	10.41
65-294	1" x 1/2" x 1"	1.40	1.50	1.50	15/60	0.54	8.26
65-295	1" x 3/4" x 1/2"	1.20	1.26	1.40	20/80	0.58	10.41
65-296	1" x 3/4" x 3/4"	1.34	1.28	1.42	15/60	0.63	9.34
65-297	1" x 3/4" x 1"	1.45	1.50	1.50	15/60	0.62	12.44
65-347	1-1/4" x 3/4" x 3/4"	1.31	1.45	1.64	10/40	0.66	11.50
65-305	1-1/4" x 3/4" x 1-1/4"	1.62	1.75	1.75	10/40	1.14	11.50
65-309	1-1/4" x 1"x 1"	1.55	1.47	1.63	20/40	1.00	20.48
65-346	1-1/4" x 3/4" x 1/2"	1.31	1.45	1.64	20/40	1.05	21.20
65-349	1-1/4" x 1" x 1/2"	1.26	1.34	1.53	20/40	1.10	17.03
65-310	1-1/4" x 1" x 1-1/4"	1.30	1.36	1.44	15/30	1.21	11.50
65-372	1-1/2" x 1" x 1"	1.50	1.65	1.78	15/30	1.28	22.83
65-375	1-1/2" x 1-1/4" x 3/4"	1.43	1.52	1.25	15/30	1.30	22.83
65-377	1-1/2" x 1-1/4" x 1-1/4"	1.75	1.82	1.88	15/30	1.35	28.41
65-312	2" x 1-1/2" x 1-1/4"	1.82	1.90	2.10	10/30	1.21	35.57
65-313	2" x 1-1/2" x 1-1/2"	1.94	2.02	2.16	10/30	1.79	36.69

MALLEABLE SERVICE TEE (STREET TEE)

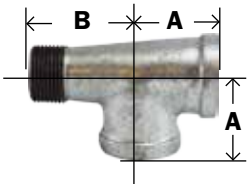

Part # Galvanized	List Price	Size	A	B	Box/ Case	Approx. Wt. Lbs.	Part # Black	List Price
64-363	11.70	1/2"	1.12	1.62	40/12	0.31	65-363	8.15
64-364	12.85	3/4"	1.31	1.89	25/75	0.49	65-364	10.81

SIDE OUTLET TEES

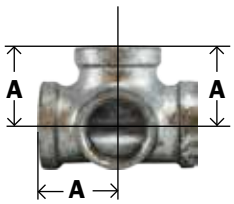

Part # Galvanized	List Price	Size	A	Box/ Case	Approx. Wt. Lbs.	Part # Black	List Price
64-383	18.24	1/2"	1.12	25/100	.39	65-383	14.08
64-384	23.03	3/4"	1.31	15/60	.58	65-384	17.97
64-385	37.35	1"	1.50	20/40	.88	65-385	28.81
64-386	62.14	1-1/4"	1.75	12/24	1.32	65-386	45.12
		1-1/2"	1.97	1/1	1.56	65-387	96.31
		2"	2.29	1/1	1.81	65-388	130.33

BLACK & GALVANIZED IRON #150 — MALLEABLE FITTINGS

COUPLINGS





Part # Galvanized	List Price	Size	A	Box/ Case	Approx. Wt. Lbs.	Part # Black	List Price
64-410	5.72	1/8”	0.96	70/840	.07	65-410	4.64
64-411	5.32	1/4”	1.06	40/480	.09	65-411	4.39
64-412	5.32	3/8”	1.16	40/480	.13	65-412	4.76
64-413	4.22	1/2”	1.34	60/240	.19	65-413	4.76
64-414	4.93	3/4”	1.52	50/150	.28	65-414	3.89
64-415	8.11	1”	1.67	25/100	.45	65-415	5.93
64-416	11.14	1-1/4”	1.93	16/64	.66	65-416	7.57
64-417	12.73	1-1/2”	2.15	18/36	.84	65-417	10.15
64-418	18.55	2”	2.54	12/24	1.39	65-418	13.83
64-419	56.71	2-1/2”	2.88	8/16	2.42	65-419	40.13
64-420	75.79	3”	3.18	1/12	3.49	65-420	54.21
64-421	160.96	4”	3.69	3/6	5.81	65-421	108.19
64-422	420.46	6”	4.23	1/2	28.62	65-422	290.31

REDUCING COUPLINGS





Part # Galvanized	List Price	Size	A	Box/ Case	Approx. Wt. Lbs.	Part # Black	List Price
64-430	4.93	1/4” x 1/8”	1.00	50/600	.07	65-430	3.63
64-431	4.99	3/8” x 1/8”	1.13	35/420	.09	65-431	3.95
64-432	4.99	3/8” x 1/4”	1.13	30/360	.11	65-432	3.63
64-433	5.59	1/2” x 1/8”	1.25	75/300	.13	65-433	3.92
64-434	4.55	1/2” x 1/4”	1.25	75/300	.11	65-434	3.63
64-435	4.22	1/2” x 3/8”	1.25	60/240	.15	65-435	3.30
64-439	6.14	3/4” x 1/8”	1.44	60/240	.18	65-439	4.58
64-436	5.67	3/4” x 1/4”	1.44	45/18	.19	65-436	4.48
64-437	5.67	3/4” x 3/8”	1.44	45/18	.21	65-437	4.48
64-438	4.99	3/4” x 1/2”	1.44	60/180	.25	65-438	3.58
64-459	10.00	1” x 1/4”	1.69	45/135	.34	65-459	6.93
64-440	10.23	1” x 3/8”	1.69	30/120	.35	65-440	7.04
64-441	7.82	1” x 1/2”	1.69	30/120	.36	65-441	6.03
64-442	7.65	1” x 3/4”	1.69	25/100	.39	65-442	5.90
64-460	20.85	1-1/4” x 3/8”	2.06	25/75	.55	65-460	15.99
64-444	13.05	1-1/4” x 1/2”	2.06	25/75	.53	65-444	8.71
64-445	10.56	1-1/4” x 3/4”	2.06	25/75	.57	65-445	7.57
64-446	10.56	1-1/4” x 1”	2.06	15/60	.61	65-446	8.31
64-443	24.49	1-1/2” x 3/8”	2.31	20/60	.71	65-443	14.15
64-447	15.38	1-1/2” x 1/2”	2.31	20/60	.69	65-447	11.10
64-448	15.38	1-1/2” x 3/4”	2.31	15/60	.71	65-448	12.51
64-449	13.60	1-1/2” x 1”	2.31	25/50	.78	65-449	11.10
64-450	12.87	1-1/2” x 1-1/4”	2.31	12/48	.87	65-450	9.58
64-458	35.46	2” x 1/2”	2.81	12/36	1.14	65-458	18.04
64-451	22.22	2” x 3/4”	2.81	12/36	1.14	65-451	15.90
64-452	18.55	2” x 1”	2.81	12/36	1.21	65-452	15.00
64-453	19.61	2” x 1-1/4”	2.81	9/27	1.19	65-453	15.90
64-454	18.55	2” x 1-1/2”	2.81	9/27	1.38	65-454	13.88
64-461	58.51	2-1/2” x 1-1/2”	3.25	20/40	2.07	65-461	41.35
64-462	57.40	2-1/2” x 2”	3.25	7/14	2.23	65-462	35.46
64-486	84.73	3” x 1-1/2”	3.69	6/12	3.23	65-486	55.32
64-456	74.15	3” x 2”	3.69	6/12	3.30	65-456	41.78
64-463	76.32	3” x 2-1/2”	3.69	5/10	3.55	65-463	55.32
64-464	165.11	4” x 2”	4.38	3/6	5.55	65-464	110.85
64-465	151.40	4” x 2-1/2”	4.38	3/6	5.90	65-465	110.85
64-457	165.11	4” x 3”	4.38	3/6	6.05	65-457	104.34
		6” x 4”	4.24	1/2	10.86	65-491	420.40

HEX BUSHING







* INSIDE HEX

Part # Galvanized	List Price	Size M x F	A	Hex	Box/ Case	Approx. Wt. Lbs.	Part # Black	List Price
64-500	8.47	*1/4" x 1/8"	0.79	0.67	1/25	.03	65-500	5.83
64-501	8.47	*3/8" x 1/8"	0.79	0.75	1/25	.06	65-501	5.83
64-502	8.47	*3/8" x 1/4"	0.79	0.75	1/25	.05	65-502	5.83
64-503	6.84	1/2" x 1/8"	0.84	1.03	150/600	.09	65-503	4.51
64-504	8.47	1/2" x 1/4"				.08	65-504	5.83
64-505	6.84	1/2" x 3/8"	0.75	1.03	150/600	.07	65-505	4.22
64-506	7.28	3/4" x 1/8"	0.85	1.15	75/300	.14	65-506	4.42
64-507	7.04	3/4" x 1/4"	0.85	1.15	75/300	.13	65-507	4.36
64-508	7.45	3/4" x 3/8"	0.85	1.15	75/300	.12	65-508	4.42
64-509	6.37	3/4" x 1/2"	0.93	1.15	75/300	.10	65-509	3.74
64-510*	7.62	1" x 1/4"	1.13	1.12	50/200	.20	65-510*	5.19
64-511*	11.96	1" x 3/8"	1.13	1.12	50/200	.18	65-511*	5.34
64-512	6.89	1" x 1/2"	1.10	1.42	50/200	.21	65-512	3.65
64-513	6.14	1" x 3/4"	1.10	1.42	50/200	.17	65-513	3.65
64-514*	10.36	1-1/4" x 1/4"	1.24	1.12	30/120	.29	65-514*	6.69
64-515*	10.36	1-1/4" x 3/8"	1.24	1.12	30/120	.29	65-515*	5.95
64-516*	9.67	1-1/4" x 1/2"	1.24	1.24	30/120	.31	65-516*	5.75
64-517	8.82	1-1/4" x 3/4"	1.08	1.76	30/120	.35	65-517	5.13
64-518	8.82	1-1/4" x 1"	1.08	1.76	30/120	.29	65-518	5.13
64-519*	22.41	1-1/2" x 1/4"	1.30	1.12	25/75	.40	65-519*	7.94
64-520*	22.41	1-1/2" x 3/8"	1.30	1.12	25/75	.38	65-520*	7.94
64-521*	12.85	1-1/2" x 1/2"	1.30	1.34	25/75	.38	65-521*	6.30
64-522*	12.85	1-1/2" x 3/4"	1.30	1.44	25/75	.40	65-522*	6.30
64-523	11.53	1-1/2" x 1"	1.23	2.00	25/75	.45	65-523	6.03
64-524	10.65	1-1/2" x 1-1/4"	1.23	2.00	25/75	.34	65-524	6.03
64-526	10.11	2" x 1/4"	1.29	1.12	20/60	.57	65-526	18.99
64-525*	90.90	2" x 3/8"	1.28	1.12	20/60	.57	65-525*	9.88
64-527*	15.98	2" x 1/2"	1.39	1.34	20/60	.57	65-527*	9.88
64-528*	14.89	2" x 3/4"	1.39	1.63	20/60	.63	65-528*	8.35
64-529*	14.08	2" x 1"	1.39	1.77	20/60	.66	65-529*	8.35
64-530	14.08	2" x 1-1/4"	1.50	2.48	20/60	.74	65-530	8.35
64-531	11.97	2" x 1-1/2"	1.50	2.48	20/60	.61	65-531	8.35
64-546*	35.09	2-1/2" x 1/2"	1.51	1.34	15/30	.97	65-546*	14.15
64-547*	23.19	2-1/2" x 3/4"	1.51	1.63	15/30	.91	65-547*	15.09
64-532*	33.17	2-1/2" x 1"	1.51	1.95	15/30	.97	65-532*	14.15
64-533*	22.65	2-1/2" x 1-1/4"	1.51	2.39	15/30	1.03	65-533*	14.15
64-534	22.70	2-1/2" x 1-1/2"	1.51	2.98	15/30	1.16	65-534	14.15
64-535	20.22	2-1/2" x 2"	1.54	2.98	15/30	1.01	65-535	14.15
64-550	35.88	3" x 1"	1.61	1.95	12/24	1.41	65-550	18.84
64-549*	35.88	3" x 1-1/4"	1.61	2.39	12/24	1.42	65-549*	20.57
64-537*	27.21	3" x 1-1/2"	1.61	2.68	12/24	1.51	65-537*	20.57
64-538	28.77	3" x 2"	1.61	3.86	12/24	1.71	65-538	20.57
64-539	54.73	3" x 2-1/2"	1.61	3.86	12/24	1.68	65-539	19.33
		3-1/2" x 3"	1.86	4.20	5/10	2.17	65-555	52.17
64-551	117.72	4" x 3/4"	2.15	4.90	5/10	3.88	65-551	49.04
64-553*	68.40	4" x 1"	2.00	4.75	5/10	3.79	65-553*	42.34
64-552	44.57	4" x 1-1/4"	1.82	2.39	5/10	2.39	65-552	39.44
64-540	76.08	4" x 1-1/2"	1.82	2.68	5/10	2.39	65-540	41.17
64-541*	56.51	4" x 2"	1.82	3.31	5/10	2.52	65-541*	40.34
64-542*	56.51	4" x 2-1/2"	2.06	3.87	5/10	2.87	65-542*	35.29
64-543	56.51	4" x 3"	2.17	4.96	5/10	2.95	65-543	38.50
		5" x 4"	2.16	5.34	2/4	6.80	65-544	96.80
64-545*	123.07	6" x 4"	2.33	5.79	2/4	7.11	65-545*	

UNIONS



• Brass Seat

Part # Galvanized	List Price	Size	A	Box/ Case	Approx. Wt. Lbs.	Part # Black	List Price
64-600	21.24	1/8”	1.26	60/240	.17	65-600	17.67
64-601	20.57	1/4”	1.44	20/240	.25	65-601	16.26
64-602	13.71	3/8”	1.61	40/160	.37	65-602	13.13
64-603	13.05	1/2”	1.72	50/100	.52	65-603	9.88
64-604	14.31	3/4”	1.94	35/70	.78	65-604	12.85
64-605	17.88	1”	2.06	20/40	1.18	65-605	15.40
64-606	27.71	1-1/4”	2.26	15/30	1.64	65-606	20.57
64-607	34.21	1-1/2”	2.41	10/20	2.08	65-607	26.95
64-608	44.33	2”	2.75	6/12	3.24	65-608	38.12
64-609	134.06	2-1/2”	3.22	4/8	5.31	65-609	97.97
64-610	187.64	3”	3.50	4/8	6.94	65-610	113.54
64-611	406.44	4”	3.85	2/4	12.02	65-611	298.31

SQUARE HEAD PLUGS

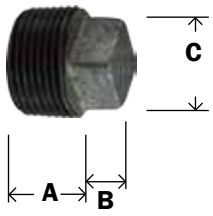



• Cored

Part # Galvanized	List Price	Size	A	B	C	Box/ Case	Approx. Wt. Lbs.	Part # Black	List Price
		*1/8"	0.41	0.23	0.30	1/25	.02	65-650	2.86
64-651	4.62	*1/4”	0.48	0.28	0.38	1/25	.03	65-651	2.86
64-652	4.86	*3/8”	0.53	0.31	0.43	1/25	.04	65-652	2.86
64-653	3.06	1/2”	0.58	0.38	0.56	50/600	.08	65-653	1.83
64-654	4.75	3/4”	0.65	0.44	0.63	30/360	.13	65-654	2.04
64-655	4.36	1”	0.75	0.50	0.82	20/240	.22	65-655	2.85
64-656	7.29	1-1/4”	0.82	0.56	0.94	40/120	.33	65-656	4.36
64-657	9.90	1-1/2”	0.85	0.62	1.13	30/90	.41	65-657	5.27
64-658	12.24	2”	0.91	0.68	1.31	20/60	.68	65-658	6.74
64-659	24.17	2-1/2”	1.26	0.74	1.50	16/64	.89	65-659	15.90
64-660	33.25	3”	1.16	0.80	1.69	16/32	1.68	65-660	22.55
64-661	42.87	4”	1.22	1.00	2.28	6/12	3.02	65-661	46.99
		6"	1.85	1.13	5.97	5/10	11.41	65-662	87.14
		8"				1/1		65-664	458.34

CAPS





Part # Galvanized	List Price	Size	A	Box/ Case	Approx. Wt. Lbs.	Part # Black	List Price
64-470	5.50	1/8"	0.55	1/25	.03	65-470	4.29
64-471	5.50	1/4"	0.62	80/960	.07	65-471	1.89
64-472	4.30	3/8”	0.74	60/720	.08	65-472	2.33
64-473	3.29	1/2”	0.87	75/300	.13	65-473	2.42
64-474	4.72	3/4”	0.97	40/160	.18	65-474	3.19
64-475	5.23	1”	1.16	25/100	.30	65-475	3.53
64-476	7.59	1-1/4”	1.28	20/80	.47	65-476	4.81
64-477	9.67	1-1/2”	1.33	18/54	.66	65-477	6.82
64-478	12.22	2”	1.45	12/36	.99	65-478	8.10
64-479	38.87	2-1/2”	1.70	20/40	1.58	65-479	20.94
64-480	47.09	3”	1.80	12/24	2.51	65-480	33.10
64-481	93.51	4”	2.08	6/12	4.09	65-481	51.67
64-482	340.37	6”	2.55	2/4	5.18	65-482	207.89

* Use steel fittings for smaller sizes. See page 274-275 for Galvanized and Black Steel Fittings.

FLOOR FLANGES



Part # Galvanized	List Price	Size	A	Thickness	Hole Size	Box/ Case	Approx. Wt. Lbs.	Part # Black	List Price
64-692	20.05	1/2”	3.50	0.50	0.25	25/100	.63	65-692	9.24
64-693	22.37	3/4”	3.50	0.63	0.25	15/45	.73	65-693	9.58
64-694	24.63	1”	4.00	0.69	0.25	15/45	1.02	65-694	13.82
64-695	28.05	1-1/4”	4.00	0.75	0.25	15/30	1.00	65-695	15.40
64-696	34.99	1-1/2”	4.50	0.87	0.31	8/24	1.37	65-696	16.92
64-697	46.09	2”	5.50	1.00	0.31	8/16	2.11	65-697	21.85

EXTENSION FIP X MIP



Part #	Size	Approx. WT. Lbs.	Box/Case	List Price
65-621	1/2"	0.12	75 / 300	10.40
65-622	3/4"	0.23	40 / 160	15.17
65-623	1"	0.32	30 / 90	21.19

MUSHROOM VENT CAP

Cast Iron Galvanized Threaded Cap. 30 Mesh screen. Protects against driving rain, snow, sleet and insects.





Part #	Size	Approx. WT. Lbs.	Box/Case	List Price
21-178	2"	1.36	1/48	16.86

Other sizes available with extended delivery

BLACK & GALVANIZED STEEL FITTINGS

ROHS, WEE, REACH COMPLIANT - MADE IN THE USA • Merchant Steel

HEX BUSHINGS





Part # Galvanized	List Price	Size M x F	A	Hex	Approx. Wt. Lbs.	Part # Black	List Price
66-500	1.53	1/4" x 1/8"	0.63	0.62	0.02	67-500	1.76
66-501	1.95	3/8" x 1/8"	0.66	0.68	0.04	67-501	2.28
66-502	1.81	3/8" x 1/4"	0.66	0.68	0.02	67-502	2.24
66-503	2.76	1/2" x 1/8"	0.80	0.87	0.10	67-503	2.48
66-504	2.75	1/2" x 1/4"	0.80	0.87	0.08	67-504	2.48
66-505	2.65	1/2" x 3/8"	0.80	0.87	0.06	67-505	2.50
66-506	4.05	3/4" x 1/8"	0.94	1.06	0.18	67-506	3.78
66-507	4.79	3/4" x 1/4"	0.94	1.06	0.14	67-507	3.98
66-508	4.81	3/4" x 3/8"	0.94	1.06	0.14	67-508	3.91
66-509	4.54	3/4" x 1/2"	0.94	1.06	0.10	67-509	4.02
66-510	7.61	1" x 1/4"	1.00	1.31	0.16	67-510	6.86
66-511	7.61	1" x 3/8"	1.00	1.31	0.26	67-511	6.66
66-512	9.78	1" x 1/2"	1.00	1.31	0.22	67-512	6.66
66-513	8.66	1" x 3/4"	1.00	1.31	0.14	67-513	7.29
		1-1/4" x 1/8"	1.08	1.31	0.16	67-514	10.24

CAPS



Part # Galvanized	List Price	Size NPTF	A	Hex	Approx. Wt. Lbs.	Part # Black	List Price
66-470	1.31	1/8"	0.53	0.56	0.02	67-470	1.27
66-471	1.64	1/4"	0.63	0.62	0.04	67-471	1.45
66-472	2.36	3/8"	0.69	0.81	0.06	67-472	2.23
66-473	5.06	1/2"	0.87	1.00	0.12	67-473	3.43
66-474	6.22	3/4"	0.97	1.18	0.16	67-474	5.07
66-475	8.44	1"	1.16	1.50	0.30	67-475	7.25
66-476	40.68	1-1/4"	1.28	2.00	0.68	67-476	33.79
66-477	51.17	1-1/2"	1.35	2.25	0.83	67-477	50.18
66-478	107.46	2"	1.45	2.625	1.36		

SQUARE HEAD PLUGS

• Solid

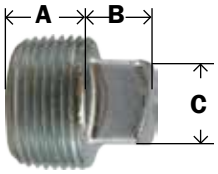



Part # Galvanized	List Price	Size NPTF	A	B	C	Approx. Wt. Lbs.	Part # Black	List Price
		1/16"	0.33	0.18	0.22	0.01	67-669	0.53
66-670	0.59	1/8"	0.33	0.24	0.28	0.01	67-670	0.58
66-671	0.66	1/4"	0.45	0.28	0.37	0.02	67-671	0.55
66-672	1.04	3/8"	0.50	0.31	0.43	0.04	67-672	0.88
66-653	1.87	1/2"	0.59	0.38	0.55	0.12	67-653	1.52
66-654	2.50	3/4"	0.63	0.44	0.62	0.18	67-654	2.09
66-655	8.71	1"	0.75	0.5	0.81	0.34	67-655	7.50
66-656	15.44	1-1/4"	0.80	0.56	0.93	0.62	67-656	13.73
66-657	24.58	1-1/2"	0.83	0.62	1.12	0.82	67-657	20.79
66-658	31.39	2"	0.88	0.68	1.31	1.36	67-658	27.26

HEX HEAD PLUGS

• Solid





Part # Galvanized	List Price	Size NPTF	A	Hex	Approx. Wt. Lbs.	Part # Black	List Price
66-770	0.55	1/8"	0.55	0.43	0.01	67-770	0.41
66-771	0.93	1/4"	0.74	0.56	0.04	67-771	0.76
66-772	1.57	3/8"	0.67	0.68	0.06	67-772	1.43
66-773	2.66	1/2"	0.80	0.70	0.12	67-773	2.36
66-774	4.95	3/4"	0.94	1.06	0.18	67-774	3.68
66-775	8.90	1"	1.00	1.31	0.22	67-775	6.66
66-776	12.74	1-1/4"	1.17	1.75	0.7	67-776	11.45
66-777	41.98	1-1/2"	1.51	2.00	1.2	67-777	23.14
66-778	64.64	2"	1.65	2.50	2.06	67-778	42.59

- Available in Stainless Steel Aluminum, Cast Iron
- BSPT & DIN threads available

COUNTERSUNK PLUG - Square Socket



Part # Galv	List Price	Size NPTF	A	Socket Size	Approx. Wt. Lbs.	Part # Black	List Price
66-630	0.41	1/8”	0.29	0.19	0.01	67-630	0.38
66-631	0.56	1/4”	0.45	0.25	0.02	67-631	0.56
66-632	0.83	3/8”	0.45	0.31	0.04	67-632	0.70
66-633	1.21	1/2”	0.59	0.38	0.08	67-633	1.05
66-634	2.05	3/4”	0.60	0.50	0.12	67-634	1.65
66-635	4.78	1”	0.75	0.50	0.16	67-635	4.11
66-636	8.08	1-1/4"	0.80	0.75	0.32	67-636	7.49
66-637	17.84	1-1/2"	0.83	0.75	0.45	67-637	14.71
66-638	38.84	2"	0.88	0.875	2.06	67-638	28.13

COUNTERSUNK PLUG - Hex Socket



Part # Galv	List Price	Size NPTF	A	Socket Size	Approx. Wt. Lbs.	Part # Black	List Price
66-760	0.64	1/16”	0.29	0.15	0.01	67-760	0.53
66-761	0.45	1/8”	0.29	0.18	0.01	67-761	0.56
66-762	0.60	1/4”	0.44	0.25	0.02	67-762	0.53
66-763	0.76	3/8”	0.44	0.31	0.04	67-763	0.70
66-764	1.13	1/2”	0.59	0.37	0.08	67-764	1.14
66-765	2.09	3/4”	0.60	0.56	0.14	67-765	1.63
66-766	5.57	1”	0.75	0.625	0.22	67-766	3.45
66-767	7.87	1-1/4"	0.80	0.75	0.37	67-767	6.16
66-768	16.33	1-1/2"	0.83	1.0	0.45	67-768	15.45
66-769	29.65	2"	0.88	1.0	0.86	67-769	25.18

- Slotted and Flush plugs available upon request

FACE BUSHING



Part # Galv	List Price	Size M x F	A	Approx. Wt. Lbs.	Part # Black	List Price
66-700	1.39	1/4” x 1/8”	0.44	0.01	67-700	1.43
66-701	1.71	3/8” x 1/8”	0.48	0.02	67-701	1.53
66-702	2.58	3/8” x 1/4”	0.48	0.02	67-702	1.53
		1/2” x 1/8”	0.56	0.04	67-703	2.30
66-704	2.48	1/2” x 1/4”	0.56	0.04	67-704	2.34
66-705	2.58	1/2” x 3/8”	0.56	0.04	67-705	2.45
		3/4” x 1/4”	0.62	0.12	67-707	3.03
66-708	3.72	3/4” x 3/8”	0.62	0.10	67-708	3.03
66-709	3.94	3/4” x 1/2”	0.62	0.10	67-709	3.12
		1” x 3/8”	0.75	0.18	67-711	5.59
66-712	6.35	1” x 1/2”	0.75	0.16	67-712	5.59
66-713	8.61	1” x 3/4”	0.75	0.16	67-713	5.76



See Hydraulic Pipe Fittings pg 410

BLACK EXTRA HEAVY 300# IRON — MALLEABLE FITTINGS

90° ELBOW



Part #	Size	List Price
69-101	1/4"	31.87
69-102	3/8"	20.31
69-103	1/2"	11.25
69-104	3/4"	12.91
69-105	1"	19.15
69-106	1-1/4"	29.62
69-107	1-1/2"	39.82
69-108	2"	96.10

45° ELBOW



Part #	Size	List Price
69-181	1/4"	72.30
69-182	3/8"	67.78
69-183	1/2"	37.87
69-184	3/4"	58.59
69-185	1"	49.78
69-186	1-1/4"	74.65
69-187	1-1/2"	96.43
69-188	2"	147.00

90° STREET ELBOW



Part #	Size	List Price
69-161	1/4"	37.68
69-162	3/8"	33.88
69-163	1/2"	18.56
69-164	3/4"	26.17
69-165	1"	28.46
69-166	1-1/4"	32.56
69-167	1-1/2"	45.51
69-168	2"	155.79

TEE



Part #	Size	List Price
69-252	3/8"	42.39
69-253	1/2"	19.57
69-254	3/4"	21.08
69-255	1"	27.25
69-256	1-1/4"	43.02
69-257	1-1/2"	52.14
69-258	2"	89.12

COUPLING



Part #	Size	List Price
69-411	1/4"	19.11
69-412	3/8"	23.93
69-413	1/2"	11.58
69-414	3/4"	14.39
69-415	1"	17.53
69-416	1-1/4"	35.00
69-417	1-1/2"	53.88
69-418	2"	81.32

MALLEABLE FITTINGS — BLACK EXTRA 300# IRON

REDUCING COUPLING



Part #	Size	List Price
69-432	3/8 x 1/4"	31.14
69-434	1/2 x 1/4"	37.22
69-435	1/2 x 3/8"	38.02
69-438	3/4 x 1/2"	31.05
69-441	1 x 1/2"	44.29
69-442	1 x 3/4"	48.73

CAP



Part #	Size	List Price
69-471	1/4"	21.12
69-472	3/8"	24.81
69-473	1/2"	23.97
69-474	3/4"	26.44
69-475	1"	34.72
69-476	1-1/4"	43.71
69-477	1-1/2"	63.90
69-478	2"	84.28

UNION

• Brass Seat



Part #	Size	List Price
69-600	1/8"	61.18
69-601	1/4"	68.94
69-602	3/8"	73.56
69-603	1/2"	61.18
69-604	3/4"	62.93
69-605	1"	65.69
69-606	1-1/4"	103.09
69-607	1-1/2"	140.32
69-608	2"	124.14

STEEL MAGNETIC PLUGS

Steel Magnetic Drain Plugs - NPT Threaded

Magnetic Drain Plugs are similar to standard pipe or straight thread drain plugs with one important difference - a permanent magnet is fastened to the plug body. This magnet attracts and holds abrasive, ferrous metal particles preventing their circulation through the lubrication or hydraulic system.

These abrasive, ferrous metal particles appear in lubricating or hydraulic systems as a result of the following conditions:
- The constant flaking effect of normal wear of moving parts.
- Particles not removed by flushing operations after boring or machining.
- Chipping due to sub-surface casting flaws.
- Minute component breakdown caused by stress usage.

Magnetic Drain Plugs prevent excessive wear to the system's components.

Magnetic Plugs are used by numerous manufacturers of gear boxes, transmissions, engines, and hydraulic systems for the automotive, aircraft, agricultural and machinery industries.
Typical applications include:
- Outbound Engines
- Earthmoving Equipment
- Combines
- Balers
- Crawler Tractors
- Lift Trucks
- Mining Equipment
- Military Vehicles
- Turbine Engines
- Truck Axles
- Heavy-Duty Transmissions

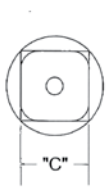

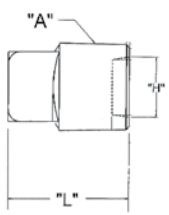



Part	Size "A"	Head Width "C"	Recess Dia. "H"	O/L Length "L"	List Price
28-996	3/8 - 18	.428 - .440	.435 - .445	.805 - .860	3.71
28-997	1/2 - 14	.553 - 565	.560 - .570	.970 -1.04	4.43
28-998	3/4 - 14	.615 - .627	.725 - .735	1.120 - 1.170	5.61
28-999	1-11 1/2	.803 - 815	.895 - .905	1.25 - 1.33	8.13

BULL PLUGS & SWAGES

BULL PLUGS

STANDARD BULL PLUG

- Sch 40 150#
- Zinc plated



Part #	Description	List Price
91-008	2"	39.00
91-007	2" w/ 1/2" TAP	54.15
91-009	2-1/2"	84.60
91-010	3"	104.40
91-011	4"	242.50

XH BULL PLUG

- Made from sch. 80 pipe.
- Zinc plated
- Hollow



Part #	Description	List Price
90-001	1/4"	7.05
90-002	3/8"	11.31
90-003	1/2"	11.60
90-004	3/4"	12.45
90-005	1"	27.71
90-006	1-1/4"	18.20
90-007	1-1/2"	22.05
90-008	2"	39.60
93-001*	2"	60.25
90-213	2" w/ 1/4" TAP	45.10
90-212	2" w/ 1/2" TAP	45.10
93-212*	2"XXH w/1/2" TAP	60.25
90-009	2-1/2"	75.50
90-010	3"	153.03
90-215	3" w/ 1/2" TAP	302.71
90-011	4"	252.03

* XXH

STANDARD SCH. 40 SWAGE

MIP X MIP

- Zinc plated



Part #	Description	List Price
93-113	1-1/4" x 1"	24.66
93-121	2" x 1"	52.47
93-122	2" x 1-1/4"	32.75
93-123	2" x 1-1/2"	43.74
93-124	2-1/2" x 2"	50.75
93-125	3" x 1"	129.29
93-127	3" x 1-1/2"	80.66
93-128	3" x 2"	105.69
93-129	3" x 2-1/2"	76.45
93-130	4" x 2"	157.15
93-131	4" x 3"	151.40
93-139	6" x 3"	442.20

SCH 80 XH SWAGES
MIP X MIP



* Hex Style



Part #	Description	List Price
90-100*	1/4" x 1/8"	14.91
90-102*	1/2" x 1/4"	13.40
90-103*	1/2" x 3/8"	12.55
90-104*	3/8" x 1/4"	11.80
90-105*	3/4" x 1/4"	21.16
90-106*	3/4" x 3/8"	13.86
90-107*	3/4" x 1/2"	17.25
90-108*	1" x 1/4"	20.20
90-109*	1" x 3/8"	19.60
90-110*	1" x 1/2"	22.20
90-111*	1" x 3/4"	29.55
90-140	1-1/4" x 3/4"	25.65
90-141	1-1/4" x 1"	47.15
90-114	1-1/2" x 1/2"	33.40
90-115	1-1/2" x 3/4"	31.90
90-116	1-1/2" x 1"	39.85
90-117	1-1/2" x 1-1/4"	35.15
90-118	2" x 1/4"	74.40
90-119	2" x 1/2"	60.70
90-120	2" x 3/4"	64.95
90-121	2" x 1"	58.00
90-122	2" x 1-1/4"	37.30
90-123	2" x 1-1/2"	53.13
90-124	2-1/2" x 2"	107.51
90-125	3" x 1"	114.35
90-126	3" x 1-1/4"	69.49
90-127	3" x 1-1/2"	114.40
90-128	3" x 2"	118.08
90-129	3" x 2-1/2"	80.05
90-133	4" x 1"	186.30
90-130	4" x 2"	179.69
90-131	4" x 3"	191.84
90-132	6" x 4"	519.00
90-150	6" x 2"	563.95
90-152	6" x 3"	554.80

XXH SWAGE



Part #	Description	List Price
92-102*	1/2" x 1/4"	15.83
92-107*	3/4" x 1/2"	24.11
92-108*	1" x 1/4"	25.88
92-109*	1" x 3/8"	25.88
92-110*	1" x 1/2"	24.80
92-111*	1" x 3/4"	20.95
92-114	1-1/2" x 1/2"	28.13
92-115	1-1/2" x 3/4"	28.13
92-116	1-1/2" x 1"	35.44
92-119	2" x 1/2"	42.09
92-120	2" x 3/4"	42.09
92-121	2" x 1"	69.40
92-122	2" x 1-1/4"	83.60
92-123	2" x 1-1/2"	51.28
92-128	3" x 2"	203.69

ASTMA105
ASME SA105
ANSI B16.5

Forged Steel Flanges

• A105 Forged Steel • CLASS 150

(1-1/2 thru 6" available in #316 Stainless Steel add SS to part#)



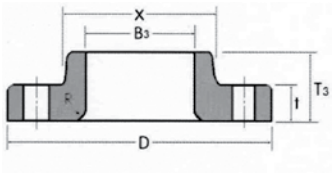

SLIP-ON 1/16" RAISED FACE FORGED STEEL FLANGE

Part #	Size	List Price
107-020	1/2"	23.13
107-021	3/4"	23.09
107-022	1"	26.56
107-023	1-1/4"	14.37
107-024	1-1/2"	21.41
107-025	2"	29.68
107-026	2-1/2"	30.38
107-027	3"	44.55
107-029	4"	43.27
107-031	6"	94.03
107-032	8"	144.78
107-033	10"	205.88
107-034	12"	227.22



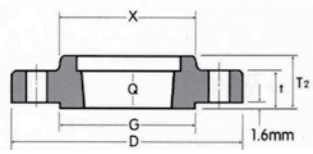

THREADED 1/16" RAISED FACE FORGED STEEL FLANGE

Part #	Size	List Price
107-060	1/2"	8.90
107-061	3/4"	13.79
107-062	1"	26.00
107-063	1-1/4"	27.00
107-064	1-1/2"	28.50
107-065	2"	29.00
107-066	2-1/2"	45.59
107-067	3"	52.29
107-069	4"	53.80
107-071	6"	79.00
107-072	8"	110.55
107-073	10"	165.00
107-074	12"	239.84

Nominal Pipe Size	Depth of Socket in.	DRILLING			BOLTING				APPROXIMATE WEIGHT		
		Bolt Circle Diameter	Number of Holes	Diameter of Holes	Diameter of Bolts (inch)	Machine Bolt Length	Stud Bolt Length		Welding Neck	Slip-on and Threaded	Blind
						Raised Face	Raised Face	Ring Joint			
	Y								LBS	LBS	LBS
1/2	.382	2.382	4	.618	1/2	2.00	2.252	-	1.146	1.036	1.036
3/4	.441	2.752	4	.618	1/2	2.00	2.50	-	2.028	1.653	1.389
1	.500	3.118	4	.618	1/2	2.252	2.50	3.00	2.425	1.893	2.094
1-1/4	.559	3.50	4	.618	1/2	2.252	2.752	3.252	3.086	3.086	3.086
1-1/2	.618	3.882	4	.618	1/2	2.50	2.752	3.252	3.99	3.109	3.571
2	.689	4.752	4	.752	5/8	2.752	3.252	3.752	6.173	4.982	5.82
2-1/2	.752	5.5	4	.752	5/8	3.00	3.50	4.00	9.436	7.562	8.951
3	.811	6.0	4	.752	5/8	3.00	3.50	4.00	11.42	8.818	11.023
4	.941	7.50	8	.752	5/8	3.00	3.50	4.00	16.138	12.677	16.535
6	1.059	9.50	8	.882	3/4	3.252	4.00	4.50	24.824	17.196	26.455
8	1.252	11.752	8	.882	3/4	3.50	4.252	4.752	39.683	28.66	44.092
10	1.311	14.252	12	1.00	7/8	4.00	4.50	5.00	55.116	37.699	66.139
12	1.559	17	12	1.00	7/8	4.00	4.752	5.252	85.936	61.024	97.003

ASTMA105
ASME SA105
ANSI B16.5

Forged Steel Flanges

- **A105 Forged Steel**
- **CLASS 150**

(1-1/2 thru 6" available in #316 Stainless Steel add SS to part#)



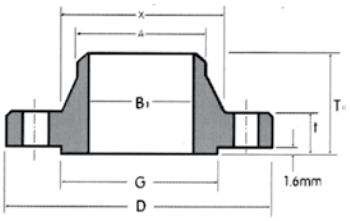

WELD NECK FORGED STEEL FLANGE

Part #	Size	List Price
107-000	1/2"	32.50
107-001	3/4"	33.14
107-002	1"	34.19
107-003	1-1/4"	33.11
107-004	1-1/2"	33.11
107-005	2"	36.98
107-006	2-1/2"	39.49
107-007	3"	62.06
107-009	4"	59.25
107-011	6"	134.91
107-012	8"	145.71
107-013	10"	220.29
107-014	12"	346.65



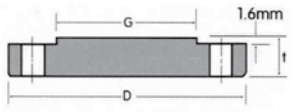

BLIND 1/16" RAISED FACE FORGED STEEL FLANGE

Part #	Size	List Price
107-040	1/2"	8.40
107-041	3/4"	10.64
107-042	1"	30.53
107-043	1-1/4"	27.71
107-044	1-1/2"	26.71
107-045	2"	31.18
107-046	2-1/2"	44.96
107-047	3"	53.15
107-049	4"	79.73
107-051	6"	127.66
107-052	8"	158.81
107-053	10"	250.00
107-054	12"	377.10

Nominal Pipe Size	Outside Diameter	O.D of Raised Face	Diameter at Base of Hub	Thickness	BORE	LENGTH THRU HUB	
					Welding Neck Socket Welding	Welding Neck	Slip-on Threaded Socket Welding
	D	G	X	T	B1	T1	T2
1/2	3.504	1.382	1.189	.441	.618	1.882	.618
3/4	3.898	1.689	1.50	.50	.819	2.059	.618
1	4.252	2.00	1.941	.559	1.051	2.189	.689
1-1/4	4.606	2.50	2.311	.618	1.382	2.252	.811
1-1/2	5.00	2.882	2.559	.689	1.610	2.441	.882
2	5.984	3.618	3.059	.752	2.071	2.50	1.00
2-1/2	7.008	4.118	3.559	.882	2.469	2.752	1.118
3	7.52	5.00	4.252	.941	3.071	2.752	1.189
4	9.016	6.189	5.311	.941	4.031	3.00	1.311
6	10.984	8.50	7.559	1.00	6.071	3.50	1.559
8	13.504	10.618	9.689	1.118	7.980	4.00	1.752
10	15.984	12.752	12.00	1.189	10.02	4.00	1.941
12	19.016	15.00	14.382	1.252	12.00	4.50	2.189

COPPER FITTINGS



SYMBOL OF JOINT ENDS

C Solder joint fitting end made to receive copper tube diameter
Ftg. Solder joint fitting end made to copper tube diameter
F Internal ANSI Standard Taper Pipe Thread-Female
M External ANSI Standard Taper Pipe Thread-Male
Threaded ends ANSI/ ASME B1. Solder ends ASTM B88

- Temp range 32° to 200°F
- Pressure @100° - 1/8-1 : 500 PSI
  - 1-1/4-2 : 400 PSI
  - 2-1/2 - 3: 300 PSI

NSF - 61 CERTIFIED
ALLOY C12200

THE ABOVE CONFORMS TO ASTM B 88 & ASTM B 306, A 306

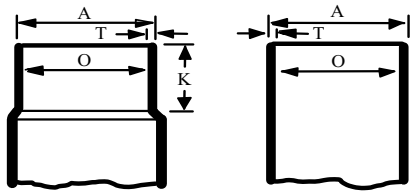

MALE (FITTING)

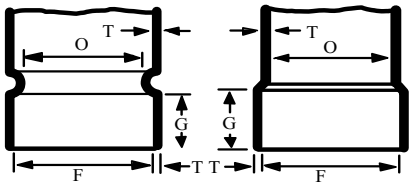

FEMALE (COPPER)

Nominal Size	Joint Ends										Metal Thick-ness T (in)	Inside Diameter O (in)
	Male End					Female End						
	Outside Diameter (A) in	Average Tolerance (mm)	Actual MIN in	O.D. MAX in	Length (Min) H (in)	Inside Diameter F (in)	Average Tolerance (mm)	Actual MIN in	O.D. MAX in	Length (Min) G (in)		
1/8	2/8	0.03	2/8	2/8	3/8	2/8	0.03	2/8	2/8	3/8	0	2/8
1/4	3/8		3/8	3/8	3/8	3/8		3/8	3/8	3/8	0	2/8
3/8	4/8		4/8	4/8	3/8	4/8		4/8	4/8	3/8	0	3/8
1/2	5/8		5/8	5/8	4/8	5/8		5/8	5/8	3/8	0	4/8
5/8	6/8		6/8	6/8	5/8	6/8		6/8	6/8	5/8	0	4/8
3/4	7/8		7/8	7/8	6/8	7/8		7/8	7/8	5/8	0	5/8
1	1-1/8	0.04	1-1/8	1-1/8	7/8	1-1/8	0.04	1-1/8	1-1/8	7/8	0	7/8
1-1/4	1-3/8		1-3/8	1-3/8	1	1-3/8		1-3/8	1-3/8	1	0	1-1/8
1-1/2	1-5/8	0.05	1-5/8	1-5/8	1-1/8	1-5/8	0.05	1-5/8	1-5/8	1-1/8	0	1-3/8
2	2-1/8		2-1/8	2-1/8	1-3/8	2-1/8		2-1/8	2-1/8	1-2/8	0	1-6/8
2-1/2	2-5/8		2-5/8	2-5/8	1-4/8	2-5/8		2-5/8	2-5/8	1-4/8	1/8	2-1/8
3	3-1/8		3-1/8	2-1/8	1-6/8	3-1/8		3-1/8	3-1/8	1-5/8	1/8	2-5/8
4	4-1/8		4-1/8	4-1/8	2-1/8	4-1/8		4-1/8	4-1/8	2-1/8	1/8	3-4/8



90° ELL C X C



Part#	Nominal (ID)	OD	Approx Net Wt.	Ind #	List Price
77-100	1/8"	1/4"	0.01	W 02003	4.60
77-101	1/4"	3/8"	0.01	W 02009	5.24
77-102	3/8"	1/2"	0.03	W 02017	3.99
77-104	1/2"	5/8"	0.04	W 02022	1.45
77-107	5/8"	3/4"	0.07	W 02028	9.35
77-108	3/4"	7/8"	0.09	W 02034	3.22
77-110	1"	1-1/8"	0.17	W 02047	8.26
77-113	1-1/4"	1-3/8"	0.27	W 02077	10.72
77-114	1-1/2"	1-5/8"	0.41	W 02085	18.75
77-116	2"	2-1/8"	0.73	W 02086	33.30

WE-500-R 607-R 107-C

90° STREET ELL FTG. X C



77-124	1/4"	3/8"	0.01	W 02312	9.18
77-125	3/8"	1/2"	0.03	W 02321	6.04
77-126	1/2"	5/8"	0.05	W 01652	2.20
77-127	5/8"	3/4"	0.07	W 02330	9.94
77-128	3/4"	7/8"	0.12	W 01654	4.66
77-129	1"	1-1/8"	0.22	W 02344	11.92
77-130	1-1/4"	1-3/8"	0.33	W 02384	16.03
77-131	1-1/2"	1-5/8"	0.45	W 02385	23.42
77-132	2"	2-1/8"	0.87	W 02386	45.49

90° LONG TURN ELL C X C



77-139	1/8"	1/4"	0.01	W 02715	6.81
77-140	1/4"	3/8"	0.02	W 02716	5.71
77-141	5/16"		0.03		8.73
77-142	3/8"	1/2"	0.04	W 02717	6.70
77-143	1/2"	5/8"	0.06	W 02722	6.48
77-144	5/8"	3/4"	0.10	W 02728	6.79
77-145	3/4"	7/8"	0.15	W 02734	8.68

WE-500-L 607-LT 107-L

90° LONG TURN ST. ELL FTG. X C



77-154	3/8"	1/2"	0.04	W 02817	16.28
77-155	1/2"	5/8"	0.06	W 02822	8.60
77-156	5/8"	3/4"	0.11		10.53
77-157	3/4"	7/8"	0.15		12.05
77-158	1"	1-1/8"	0.33		18.75
77-159	1-1/4"	1-3/8"	0.46	W 02828	10.53
77-160	1-1/2"	1-5/8"	0.64	W 02834	12.05

WE-503-L 607-2LT

WROT SOLDER JOINT — COPPER FITTINGS

45° ELL C X C



Part#	Nominal	Approx Net Wt.	Ind #	List Price
77-161	1/8"	0.01	W 03005	12.51
77-162	1/4"	0.01	W 03012	7.45
77-163	3/8"	0.02	W 03021	6.38
77-164	1/2"	0.04	W 03026	2.57
77-165	5/8"	0.06	W 03030	13.38
77-166	3/4"	0.10	W 03034	4.38
77-167	1"	0.19	W 03044	11.42
77-168	1-1/4"	0.27	W 03050	13.78
77-169	1-1/2"	0.39	W 03055	18.51
77-170	2"	0.75	W 03059	31.69

WE-504 606 106

STREET 45° FTG. X C



77-177	1/4"	0.01	W 03312	13.91
77-178	3/8"	0.02	W 03321	10.09
77-179	1/2"	0.06	W 03326	2.75
77-180	5/8"	0.06	W 03330	23.01
77-181	3/4"	0.10	W 03334	5.38
77-182	1"	0.18	W 03344	13.86
77-183	1-1/4"	0.27	W 03350	21.16
77-184	1-1/2"	0.38	W 03355	25.26
77-185	2"	0.75	W 03359	40.16

WE-505 606-2

COUPLING (SOCKET) W/ ROLLED UP TUBE STOP C X C



77-201	1/8"	0.01	W 01003	1.22
77-202	1/4"	0.01	W 01009	1.01
77-203	3/8"	0.02	W 01017	1.31
77-204	1/2"	0.03	W 01022	1.12
77-205	5/8"	0.04	W 01028	2.71
77-206	3/4"	0.06	W 01034	2.25
77-207	1"	0.10	W 01047	4.49
77-208	1-1/4"	0.15	W 01055	7.59
77-209	1-1/2"	0.22	W 01063	10.03
77-210	2"	0.39	W 01072	16.74

WC-400 100

COUPLING (SOCKET) LESS TUBE STOP C X C



77-219	1/8"	0.01	W 01900	4.03
77-220	1/4"	0.01	W 01901	1.25
77-222	1/2"	0.03	W 01903	1.43
77-223	3/4"	0.06	W 01905	3.08
77-224	1"	0.10	W 01906	6.48
77-225	1-1/4"	0.15	W 01907	9.14
77-226	1-1/2"	0.22	W 01908	12.34
77-227	2"	0.39	W 01909	18.99

WC-400NS 601

See page 165-167 for SWT x SWT LF Ball Valves

COPPER FITTINGS — WROT SOLDER JOINT

COUPLING (SOCKET) W/ DIMPLED TUBE STOP C X C



Part#	Nominal	Approx Net Wt.	Ind #	List Price
77-238	1/2"	0.03		1.73
77-240	3/4"	0.06		2.76
77-241	1"	0.10		5.46
77-242	1-1/4"	0.15		13.52
77-244	2"	0.39		21.20

WC-400S

REDUCER COUPLING W/ STOP C X C



77-252	1/4" x 1/8"	0.01	W 01011	6.33
77-254	3/8" x 1/8"			3.58
77-253	3/8" x 1/4"	0.02	W 01019	2.70
77-256	1/2" x 1/4"	0.03	W 01023	2.51
77-255	1/2" x 3/8"	0.03	W 01021	2.17
77-258	5/8" x 1/2"	0.04	W 01025	5.40
77-263	3/4" x 3/8"	0.06	W 01036	5.67
77-262	3/4" x 1/2"	0.06	W 01029	3.51
77-267	1"x1/2"	0.10	W 01049	9.82
77-265	1"x3/4"	0.12	W 01038	6.98
77-270	1 -1/4" x 1/2"	0.14	W 01058	9.15
77-269	1 -1/4" x 3/4"	0.17	W 01056	9.68
77-268	1-1/4" x 1"	0.17	W 01051	9.73
77-273	1 -1/2" x 3/4"	0.25	W 01065	14.96
77-272	1-1/2" x1"	0.24	W 01064	16.36
77-271	1-1/2" x 1-1/4"	0.24	W 01060	16.04
77-277	2" x 1"	0.48	W 01074	29.70
77-276	2 x 1-1/4"	0.46	W 01073	29.87
77-275	2" x 1-1/2"	0.42	W 01069	22.68
77-280	2-1/2"x2"	0.79	W 01075	49.90

WC-400R 600-R

FITTING REDUCER FTG. C X C



77-292	3/8" x 1/8"	0.01	W 01314	3.29
77-291	3/8" x 1/4"	0.02	W 01312	2.84
77-294	1/2" x 1/4"	0.03	W 01317	2.76
77-293	1/2" x 3/8"	0.03	W01315	2.97
77-295	5/8" X 1/2"	0.03	W 01320	5.48
77-298	3/4" x 3/8"	0.05	W 01327	6.23
77-297	3/4" x 1/2"	0.06	W 01326	3.84
77-296	3/4" x 5/8"	0.08	W 01325	3.49
77-352	1" x 1/2"	0.10	W 01265	7.56
77-300	1"x3/4"	0.11	W 01337	5.92
77-355	1 -1/4" x 3/4"	0.15	W 01345	10.58
77-354	1-1/4" x1"	0.17	W 01343	11.07
77-360	1 -1/2" x 1/2"	0.21	W 01355	12.85
77-359	1 -1/2" x 3/4"	0.21	W 01353	14.05
77-358	1-1/2"x1"	0.22	W 01351	16.59
77-357	1 -1/2" X 1-1/4"	0.21	W 01350	13.77
77-365	2" x 1/2"	0.44	W 01364	34.95
77-363	2" x 1"	0.40	W 01360	32.92
77-361	2" x 1-1/2"	0.39	W 01358	25.94

WC-403 600-2

MALE ADAPTER C X M



Part#	Nominal	Approx Net Wt.	Ind #	List Price
77-393	1/8"	0.02		19.19
77-394	1/4"	0.04		26.13
77-398	3/8"	0.06	W 01125	6.49
77-401	1/2"	0.08	WB01131	3.02
77-306	3/4"	0.14	WB01146	5.06
77-309	1"	0.24	WB01163	13.36
77-314	1-1/4"	0.41	W 01171	18.54
77-318	1-1/2"	0.50	W 01179	21.72
77-322	2"	0.87	W 01187	36.76
77-395	1/4" x 1/2"	0.09	W 01113	9.66
77-311	1/2" x 3/8"	0.18		6.94
77-303	1/2" x 3/4"	0.16	W 01130	9.01
77-308	3/4" x 1/2"	0.31		8.84
77-307	3/4" x 1"	0.29	W 01145	19.10
77-312	1" x 3/4"	0.18	W 01164	19.10

• 14 more reducing sizes available

WC-401 604

FTG. MALE ADAPTER FTG. X M



77-331	1/2"	0.09	W 01431	13.15
77-333	3/4"	0.15	W 01446	14.94
77-334	1"	0.15	W 01463	19.88
77-335	1-1/4"	0.41	W 01471	77.69
77-336	1-1/2"	0.41	W 0147X9	77.59
77-337	2"	0.86	W 01487	152.15

WC-404 604-2

COPPER TUBING

SEE COPPER TUBING FOR REFRIGERATION AND DRINKING WATER ON PAGE 336





A mind is like a parachute. It doesn't work if it is not open. - Frank Zappa

FEMALE ADAPTERS
C X F



Part#	Nominal	Approx Net Wt.	Ind #	List Price
77-343	1/2"	0.10	WB01231	4.77
77-349	3/4"	0.14	WB01246	6.56
77-402	1"	0.24	WB01263	14.98
77-406	1-1/4"	0.43	W 01271	21.72
77-410	1-1/2"	0.58	W 01279	33.95
77-413	2"	0.74	W 01287	46.12
77-341	3/8" x 1/2"	0.10	W 01224	10.44
77-347	1/2" x 1/4"	0.05	W 01233	7.36
77-346	1/2"x3/8"	0,70	W 01232	7.36
77-345	1/2" x 3/4"	0.15	WB01230	10.24

FEMALE FTG.
ADAPT. FTG. X F



77-419	3/8"	0.05	W 01525	14.42
77-420	1/2"	0.11	W 01531	9.42
77-423	3/4"	0.19	W 01546	12.15
77-424	1			24.20

• More sizes available

WC402 603 WC402R 603R

CAP



77-429	1/4"	0.01	W 07004	1.53
77-430	3/8"	0.01	W 07006	1.88
77-431	1/2"	0.02	WB07007	0.92
77-432	5/8"	0.03	W 07008	2.68
77-433	3/4"	0.04	WB07009	1.95
77-434	1"	0.08	WB07011	4.57
77-435	1-1/4"	0.11	W 07012	5.69
77-436	1-1/2"	0.18	W 07013	8.86
77-437	2"	0.30	W 07014	14.94

WC405 603-2 WC405R 603R

UNIONS C X C



• LF = Lead Free

77-453	1/4"	0.11	W 08001	115.19
77-454	3/8"	0.11	W 08002	115.81
77-455LF	1/2"	0.17	W 08003	23.36
77-456LF	3/4"	0.37	W 08004	30.02
77-457LF	1"	0.51	W 08005	52.45
77-606LF	1-1/4"	0.98	W08006	80.58
77-607LF	1-1/2"	1.21	W08007	109.05
77-608LF	2"		W08008	189.45

WC-415 617

U-TYPE STRAP



77-461	1/2"	0.03	A 02529	0.83
77-462	3/4"	0.03	A 02574	1.48
77-463	1"	0.04	A 02614	1.45
77-464	1-1/4"	0.04	A 02650	2.04

WC-407

WS-1100

WROT SOLDER JOINT — COPPER FITTINGS

TEE
C X C X C



Part#	Nominal 1 x 2 x 3	Approx Net Wt.	Ind #	List Price
77-467	1/8"	0.02	W 40306	9.16
77-468	1/4"	0.03	W 04000	9.69
77-470	3/8"	0.05	W 04001	7.77
77-473	1/2"	0.08	WB04006	2.57
77-481	5/8"	0.12	W 04017	14.02
77-483	3/4"	0.18	WB04031	5.92
77-490	1"	0.35	WB04048	18.04
77-504	1-1/4"	0.58	W 04068	22.92
77-519	1-1/2"	0.72	W 04084	37.00
77-543	2"	1.35	W 40102	58.84
77-489	3/4"x1/2"x1/2"	0.15	WB04043	7.47
77-488	3/4" x 1/2" x 3/4"	0.19	WB04041	8.07
77-486	3/4" x 3/4" x 1/2"	0.15	WB04033	5.85
77-485	3/4"x3/4"x1"	0.25	W 04065	21.28
77-501	1"x1/2"x1"	0.34	W 04061	25.20
77-499	1"x3/4"x3/4"	0.31	W 04056	25.25
77-498	1"x3/4"x1"	0.38	W 04055	19.76
77-496	1"x1"x1/2"	0.24	WB04051	20.23
77-493	1"x1"x3/4"	0.29	WB04049	16.62
77-518	1 -1 /4"x 1/2" x 1-1/4"	0.58	W 04083	39.10
77-514	1 -1/4" x 3/4" x 1-1/4"	0.63	W 04078	33.96
77-508	1-1/4" x 1-1/4" x 3/4"	0.39	W 04070	24.20
77-507	1-1/4"x1-1/4"x1"	0.47	W 04069	24.20
77-506	1 -1/4" x1 -1/4" x 1-1/2"	0.79	W 40100	67.71
77-523	1 -1/2" x 1-1/2" x 3/4"	0.51	W 04087	30.69
77-522	1-1/2" x 1-1/2" x1"	0.60	W 04086	28.81
77-549	2"x2"x1/2"	0.77	W 40107	39.66
77-548	2" x 2" x 3/4"	0.90	W 40106	44.44
77-547	2"x2"x1"	0.99	W 40105	40.89

DROP EAR ELBOWS



• Lead Free Bronze • Lead Free Brass

Part #	SWT x FIP	List Price
44840LF	1/2 x 1/2 Bronze	5.67
44841LF	1/2 x 1/2 Brass	4.27
44842LF	3/4 x 1/2 Brass	6.23
44843LF	3/4 x 3/4 Brass	7.84



• Lead Free Brass

Part #	SWT x SWT	List Price
44844LF	1/2 x 1/2	3.57



• Lead Free Bronze

Part #	Pex x FIP	List Price
44845LF	1/2 x 1/2	5.88

Everything is funny, as long as it's happening to somebody else. - *Will Rogers*

PLASTIC FITTINGS



SCH 80 PVC NIPPLES



Machined Schedule 80 PVC nipples comply fully with ASTM D2464, threads conform to ASTM F1498, and the pipe is extruded from PVC 1120-1220 meeting ASTM D1784 and meets ASTM D1785, products standard 21-70

SCH 40 PVC FITTINGS



• NSF 61 certified for use with drinking (potable) water
• Max Temperature: 140°F
• Max Pressure: Not Rated
Resistant to corrosion, strong and rigid - commonly used in low pressure plumbing applications. ASTM D1784 and D2466.

SCH 80 PVC FITTINGS



PVC Material is Type 1 according to the American Society for Testing Materials (ASTM) D-1784. Fittings conform to ASTM D-2464 & ASTM D-2467. Temperature rating is 140°F. PSI is based on water at 73°F. Derate 50% at 110°F and 78% at 140°F. Not recommended for use in compressed air or gas systems.

PIPE FITTINGS



• Nylon
• Polyethylene
• Polypropylene

HOSE BARB FITTINGS



• Nylon
• Polyethylene
• Polypropylene

GARDEN HOSE FITTINGS



• Nylon

NYLON & POLYPROPYLENE COMPRESSION FITTINGS



Machined Schedule 80 PVC nipples comply fully with ASTM D2464,

POLYPROPYLENE PUSH-IN TUBE FITTINGS AND VALVES



• NSF 61 certified for use with drinking (potable) water
• Max Temperature: 140°F
• Max Pressure: Not Rated

PLASTIC PIPE | PLASTIC FITTINGS

AVAILABLE IN THREE TYPES OF PLASTIC

(W) White Nylon

Made from virgin grade formulated to resist physical stress and abrasion. This material meets F.D.A. requirements of Code of Federal Regulation part 177.1500 and is therefore suitable for food contact surfaces.

Temperature Range: -40^{0}F to 200^0 F

Working Pressure: 125 PSI maximum.

(B) Black Polyethylene

Made from a high molecular weight linear polyethylene formulated for chemical compatibility and high impact resistance at lower temeratures. Polyethylene is NSF approved for potable water.

Temperature Range: -65^{0}F to 190^{0}F

Working Pressure: 125 PSI maximum.

(P) Polypropylene

Made from the finest polypropylene resins. Polypropylene is used for its resistance to a wide range of chemicals. Working pressures decrease as temperatures increase.

- **NSF-approved materials**
- **FDA-approved materials**

Note: Do not use with compressed air or gas.

- 10% Fiberglass fill for extra strength

ELBOW

P



POLYPROPYLENE ELBOWS

Part #	Size	List Price
28-702P	3/8"	10.06
28-704P	3/4"	7.83

W



NYLON ELBOWS

Part #	Size	List Price
28-701W	1/4"	8.49
28-703W	1/2"	7.32
28-704W	3/4"	7.91
28-705W	1"	14.03
28-706W	1-1/4"	16.08
28-707W	1-1/2"	18.29
28-708W	2"	24.97

TEE

P



POLYPROPYLENE TEES

Part #	Size	List Price
28-741P	1/4"	6.60
28-742P	3/8"	11.93
28-743P	1/2"	6.74
28-744P	3/4"	8.50

W



NYLON TEES

Part #	Size	List Price
28-741W	1/4"	6.80
28-743W	1/2"	8.32
28-744W	3/4"	10.30
28-745W	1"	19.08
28-746W	1-1/4"	21.79
28-747W	1-1/2"	29.21
28-748W	2"	29.64

STREET ELBOW

P



POLYPROPYLENE STREET ELBOW

Part #	Size	List Price
28-819P	1/8"	3.71
28-723P	1/2"	5.57
28-820P	2"	17.79
28-821P	3"	143.62

W



NYLON STREET ELBOW

Part #	Size	List Price
28-819W	1/8"	3.93
28-720W	1/4"	5.31
28-721W	3/8"	7.90
28-723W	1/2"	5.20
28-724W	3/4"	7.15
28-725W	1"	15.75
28-726W	1-1/4"	17.38
28-727W	1-1/2"	16.07
28-820W	2"	21.03

HEX HEAD PLUGS

- Cored

B



POLYETHYLENE PLUGS

Part #	Size	List Price
28-601B	1/8"	0.68
28-602B	1/4"	0.70
28-603B	3/8"	0.76
28-604B	1/2"	0.89
28-605B	3/4"	1.28

W



NYLON PLUGS

Part #	Size	List Price
28-601W	1/8"	0.98
28-602W	1/4"	0.98
28-603W	3/8"	0.92
28-604W	1/2"	2.07
28-605W	3/4"	1.18
28-606W	1"	1.86
28-607W	1-1/4"	2.97
28-608W	1-1/2"	3.63
28-609W	2 "	6.52

HEX BUSHING

P



POLYPROPYLENE BUSHINGS

Part #	Size	List Price
28-659P	1/4 x 1/8"	2.76
28-660P	3/8 x 1/8"	2.62
28-661P	3/8 x 1/4"	2.55
28-663P	1/2 x 1/4"	2.47
28-664P	1/2 x 3/8"	2.26
28-666P	3/4 x 1/4"	2.91
28-668P	3/4 x 1/2"	3.09
28-671P	1 x 1/2"	2.95
28-672P	1 x 3/4"	3.69
28-675P	1-1/4" x 1"	3.61
28-814P	1-1/2" x 1/2"	7.82
28-678P	1-1/2 x 3/4"	5.35
28-680P	1-1/2 x 1-1/4"	3.89

W



NYLON BUSHINGS

Part #	Size	List Price
28-659W	1/4 x 1/8"	2.46
28-661W	3/8 x 1/4"	2.45
28-663W	1/2 x 1/4"	2.02
28-664W	1/2 x 3/8"	2.53
28-666W	3/4 x 1/4"	1.98
28-667W	3/4 x 3/8"	2.69
28-668W	3/4 x 1/2"	2.13
28-671W	1 x 1/2"	3.22
28-672W	1 x 3/4"	2.42
28-674W	1-1/4 x 3/4"	6.05
28-675W	1-1/4 x 1"	6.57
28-678W	1-1/2 x 3/4"	6.41
28-679W	1-1/2 x 1"	6.22
28-680W	1-1/2 x 1-1/4"	5.35
28-815W	2" x 1/2"	12.11
28-682W	2 x 3/4"	13.80
28-683W	2 x 1"	11.90
28-685W	2 x 1-1/2"	6.34
28-818W	3" x 2"	16.30

HEX NIPPLES

B



POLYETHYLENE HEX NIPPLES

Part #	Size	List Price
28-611B	1/8"	0.85
28-612B	1/4"	0.80
28-613B	3/8"	0.80
28-614B	1/2"	1.11

P



POLYPROPYLENE HEX NIPPLES

Part #	Size	List Price
28-612P	1/4"	0.96
28-613P	3/8"	1.01
28-614P	1/2"	1.08
28-615P	3/4"	1.59

W



NYLON HEX NIPPLES

Part #	Size	List Price
28-611W	1/8"	0.83
28-612W	1/4"	1.45
28-613W	3/8"	0.78
28-614W	1/2"	1.12
28-615W	3/4"	1.36
28-616W	1"	2.43
28-617W	1 1/4 "	5.30
28-618W	1 1/2"	5.24
28-619W	2"	7.48

REDUCER NIPPLES

B



POLYETHYLENE HEX NIPPLES

Part #	Size	List Price
28-623B	1/2 x 1/4"	0.98
28-624B	1/2 x 3/8"	0.99
28-628B	3/4 x 3/8"	1.15
28-625B	3/4 x 1/2"	1.32

W



NYLON REDUCING HEX NIPPLES

Part #	Size	List Price
28-620W	1/4 x 1/8"	1.19
28-621W	3/8 x 1/8"	1.01
28-622W	3/8 x 1/4"	1.04
28-623W	1/2 x 1/4"	1.22
28-624W	1/2 x 3/8"	1.12
28-628W	3/4 x 3/8"	1.00
28-625W	3/4 x 1/2"	1.37

P = Polypropylene
W = White Nylon
B = Black Polyethylene

PLASTIC PIPE/ HOSE BARB | PLASTIC FITTINGS

COUPLING

P



POLYETHYLENE COUPLINGS

Part #	Size	List Price
28-761P	1/4"	5.16
28-762P	3/8"	5.83
28-763P	1/2"	6.76
28-764P	3/4"	6.93



W

NYLON COUPLINGS

Part #	Size	List Price
28-761W	1/4"	6.79
28-762W	3/8"	7.48
28-763W	1/2"	6.29
28-764W	3/4"	6.33
28-765W	1"	7.52
28-803W	1-1/4"	7.35
28-767W	1-1/2"	10.21
28-768W	2"	12.62

Forget yourself by becoming interested in others. Do every day a good deed that will put a smile of joy on someone's face.

-Dale Carnegie

PIPE CAP

W



NYLON CAPS

Part #	Size	List Price
28-640W	1/4"	0.90
28-641W	3/8"	1.17
28-642W	1/2"	1.19
28-643W	3/4"	1.14

PLASTIC BULKHEAD FITTINGS



P

20% Glass Filled Polypropylene w/ Santoprene Gasket

NEW LOW COST

Part #	Fpt	Hole	List Price
28-693P	1/2"	1-3/8"	16.32
28-694P	3/4"	1-3/8"	12.96
28-695P	1"	1-3/4"	16.56
28-696P	1-1/4"	2"	17.82
28-697P	1-1/2"	3"	25.14
28-698P	2"	3"	25.68
28-699P	3"	4-1/2"	127.96

P = Polypropylene
W = White Nylon
B = Black Polyethylene

MALE ADAPTERS



B

POLYETHYLENE BARB X MALE PIPE

Part #	Size	List Price
33-002B	3/16 x 1/8"	0.88
33-003B	3/16 x 1/4"	0.96
33-004B	1/4 x 1/8"	0.70
33-005B	1/4 x 1/4"	0.82
33-006B	1/4 x 3/8"	0.84
33-007B	1/4 x 1/2"	0.91
33-008B	5/16 x 1/8"	0.71
33-009B	5/16 x 1/4"	0.82
33-012B	3/8 x 1/4"	0.74
33-013B	3/8 x 3/8"	0.88
33-014B	3/8 x 1/2"	0.91
33-026B	3/8 x 3/4"	0.97
33-015B	1/2 x 1/4"	0.78
33-016B	1/2 x 3/8"	0.84
33-017B	1/2 x 1/2"	0.93
33-018B	1/2 x 3/4"	1.15
33-019B	5/8 x 3/8"	1.01
33-020B	5/8 x 1/2"	0.90
33-021B	5/8 x 3/4"	1.44
33-022B	3/4 x 1/2"	0.96
33-023B	3/4 x 3/4"	1.19
33-024B	1 x 3/4"	3.29
33-025B	1 x 1"	3.42



P

POLYPROPYLENE HOSE BARB
Hose ID x MIP

Part #	Size	List Price
33-012P	3/8 x 1/4"	0.99
33-014P	3/8 x 1/2"	1.22
33-015P	1/2 x 1/4"	0.97
33-016P	1/2 x 3/8"	1.02
33-017P	1/2 x 1/2"	0.99
33-018P	1/2 x 3/4"	1.56
33-303P	1/2" x 1"	2.59
33-020P	5/8 x 1/2"	0.98
33-022P	3/4 x 1/2"	1.17
33-023P	3/4 x 3/4"	1.36
33-024P	1 x 3/4"	1.88
33-025P	1 x 1"	2.30
33-323P	3" x 3"	34.04

W



NYLON BARB MALE ADAPTERS
Hose ID x MIP

Part #	Size	List Price
33-002W	3/16 x 1/8"	0.89
33-003W	3/16 x 1/4"	0.98
33-004W	1/4 x 1/8"	0.91
33-005W	1/4 x 1/4"	0.82
33-006W	1/4 x 3/8"	1.09
33-007W	1/4 x 1/2"	1.16
33-380W	1/4 x 3/4"	1.33
33-008W	5/16 x 1/8"	0.90
33-009W	5/16 x 1/4"	0.93
33-010W	5/16 x 3/8"	0.97
33-011W	3/8 X 1/8"	0.93
33-012W	3/8 x 1/4"	1.39
33-013W	3/8 x 3/8"	1.05
33-014W	3/8 x 1/2"	1.13
33-026W	3/8 x 3/4"	1.31
33-015W	1/2 x 1/4"	0.89
33-016W	1/2 x 3/8"	0.97
33-017W	1/2 x 1/2"	0.99
33-018W	1/2 x 3/4"	1.53
33-303W	1/2" x 1"	1.96
33-019W	5/8 x 3/8"	0.85
33-020W	5/8 x 1/2"	1.30
33-021W	5/8 x 3/4"	1.48
33-329W	5/8" x 1"	2.82
33-306W	3/4" x 3/8"	1.50
33-022W	3/4 x 1/2"	1.41
33-023W	3/4 x 3/4"	1.41
33-000W	3/4 x 1"	1.84
33-318W	3/4" x 1-1/4"	3.10
33-319W	3/4" x 1-1/2"	6.20
33-307W	1" x 1/2"	2.55
33-024W	1 x 3/4"	1.86
33-025W	1 x 1"	2.05
33-029W	1 x 1-1/4"	3.99
33-320W	1" x 1-1/2"	6.20
33-349W	1-1/4" x 3/4"	4.45
33-028W	1-1/4 x 1"	3.22
33-030W	1-1/4 x 1-1/4"	3.60
33-032W	1-1/4 x 1-1/2"	3.35
33-321W	1-1/2" x 1-1/4"	4.10
33-033W	1-1/2 x 1-1/2"	4.09
33-322W	2" x 1-1/2"	18.04
33-035W	2 x 2"	7.59

ELBOWS

B



POLYETHYLENE ELBOWS
Hose ID x MALE PIPE

Part #	Size	List Price
33-308B	3/16 x 1/8	1.32
33-038B	1/4 x 1/8	1.34
33-039B	1/4 x 1/4	1.28
33-309B	1/4 x 3/8	0.97
33-046B	3/8 x 1/8	1.28
33-041B	3/8 x 1/4	1.53
33-042B	3/8 x 3/8	2.52
33-047B	3/8 x 1/2	1.70
33-043B	1/2 x 3/8	1.61
33-311B	1/2 x 1/2	1.44
33-385B	1/2 x 3/4	3.28
33-044B	5/8 x 3/8	1.94
33-045B	5/8 x 1/2	2.28
33-312B	5/8 x 3/4	2.61
33-313B	3/4 x 1/2	2.38
33-314B	3/4 x 3/4	3.36
33-316B	1 x 1	3.38

P



POLYPROPYLENE BARB ELBOW

Part #	Size	List Price
33-048P	1/2 x 1/4	1.63
33-311P	1/2 x 1/2	1.72
33-385P	1/2 x 3/4	2.59
33-313P	3/4 x 1/2	2.01
33-314P	3/4 x 3/4	2.35
33-316P	1 x 1	2.84
33-334P	1-1/4 x 1	6.75
33-461P	1-1/4 x 1-1/4	4.96
33-463P	1-1/2 x 1-1/2	7.50

W



NYLON BARB X MIP ELBOWS

Part #	Size	List Price
33-381W	3/16 x 1/4	2.01
33-038W	1/4 x 1/8	1.70
33-039W	1/4 x 1/4	1.43
33-309W	1/4 x 3/8	1.87
33-351W	1/4 x 1/2	1.58
33-040W	5/16 x 1/4	1.85
33-310W	5/16 x 3/8	2.23
33-046W	3/8 x 1/8	1.72
33-041W	3/8 x 1/4	1.56
33-042W	3/8 x 3/8	1.34
33-047W	3/8 x 1/2	1.74
33-384W	3/8 x 3/4	2.40
33-048W	1/2 x 1/4	1.70
33-043W	1/2 x 3/8	1.66
33-311W	1/2 x 1/2	1.65
33-385W	1/2 x 3/4	2.21
33-044W	5/8 x 3/8	1.86
33-045W	5/8 x 1/2	2.17
33-312W	5/8 x 3/4	2.47
33-313W	3/4 x 1/2	2.26
33-314W	3/4 x 3/4	2.18
33-315W	3/4 x 1	2.40
33-386W	1x3/4	3.09
33-316W	1 x 1	3.04
33-460W	1 x 1-1/4	4.96
33-461W	1-1/4 x 1-1/4	6.22
33-462W	1-1/2 x 1-1/4	6.36
33-463W	1-1/2 x 1-1/2	7.46
33-464W	2 x 2	9.49

P = Polypropylene
W = White Nylon
B = Black Polyethylene

PLASTIC BARBS

PLASTIC FITTINGS

HOSE BARB X FE ADAPTERS



B

POLYETHYLENE ADAPTER
Hose ID x FIP

Part #	Size	List Price
33-053B	1/4 x 1/4"	5.57



W

NYLON ADAPTER
Barb x FIP

Part #	Size	List Price
33-052W	1/4 x 1/8"	3.73
33-053W	1/4 x 1/4"	5.71
33-058W	3/8 x 1/4"	1.92
33-059W	3/8 x 3/8"	4.41
33-060W	3/8 x 1/2"	6.22
33-442W	3/8 x 3/4"	4.67
33-066W	1/2 x 1/4"	3.63
33-061W	1/2 x 1/2"	3.79
33-067W	1/2 x 3/4"	4.26
33-068W	5/8 x 1/2"	3.51
33-063W	5/8 x 3/4"	6.04
33-064W	3/4 x 1/2"	5.04
33-065W	3/4 x 3/4"	6.10

HOSE BARB X FE ELBOW



W

NYLON ELBOW
Hose ID x Female Pipe

Part #	Size	List Price
33-343W	1/2 x 1/2	2.86
33-345W	3/4 x 1/2	4.41
33-471W	3/4 x 3/4	6.22

P = Polypropylene
W = White Nylon
B = Black Polyethylene

UNION ELBOWS



B

POLYETHYLENE ELBOW

Part #	Size	List Price
33-390B	1/4	1.42
33-391B	3/8	1.80
33-394B	1/2	1.39
33-395B	5/8	2.03
33-396B	3/4	2.20



W

NYLON ELBOW

Part #	Size	List Price
33-390W	1/4	1.61
33-391W	3/8	1.63
33-394W	1/2	1.67
33-395W	5/8	2.15
33-396W	3/4	2.11
33-397W	1	3.48
33-398W	1-1/4	9.86
33-399W	1-1/2	12.70
33-389W	2	19.80

SPLICERS



B

POLYETHYLENE SPLICER

Part #	Size	List Price
33-091B	1/8	0.70
33-092B	3/16	0.84
33-093B	1/4	0.72
33-095B	3/8	0.82
33-096B	1/2	0.78
33-097B	5/8	0.97
33-098B	3/4	2.46



POLYPROPYLENE SPLICER

Part #	Size	List Price
33-095P	3/8	0.91
33-096P	1/2	0.88
33-098P	3/4	1.55
33-099P	1	1.82

SPLICERS



W

NYLON SPLICES

Part #	Size	List Price
33-091W	1/8	0.85
33-092W	3/16	1.08
33-093W	1/4	1.64
33-094W	5/16	1.14
33-095W	3/8	0.80
33-096W	1/2	0.92
33-097W	5/8	1.09
33-098W	3/4	1.56
33-099W	1	2.34
33-480W	1-1/4	4.25
33-481W	1-1/2	4.05
33-482W	2	15.46

REDUCING SPLICERS



B

POLYETHYLENE SPLICES

Part #	Size	List Price
33-406B	3/8 x 1/4	0.78
33-407B	1/2 x 1/4	0.79
33-408B	1/2 x 3/8	0.83
33-410B	5/8 x 1/2	0.80



W

NYLON SPLICES

Part #	Size	List Price
33-079W	1/4 x 1/8	0.70
33-347W	1/4 x 3/16	0.72
33-406W	3/8 x 1/4	0.97
33-348W	3/8 x 5/16	0.82
33-407W	1/2 x 1/4	0.87
33-408W	1/2 x 3/8	0.96
33-409W	5/8 x 3/8	1.09
33-410W	5/8 x 1/2	1.04
33-089W	3/4 x 1/2	2.06

TEES BARBED ON ALL SIDES

B



POLYETHYLENE TEE

Part #	Size	List Price
33-415B	1/8	1.32
33-418B*	3/16	1.22
33-420B	3/16	1.68
33-422B	1/4	1.35
33-426B	5/16	2.83
33-429B	3/8	1.35
33-433B	1/2	1.40
33-436B	5/8	1.76
33-437B	3/4	1.95
33-438B	1	2.38

P



POLYPROPYLENE TEE

Part #	Size	List Price
33-429P	3/8	1.93
33-440P	1-1/2	6.14

ALL HOSE BARB "Y"

P



POLYPROPYLENE WYE

Part #	Size	List Price
33-300P*	1/4"	7.29
33-301P*	3/8"	4.51
33-302P*	1/2"	8.25

**Natural Polypro*

W



NYLON WYE

Part #	Size	List Price
33-301W	3/8"	3.52

W



NYLON TEE

Part #	Size	List Price
33-415W	1/8	1.81
33-417W	5/32	3.32
33-420W	3/16	1.59
33-422W	1/4	1.80
33-426W	5/16	1.82
33-429W	3/8	1.53
33-433W	1/2	1.77
33-436W	5/8	1.98
33-437W	3/4	2.42
33-438W	1	3.51
33-439W	1-1/4	5.83
33-440W	1-1/2	7.36
33-441W	2	21.10

REDUCING TEES

B



POLYETHYLENE TEE

Part #	Size	List Price
33-423B	3/8 x 3/8 x 1/4	1.55
33-430B	1/2 x 1/2 x 3/8	1.73
33-432B	3/8 x 3/8 x 1/2	2.02
33-434B	1/2 x 5/8 x 1/2	1.96
33-435B	3/4 x 3/4 x 1/2	2.01

W



NYLON TEE

Part #	Size	List Price
33-430W	1/2 x 1/2 x 3/8	2.06
33-431W	5/8 x 5/8 x 3/8	1.84
33-432W	3/8 x 3/8 x 1/2	2.30
33-435W	3/4 x 3/4 x 1/2	2.69

MALE BRANCH TEE

W



NYLON BRANCH TEE

Part #	Size	List Price
33-448W	1/4 x 1/4	1.79
33-450W	3/8 x 1/4	2.04
33-451W	3/8 x 3/8	2.85
33-453W	1/2 x 1/4	2.71
33-454W	1/2 x 3/8	1.87
33-455W	1/2 x 1/2	1.71
33-458W	5/8" x 3/4"	2.38
33-456W	3/4 x 3/4	2.52

Every house where love abides and friendship is a guest, is surely home, and home, sweet home, for there the heart can rest.

-Henry Van Dyke

PLASTIC GARDEN HOSE

PLASTIC FITTINGS

PLASTIC GARDEN HOSE FITTINGS

FITTINGS WITH GARDEN HOSE THREAD

GARDEN HOSE CAP

- Washer not included



- White Nylon

P

Part #	Size	List Price
30-103P	3/4"	1.22

GARDEN HOSE THREAD ADAPTERS

BARB X MALE GARDEN HOSE



- White Nylon

Part #	Size	List Price
31-038	1/4"	1.45
31-039	3/8"	1.20
31-040	1/2"	1.93
31-041	5/8"	1.61
31-042	3/4"	1.15

Be ever soft and pliable like a reed. Not hard and unbending like a cedar.

-The Talmud

GARDEN HOSE ADAPTER INSERTS

- for assembly with 31-022



- White Nylon

Part #	Size	List Price
31-030	1/4"	0.63
31-031	3/8"	0.49
31-032	1/2"	0.98
31-033	5/8"	0.94
31-034	3/4"	0.87
31-035	1/2" MPT	2.53

GARDEN HOSE NUT



- White Nylon

Part #	Size	List Price
31-022	3/4"	1.04
31-023	3/4" FIP	1.15

MALE GARDEN HOSE X FEMALE PIPE



- White Nylon

Part #	Size	List Price
31-067	MGH X 1/4	3.68
31-068	MGH X 1/2 FIP	4.37
31-069	MGH X 3/4	2.95

FEMALE GARDEN HOSE X MALE PIPE



- White Nylon

Part #	Size	List Price
31-093	FGH X 3/4 MPT	4.28
31-095	FGH X 3/4 MGH	2.95

FEMALE GARDEN HOSE X FEMALE PIPE



- White Nylon

Part #	Size	List Price
31-096	FGH X 1/2 FIP	4.00
31-097	FGH X 3/4 FIP	6.63

MALE GARDEN HOSE X MALE PIPE



- White Nylon

Part #	Size	List Price
31-055	GHT X 3/8 MPT	1.21
31-058	GHT X 1/2 MPT	1.35
31-063	GHT X 3/4 MPT	1.58
31-064	GHT X 1 MPT	1.41

PLASTIC COMPRESSION FITTINGS

Corrosion resistant thermoresins designed to resist vibration, provide good electrical insulation, low flow resistance, and resistance to scale buildup.

The letter on the end of part no. denotes the type.
N = Nylon
P = Polypropylene
Standard nut and sleeves will be provided (sleeve is integral part of nut). Other sizes available upon request.

FDA and NSF Listed

UNION & REDUCING UNION CONNECTORS

P



Part #	Size	List Price
17-064P	1/4"	4.16
17-066P	3/8"	8.75
17-079P	3/8" x 1/4"	5.47
17-068P	1/2"	7.48
17-081P	1/2" x 3/8"	9.76

• Nylon



Part #	Size	List Price
17-064N	1/4"	3.91
17-065N	5/16"	4.20
17-078N	5/16" x 1/4"	4.41
17-066N	3/8"	6.40
17-079N	3/8" x 1/4"	7.77
17-068N	1/2"	9.62

BULKHEAD UNIONS



• Nylon

Part #	Size	List Price
17-088N	1/4"	6.51
17-090N	3/8"	9.04
17-091N	1/2"	9.19

UNION TEES



• Nylon

Part #	Size	List Price
17-103N	1/4"	6.97
17-105N	3/8"	13.65
17-106N	1/2"	12.50

UNION ELBOWS

P



Part #	Size	List Price
17-124P	1/4"	4.70
17-126P	3/8"	6.87
17-127P	1/2"	9.87



• Nylon

Part #	Size	List Price
17-124N	1/4"	7.38
17-126N	3/8"	6.82

FEMALE CONNECTORS

P



Part #	Size	List Price
17-145P	1/4 x 1/8	3.45
17-153P	3/8 x 1/4	6.00
17-154P	3/8 x 3/8	5.76
17-158P	1/2 x 3/8	6.31
17-159P	1/2 x 1/2	5.43



• Nylon

Part #	Size	List Price
17-146N	1/4 x 1/4	3.54
17-153N	3/8 x 1/4	3.84
17-154N	3/8 x 3/8	5.76

MALE CONNECTORS

P



Part #	Size	List Price
17-179P	1/4 x 1/8	3.60
17-180P	1/4 x 1/4	3.78
17-188P	3/8 x 1/4	4.04
17-189P	3/8 x 3/8	4.21
17-190P	3/8 x 1/2	5.55
17-193P	1/2 x 1/4	8.79
17-194P	1/2 x 3/8	6.06
17-195P	1/2 x 1/2	8.37



• Nylon

Part #	Size	List Price
17-179N	1/4 x 1/8	2.79
17-180N	1/4 x 1/4	2.91
17-188N	3/8 x 1/4	4.67
17-189N	3/8 x 3/8	4.13
17-190N	3/8 x 1/2	5.79
17-193N	1/2 x 1/4	5.57
17-194N	1/2 x 3/8	4.86
17-195N	1/2 x 1/2	5.91

MALE ELBOWS

P



Part #	Size	List Price
17-225P	1/4 x 1/4	4.80
17-233P	3/8 x 1/4	7.21
17-234P	3/8 x 3/8	5.77
17-237P	1/2 x 3/8	6.36
17-238P	1/2 x 1/2	8.88



• Nylon

Part #	Size	List Price
17-224N	1/4 x 1/8	4.77
17-225N	1/4 x 1/4	5.15
17-233N	3/8 x 1/4	6.44
17-234N	3/8 x 3/8	8.61
17-237N	1/2 x 3/8	5.49
17-238N	1/2 x 1/2	6.00

PLASTIC PUSH-IN TUBE FITTINGS

Manufactured from safe, non-toxic materials meeting the requirements of the US FDA, WRAS, ANSI/NSF-51, 61, and SK Zert. Our products are widely used in water purification, food/beverage and pneumatic systems.

- Function & Quality : provides quick and convenient assembly - saving time & expense. Our ISO9001, 14001 registered quality system ensures our customers a superior level of product quality. Defects are easily detectable and maintenance is easy with its easy dismantling for access.
- Collet Design : Unique oval collet design is superior and more practical.
- Applications : Beyond water and food use, fittings can be used with air, gases, vacuum, & liquids. And all connections can be assembled & disassembled repeatedly.
- Material : Grey Acetal Copolymer, also known as POM. Highly durable and resistant to fatigue and creep. It has high resistance to a wide range of organic & inorganic chemicals and detergents. Not recommended for use with strong acids or repeated exposure to strong oxidizers. (polypropylene may be subbed)

SIZE / Temperature	Small Size 5/32" 4mm	3/16" 5mm	1/4" 6mm	5/16" 8mm	3/8" 10mm	1/2" 12mm	Large Size 5/8" 15mm	16mm	7/8" 18mm	22mm	28mm
1℃ (34℉)	16bar (230PSI)				11bar (170PSI)		11bar (170PSI)				
20℃ (68℉)	16bar (230PSI)				11bar (170PSI)		11bar (170PSI)				
65℃ (150℉)	10bar (150PSI)				7bar (100PSI)		7bar (100PSI)				

- Fittings are not recommended for use with liquids other than water and food or beverage products.
- Do not use pipe dope or other liquid thread sealers. Use only Teflon tape to seal threaded connections.
- After assembling a tube connection, tug with moderate force to check for proper gripping of the tube.
- Before disassembling tube connections, always verify that pressure has been removed from the system.

UNION CONNECTOR



Part #	Tube OD	List Price
20-018P	5/32"	4.31
20-702P	3/16"	4.20
20-019P	1/4"	4.16
20-703P	5/16"	5.40
20-020P	3/8"	5.76
20-021P	1/2"	6.96

UNION TEE



Part #	Tube OD	List Price
20-028P	1/4"	6.36
20-031P	5/16"	6.57
20-029P	3/8"	7.38
20-030P	1/2"	9.11

REDUCING ELBOW



Part #	Tube OD	Tube OD	List Price
20-732P	5/16"	1/4"	8.31
20-733P	3/8"	3/16"	5.69
20-734P	3/8"	1/4"	8.68
20-736P	1/2"	3/8"	12.42

REDUCING UNION



Part #	Tube OD	Tube OD	List Price
20-750P	1/4"	3/16"	7.86
20-753P	5/16"	1/4"	7.89
20-754P	3/8"	3/16"	11.55
20-755P	3/8"	1/4"	7.28
20-756P	3/8"	5/16"	9.83
20-758P	1/2"	3/8"	8.81

REDUCING BRANCH TEE



Part #	Tube OD	Tube OD	List Price
20-725P	3/8"	1/4"	12.98
20-724P	1/2"	3/8"	15.60

FEMALE CONNECTOR



Part #	Tube OD	Thread NPTF	List Price
20-993P	1/4"	1/8"	8.07
20-035P	1/4"	1/4"	6.99
20-944P	3/8"	1/8"	9.22
20-036P	3/8"	1/4"	9.01

BULKHEAD UNION



Part #	Tube OD	List Price
20-127P	1/4"	8.89
20-128P	3/8"	10.70
20-129P	1/2"	16.12

UNION ELBOW



Part #	Tube OD	List Price
20-152P	1/4"	5.32
20-155P	5/16"	6.84
20-153P	3/8"	8.75
20-154P	1/2"	9.67

MALE CONNECTOR



Part #	Tube OD	Thread NPTF	List Price
20-050P	5/32"	1/8"	3.53
20-054P	1/4"	1/8"	3.50
20-055P	1/4"	1/4"	3.64
20-056P	1/4"	3/8"	5.05
20-531P	5/16"	1/4"	4.58
20-532P	5/16"	3/8"	5.77
20-057P	3/8"	1/8"	6.90
20-058P	3/8"	1/4"	5.06
20-059P	3/8"	3/8"	5.15
20-062P	3/8"	1/2"	9.78
20-061P	1/2"	3/8"	7.49
20-063P	1/2"	1/2"	8.76

STEM ADAPTER



Part #	Tube OD	Thread NPTF	List Price
20-524P	1/4"	1/8"	1.87
20-525P	1/4"	1/4"	1.88
20-528P	3/8"	1/4"	2.26
20-529P	3/8"	3/8"	2.82

REDUCER



Part #	Tube OD	Tube OD	List Price
20-512P	3/8"	1/4"	8.01
20-763P	3/8"	5/16"	7.21
20-514P	1/2"	3/8"	11.86

FIXED ELBOW



Part #	Tube OD	Thread NPTF	List Price
20-068P	1/4"	1/8"	5.02
20-069P	1/4"	1/4"	5.33
20-070P	1/4"	3/8"	6.05
20-072P	3/8"	1/4"	6.92
20-073P	3/8"	3/8"	9.39

PLUG-IN ELBOW



Part #	Tube OD	Tube OD	List Price
20-740P	5/32"	5/32"	5.23
20-742P	1/4"	1/4"	7.13
20-743P	5/16"	5/16"	8.99
20-745P	3/8"	1/4"	8.33
20-747P	3/8"	3/8"	10.21
20-748P	1/2"	1/2"	11.98

2-WAY DIVIDER



Part #	Tube OD	List Price
20-776P	5/16"	11.28
20-777P	3/8"	9.88

PLUG



Part #	Tube OD	List Price
20-876P	5/32"	1.37
20-878P	1/4"	1.44
20-880P	3/8"	2.33
20-881P	1/2"	3.68

TUBE END STOP



Part #	Tube OD	List Price
20-925P	1/4"	3.88
20-927P	3/8"	5.00

PL X PL



Part #	Tube OD	List Price
20-900P	1/4"	15.47
20-901P	3/8"	16.69

PL X MALE NPTF



Part #	Tube OD	Thread NPTF	List Price
20-904P	1/4"	1/4"	13.77
20-905P	3/8"	3/8"	17.72

CHECK VALVE



Part #	Tube OD	List Price
20-779P	3/8"	55.78



See Polyethylene Tubing on pages 332

HOSE ACCESSORIES



CAM AND GROOVE



ALUMINIUM



POLYPROPLYENE



STAINLESS STEEL



BRASS

COMBINATION HOSE NIPPLES



FIRE HOSE FITTINGS



UNIVERSAL/ GROUND JOINT COUPLINGS



ALUMINUM

SEE PAGES 332 FOR JUMP SIZES IN ALUMINUM

MALE ADAPTER X FEMALE NPT

TYPE A



Part#	Size	List Price
61-911	3/4"	5.09
61-912	1"	5.81
61-913	1-1/4"	8.00
61-914	1-1/2"	6.62
61-915	2"	7.80
61-916	2-1/2"	14.91
61-917	3"	14.33
61-918	4"	23.62
61-919	5”	57.74
61-920	6”	62.18
61-910	8”	368.14

FEMALE COUPLER X MALE NPT

TYPE B



Part#	Size	List Price
61-921	3/4"	11.03
61-922	1"	13.15
61-923	1-1/4"	16.51
61-924	1-1/2"	15.52
61-925	2"	17.54
61-926	2-1/2"	44.23
61-927	3"	30.47
61-928	4"	38.34
61-929	5”	100.88

FEMALE COUPLER X HOSE SHANK

TYPE C



Part#	Size	List Price
61-931	3/4"	9.66
61-932	1"	11.49
61-933	1-1/4"	17.09
61-934	1-1/2"	15.39
61-935	2"	18.02
61-936	2-1/2"	27.81
61-937	3"	32.17
61-938	4"	47.21
61-939	5”	108.06
61-940	6"	194.88
61-907	8"	31.03

FEMALE COUPLER X FEMALE NPT

TYPE D



Part#	Size	List Price
61-941	3/4"	11.52
61-942	1"	13.15
61-943	1-1/4"	17.97
61-944	1-1/2"	16.33
61-945	2"	19.22
61-946	2-1/2"	32.95
61-947	3"	31.03
61-948	4"	44.66
61-950	5”	144.95
61-949	6”	187.61
61-904	8"	685.49

MALE ADAPTER X HOSE SHANK

TYPE E



Part#	Size	List Price
61-951	3/4"	5.64
61-952	1"	6.61
61-953	1-1/4"	9.35
61-954	1-1/2"	7.17
61-955	2"	9.37
61-956	2-1/2"	17.25
61-957	3"	19.15
61-958	4"	31.81
61-959	5”	144.95
61-905	6”	140.62
61-906	8"	411.83

MALE ADAPTER X MALE NPT

TYPE F



Part#	Size	List Price
61-961	3/4"	6.31
61-962	1"	6.72
61-963	1-1/4"	11.04
61-964	1-1/2"	8.34
61-965	2"	9.88
61-966	2-1/2"	18.87
61-967	3"	20.65
61-968	4"	29.64
61-970	5”	75.78
61-969	6”	135.56
61-999	8”	515.31

DUST CAP

TYPE DC



Part#	Size	List Price
61-971	3/4"	10.62
61-972	1"	11.20
61-973	1-1/4"	18.25
61-974	1-1/2"	13.95
61-975	2"	16.13
61-976	2-1/2"	23.96
61-977	3"	26.79
61-978	4"	33.82
61-980	5”	74.49
61-979	6”	110.92
61-998	8”	460.99

DUST PLUG

TYPE DP



Part#	Size	List Price
61-981	3/4"	5.26
61-982	1"	5.63
61-983	1-1/4"	6.57
61-984	1-1/2"	5.61
61-985	2"	6.58
61-986	2-1/2"	13.52
61-987	3"	12.79
61-988	4"	20.49
61-909	5”	73.19
61-908	6”	83.26

ALUMINUM JUMP SIZES

MALE ADAPTER X MALE ADAPTER

ALUMINUM SPOOL ADAPTER



Part#	Size	List Price
61-872	1”	8.97
61-873	1-1/2”	15.82
61-874	2”	20.63
61-875	2” x 3”	25.46
61-876	2-1/2”	60.47
61-877	3”	38.90
61-878	3” x 4”	47.17
61-879	4”	55.76

FEMALE COUPLER X FEMALE COUPLER

ALUMINUM TYPE DD



Part#	Size	List Price
619-440	1-1/2”	108.44
619-450	2”	40.86
619-470	3”	68.03
619-480	4”	91.67

FEMALE COUPLER X MALE ADAPTER

ALUMINUM TYPE DA



Part#	Size	List Price
619-001	1-1/2” x 1”	110.10
619-002	1-1/2” x 2”	112.85
619-003	2” x 1-1/2”	96.33
619-004	2” x 3”	41.47
619-005	2” x 4”	54.76
619-006	3” x 1-1/2”	134.38
619-007	3” x 2”	47.87
619-008	3” x 4”	68.00
619-009	4” x 2”	61.56
619-010	4” x 3”	64.09
619-011	4” x 6”	287.84
619-012	6” x 4”	129.04

MALE ADAPTER X FEMALE NPT

ALUMINUM JUMP SIZE A



Part#	Size	List Price
61-851	2” x 3”	29.79
61-853	3” x 4”	52.03
61-854	4” x 3”	49.70

FEMALE COUPLER X MALE NPT

ALUMINUM JUMP SIZE B



Part#	Size	List Price
61-859	3” x 2”	45.60
61-860	3” x 4”	77.63
61-861	4” x 3”	78.61

FEMALE COUPLER X FEMALE NPT

ALUMINUM JUMP SIZE D



Part#	Size	List Price
61-867	3” x 2”	47.26
61-868	4” x 3”	74.20

MALE ADAPTER X MALE NPT

ALUMINUM JUMP SIZE F



Part#	Size	List Price
61-870	3” x 2”	36.43
61-871	3” x 4”	58.42

TYPE A MALE COUPLER X FIP
TYPE B FEMALE COUPLER X MIP
TYPE C FEMALE COUPLER X HOSE SHANK
TYPE D FEMALE COUPLER X FIP
TYPE E MALE COUPLER X HOSE SHANK
TYPE F MALE COUPLER X MIP
TYPE DC DUST CAP
TYPE DP DUST PLUG

POLYPROPLYENE

MALE ADAPTER X FEMALE NPT

TYPE A



Part#	Size	List Price
35-910	1/2"	7.57
35-911	3/4"	2.50
35-912	1"	2.67
35-913	1-1/4"	4.00
35-914	1-1/2"	4.33
35-915	2"	5.33

FEMALE COUPLER X MALE NPT

TYPE B



Part#	Size	List Price
35-920	1/2"	26.97
35-921	3/4"	7.98
35-922	1"	9.17
35-923	1-1/4"	13.40
35-924	1-1/2"	15.33
35-925	2"	17.17
35-927	3"	23.70

FEMALE COUPLER X HOSE SHANK

TYPE C



Part#	Size	List Price
35-930	1/2"	25.85
35-931	3/4"	7.67
35-932	1"	9.33
35-933	1-1/4"	13.40
35-934	1-1/2"	15.63
35-935	2"	17.80
35-937	3"	24.90

FEMALE COUPLER X FEMALE NPT

TYPE D



Part#	Size	List Price
35-940	1/2"	20.94
35-941	3/4"	9.10
35-942	1"	10.00
35-943	1-1/4"	14.93
35-944	1-1/2"	15.73
35-945	2"	18.33
35-947	3"	25.10

MALE ADAPTER X HOSE SHANK

TYPE E



Part#	Size	List Price
35-950	1/2"	11.29
35-951	3/4"	1.80
35-952	1"	2.23
35-953	1-1/4"	3.33
35-954	1-1/2"	4.33
35-955	2"	5.93
35-957	3"	9.70

MALE ADAPTER X MALE NPT

TYPE F



Part#	Size	List Price
35-960	1/2"	12.06
35-961	3/4"	1.93
35-962	1"	3.13
35-963	1-1/4"	3.33
35-964	1-1/2"	4.33
35-965	2"	5.93
35-967	3"	11.93

DUST CAP

TYPE DC



Part#	Size	List Price
35-970	1/2"	25.45
35-971	3/4"	7.00
35-972	1"	8.90
35-973	1-1/4"	13.27
35-974	1-1/2"	14.57
35-975	2"	15.83
35-977	3"	21.20

DUST PLUG

TYPE DP



Part#	Size	List Price
35-980	1/2"	11.78
35-981	3/4"	1.63
35-982	1"	1.53
35-983	1-1/4"	3.27
35-984	1-1/2"	3.50
35-985	2"	4.83
35-987	3"	6.50

316 STAINLESS STEEL

FEMALE ADAPTER X FEMALE NPT

TYPE A



Part#	Size	List Price
63-911	3/4"	16.83
63-912	1"	16.48
63-913	1-1/4"	25.79
63-914	1-1/2"	27.51
63-915	2"	33.18
63-916	2-1/2"	111.90
63-917	3"	69.43
63-918	4"	122.59
63-919	5”	344.92

FEMALE COUPLER X MALE NPT

TYPE B



Part#	Size	List Price
63-921	3/4"	27.86
63-922	1"	28.52
63-923	1-1/4"	75.25
63-924	1-1/2"	46.15
63-925	2"	58.07
63-926	2-1/2"	66.57
63-927	3"	96.89
63-928	4"	142.12
63-929	5”	417.93

FEMALE COUPLER X HOSE SHANK

TYPE C



Part#	Size	List Price
63-931	3/4"	26.93
63-932	1"	26.13
63-933	1-1/4"	44.61
63-934	1-1/2"	44.12
63-935	2"	56.39
63-936	2-1/2"	155.58
63-937	3"	106.41
63-938	4"	297.53
63-939	5”	545.51

FEMALE COUPLER X FEMALE NPT

TYPE D



Part#	Size	List Price
63-941	3/4"	27.77
63-942	1"	27.77
63-943	1-1/4"	46.87
63-944	1-1/2"	48.47
63-945	2"	58.12
63-946	2-1/2"	165.52
63-947	3"	111.15
63-948	4"	154.13
63-949	5”	599.39
63-950	6”	729.36

MALE ADPATER X HOSE SHANK

TYPE E



Part#	Size	List Price
63-951	3/4"	14.83
63-952	1"	19.89
63-953	1-1/4"	52.03
63-954	1-1/2"	32.12
63-955	2"	44.69
63-956	2-1/2"	135.55
63-957	3"	97.69
63-958	4"	142.65
63-959	5”	431.02

MALE ADAPTER X MALE NPT

TYPE F



Part#	Size	List Price
63-961	3/4"	20.64
63-962	1"	22.64
63-963	1-1/4"	36.50
63-964	1-1/2"	39.64
63-965	2"	47.66
63-966	2-1/2"	134.95
63-967	3"	99.28
63-968	4"	141.59
63-969	5”	439.90
63-999	6”	608.32

DUST CAP

TYPE DC



Part#	Size	List Price
63-971	3/4"	25.21
63-972	1"	25.51
63-973	1-1/4"	59.85
63-974	1-1/2"	42.84
63-975	2"	50.42
63-976	2-1/2"	118.85
63-977	3"	82.94
63-978	4"	111.69
63-979	5”	375.86
63-980	6”	472.96

DUST PLUG TYPE DP



Part#	Size	List Price
63-981	3/4"	14.05
63-982	1"	16.70
63-983	1-1/4"	34.80
63-984	1-1/2"	25.83
63-985	2"	29.73
63-986	2-1/2"	91.85
63-987	3"	64.54
63-988	4"	76.95
63-989	6”	474.55

BRASS

MALE ADAPTER X FEMALE NPT

TYPE A



Part#	Size	List Price
44-911	3/4"	12.38
44-912	1"	13.05
44-913	1-1/4"	18.90
44-914	1-1/2"	21.40
44-915	2"	26.06
44-916	2-1/2"	47.57
44-917	3"	63.13
44-918	4"	87.49
44-919	5”	156.14
44-920	6”	229.08

FEMALE COUPLER X MALE NPT

TYPE B



Part#	Size	List Price
44-921	3/4"	38.86
44-922	1"	24.96
44-923	1-1/4"	32.28
44-924	1-1/2"	60.71
44-925	2"	43.23
44-926	2-1/2"	82.11
44-927	3"	81.67
44-928	4"	117.34
44-929	5”	608.61
44-930	6”	283.76

FEMALE COUPLER X HOSE SHANK

TYPE C



Part#	Size	List Price
44-931	3/4"	19.98
44-932	1"	25.57
44-933	1-1/4"	29.53
44-934	1-1/2"	40.01
44-935	2"	50.32
44-936	2-1/2"	78.54
44-937	3"	99.76
44-938	4"	150.19
44-939	5”	248.21
44-940	6”	376.06

FEMALE COUPLER X FEMALE NPT

TYPE D



Part#	Size	List Price
44-941	3/4"	20.50
44-942	1"	27.46
44-943	1-1/4"	38.12
44-944	1-1/2"	41.73
44-945	2"	49.14
44-946	2-1/2"	64.84
44-947	3"	81.28
44-948	4"	128.39
44-949	5”	220.69
44-950	6”	290.86

MALE ADAPTER X HOSE SHANK

TYPE E



Part#	Size	List Price
44-951	3/4"	13.55
44-952	1"	15.16
44-953	1-1/4"	22.11
44-954	1-1/2"	25.36
44-955	2"	42.98
44-956	2-1/2"	67.30
44-957	3"	93.86
44-958	4"	137.63
44-959	5”	562.44
44-960	6”	427.18

MALE ADAPTER X MALE NPT

TYPE F



Part#	Size	List Price
44-961	3/4"	13.90
44-962	1"	15.83
44-963	1-1/4"	21.39
44-964	1-1/2"	25.68
44-965	2"	38.33
44-966	2-1/2"	74.93
44-967	3"	74.86
44-968	4"	115.43
44-969	5”	477.16
44-970	6”	282.54

DUST CAP

TYPE DC



Part#	Size	List Price
44-971	3/4"	11.04
44-972	1"	16.40
44-973	1-1/4"	25.39
44-974	1-1/2"	32.31
44-975	2"	38.19
44-976	2-1/2"	149.95
44-977	3"	70.59
44-978	4"	108.06
44-979	5”	160.19
44-980	6”	221.21

DUST PLUG

TYPE DP



Part#	Size	List Price
44-981	3/4"	17.12
44-982	1"	15.40
44-983	1-1/4"	14.48
44-984	1-1/2"	18.22
44-985	2"	23.43
44-986	2-1/2"	56.96
44-987	3"	48.59
44-988	4"	80.41
44-989	5”	322.52
44-990	6”	384.56

STAINLESS STEEL AND BRASS JUMP SIZES

MALE ADAPTER X MALE ADAPTER

316 SS SPOOL ADAPTER



Part#	Size	List Price
63-850	1”	161.81
63-851	1-1/2”	197.32
63-852	1-1/2” x 2”	235.22
63-853	2”	106.27
63-854	2” x 3”	337.35
63-855	3”	453.29
63-856	3” x 4”	553.72
63-857	4”	698.80

FEMALE COUPLER X FEMALE COUPLER

316 SS TYPE DD



Part#	Size	List Price
639-440	1-1/2”	256.38
639-450	2”	147.58
639-470	3”	249.66
639-480	4”	689.85

FEMALE COUPLER X MALE ADAPTER

316 SS TYPE DA



Part#	Size	List Price
639-001	2” x 1-1/2”	301.82
639-002	3” x 2”	211.99
639-003	4” x 3”	555.11
639-004	6” x 4”	995.76

MALE ADAPTER X MALE ADAPTER

BRASS SPOOL ADAPTER



Part#	Size	List Price
44-212	1-1/2”	67.21
44-213	2”	82.14
44-214	2-1/2”	257.08
44-215	3”	156.82
44-216	4”	224.02

FEMALE COUPLER X MALE ADAPTER

BRASS TYPE DA



Part#	Size	List Price
449-450	2” x 3”	354.35
449-470	3” x 2”	388.53
449-480	4” x 2”	542.36
449-481	4” x 3”	563.43
449-482	6” x 4”	864.09

INVESTMENT CAST STAINLESS STEEL HANDLE, RING & PIN



Part#	Size	List Price
61-447	3/4”	4.11
61-448	1”	4.18
61-449	1-1/4” - 2-1/2”	26.54
61-452	3” & 4”	33.87
61-454	6”	93.55

FORGED BRASS HANDLE - RING & PIN STEEL



Part#	Size	List Price
61-455	3/4”	2.08
61-450	1”	2.61
61-451	1-1/4” - 2-1/2”	13.74
61-453	3” & 4”	18.62
61-457	6”	78.92

SAFETY CLIP



Part #	Size	List Price
66-015	1-1/4" - 2-1/2"	0.75

BUNA-N GASKET



Part#	Size	List Price
BG-50	1/2”	0.28
BG-75	3/4”	0.35
BG-100	1”	0.34
BG-125	1-1/4”	0.49
BG-150	1-1/2”	0.63
BG-200	2”	1.75
BG-250	2-1/2”	2.07
BG-300	3”	2.23
BG-400	4”	3.13
BG-500	5”	7.85
BG-600	6”	8.45
BG-800	8”	39.34

SILICONE GASKET



Part#	Size	List Price
SG300	3"	14.70
SG400	4"	21.73

VITON GASKET



Part#	Size	List Price
VG100	1"	3.54
VG150	1-1/2"	5.70
VG200	2"	7.38
VG250	2-1/2"	10.98
VG300	3"	12.42

STEEL HOSE NIPPLES



(Barb x Male Pipe) • Black

Part #	Hose Size	List Price
973-850	1/2"	9.28
973-851	3/4"	4.49
973-852	1"	8.02
973-853	1-1/4"	10.38
973-854	1-1/2"	11.60
973-855	2"	10.56
973-856	2-1/2"	31.89
973-857	3"	38.85
973-858	4"	72.04

ZINC PLATED STEEL



Part #	Size	List Price
973-870	1/2"	5.24
973-871	3/4"	6.07
973-872	1"	7.12
973-873	1-1/4"	9.45
973-874	1-1/2"	11.37
973-875	2"	12.71
973-876	2-1/2"	31.37
973-877	3"	61.10
973-878	4"	51.35
973-879	5"	165.53
973-880	6"	140.26
973-881	8"	385.94

ZINC PLATED STEEL EXPANDER & REDUCER

NEW



Hose x MIP

Part #	Size	List Price
973-862	3/4 x 1	22.10
973-884	1 x 3/4	13.97
973-863	1 x 1-1/4	28.97
973-885	1-1/4 x 1	17.70
973-886	1-1/4 x 1-1/2	24.03
973-887	1-1/2 x 1-1/4	17.77
973-864	1-1/2 x 2	33.16
973-859	2 x 2-1/2	62.16
973-869	2-1/2 x 2	58.16
973-865	2-1/2 x 3	73.25
973-867	3 x 2-1/2	72.40
973-866	3 x 4	147.04
973-868	4 x 3	158.40

316 STAINLESS STEEL



Part #	Size	List Price
973-700	1/2"	24.53
973-701	3/4"	23.03
973-702	1"	23.17
973-703	1-1/4"	29.67
973-704	1-1/2"	36.63
973-705	2"	55.55
973-706	2-1/2"	90.13
973-707	3"	129.89
973-708	4"	201.69

BRASS



• Lead Free

Part #	Size	List Price
973-600	1/2"	28.01
973-601	3/4"	50.96
973-602	1"	47.14
973-603	1-1/4"	63.03
973-604	1-1/2"	73.00
973-605	2"	104.37
973-606	2-1/2"	174.46
973-607	3"	250.36

ALUMINUM



Part #	Size	List Price
973-620	1/2"	29.98
973-621	3/4"	29.88
973-622	1"	28.46
973-623	1-1/4"	33.19
973-624	1-1/2"	32.66
973-625	2"	38.11
973-626	2-1/2"	99.55
973-627	3"	94.80
973-628	4"	151.64

MENDERS

STEEL HOSE MENDERS



Part #	Hose Size	List Price
973-890	1/2"	12.99
973-891	3/4"	6.33
973-892	1"	6.47
973-893	1-1/4"	16.51
973-894	1-1/2"	16.19
973-895	2"	21.24

PLATED STEEL MENDER

• Zinc



Part #	Size	List Price
973-650	3/8"	13.98
973-651	1/2"	13.94
973-652	3/4"	10.37
973-653	1"	12.08
973-654	1-1/4"	15.15
973-655	1-1/2"	15.44
973-656	2"	19.00
973-657	2-1/2"	38.84
973-658	3"	46.09
973-659	4"	77.96

316 STAINLESS STEEL HOSE MENDER



Part #	Size	List Price
73-670	3/4"	59.33
73-671	1"	64.69
73-672	1-1/4"	75.00
73-673	1-1/2"	88.00
73-674	2"	89.33

BRASS HOSE MENDER



• Lead Free

Part #	Size	List Price
73-983	3/4"	26.93
73-984	1"	28.97
73-985	1-1/4"	46.92
73-986	1-1/2"	76.12
73-987	2"	82.59

MALE NPT ENDS

• Twist claw/ universal/ chicago



• Malleable iron
• ISO PSI

* Safety clip included

Part #	Size	List Price
66005	3/8"	4.95
66006	1/2"	5.50
66007	3/4"	6.27
66008	1"	6.93

WASHER



Part #	List Price
66000	0.37

FEMALE NPT ENDS



* Safety clip included

Part #	Size	List Price
66009	3/8"	8.13
66010	1/2"	6.77
66011	3/4"	7.18
66012	1"	9.03

HOSE END



* Safety clip included

Part #	Size	List Price
66001	3/8"	9.44
66002	1/2"	6.14
66003	3/4"	6.20
66004	1"	8.13

SAFETY CLIP



Part #	Size	List Price
66-015	1-1/4" - 2-1/2"	0.75

TRIPLE CONNECTIONS



Part #	List Price
66013	21.16

FOR SHOP USE ONLY,
NOT FOR STEAM OR
HYDRAULIC APPLICATIONS

For high pressure air and water service, steam, sanitary, high pressure spray, LPG and anhydrous ammonia service, petroleum products and chemicals: All parts plated malleable iron. Insert and spud may be either steel or malleable iron. NPT Male and Female spud. Female wing nut-to-spud connection is NPSM ground joint.

HEAVY DUTY COUPLINGS - GROUND JOINT TYPE - PLATED

HOSE STEM W/ WING NUT AND FEMALE SPUD



Part #	Size	List Price
73-003	1/2"	36.49
73-004	3/4"	39.96
73-005	1"	44.32
73-006	1-1/4"	81.60
73-007	1-1/2"	81.60
73-008	2"	99.48
73-009	2-1/2"	277.21
73-010	3"	284.88
73-011	4"	544.50

HOSE STEM ONLY



Part #	Size	List Price
73-023	1/2"	8.06
73-024	3/4"	15.31
73-025	1"	15.37
73-026	1-1/4"	25.70
73-027	1-1/2"	24.23
73-028	2"	27.23
73-029	2-1/2"	93.66
73-030	3"	98.01
73-031	4"	174.89

WING NUT ONLY



Part #	Size	List Price
73-033	1/2"	8.71
73-035	1"	11.22
73-036	1-1/4"	23.23
73-037	1-1/2"	25.71
73-038	2"	33.06
73-039	2-1/2"	107.04
73-040	3"	90.09
73-041	4"	182.95

FEMALE SPUD ONLY



Part #	Size	List Price
73-063	1/2"	19.90
73-064	3/4"	17.35
73-065	1"	17.99
73-066	1-1/4"	39.39
73-067	1-1/2"	37.29
73-068	2"	39.24
73-069	2-1/2"	145.65
73-070	3"	126.68
73-071	4"	196.57

MALE PIPE STEM ONLY (NPT)



Part #	Size	List Price
73-043	1/2"	10.00
73-044	3/4"	14.60
73-045	1"	17.24
73-046	1-1/4"	21.89
73-047	1-1/2"	26.13
73-048	2"	41.66
73-049	2-1/2"	65.32
73-050	3"	81.31
73-051	4"	141.85

2, 4, 6 BOLT CLAMPS



Part #	Size	# Bolts	List Price
73-056	3/4"	2	8.28
73-057	1"	4	18.15
73-058	1-1/2"	4	25.52
73-059	2"	4	29.18
73-060	3"	4	75.10

Danger: Failure or improper selection or improper use of hose couplings or related accessories can cause death, personal injury and property damage. Possible consequences of failure or improper selection or improper use of hose couplings or related accessories include but are not limited to:

- Coupling or parts thrown off at high speed.
- High velocity fluid discharge.
- Explosion or burning of the conveyed fluid.
- Contact with suddenly moving or falling objects that are to be held in position or moved by the conveyor fluid.
- Dangerously whipping hose.
- Contact with conveyed fluids that may be hot, cold, toxic or otherwise injurious.
- Sparking or explosion while paint or flammable liquid spraying.

Before selecting or using any of our products, it is important to check with our offices for more detailed specifications regarding use.

HYDRANT ADAPTERS - BRASS



FEMALE X MALE

Part #	Description	List Price
444-011	1-1/2" NST x 3/4" GHT	49.31
444-000	2-1/2" NST x 3/4" GHT	49.31
444-001	2-1/2" NST x 3/4" NPT	49.31
444-002	2-1/2" NST x 1" NPT	43.56
444-005	2-1/2" NST x 1-1/2" NPT	50.08
444-007	2-1/2" NST x 2" NPSH	53.48
444-008	2-1/2" NST x 2" NPT	66.66
444-006	2-1/2" NST x 1-1/2" NST	50.08

FEMALE TO MALE HEX ADAPTER - BRASS



FEMALE X MALE

Part #	Description	List Price
444-021	1-1/2" NST x 1-1/2" NPSH	47.86
444-023	1-1/2" NPT x 1-1/2" NPSH	49.15
444-020	1-1/2" NST x 1-1/2" NPT	29.02
444-318	2 NPT x 2-1/2" NST	158.40

DOUBLE MALE HEX NIPPLE - BRASS



Part #	Description	List Price
444-042	1-1/2" NPT x 1-1/2" NPSH	44.43
444-040	1-1/2" NPT x 1-1/2" NST	35.83
444-095	2-1/2" NST x 1-1/2" NST	98.28
444-045	2-1/2" NST x 2" NPT	98.39
444-049	3" NPT x 2-1/2" NST	182.41

MALE SWIVEL ADAPTER - BRASS W/LUGS



Part #	Description Female x Male	List Price
444-111	2-1/2" NST x 2" NPT	272.63
444-112	2-1/2" NST x 2-1/2" NPT	210.34
444-113	2-1/2" NST x 3" NPT	348.77

CAP - BRASS



Part #	Description	List Price
444-062	2-1/2" NST	68.61
444-313	4-1/2" NST	366.36
444-320	2-1/2" NST PLUG	74.58

HOSE CLAMPS





WORM GEAR
PAGE 312-315



QUICK RELEASE
PAGE 316



T-BOLT
PAGE 317



SPRING LOADED T-BOLT
PAGE 318



CONSTANT TORQUE
PAGE 319



V-BAND
PAGE 319



MUFFLER
PAGE 320



EXHAUST
PAGE 321



1 EAR, 2 EAR, GAPLESS
PAGE 322-323



PRE-FORMED
PAGE 324-325



TOOLS & STRAPPING
PAGE 325-326



NON-PERFORATED OR
LINED BAND
PAGE 327



RUBBER LINED
PAGE 328



HOSE FERRULES
PAGE 329

300 & 600 WORM GEAR CLAMPS | HOSE CLAMPS

MINIATURE CLAMPS - 5/16" BAND



Stainless Steel band with Carbon Steel Housing and Screw

5/16" band, 1/4" screw

Part #	Dia. Range		Box/Case	List Price
	Min.	Max.		
300-0004	7/32"	5/8"	200/2400	1.36
300-005	7/16"	11/16"	200/2400	1.19
300-0006	5/16"	7/8"	200/2400	1.15
300-0008	7/16"	1"	200/1200	1.31
300-010	1/2"	1-1/16"	200/1200	1.47
300-012	9/16"	1-1/4"	200/1200	1.25
300-016	11/16"	1-1/2"	200/1200	1.53
300-0020	7/8"	1-3/4"	200/1200	1.63

300 Series

- 1/4" Hex Slotted Carbon Steel Screw
- 5/16" Wide 301 Stainless Steel Band
- Carbon Steel Housing

Applications: For marine, agricultural, industrial and automotive uses. Corrosion resistance varies with stainless components.

Mechanically interlocked, 3 piece construction for service sealing pressure without spot welding.

1/2" BAND CLAMPS



Stainless Steel band with Carbon Steel Housing and Screw

1/2" band, 5/16" screw

Part #	#	Dia. Range		Bag/Case	List Price
		Min.	Max.		
600-006	6	3/8"	7/8"	100/600	1.57
600-008	8	7/16"	1"	100/600	1.56
600-010	10	9/16"	1-1/16"	100/600	1.47
600-012	12	9/16"	1-1/4"	100/600	1.55
600-016	16	11/16"	1-1/2"	100/600	1.46
600-020	20	3/4"	1-3/4"	100/300	1.47
600-024	24	1-1/16"	2"	100/300	1.56
600-028	28	1-5/16"	2-1/4"	100/300	1.72
600-032	32	1-9/16"	2-1/2"	100/300	1.52
600-036	36	1-13/16"	2-3/4"	50/200	1.53
600-040	40	2-1/16"	3"	50/200	1.75
600-044	44	2-5/16"	3-1/4"	50/200	2.41
600-048	48	2-9/16"	3-1/2"	50/200	2.05
600-052	52	2-13/16"	3-3/4"	25/100	3.41
600-056	56	3-1/16"	4"	25/100	3.04
600-060	60	3-5/16"	4-1/4"	25/100	2.71
600-064	64	2-1/2"	4-1/2"	25/100	2.33
600-072	72	3"	5"	25/100	2.40
600-080	80	3-1/2"	5-1/2"	10/100	2.44
600-088	88	4"	6"	10/100	3.06
600-096	96	4-1/2"	6-1/2"	10/100	3.34
600-104	104	5"	7"	10/100	3.62

600 Series

- 5/16" Hex Slotted Carbon Steel Screw
- 1/2" Wide 201 Stainless Steel Band
- Carbon Steel Housing

Applications: A general purpose clamp for automobiles, plumbing, home and garden general clamping applications, with anti-corrosive properties varying with the number of components made from stainless steel.

- No PSI Rating
- 50lb/ Inch Torque Rating Die Set Function

The more you use your brain, the more brain you will have to use. –George A. Dorsey

MINIATURE CLAMPS - 5/16" BAND



325 Series

- 1/4" Hex Slotted Carbon Steel Screw
- 5/16" Wide 301 Stainless Steel Band
- 301 Stainless Steel Housing

Stainless Steel band and housing with Carbon Steel Screw

5/16" band, 1/4" screw

Part #	Dia. Range		Box/Case	List Price
	Min.	Max.		
325-004	7/32"	5/8"	200/2400	1.07
325-005	7/16"	11/16"	200/2400	1.17
325-006	5/16"	7/8"	200/2400	0.94
325-008	7/16"	1"	200/1200	1.24
325-010	1/2"	1-1/16"	200/1200	1.46
325-012	9/16"	1-1/4"	200/1200	2.76
325-016	11/16"	1-1/2"	200/1200	2.61
325-020	7/8"	1-3/4"	200/1200	1.76

Lightweight, low profile, compact design allows ease of installation in restricted applications. The 5/16 band width generates significant sealing pressure with relatively low installationi torque levels. 300 series stainless band and housing

Applications: For agricultural, industrial and automotive uses. Corrosion resistance varies with stainless components.

Mechanically interlocked, 3 piece construction for service sealing pressure without spot welding.

1/2" BAND CLAMPS



611 Series

- 5/16" Hex Slotted Carbon Steel Screw
- 1/2" Wide 201 Stainless Steel Band
- 301 Stainless Steel Housing

Applications: The perfect clamp for automobiles, plumbing, home and garden general clamping applications, with anti-corrosive properties varying with the number of components made from stainless steel.

- No PSI Rating
- 50lb/ Inch Torque Rating Die Set Function

Stainless Steel band and housing with Carbon Steel Screw

1/2" band, 5/16" screw

Part #	#	Dia. Range		Bag/Case	List Price
		Min.	Max.		
611-006	6	3/8"	7/8"	100/600	1.58
611-008	8	7/16"	1"	100/600	1.67
611-010	10	9/16"	1-1/16"	100/600	1.43
611-012	12	9/16"	1-1/4"	100/600	1.69
611-016	16	11/16"	1-1/2"	100/600	1.86
611-020	20	3/4"	1-3/4"	100/300	1.83
611-024	24	1-1/16"	2"	100/300	1.58
611-028	28	1-5/16"	2-1/4"	100/300	2.41
611-032	32	1-9/16"	2-1/2"	100/300	2.41
611-036	36	1-13/16"	2-3/4"	50/200	1.53
611-040	40	2-1/16"	3"	50/200	1.74
611-044	44	2-5/16"	3-1/4"	50/200	2.88
611-048	48	2-9/16"	3-1/2"	50/200	1.97
611-052	52	2-13/16"	3-3/4"	25/100	2.16
611-056	56	3-1/16"	4"	25/100	2.51
611-060	60	3-5/16"	4-1/4"	25/100	2.72
611-064	64	2-1/2"	4-1/2"	25/100	2.46
611-072	72	3"	5"	25/100	3.15
611-080	80	3-1/2"	5-1/2"	10/100	3.67
611-088	88	4"	6"	10/100	3.22
611-096	96	4-1/2"	6-1/2"	10/100	3.22
611-104	104	5"	7"	10/100	2.94
611-116	116	5-3/4"	7-3/4"	100/100	6.66
611-128	128	6-1/2"	8-1/2"	100/100	4.18
611-152	152	2"	10"	100/100	4.80
611-164	164	1-3/4"	10-3/4"	100/100	8.28
611-176	176	9-1/4"	11-1/4"	100/100	4.58
611-188	188	2-1/16"	12-1/4"	100/100	5.28
611-200	200	11"	13"	100/100	5.75
611-212	212	11-3/4"	13-3/4"	100/100	7.46
611-224	224	12-1/2"	14-1/2"	100/100	5.89
611-248	248	10-3/4"	16"	100/100	5.71
611-270	270	15-3/8"	17-3/8"	100/100	12.11
611-312	312	18"	20"	100/100	8.47
611-332	332	19-1/8"	21-1/4"	100/100	6.22
611-390	390	22-7/8"	24-7/8"	100/100	11.94

350 & 620 WORM GEAR CLAMPS — HOSE CLAMPS

MINIATURE CLAMPS - 5/16" BAND



350 Series

- 1/4" Hex Slotted 410 Stainless Steel Screw
- 5/16" Wide 301 Stainless Steel Band
- 301 stainless Steel Housing
- 6mm thick

All Stainless Steel

5/16" band, 1/4" screw

Part #	Dia. Range		Box/Case	List Price
	Min.	Max.		
350-004	7/32"	5/8"	200/2400	0.96
350-005	7/16"	11/16"	200/2400	1.72
350-006	5/16"	7/8"	200/2400	0.96
350-008	7/16"	1"	200/1200	1.08
350-010	1/2"	1-1/16"	200/1200	1.36
350-012	9/16"	1-1/4"	200/1200	1.36
350-016	11/16"	1-1/2"	200/1200	2.07
350-020	7/8"	1-3/4"	200/1200	1.85

Applications: For agricultural, industrial and automotive uses. Corrosion resistance varies with stainless components.

Mechanically interlocked, 3 piece construction for service sealing pressure without spot welding.

1/2" WIDE BAND CLAMPS (12.70mm)



620 Series

- 5/16" Hex Slotted 305 Stainless Steel Screw
- 1/2" Wide 301 Stainless Steel Band
- 301 Stainless Steel Housing

- 60mm Thickness
- Use for underground and other high corrosive applications.
- For a sure grip application.
- Especially suited to industrial applications

All Stainless Steel

1/2" band, 5/16" screw

Part #	#	Dia. Range		Box/Case	List Price
		Min.	Max.		
620-006	6	3/8"	7/8"	100/600	1.71
620-008	8	7/16"	1"	100/600	1.93
620-010	10	9/16"	1-1/16"	100/600	1.93
620-012	12	9/16"	1-1/4"	100/600	2.34
620-016	16	11/16"	1-1/2"	100/600	1.95
620-020	20	3/4"	1-3/4"	100/300	1.97
620-024	24	1-1/16"	2"	100/300	1.76
620-028	28	1-5/16"	2-1/4"	100/300	1.77
620-032	32	1-9/16"	2-1/2"	100/300	1.90
620-036	36	1-13/16"	2-3/4"	50/200	1.96
620-040	40	2-1/16"	3"	50/200	2.56
620-044	44	2-5/16"	3-1/4"	50/200	3.16
620-048	48	2-9/16"	3-1/2"	50/200	2.44
620-052	52	2-13/16"	3-3/4"	25/100	2.54
620-056	56	3-1/16"	4"	25/100	2.54
620-060	60	3-5/16"	4-1/4"	25/100	4.38
620-064	64	2-1/2"	4-1/2"	25/100	2.68
620-072	72	3"	5"	25/100	2.82
620-080	80	3-1/2"	5-1/2"	10/100	4.62
620-088	88	4"	6"	10/100	3.21
620-096	96	4-1/2"	6-1/2"	10/100	4.48
620-104	104	5"	7"	10/100	3.50
620-116	116	5-3/4"	7-3/4"	100/100	7.50
620-128	128	6-1/2"	8-1/2"	100/100	4.85
620-152	152	2"	10"	100/100	6.73
620-164	164	1-3/4"	10-3/4"	100/100	12.06
620-176	176	9-1/4"	11-1/4"	100/100	9.58
620-188	188	9.9"	12-1/4"	100/100	7.39
620-200	200	11"	13"	100/100	6.03
620-212	212	11-3/4"	13-3/4"	100/100	12.47
620-224	224	12-1/2"	14-1/2"	100/100	12.30
620-248	248	10-3/4"	16"	100/100	7.81
620-270	270	15-3/8"	17-3/8"	100/100	7.35
620-312	312	18"	20"	100/100	13.92
620-332	332	19-1/8"	21-1/4"	100/100	7.50
620-390	390	22-7/8"	24-7/8"	100/100	13.26

MINIATURE CLAMPS - 5/16" BAND



All #316 SS for Marine Environments

5/16" band, 1/4" screw

Part #	Dia. Range		Box/Case	List Price
	Min.	Max.		
350-004SS	7/32"	5/8"	200/2400	0.72
350-005SS	7/16"	11/16"	200/2400	0.75
350-006SS	5/16"	7/8"	200/2400	0.87
350-008SS	7/16"	1"	200/1200	0.90
350-010SS	1/2"	1-1/16"	200/1200	0.87
350-012SS	9/16"	1-1/4"	200/1200	0.96
350-016SS	11/16"	1-1/2"	200/1200	1.14
350-020SS	7/8"	1-3/4"	200/1200	1.01

350SS Series

- 1/4" Hex Slotted 316 Stainless Steel Screw
- 316 Stainless Steel Band
- 8mm wide
- 60 mm thick
- 316 stainless Steel Housing

Applications: For marine, agricultural, industrial and automotive uses. Corrosion resistance varies with stainless components.

Mechanically interlocked, 3 piece construction for service sealing pressure without spot welding.

1/2" WIDE BAND CLAMPS (12.70mm)



All #316 SS for Marine Environments

1/2" band, 5/16" screw

All 316SS Part #	#	Dia. Range		Box/Case	List Price
		Min.	Max.		
620-006SS	6	3/8"	7/8"	100/600	1.80
620-008SS	8	7/16"	1"	100/600	1.83
620-010SS	10	9/16"	1-1/16"	100/600	1.67
620-012SS	12	9/16"	1-1/4"	100/600	1.92
620-016SS	16	11/16"	1-1/2"	100/600	2.01
620-020SS	20	3/4"	1-3/4"	100/300	2.10
620-024SS	24	1-1/16"	2"	100/300	2.22
620-028SS	28	1-5/16"	2-1/4"	100/300	2.13
620-032SS	32	1-9/16"	2-1/2"	100/300	2.43
620-036SS	36	1-13/16"	2-3/4"	50/200	2.52
620-040SS	40	2-1/16"	3"	50/200	2.64
620-044SS	44	2-5/16"	3-1/4"	50/200	2.73
620-048SS	48	2-9/16"	3-1/2"	50/200	2.85
620-052SS	52	2-13/16"	3-3/4"	25/100	2.94
620-056SS	56	3-1/16"	4"	25/100	3.06
620-060SS	60	3-5/16"	4-1/4"	25/100	3.12
620-064SS	64	2-1/2"	4-1/2"	25/100	3.24
620-072SS	72	3"	5"	25/100	3.45

620SS Series

- 5/16" Hex Slotted 316 Stainless Steel Screw
- 1/2" Wide 316 Stainless Steel Band
- 316 Stainless Steel Housing

- 60mm Thickness
- Use for marine, underground and other high corrosive applications.

Character building begins in our infancy and continues until our death. – *Eleanor Roosevelt*

QUICK RELEASE 500/550 SERIES

These clamps feature a unique quick release design between the one piece housing and band allowing for quick and easy installation in restricted or difficult areas.

Applications: Quick release action permits easy installation in applications where clamp must be opened to be applied. Quick release clamps are used extensively in the telecommunications industry on cable enclosures where open air application demands durability.



Open/Close design allows easy installation.



500 Series
- 5/16" Hex Slotted Carbon Steel Screw
- 1/2" 301 Stainless Steel band
- 301 Stainless Steel Housing
- 410 Stainless Steel Bridge

550 Series
- 5/16" Hex Slotted 410 Stainless Steel Screw
- 1/2" 301 Stainless Steel band
- 301 Stainless Steel Housing
- 410 Stainless Steel Bridge

Part #	List Price	#	Dia. Range		Part #	List Price
			Min.	Max.		
500-012	2.41	12	1/2"	1-1/4"	550-012	3.26
500-020	2.45	20	3/4"	1-3/4"	550-020	2.59
500-028	2.51	28	1"	2-1/4"	550-028	2.78
500-036	1.90	36	1"	2-3/4"	550-036	2.88
500-048	3.20	48	1-1/2"	3-1/2"	550-048	3.41
500-056	3.65	56	1"	4"	550-056	4.95
500-072	3.08	72	2"	5"	550-072	5.70
500-088	4.58	88	2-1/16"	6"	550-088	5.91
500-104	4.82	104	1-3/4"	7"	550-104	11.75
500-128	4.28	128	1-3/4"	8-9/16"	550-128	6.13
500-152	4.53	152	2"	10"	550-152	6.66
500-188	5.28	188	2-1/16"	12-5/16"	550-188	8.49
500-216	5.43	216	10-3/16"	14"	550-216	10.23
500-248	5.61	248	10-3/4"	16"	550-248	9.45
500-280	6.79	280	14-1/4"	18"	550-280	9.08
		312	14"	20"	550-312	10.78

Stop and look out the window and see how beautiful the world is. It is there-enjoy it. Go out tonight and look up at the stars. They are the wonders of nature.

-Dale Carnegie

T-Bolt Clamps

- All designs meet SAE J1508 specifications.
- .025” Band Thickness
- 3/4” Wide Band
- Band Material: 301 Series Stainless Steel
- Bolt Material: 304 Series Stainless Steel
- Nut Material: 304 Series Stainless Steel
- Nuts are Self-locking
- Torque Rating 75 in/lb

Opens 1/16" above and tightens 1/8" smaller then nominal I.D. for a total of 3/16" range for clamps sizes 150 through 250. Opens 1/16" above and tightens 7/32" smaller then nominal I.D. for clamps sizes 256 through 750.



Purpose: To provide a quick, yet effective means of clamping a variety of fittings to a wide range of hose. T-Bolts can be applied with a standard 7/16” socket wrench. They provide 360^0 sealing surface by using a shoe or formed bridge.

Services: The T-Bolt clamp is a high strength, reliable clamp with numerous applications in both the commercial and industrial markets including hose and ductwork connections for air, oil, water, other types of low pressure fluid lines, engine air intake, exhaust, hose and filters.

ALL STAINLESS STEEL

Nominal Size	O.D. Range		Part#	List Price
	From:	To:		
1-1/4	1-5/32"	1-15/32"	840-131	5.06
1-1/2	1-3/8"	1-9/16"	840-150	4.63
1-3/4	1-5/8"	1-13/16"	840-175	4.40
1-7/8	1-3/4"	1-15/16"	840-188	4.80
2	1-7/8"	2-1/16"	840-200	4.88
2-1/4	2-1/8"	2-5/16"	840-225	5.67
2-3/8	2-1/4"	2-7/16"	840-238	4.84
2-1/2	2-3/8"	2-9/16"	840-250	4.73
2-9/16	2-11/32"	2-5/8"	840-256	6.77
2-5/8	2-13/32"	2-11/16"	840-263	4.82
2-3/4	2-17/32"	2-13/16"	840-275	5.78
2-7/8	2-21/32"	2-15/16"	840-288	5.35
3	2-25/32"	3-1/16"	840-300	5.47
3-1/8	2-29/32"	3-3/16"	840-312	6.72
3-1/4	3-1/32"	3-5/16"	840-325	5.45
3-1/2	3-9/32"	3-9/16"	840-350	5.40
3-3/4	3-17/32"	3-13/16"	840-375	6.38
3-53/64	3-19/32"	3-7/8"	840-382	7.15
4	3-25/32"	4-1/16"	840-400	5.80
4-1/4	4-1/32"	4-5/16"	840-425	5.85
4-1/2	4-9/32"	4-9/16"	840-450	6.24
4-3/4	4-17/32"	4-13/16"	840-475	6.34
5	4-25/32"	5-1/16"	840-500	7.04
5-1/4	5-1/32"	5-5/16"	840-525	8.15
5-1/2	5-9/32"	5-9/16"	840-550	7.26
5-3/4	5-17/32"	5-13/16"	840-575	8.18
6	5-25/32"	6-1/16"	840-600	8.32
6-1/4	6-1/32"	6-5/16"	840-625	8.56
6-1/2	6-9/32"	6-9/16"	840-650	8.68
6-3/4	6-17/32"	6-13/16"	840-675	8.80
7	6-25/32"	7-1/16"	840-700	8.92
7-1/2	7-9/32"	7-9/16"	840-750	10.39
8	7-25/32"	8-1/16"	840-800	9.43
8-1/4	8-9/32"	8-9/16"	840-850	12.09
8-7/8	8-21/32"	8-15/16"	840-888	12.54
10-7/8	10-21/32"	10-15/16"	840-1088	9.78

Spring Loaded T-Bolt Hose Clamp

- Per SAE standard J1508 Type "SLTB"
- .025 Band Thickness
- 3/4 (19mm) band width
- Heavy duty springs
- Band Material: 300 stainless
- T-bolt: Carbon steel w/ zinc plating
- Housing (Bridge): 300 Stainless
- Hex nut: Carbon Steel, Nylon insert
- Torque rating: 150 in-lbs (8.5 mm)



Purpose: To provide constant tension performance to compensate for the expansion and contraction when temperatures fluctuate. Provides high strength and a 360° seal. Tighten with a 7/16" wrench or hex nutdriver.

Services: Designed for use in high vibration and large diameter applications common in heavy trucks, industrial machinery, off road equipment, agricultural irrigation and machinery, for air intake and coolant adapter

Part #	SAE #	Min - Max	WGT	Box Qty	List Price
844-213	40	2.13 - 2.44	0.170	100	7.95
844-225	44	2.25 - 2.56	0.174	100	8.02
844-238	48	2.38 - 2.69	0.179	100	8.02
844-250	52	2.50 - 2.81	0.181	100	8.17
844-263	56	2.63 - 2.94	0.183	100	8.25
844-275	60	2.75 - 3.06	0.185	100	8.40
844-300	68	3 - 3.31	0.187	100	9.34
844-306	70	3.06 - 3.38	0.190	100	8.55
844-313	72	3.13 - 3.44	0.192	100	8.62
844-325	76	3.25 - 3.56	0.194	100	8.62
844-338	80	3.38 - 3.69	0.196	100	8.77
844-350	84	3.50 - 3.81	0.196	100	8.85
844-356	86	3.56 - 3.88	0.196	100	8.85
844-363	88	3.63 - 3.94	0.198	100	8.85
844-375	92	3.75 - 4.06	0.198	100	8.92
844-406	102	4.06 - 4.38	0.203	100	9.15
844-413	104	4.13 - 4.44	0.209	100	9.22
844-425	108	4.25 - 4.56	0.214	100	9.22
844-456	118	4.56 - 4.88	0.216	100	9.45
844-500	132	5 - 5.31	0.218	100	9.67
844-525	140	5.25 - 5.56	0.220	100	9.82
844-600	164	6 - 6.31	0.223	100	10.20
844-625	172	6.25 - 6.56	0.225	100	10.35

Automatically adjust diameter for hose expansioin and contraction due to temperature changes.

A great attitude becomes a great day which becomes a great month which becomes a great LIFE.

– Mandy Hale

Constant Torque Hose Clamps

- All designs meet SAE J1508 specifications type "SLHD"
- .028 Band thickness
- Band material: 304 thickness
- Band width: 9/16" for 45in-lb
  5/8" for 90in-lb
- Band material: 304 stainless
- Housing: 304 stainless steel
- Bridge: 410 stainless steel
- Hex screw: 410 stainless steel



Purpose: To eliminate leaks by automatically incerasing or decreasing the clamps diameter, decreasing the need for retightening. Constant torque clamps have an extended tail on the band to protect soft hose or tube from being cut.

Services: Constant torque clamps are an excellent choice for fluctuating and extreme temperature applications and thermal compensation.

Part #	Clamping Range	Band Width	Torque	Screw Size	WGT	Box Qty	List Price
842-010	9/16" - 1 1/16"	9/16"	45 in-lb	5/16"	0.106	100	4.12
842-012	11/16" - 1 1/4"	9/16"	45 in-lb	5/16"	0.108	100	4.20
842-016	13/16" - 1 1/2"	9/16"	45 in-lb	5/16"	0.112	100	4.27
842-020	13/16" - 1 3/4"	9/16"	45 in-lb	5/16"	0.119	100	4.38
842-024	1 1/16" - 2"	9/16"	45 in-lb	5/16"	0.121	100	4.53
842-200	1 1/4" - 2 1/8"	5/8"	90 in-lb High	3/8"	0.207	100	7.65
842-250	1 3/4" - 2 5/8"	5/8"	90 in-lb High	3/8"	0.216	100	8.06
842-300	2 1/4" - 3 1/8"	5/8"	90 in-lb High	3/8"	0.220	100	8.43
842-350	2 3/4" - 3 5/8"	5/8"	90 in-lb High	3/8"	0.225	100	8.85
842-400	3 1/4" - 4 1/8"	5/8"	90 in-lb High	3/8"	0.231	100	9.18
842-450	3 3/4" - 4 5/8"	5/8"	90 in-lb High	3/8"	0.238	100	9.41
842-500	4 1/4" - 5 1/8"	5/8"	90 in-lb High	3/8"	0.256	100	9.67

V-Band Hose Clamps

- Band thickness: see chart
- Band width: see chart
- Band material: 300 stainless
- Trunnion: 300 stainless
- 1/4" T-bolt: 410 stainless
- 7/17" Hex nut: 300 stainless



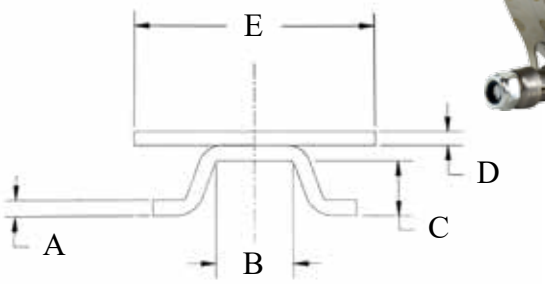

Purpose: to provide a fast, secure cupling for connecting flanged joints.

Services: V-Band clamps feature high strength and positive sealing integrity for applications including: heavy duty diesel engine exhaust and turbochargers, filter housings, emissions and general industrial applications.

Part#	Nominal Diameter	V-Insert Sections			Bands		WGT	Box Qty	List Price
		A	B	C	D	E			
843-321	3.21	0.050	0.262	0.141	0.035	0.750	0.525	100	12.30
843-382	3.82	0.077	0.207	0.281	0.040	0.875	0.531	100	20.75
843-388	3.88	0.050	0.400	0.281	0.040	0.875	0.536	100	17.67
843-450	4.50	0.077	0.207	0.281	0.040	0.875	0.547	100	17.21
843-461	4.61	0.050	0.156	0.281	0.035	0.750	0.549	100	17.67
843-475	4.75	0.050	0.400	0.281	0.040	0.875	0.553	100	19.76
843-525	5.25	0.050	0.262	0.141	0.035	0.750	0.567	100	18.60
843-588	5.88	0.050	0.400	0.281	0.040	0.875	0.575	100	22.29

MUFFLER CLAMPS

Muffler Clamps are designed with elongated and tapered holes that pulls the legs around the pipe as the nuts tighten, making a tight seal. Other clamps legs do not wrap around the pipe, they stay straight and the clamp only connects at two points.

- Carbon steel band, housing and bridge
- All muffler clamps are zinc plated for superior corrosion resistance
- Heavy duty U-Bolt and band construction
- 3/8 U-bolt
- Base 2.4mm

SADDLE



Part #	Size	WGT	Box Qty	List Price
841-175	1-3/4"	0.335	50	3.60
841-200	2"	0.410	50	4.20
841-250	2-1/2"	0.448	50	4.65
841-300	3"	0.582	50	5.70
841-350	3-1/2"	0.741	50	7.12
841-400	4"	0.847	25	8.70
841-450	4-1/2"	1.023	25	10.42
841-500	5"	1.067	25	16.80

FLAT BAND



Part #	Size	WGT	Box Qty	List Price
841-004	4"	0.847	25	9.90
841-005	5"	1.093	25	12.37

GUILLOTINE - provides a complete 360° heavy duty seal



Part #	Size	WGT	Box Qty	List Price
841-040	4"	0.820	25	9.60
841-045	4-1/2"	0.847	25	11.62
841-050	5"	0.988	25	13.12

What consumes your mind, controls your life.

EXHAUST CLAMPS

Complete with:
- One metal band - 76mm width
- One spacer
- Two bolts
- Two reaction blocks
- Individually boxed

- Pre-attached hardware for easy and accurate installation.

- Conforms to pipe and flex tubing to create the best seal available without distorting any pipes.

ALUMINIZED STEEL BUTT CLAMPS

- .7mm band thickness
- 76mm band width



Part #	Size	WGT	Box Qty	List Price
845-200	2"	0.970	50	13.87
845-300	3"	1.058	50	15.15
845-350	3.50"	1.102	50	15.75
845-400	4"	1.146	50	16.42
845-500	5"	1.235	50	17.92
845-600	6"	1.323	50	19.65
845-500SS*	5"	1.190	50	20.40

*Light pattern .5mm band thickness

ALUMINIZED STEEL LAP CLAMPS

- .7mm band thickness
- 76mm band width



Part #	Size	WGT	Box Qty	List Price
846-200	2"	0.970	50	14.02
846-250	2.50"	1.014	50	14.70
846-275	2.75"	1.036	50	15.30
846-300	3"	1.058	50	15.22
846-350	3.50"	1.102	50	15.15
846-400	4"	1.146	50	16.50
846-500	5"	1.235	50	17.70

STAINLESS STEEL LAP CLAMPS

- .5mm band thickness
- 76mm band width



Part #	Size	WGT	Box Qty	List Price
847-200	2"	0.926	50	15.15
847-250	2.50"	0.970	50	16.20
847-275	2.75"	0.992	50	16.27
847-300	3"	1.014	50	16.72
847-350	3.50"	1.058	50	17.92
847-400	4"	1.102	50	18.90
847-500	5"	1.190	50	20.62
847-600	6"	1.279	50	22.27

STAINLESS STEEL EASY-FORM CLAMPS

- .5mm band thickness
- 76mm band width



Part #	Size	WGT	Box Qty	List Price
848-200	2"	0.926	50	15.45
848-225	2.25"	0.948	50	15.97
848-250	2.50"	0.970	50	16.80
848-275	2.75"	0.992	50	17.40
848-300	3"	1.014	50	17.85
848-350	3.50"	1.058	50	19.12
848-400	4"	1.102	50	20.10
848-500	5"	1.190	50	21.90
848-600	6"	1.279	50	23.25
848-700	7"	1.367	50	26.62

CARBON STEEL 1-EAR CLAMPS

1-Ear Clamps are intended for low pressure applications such as automotive (not fuel lines), appliances, industrial machinery, underground irrigation systems and beverage dispensing equipment. They are specifically designed for mass production applications where inexpensive clamps are needed.

Pressure:

As a guideline, 1-Ear Clamps have held
30 bar - 441 psi.
This was done using a static water pressure test.

• 100 PER BAG



Material:

Hot dipped galvanized carbon steel band - G90

Part #	Ref#	Nominal Size	Inches		List Price
			Close	Open	
1050000	105	3/8"	0.350	0.414	0.48
1050001	113	7/16"	0.381	0.444	0.65
1050002	123	15/32"	0.394	0.486	0.65
1050003	133	1/2"	0.453	0.524	0.67
1050006	140	35/64"	0.472	0.551	0.90
1050007	145	9/16"	0.496	0.571	0.60
1050008	157	5/8"	0.543	0.618	0.71
1050009	170	11/16"	0.594	0.669	0.53
1050010	185	23/32"	0.618	0.728	0.58
1050011	198	3/4"	0.669	0.779	0.70
1050012	210	13/16"	0.716	0.827	0.58
1050013	226	7/8"	0.779	0.890	1.12
1050014	241	15/16"	0.839	0.949	0.70
1050015	256	1"	0.898	1.008	0.73
1050016	271	1-1/16"	0.945	1.067	0.81
1050017	286	1-1/8"	1.004	1.126	0.76
1050018	301	1-3/16"	1.063	1.185	0.69
1050020	331	1-5/16"	1.181	1.303	0.88
1050021	346	1-3/8"	1.240	1.362	0.75
1050023	376	1-15/32"	1.358	1.480	1.35
1050025	396	1-9/16"	1.437	1.559	0.78
1050026	410	1-5/8"	1.492	1.614	2.70
1050029	455	1-3/4"	1.669	1.791	1.37
1050030	470	1-16/16"	1.728	1.850	0.92
1050032	500	1-15/16"	1.846	1.968	0.98
1050033	515	2"	1.905	2.028	1.02

Successful people never worry about what others are doing.

2-EAR CLAMPS

2-Ear Clamps are especially suited for industrial use and with heavily vibrating equipment.

This is a medium pressure clamp and is widely used for maintenace and OEM applications. Rubber hose, plastic tubing, coaxial and electrical cable, rope, etc. are all easily clamped. These clamps are installed on air, fluid, gas and steam lines. The one piece design offers a positive, tamper-proof seal without damaging the hose.

PRESSURE:

As a guideline, 2-Ear Clamps successfully seal at 54 bar - 800 psi with 35 pulsating strokes a minute.

MATERIAL:

Zinc plated carbon steel
SAE 1008/1010 or DIN 1.0338
Stainless steel tubing
UNS S30400 or DIN 1.4301



• 100 PER BAG

Note: When ordering your 2-Ear Clamps select nominal clamp size nearest to, but always larger than, O.D. of material to be clamped after insert has been fitted.

ZINC PLATED CARBON STEEL

Part #	Nominal Size	Inches		List Price
		Close	Open	
1010002	3/16"	0.134	0.197	1.27
1010008	5/16"	0.276	0.354	1.48
1010011	3/8"	0.319	0.433	1.14
1010016	1/2"	0.425	0.512	1.15
1010019	9/16"	0.492	0.591	1.32
1010022	19/32"	0.551	0.669	1.49
1010024	5/8"	0.591	0.709	1.26
1010027	3/4"	0.638	0.787	1.15

STAINLESS STEEL

Part #	Nominal Size	Inches		List Price
		Close	Open	
1510003	1/4"	0.197	0.276	1.41
1510004	5/16"	0.276	0.354	1.75
1510023	3/8"	0.319	0.433	1.50
1510006	1/2"	0.425	0.512	1.81
1510007	9/16"	0.492	0.591	2.09
1510008	19/32"	0.551	0.669	2.19
1510009	5/8"	0.591	0.709	0.99
1510010	3/4"	0.638	0.787	2.34
1510011	13/16"	0.709	0.866	2.83
1510012	7/8"	0.748	0.906	1.54
1510013	15/16"	0.827	0.984	2.53
1510014	1"	0.886	1.063	2.93
1510016	1-1/8"	1.035	1.221	2.76
1510019	1-9/16"	1.260	1.457	4.15
1510020	1-1/2"	1.378	1.575	3.81

Minimum QTYs may apply

GAPLESS EAR CLAMPS

Features



•Assured clamping seal
• For low durometer and/ or thin-walled hose/ tubing
• Perfect for silicon, vinyl, polyurethane or other high tech materials used in all industries.
• Once installed, smooth inner band circumference prevents damage to the hose while the unique tongue-in-groove design provides a 360° seal
• There are no steps or gaps inside clamp

Material

- Stainless steel tubing UNS S30400 or DIN 1.4301

• 100 PER BAG

Part #	Nominal Size	Band Width	Inches		List Price
			Close	Open	
16700001	9/32"	5mm	0.228	0.276	1.25
16700004	3/8"	5mm	0.307	0.374	1.32
16700007	7/16"	5mm	0.378	0.445	1.72
16700010	1/2"	7mm	0.425	0.524	1.10
16700012	35/64"	7mm	0.453	0.551	1.45
16700013	9/16"	7mm	0.472	0.571	1.82
16700016	5/8"	7mm	0.520	0.618	1.66
16700017	11/16"	7mm	0.571	0.669	1.27
16700022	3/4"	7mm	0.654	0.780	1.58
16700024	13/16"	7mm	0.701	0.827	1.77

Attitude is a little thing that makes a big difference.

—Winston Churchill

PREFORMED HOSE CLAMPS

TO ORDER the correct size Fast Lok Clamps, measure the outside diameter of the hose or article and then select the next larger inside diameter clamp by catalog number.
• Minimum Qty may apply



Preformed Clamps are double wrapped and formed to a given diameter. Used primarily where one end of the hose or article is free to allow the clamps to be slid over the hose end before the fitting is inserted. All clamps may be pulled down to a smaller diameter but cannot be adjusted to a larger diameter.

PREFORMED CLAMPS
(3/8" AND 5/8" (NOMINAL) WIDTH) - 100/BOX

Catalog Number Galv	Band Width & Thick-ness	List Price	Clamp I.D. Inches	Catalog Number SS	Band Width & Thick-ness	List Price
F-3	3/8 x .025	1.39	13/16			1.39
F-311	3/8 x .025	1.72	1 3/8			1.72
F-4	5/8 x .025	1.27	1	FS-4	5/8 x .022	3.18
F-5	5/8 x .025	1.46	1 1/4	FS-5	5/8 x .022	3.55
F-6	5/8 x .031	1.79	1 1/2	FS-6	5/8 x .022	3.51
F-7	5/8 x .031	1.52	1 3/4	FS-7	5/8 x .022	4.44
F-8	5/8 x .031	1.52	2	FS-8	5/8 x .022	4.10
F-9	5/8 x .031	1.74	2 1/4	FS-9	5/8 x .022	3.83

WITH STAINLESS STEEL LOK - 50/BOX

F-10	5/8 x .031	1.88	2 1/2	FS-10	5/8 x .022	4.59
F-11	5/8 x .031	2.18	2 3/4	FS-11	5/8 x .022	5.67
F-12	5/8 x .031	2.32	3	FS-12	5/8 x .022	4.79
F-14	5/8 x .031	2.15	3 1/2	FS-14	5/8 x .022	5.63
			25/ BOX			
F-16	5/8 x .031	2.62	4	FS-16	5/8 x .022	6.22
F-18	5/8 x .031	2.95	4 1/2	FS-18	5/8 x .022	6.87
F-20	5/8 x .031	2.92	5	FS-20	5/8 x .022	7.51
	5/8 x .031		6	FS-24	5/8 x .022	8.90
	5/8 x .031		7	FS-28	5/8 x .022	7.42

Double-wrapped, Triple Punched, Holds Permanently



Galvanized Preformed Clamps 2 1/2 inch I.D. and above, and 5/8" wide open end clamps have a stainless steel lock for greater strength and rigidity.

K-CLAMP PREFORMED HOSE CLAMPS

Each clamp is a double wrapped metal band formed to a given diameter. The clamp is designed to be slid over the hose end before the fitting is inserted. A punch-type or fold-up tool is then used to apply the clamp.



K-Clamps may be secured by either a punch or fold-up method. (See cross sectioned views)

• Minimum Qty may apply

Center Punched

Less tension loss. Patented hole in inner band gives better internal mechanical locking after punching

Fold-up





PREFORMED CLAMPS
(3/8" AND 5/8" (NOMINAL) WIDTH) - 100/BOX

GALVANIZED STEEL			STAINLESS STEEL TYPE 301		
Catalog Number	List Price	Clamp I.D. Inches	Band Width & Thickness	Catalog Number	List Price
K-3	1.38	13/16"	3/8" x .025	KS-3	2.39
K-311	1.37	1-3/8"	3/8" x .025	KS-311	2.39
K-4	1.76	1"	5/8" x .030	KS-4	4.03
K-5	2.05	1-1/4"	5/8" x .030	KS-5	3.97
K-6	1.97	1-1/2"	5/8" x .030	KS-6	4.25
K-7	2.23	1-3/4"	5/8" x .030	KS-7	4.19
K-8	2.16	2"	5/8" x .030	KS-8	4.96
K-9	2.43	2-1/4"	5/8" x .030	KS-9	4.98
			50/BOX		
K-10	2.35	2-1/2"	5/8" x .030	KS-10	5.77
K-11	2.45	2-3/4"	5/8" x .030	KS-11	5.77
K-12	2.89	3"	5/8" x .030	KS-12	6.71
K-14	3.05	3-1/2"	5/8" x .030	KS-14	8.15
			25/BOX		
K-16	2.93	4"	5/8" x .030	KS-16	7.53
K-18	3.15	4-1/2"	5/8" x .030	KS-18	8.90
K-20	3.33	5"	5/8" x .030	KS-20	9.43
K-24	3.76	6"	5/8" x .030		
K-28	5.09	7"	5/8" x .030		

TO ORDER the correct size Fast Lok Clamps, measure the outside diameter of the hose or article and then select the next larger inside diameter clamp by catalog number.



STAINLESS STEEL

FLJS-Clamp

SMOOTH I.D. CLAMPS

• Minimum Qty may apply

FLJS - Clamps are double wrapped clamps with a more smooth inside diameter, intended for your thermoplastic and other thinner wall hose clamping applications. The JS series clamps slide on the hose prior to inserting the fitting.

Preformed JS - Clamps are available in 5/8" and 3/4" widths, 1" I.D. to 8" I.D. in 1/4" increments.

The FLJS - Clamp is intended to be applied with a KS001 tool or other comparable fold-up locking tool.

5/8" (NOMINAL WIDTH) - 100/BOX

Catalog #	Clamp I.D. Inches	Band Width & Thickness	List Price
FLJS-203	1"	5/8" x .030	4.08
FLJS-204	1-1/4"	5/8" x .030	4.77
FLJS-205	1-1/2"	5/8" x .030	4.80
FLJS-207	2"	5/8" x .030	5.54
FLJS-208	2-1/4"	5/8" x .030	5.89
FLJS-209	2-1/2"	5/8" x .030	6.25



100' CLAMP-IT STRAPPING

Catalog #	Width	Thickness	Material 100'/CTN.	List Price/ CNT
SS-3751	3/8"	.025	301 Stainless	150.24
SS-5001	1/2"	.030	301 Stainless	232.60
SS-6251	5/8"	.030	301 Stainless	272.89
SS-7501	3/4"	.030	301 Stainless	327.51
SG-5000	1/2"	.030	Galvanized	87.83

CLAMP-IT

The multi-sized clamps all rolled up in one..for your unknown requirements for 1 inch to 30 feet, be they round or otherwise. Clamp-It products will fill your needs. This Strapping in widths of 3/8", 1/2", 5/8", and 3/4" stainless or galvanized steel, as are the clamps (buckles).





CLAMPS (BUCKLES)

Catalog #	Width	Material	Qty per box	List Price Each pc.
CS-3751	3/8"	301 Stainless	100	1.13
CS-5001	1/2"	301 Stainless	100	1.22
CS-6251	5/8"	301 Stainless	100	1.60
CS-7501	3/4"	301 Stainless	50	2.04

Be the attitude you want to be around. -Tim DeTellis

CLAMPLING TOOLS

Model 1098 I
Standard Jaw Pincers



Part #		List Price
1410118		188.01

SIDE JAW PINCERS

This dual purpose, side jaw design allows clamps to be applied or removed in confined areas with pincers held parallel to the hose. Also used like standard Pincers.



188.01 Part #		List Price
1410083	Model 1099 I	184.21

HOSE CRIMPER

HOSE RULE CRIMPING TOOL
Tool is equipped with mounting holes for permanent installation or may be used as a portable tool assembly in the field.

IMPORTANT! BEFORE USING THIS TOOL
Make sure the crimping arm is in the closed (down) position and then set the adjusting screw so it touches the end stop.

OPERATION:
A. FERRULE - The proper ferrule should fit easily over the hose. It is better to use a slightly oversized ferrule as an undersized ferrule may make inserting the barbed fitting difficult.
B. BARBED FITTING - Dip the ferrule end of the hose into soapy water. Insert the chosen barbed fitting into the hose with a fair amount of force. A barbed fitting that slides into a hose too easily will not crimp properly.
C. CRIMPING DIE - To find the proper crimping die find the smallest die opening which the hose will just pass through freely. Use the next smallest die and depress the crimping arm fully, keep fingers free from the crimper. Open the crimper and rotate the hose one quarter turn and repeat to finish the crimp.

• Provides production capability and "big tool" crimping advantages at just a fraction of the cost of other tools offering comparable results.



HOSE CRIMPER COMES WITH 5 DIES

Die Sizes = 5/8", 37/64", 12/32", 31/64", 11/16"

Part #		List Price
308-070	Hose Crimper	244.44

HOSE CLAMPS

FOLD UP ADAPTER



Part #	List Price
KA001	

LOKING TOOL



Part #		List Price
F-38	Portable hand tool used to apply punch Type 3/8 & 5/8 Clamps	127.84

LOKING TOOL



Part #		List Price
F-40	Used to apply Punch Type 3/8 & 5/8 clamps. Order mallet separately	216.02

LOKING TOOL



Part #		List Price
F-100	Used to apply Punch Type 3/8 & 5/8 clamps. Order mallet separately	505.98

HOSE CLAMPS

LINED BAND CLAMPS





Features unique one-piece housing, rolled-up band edges and a non-perforated (embossed) band that protects the hose. For added corrosion resistance, the band in the 12mm Standard is made of Aluzinc which gives three times the protection offered by conventional galvanized steel.

• Features high clamping force and high durability torque.

• Stainless: All parts in AISI 304 Stainless Steel.

A non-perforated band with rolled up edges eliminates hose damage while increasing clamping force.

Per SAE standard J1508 Type "FEO"

GENERAL PURPOSE EMBOSSED WORM-GEAR HOSE CLAMPS

• Minimum Qty may apply

Part # Aluzinc	List Price	SAE Size	Clamping Range		Bag	Part# 304 SS	List Price
			Inches	mm			
88-024	3.25	8	5/8-1	15-24	1000	89-024	6.51
88-028	3.66	10	3/4-1-1/8	19-28	500	89-028	7.58
88-032	4.45	12	7/8-1-1/4	22-32	500	89-032	8.58
88-038	3.70	16	1-1/16-1-1/2	26-38	500	89-038	7.17
		20	1-1/4-1-3/4	32-44	500	89-044	7.82
88-050	4.32	24	1-1/2-2	38-50	500	89-050	8.29
88-056	4.00	28	1-3/4-2-1/4	44-56	500	89-056	8.51
88-065	5.99	32	2-2-9/16	50-65	200	89-065	9.53
88-075	5.98	40	2-5/16-3	58-75	200	89-075	11.00
88-085	5.84	44	2-11/16-3-3/8	68-85	200	89-085	11.81
88-095	4.99	52	3-3-3/4	77-95	200	89-095	14.13
88-112	7.49	64	3-7/16-4-7/16	87-112	200	89-112	13.44

MINI CLAMPS

Sure seal for small, thin walled hoses. The nut is secured to the clamp, making installation easier and the hexagonal head can be tightened with a socket wrench or screw driver. Bandwidth is 9mm.

PAINTED ALUZINC STANDARD MINI CLAMPS



Part # Aluzinc	Clamping Range		Qty per Bag	List Price
	Inches	mm		
92-010	.36-.41	9-10.5	1000	1.41
92-011	.37-.45	9.5-11.5	900	1.26
92-012	.41-.49	10.5-12.5	800	1.65
92-013	.45-.53	11.5-13.5	800	1.58
92-014	.49-.57	12.5-14.5	700	1.30
92-015	.53-.61	13.5-15.5	600	1.82
92-016	.55-.65	14-16.5	500	1.57
92-017	.59-.69	15-17.5	500	1.40

NEW



MARINE - EMBOSSED NON-PERFORATED WORM GEAR CLAMPS

• Meets the DIN 3017 Standard

• Replaces the Ultra Clamps 316 stainless steel

• 12mm band widths

• Installation torque 60lbs

• General purpose non perforated band especially suited for most hoses and soft silicone hoses.

• Band edges rolled to protect soft hoses from shearing and fraying

• Common applications include: vehicular, industrial, mechanical engineering, plumbing and marine.

• ROLLED EDGES

• BAND WILL NOT DAMAGE SOFT HOSES

ALL #316 SS MATERIAL

12MM WIDE EMBOSSED ALL 316 BAND CLAMPS

Part #	Range of Adjust (in mm)	Range of Adjust (inches)	List Price
96022	12-22	.469-.859	2.42
96027	16-27	.625-1.06	2.65
96032	20-32	.787-1.26	2.83
96040	25-40	.984-1.575	3.04
96050	35-50	1.26-1.969	3.31
96060	40-60	1.575-2.362	3.49
96070	50-70	1.969-2.756	3.67
96080	60-80	2.362-3.15	3.89
96090	70-90	2.756-3.543	4.12
96100	80-100	3.15-3.937	4.39
96110	90-110	3.543-4.33	4.46
96120	100-120	3.937-4.724	4.80
96130	110-130	4.33-5.118	5.12
96140	120-140	4.72-5.512	5.23
96150	130-150	5.118-5.906	5.66
96160	140-160	5.512-6.299	5.80

MINI CLAMPS

304 SS MINI CLAMPS



Part # 304 SS	Clamping Range		Qty per Bag	List Price
	Inches	mm		
93-008	.30-.34	7.5-8.5	1000	3.49
93-009	.34-.37	8.5-9.5	1000	4.25
93-011	.41-.47	10.5-12	900	4.24
93-013	.49-.55	12.5-14	800	4.65
93-014	.53-.59	13.5-15	700	3.59
93-016	.59-.67	15-17	1000	4.52
93-017	.63-.71	16-18	500	3.81

LINED, MINI/ RUBBER LINED — HOSE CLAMPS



RUBBER LINED CLAMPS

Multiple uses for holding cable, wire, pipe and hose. The rubber cushion absorbs vibration, provides protection against scratching and is made of black EPDM type rubber.

Rubber cushion clamps are used in a variety of industries and applications including automotive, truck, hydraulics and pneumatics, ship building, refrigeration, large equipmetnt packaging etc.

Bandwidths and mounting hose sizes vary by diameter and material.

- Aluzinc clamps have a .26 hole diameter
- Stainless Steel .20 diameter

Part # Aluzinc	Qty per Bag	List Price	Clamping Range		Part# 304 SS	Qty per Bag	List Price
			Inches	mm			
95-300	100	1.38	1/8	3			
95-301	100	1.55	3/16	5	96-301	1000	2.49
95-302	100	1.36	1/4	6	96-302	200	2.42
95-303	100	1.44	5/16	8	96-303	1000	2.39
95-304	100	1.29	3/8	10	96-304	100	2.75
95-305	100	1.32	7/16	11	96-305	1000	2.60
95-306	100	1.57	1/2	13	96-306	100	2.71
95-307	100	1.67	9/16	14	96-307	100	3.28
95-308	100	1.52	5/8	16	96-308	100	3.27
95-309	50	1.76	11/16	18			
95-310	50	1.65	3/4	19	96-310	500	3.31
95-311	50	2.10	13/16	21			
95-312	50	2.15	7/8	22	96-312	500	3.38
95-313	50	2.31	15/16	24			
95-314	50	1.94	1	25	96-314	500	4.22
95-315	50	2.62	1-1/16	27			
95-316	50	2.39	1-1/8	29	96-316	500	5.66
95-317	50	3.42	1-3/16	30			
95-318	50	3.68	1-1/4	32	96-318	500	5.98
95-319	50	4.01	1-5/16	33			
95-320	50	4.01	1-3/8	35	96-320	500	7.72
95-321	50	3.93	1-7/16	36			
95-322	500	4.25	1-1/2	38	96-322	100	7.35
95-326	50	6.68	1-5/8	41			
95-323	25	5.13	1-3/4	45	96-323	500	7.98
95-328	25	6.80	1-7/8	47			
95-324	25	5.29	2	51			
95-325	25	5.76	2-1/8	54			
95-329	25	6.98	2-3/8	60			
95-327	25	6.59	2-1/2	65			
95-330	15	6.86	2-15/16	74			
95-331	10	11.03	4-5/16	110			



RUBBER CUSHIONED SS CLAMP

Part #	Mounting Dia	Clamp Dia	List Price
95402	3/8"	1/4"	0.60
95404	3/8"	3/8"	0.60
95406	3/8"	1/2"	0.70
95408	3/8"	5/8"	0.73
95410	3/8"	3/4"	0.83
95414	3/8"	1"	0.98
95418	3/8"	1 1/4"	1.40
95422	3/8"	1 1/2"	1.55
95424	3/8"	2"	2.18
95427	3/8"	2 1/2"	3.45
95432	3/8"	3"	4.53
95433	3/8"	4"	5.85
95434	3/8"	5"	9.53



GALVANIZED STEEL VINYL COATED CLAMP

Part #	Mounting Dia	Clamp Dia	List Price
95504	1/4"	3/8"	0.38
95506	1/4"	1/2"	0.52
95508	1/4"	5/8"	0.61
95510	1/4"	3/4"	0.61
95512	1/4"	7/8"	0.78
95514	1/4"	1"	0.81
95516	1/4"	1 1/8"	1.33
95518	1/4"	1 1/4"	0.99
95522	1/4"	1 1/2"	1.28
95523	1/4"	1 3/4"	1.45
95524	1/4"	2"	2.78

SMOOTH BRASS HOSE FERRULES

Brass Hose Ferrules offer an alternative to hose clamps. After crimping, the ferrule will provide a permanent clamping force on both the hose and fitting.

I.D.  Pierce/ Hole

• ASTMB36 Alloy 268

Part #	Ferrule #	I.D.	Length	Pierce	Gauge	List Price
32-500	6231	0.330	0.49	0.250	0.020	0.38
32-501	833	0.358	0.500	0.265	0.020	0.39
32-503	833B	0.375	0.718	0.265	0.025	0.42
32-502	622	0.380	0.500	0.265	0.020	0.36
32-550	619	0.400	0.47	0.27	0.020	0.57
32-504	620	0.410	0.500	0.265	0.020	0.39
32-551	769R	0.450	0.562	0.343	0.020	0.50
32-552	4750	0.478	0.687	0.328	0.025	0.45
32-553	624R	0.500	0.500	0.343	0.020	0.58
32-506	7322A	0.500	1.000	0.343	0.025	0.61
32-554	7322	0.500	1.000	0.328	0.025	0.70
32-555	625	0.525	0.47	0.36	0.020	0.43
32-517	625A	0.525	0.56	0.360	0.020	0.42
32-556	7323	0.525	1.000	0.375	0.025	0.81
32-521	9974	0.525	1.000	0.437	0.025	0.79
32-557	7324	0.531	1.000	0.375	0.025	0.70
32-558	626	0.550	0.484	0.375	0.020	0.53
32-507	3588	0.56	0.75	0.375	0.020	0.51
32-559	7325	0.56	1.000	0.437	0.025	0.77
32-561	7326	0.593	1.000	0.437	0.025	0.73
32-563	JJ	0.600	0.500	0.500	0.020	0.52
32-526	II	0.625	0.500	0.500	0.020	0.71
32-564	7327	0.625	1.000	0.437	0.025	0.69
32-565	HH	0.650	0.500	0.500	0.020	0.63
32-566	7328	0.656	1.000	0.437	0.025	0.80
32-567	GG	0.675	0.515	0.500	0.020	0.75
32-568	7329	0.69	1.000	0.500	0.025	0.86

Part #	Ferrule #	I.D.	Length	Pierce	Gauge	List Price
32-570	7330	0.718	1.000	0.500	0.025	0.83
32-508	7330A	0.718	1.000	0.625	0.025	0.85
32-571	EE	0.725	0.530	0.500	0.020	0.65
32-572	DD	0.750	0.531	0.500	0.020	0.64
32-510	7331B	0.75	1.00	0.500	0.025	0.89
32-573	7331	0.750	1.000	0.625	0.025	1.25
32-574	CC	0.775	0.531	0.500	0.020	0.74
32-533	7332B	0.781	1.000	0.500	0.025	1.20
32-575	7332	0.781	1.000	0.625	0.025	0.88
32-576	BB	0.800	0.546	0.562	0.020	0.80
32-577	7333	0.812	1.000	0.625	0.025	1.20
32-578	AA	0.825	0.546	0.562	0.020	0.76
32-535		0.85	0.968	0.687	0.025	0.86
32-579	7244	0.875	0.843	0.687	0.025	1.07
32-539	5029A	0.900	0.875	0.687	0.025	1.07
32-580	7113	0.925	0.968	0.750	0.025	1.14
32-543	5028A	0.975	0.843	0.687	0.025	1.29
32-545	5235A	1.000	0.843	0.687	0.025	1.20
32-549	7145A	1.050	0.843	0.687	0.025	1.51
32-584	5027	1.100	0.843	0.812	0.025	1.33
32-586	7104A	1.15	0.843	0.875	0.025	1.05
32-588	7088A	1.175	0.875	0.875	0.025	1.56
32-590	875L	1.200	0.843	0.875	0.025	1.75
32-591	7291	1.225	0.968	0.875	0.025	2.09
32-592	7255	1.25	0.968	1.000	0.04	2.40
32-596	8000	1.425	0.875	1.062	0.025	1.98
32-597	1500	1.50	0.875	1.125	0.025	1.63



STAINLESS STEEL FERRULES

Part #	Cross #	I.D.	Length	Hole	Metal Thickness	List Price
32552SS	x4750	.478	.687	.328	.020	0.60
32557SS	7324	.531	1.00	.438	.020	0.71
32559SS	7325	.56	1.00	.437	.020	0.70
32561SS	7326	.593	1.00	.437	.020	0.75
32564SS	7327	.625	1.00	.437	.020	0.78
32566SS	7328	.656	1.00	.437	.020	1.51
32568SS	7329	.69	1.00	.50	.020	0.83
32570SS	7330	.718	1.00	.625	.020	0.88
32575SS	7332	.781	1.00	.625	.020	0.88
32577SS	7333	.812	1.00	.625	.020	1.87
32588SS	7088A	1.175	.844	.875	.020	1.05

MORE SIZES AVAILABLE

AVAILABLE IN ALUMINUM AND STEEL ALSO

TUBING






POLYURETHANE



POLYETHYLENE

Sold individually boxed



Natural, Black, Blue, Green, Red, Yellow, Orange

NYLON

Sold individually boxed



PVC

- Clear

Sold individually boxed





COPPER AND ALUMINUM




TYPE L AND REFRIGERATION



ALUMINUM





POLYURETHANE NSF 51®

NSF 51® polyurethane (PUR) Shore A 98 tubing is made from the highest quality raw materials available. it is etherbased to provide excellent hydrolysis, oil and cold resistance. Polyurethane NSF 51® is strong and flexible and offers superior kink resistance compared to other tubing. It is 5 to 10 times more wear resistant and lighter in weight than any rubber hose.

Polyurethane NSF 51® tubing has an outside diameter made to extremely tight tolerances. It is ideal for use with push-to-connect fittings, as well as barb-type and compression fittings for simple installation.

Features

- Strong
- Lightweight
- Flexible
- Abrasion Resistant
- Heat & Cold Resistant
- Chemical Resistant
- Kink Resistant
- NSF 51® Certified
- Meets NSF 61® Requirements

Specifications

Temperature Range: -40°F to +160°F

Hardness: Shore A 98

Vacuum Rating:

To 28" Hg

Tolerances:

1/8"-1/2" O.D. +/- .005

9/16"-3/4" O.D. +/- .006

RoHS Compliant

Applications

Pneumatic Tools
Pneumatic Piping
Vacuum
Laboratories
Robotics
Motion Control
Instrumentation
Agriculture
Lube Lines
Painting Systems
Food & Beverages

100' FOOT LENGTHS

CLEAR



Part #	O.D. (IN)	I.D. (IN)	Wall Thickness (IN)	Bend Radius (IN)	W.P. @70°F (PSI)	W.P. @150°F (PSI)	3:1 Burst Pressure	Package Weight (lbs)	List Price
973-341	4mm, 5/32	.093	.031	.250	200	85	600	.70	49.36
973-343	.250	.156	.047	.476	180	70	540	1.50	66.66
973-345	.375	.250	.063	1.000	150	70	450	3.40	136.02
973-346	.500	.328	.086	1.102	150	70	450	5.60	260.94

BLACK



Part #	O.D. (IN)	I.D. (IN)	Wall Thickness (IN)	Bend Radius (IN)	W.P. @70°F (PSI)	W.P. @150°F (PSI)	3:1 Burst Pressure	Package Weight (lbs)	List Price
73-341B	4mm, 5/32	.093	.031	.250	200	85	600	.70	37.50
73-343B	.250	.156	.047	.476	180	70	540	1.50	66.66
73-345B	.375	.250	.063	1.000	150	70	450	3.40	136.02
73-346B	.500	.328	.086	1.102	150	70	450	5.60	260.94

BLUE



Part #	O.D. (IN)	I.D. (IN)	Wall Thickness (IN)	Bend Radius (IN)	W.P. @70°F (PSI)	W.P. @150°F (PSI)	3:1 Burst Pressure	Package Weight (lbs)	List Price
73-341U	4mm, 5/32	.093	.031	.250	200	85	600	.70	37.50
73-343U	.250	.156	.047	.476	180	70	540	1.50	66.66
73-345U	.375	.250	.063	1.000	150	70	450	3.40	136.02
73-346U	.500	.328	.086	1.102	150	70	450	5.60	260.94

RED



Part #	O.D. (IN)	I.D. (IN)	Wall Thickness (IN)	Bend Radius (IN)	W.P. @70°F (PSI)	W.P. @150°F (PSI)	3:1 Burst Pressure	Package Weight (lbs)	List Price
73-341R	4mm, 5/32	.093	.031	.250	200	85	600	.70	37.50
73-343R	.250	.156	.047	.476	180	70	540	1.50	66.60
73-345R	.375	.250	.063	1.000	150	70	450	3.40	136.02
73-346R	.562	.375	.093	1.142	140	60	420	5.60	260.94

OD Sizes Available

.125, .187, 1/4(1/8), 8mm(5/16)
.562, .625 and .750

Other sizes, Lengths and Colors available

- Available in longer lengths upon request
- Other colors available

LINEAR LOW DENSITY POLYETHYLENE TUBING (LLDPE)

Features

- Chemically Inert
- Chemical Resistant
- Lightweight & Flexible
- Good Dielectric Properties
- Impermeable to Gases
- Meets FDA Requirements
- Multiple Colors Available
- Vacuum rating to 28" Hg

Polyethylene is made from 100% non-toxic ingredients. It's inert nature and FDA compliant status makes it perfect for food, water and beverage piping. It is ideal for use in pneumatic, drain piping, lab use and chemical transfer applications which require an inexpensive tubing

Polyethylene is highly-resistant to stress cracking from chemicals, aging and ultraviolet exposure. For use with barb-type, push-to-connect or compression-style fittings.

Specifications

Temperature Range: -50°F to +140°F

Hardness: Shore A 93A
Shore D 45D

Applications

Food & Beverage
Pneumatic Tools
Pneumatic Piping
Electrical Jacketing
Drain Lines
Instrumentation
Chemical Transfer
Process Control
Laboratories



100' LENGTH



500' LENGTH



1000' LENGTH

100' LENGTH - Natural

Part #	Tube O.D.	Tube ID	Tube Wall	Working Pressure	List Price
973-200	1/8"	0.08	0.022	250	23.54
973-201	4mm/5/32"	0.106	0.025	180	24.40
973-203	1/4"	0.17	0.040	150	22.81
973-204	1/4"	0.125	0.0625	350	30.50
973-205	8mm/5/16"	0.236	0.038	150	43.25
973-206	3/8"	0.25	0.0625	150	49.87
973-207	1/2"	0.375	0.0625	125	62.78
973-208	5/8"	0.50	0.0625	100	140.58
973-211	3/4"	0.625	0.0625	100	204.24
973-210	1"	0.75	0.125	150	388.60

500' LENGTH

Part #	Tube O.D.	Tube ID	Tube Wall	Working Pressure	List Price
73-200N5	1/8"	0.085	0.020	250	103.17
73-203N5	1/4"	0.17	0.040	150	137.47
73-204N5	1/4"	0.125	0.0625	350	148.45
73-206N5	3/8"	0.25	0.0625	150	244.62
73-207N5	1/2"	0.375	0.0625	125	308.89

1000' LENGTH

Part #	Tube O.D.	Tube ID	Tube Wall	Working Pressure	List Price
73-203N1	1/4"	0.17	0.040	150	218.11
73-206N1	3/8"	0.25	0.0625	150	428.64

LLDPE POLYETHYLENE TUBING - COLORS

BLACK



- 100'
- 500'
- 1000'

Part #	Color	Length	Nominal O.D.	List Price
73-200B	Black	100'	1/8"	23.54
73-201B	Black	100'	5/32"	26.87
73-203B	Black	100'	1/4"	27.81
73-204B	Black	100'	1/4"	28.50
73-205B	Black	100'	5/16"	43.25
73-206B	Black	100'	3/8"	47.54
73-207B	Black	100'	1/2"	64.45
73-208B	Black	100'	5/8"	117.19
73-203B5	Black	500'	1/4"	131.51
73-205B5	Black	500'	5/16"	187.98
73-206B5	Black	500'	3/8"	225.35
73-207B5	Black	500'	1/2"	308.89
73-203B1	Black	1000'	1/4"	428.64
73-206B1	Black	1000'	3/8"	428.64

GREEN



- 100'
- 500'
- 1000'

Part #	Color	Length	Nominal O.D.	List Price
73-201G	Green	100'	5/32"	26.87
73-203G	Green	100'	1/4"	28.35
73-204G	Green	100'	1/4"	28.50
73-205G	Green	100'	5/16"	43.25
73-206G	Green	100'	3/8"	47.54
73-207G	Green	100'	1/2"	64.45
73-203G5	Green	500'	1/4"	111.96
73-203G1	Green	1000'	1/4"	218.11

WHITE



- 100'
- 500'

Part #	Color	Length	Nominal O.D.	List Price
73-203W	White	100'	1/4"	27.81
73-206W	White	100'	3/8"	47.54
73-207W	White	100'	1/2"	68.16
73-207W5	White	500'	1/2"	308.89

BLUE



- 100'
- 500'
- 1000'

Part #	Color	Length	Nominal O.D.	List Price
73-200U	Blue	100'	1/8"	23.54
73-201U	Blue	100'	5/32"	26.87
73-203U	Blue	100'	1/4"	27.81
73-204U	Blue	100'	1/4"	28.50
73-205U	Blue	100'	5/16"	43.25
73-206U	Blue	100'	3/8"	49.95
73-207U	Blue	100'	1/2"	64.45
73-203U5	Blue	500'	1/4"	111.96
73-206U5	Blue	500'	3/8"	225.35
73-203U1	Blue	1000'	1/4"	218.11

RED



- 100'
- 500'
- 1000'

Part #	Color	Length	Nominal O.D.	List Price
73-203R	Red	100'	1/4"	27.81
73-205R	Red	100'	5/16"	43.25
73-206R	Red	100'	3/8"	47.54
73-207R	Red	100'	1/2"	62.07
73-203R5	Red	500'	1/4"	123.87
73-206R5	Red	500'	3/8"	225.35
73-203R1	Red	1000'	1/4"	218.11

YELLOW



- 100'

Part #	Color	Length	Nominal O.D.	List Price
73-203Y	Yellow	100'	1/4"	27.81
73-204Y	Yellow	100'	1/4"	28.50
73-205Y	Yellow	100'	5/16"	43.25
73-206Y	Yellow	100'	3/8"	47.54
73-207Y	Yellow	100'	1/2"	64.45

ORANGE



Part #	Color	Length	Nominal O.D.	List Price
73-203O	Orange	100'	1/4"	27.01

NYLON TUBING

NYLON 12 TUBING

Nylon 12 tubing is recognized as an industry standard for applications which require higher working pressures and higher heat and/or chemical resistance. It is ideal for outdoor use applications because of its superior stress crack resistance. Nylon 12 is strong, lightweight and has a very low moisture absorption rate compared to other nylons. By not absorbing moisture, Nylon 12 remains more flexible, which in turn extends it's service life. Nylon 12 tubing can be used with standard push-to-connect fittings and compression fittings for simple installation.

Because of it's semi-rigid properties, a thinner tube wall provides higher flow rates and working pressure.

Features

- Strong
- Lightweight
- Flexible
- Abrasion Resistant
- Heat Resistant
- Chemical Resistant
- Heat/ Light Stabilized
- Black - UV Rated

Specifications

Temperature Range: -60°F to +200°F
Hardness: Rockwell 78 R
Shore D 70
Vacuum Rating: To 28" Hg
Higher Flow Rates & Working Pressure
Tolerances: 1/8'-1/4" +/- .004
3/4"-1/2" +/- .006

Applications

Pneumatic Tools
Pneumatic Piping
Instrumentation
Lube Lines
Coolants
Refrigeration
Chemical Transfer
Vacuum
Process Control
Fuel Lines
Paint Supply Lines
Laboratories

Part #'s shown are for natural. 500' and 1000' reels available on request.



100' LENGTH



BLACK TUBING & MISC.



METRIC LENGTH

100' LENGTH

Part #	Tube O.D.	Tube ID	Tube Wall	Working Pressure	List Price
973-230	1/8"	0.08	.022	420	50.70
973-231	5/32"	0.106	.025	350	66.87
973-232	1/4"	0.18	.035	290	112.50
973-238	1/4"	0.15	.05	800	134.34
973-233	3/8"	0.275	.050	250	242.40
973-234	1/2"	0.375	.062	240	400.33

BLACK TUBING & MISC.

Part #	O.D.	Tube ID	Wall	Working Pressure	List Price
73-230B	1/8	0.08	0.022	420	54.67
73-231B	5/32	0.106	0.025	350	66.84
73-232B	1/4	0.18	0.035	290	112.51
73-238B	1/4	0.15	0.05	800	131.25
73-233B	3/8	0.275	0.05	250	242.40
73-232N5*	1/4	0.18	0.035	290	479.30
73-238U**	1/4	0.15	0.075	800	112.51

• 500' Natural **Blue

*METRIC LENGTH - 100 ft. coils

• available in natural color only

Part #	MM O.D.	MM I.D.	MM Wall	Working Pressure	List Price
973-323	4	2.7	0.65	350	66.84
973-326	6	3.5	1.25	350	111.49
973-325	6	4	1	340	143.88
973-327	8	6	1	250	202.44
973-329	10	8	1	225	234.62
973-332	12	10	1	200	393.30
973-334	14	11	1.5	175	648.36



PVC POLYVINYLCHLORIDE TUBING - NSF61

PVC is suited for general, low-pressure, industrial applications for the conveyance of liquids and solids of suitable granular size. Made from a PVC compound that complies with FDA regulations. Although it is primarily intended for applications where pressure is not essential, it will withstand the pressures shown.

The clear PVC Tubing provides good chemical resistance, is lightweight, flexible and economically priced.

Features

- Lightweight
- Flexible
- Food Grade
- Clear Color/ Blue tint

Specifications

Temperature Range: +25°F to +150°F
Hardness: Shore A 75 PVC
Meets FDA requirements
NSF 61 Certified
USP Class VI rated materials
RoHS Compliant

Applications

Beverage Dispensing
Drain Tubing
Potable Water
Laboratory Tubing
Wine Transfer
Low Pressure Air Line
Distilled Water Transfer
Light Vacuum
Wire Harness
3:1 Burst Pressure

Colors Available: Clear

Package Lengths: 100'

100' LENGTH

Part #	Tube I.D.	Tube O.D.	Tube Wall	Working Pressure	List Price
973-224	1/8 (.125)	1/4 (.25)	1/16 (.032)	50	53.76
973-223	3/16 (.187)	5/16 (.313)	1/16 (.062)	55	41.14
973-215	1/4 (.25)	3/8 (.375)	1/16 (.062)	55	56.56
973-252	5/16 (.312)	7/16 (.438)	1/16 (.062)	50	68.79
973-253	5/16 (.312)	1/2 (.500)	3/32 (.094)	55	93.23
973-216	3/8 (.375)	1/2 (.500)	1/16 (.062)	45	72.85
973-255	3/8 (.375)	5/8 (.625)	1/8 (.125)	55	169.53
973-262	3/8 (.375)	9/16 (.563)	3/32 (.094)	50	147.88
973-217	1/2 (.500)	5/8 (.625)	1/16 (.062)	30	139.64
973-219	3/4 (.750)	1 (1.00)	1/8 (.125)	35	248.89
973-221	1 (1.00)	1-1/4 (1.25)	1/8 (.125)	25	373.97

TUBING ACCESSORIES

MINI-TUBING CUTTER

• Great for tight places



Part #	Size	List Price
990-571	3mm-22mm (1/8"-7/8")	6.38

TUBING CUTTER



Part #	Size	List Price
990-570	1/8"-1-1/8"	12.04

PLASTIC TUBE CUTTER

Range: 1/8" - 3/8" I.D. (3mm-10mm)



Part #	Description	List Price
91-707	Cutter w/Blade	9.77

MOUNTING RACKS



- Route and secure multiple tubing lines
- Mounting versatility
  - Racks can be easily hand separated down to single holders.
  - Thru holes provided (all sizes)
- Standard color is BLACK.

Other colors available on special request.

NOTE: MOUNTING SCREWS NOT PROVIDED

Part #	Tubing OD	Description	Channels	List Price
28-988	1/4	non-adhesive	10	3.91
28-989	1/4	adhesive	10	4.33
28-990	3/8	non-adhesive	7	13.99
28-991	1/2	non-adhesive	5	16.60

ALUMINUM & COPPER TUBING

ALUMINUM TUBING - EASY BEND

Alloy 3003-0 ASTM B-483



Material to ASTM B-483

900 PSI max
3700 Burst PSI

Bend this tubing into the shape you need without special tools or elbow fittings. It is also known as Alloy 3003. Tubing has seamless construction, which provides a smooth interior and allows it to be flared without splitting. Use with water, air, alcohol and oil. Tubing meets ASTM B483 and has a soft (annealed) temper. OD tolerance is ±0.004"

ALUMINUM VERSATUBE 50' COILS

Part #	O.D.	Wall Thick	ID	Max PSI @ 100°F	Case	50' Coils
972-190	1/8	.025	.075"	2,300	10 coils	45.11
972-191	3/16	.028	.132"	1,600	10 coils	57.93
972-192	1/4	.032	.186"	1,400	10 coils	53.39
972-193	5/16	.035	.243"	1,200	10 coils	75.14
972-194	3/8	.035	.305"	1,000	10 coils	81.54
972-195	1/2	.035	.43"	740	10 coils	121.70

COPPER TUBING - REFRIGERATION TUBING

ASTMB280



- Temp range: 32° to 400°F
- Bend with a bending tool
- Use with copper solder-connect fittings

This copper Alloy 122 tube comes cleaned and capped to prevent moisture and dirt from contaminating the inside. It's often called refrigeration and air conditioning tubing. Use with water, natural gas, oil and R22 refrigerant. Tubing meets ASTM B280. It has seamless construction, which provides a smooth interior. Tubing has a soft (annealed) temper.

REFRIGERATION COPPER TUBE 50' COILS

Part #	Tube Size	OD	Wall	ID	Max PSI @ 100°F	Weight per 50' Coil	50' Coils
972-180	-	1/8	.030	.065"	3,000	1.74	POR
972-181	-	3/16	.030	.128"	1,900	2.88	POR
972-182	1/8	1/4	.030	.19"	1,400	4..02	POR
972-183	-	5/16	.032	.248"	1,100	5.45	POR
972-184	1/4	3/8	.032	.311"	980	6.70	POR
972-185	3/8	1/2	.032	.436"	720	9.10	POR
972-186	1/2	5/8	.035	.555"	610	12.55	POR
972-187	5/8	3/4	.035	.68'	510	15.25	POR

COPPER TUBING - DRINKING WATER

For residential water lines



- Temp range: 32° to 180°F
- Bend with a bending tool
- Use with copper solder-connect fittings

NSF 61 certified for drinking (potable) water, this copper Alloy 122 tubing is also called type L. Tubing meets ASTM B88. It has seamless construction, which porovides a smooth interior. Coils - Have a soft (annealed) temper.

• Water service • Natural, liquified and petroleum gases • Fire protection • Solar • Fuel/ Fuel oil • HVAC • Snow melting - Air Brake

TYPE L SOFT COPPER TUBING 60' COILS

Part #	TUBE SIZE	OD	WALL	ID	Max PSI @ 100°F	Weight per 60' Coil	60' Coils
972-171	1/4	3/8"	.03"	.315"	910	7.56	POR
972-172	3/8	1/2	.035"	.43"	770	11.88	POR
972-173	1/2	5/8"	.04"	.545"	720	17.10	POR

HIGH PRESSURE SPRAYERS

NEW



STRAIGHT THROUGH QDS

NEW



FITTINGS AND SWIVELS

NEW



NOZZLES

NEW



SPRAY GUNS AND WANDS

NEW



QUICK DISCONNECT NOZZLE

0-degree red tip nozzle, 15-degree yellow tip nozzle, 25-degree green tip nozzle, 40-degree white tip nozzle, and 65-degree black tip detergent nozzle. All nozzles are 4000 PSI and stainless steel, except for detergent nozzle, which is 600 PSI and brass. Nozzles attach with ¼" quick disconnect plug.



Part #	Degree of Spray	Size of Opening	List Price
DX250030	0	3.0	4.20
DX251530	15	3.0	4.20
DX252530	25	3.0	4.20
DX254030	40	3.0	4.20
DX250040	0	4.0	4.20
DX251540	15	4.0	4.20
DX252540	25	4.0	4.20
DX254040	40	4.0	4.20
DX250050	0	5.0	4.20
DX251550	15	5.0	4.20
DX252550	25	5.0	4.20
DX254050	40	5.0	4.20
DX250060	0	6.0	4.20
DX251560	15	6.0	4.20
DX252560	25	6.0	4.20
DX254060	40	6.0	4.20
DX256500	65		4.20

MEG NOZZLE

Available in 0-degree nozzle, 15-degree nozzle, 25-degree nozzle, or 40-degree nozzle. Nozzle sizes 3.0, 4.0, 5.0, 6.0 or 7.0. All nozzles are 7250 PSI, stainless steel and ¼" male pipe thread.



Part #	Degree of Spray	Size of Opening	List Price
DX140030MG	0	3.0	3.33
DX141530MG	15	3.0	3.33
DX142530MG	25	3.0	3.33
DX144030MG	40	3.0	3.33
DX140040MG	0	4.0	3.33
DX141540MG	15	4.0	3.33
DX142540MG	25	4.0	3.33
DX144040MG	40	4.0	3.33
DX140050MG	0	5.0	3.33
DX141550MG	15	5.0	3.33
DX142550MG	25	5.0	3.33
DX144050MG	40	5.0	3.33
DX140060MG	0	6.0	3.33
DX141560MG	15	6.0	3.33
DX142560MG	25	6.0	3.33
DX144060MG	40	6.0	3.33
DX140070MG	0	7.0	3.33
DX141570MG	15	7.0	3.33
DX142570MG	25	7.0	3.33
DX144070MG	40	7.0	3.33

5-PIECE KIT

Part #	Size	List Price
DX259520	2.0	19.08
DX259530	3.0	19.08
DX259540	4.0	19.08
DX259550	5.0	19.08
DX259560	6.0	19.08
DX259570	7.0	19.08



RUBBER-TIP TURBO NOZZLE

Rubber tip, rotating turbo nozzle, ¼" NPT with steel male quick disconnect plug adaptor



Part #	PSI	Size of Opening	List Price
DX722530	2500	3.0	86.25
DX722540	2500	4.0	86.25
DX722550	2500	5.0	86.25
DX722560	2500	6.0	86.25
DX723230	3200	3.0	86.55
DX723240	3200	4.0	86.55
DX723250	3200	5.0	86.55
DX723260	3200	6.0	86.55
DX724030	4000	3.0	94.45
DX724040	4000	4.0	94.45
DX724050	4000	5.0	94.45
DX724060	4000	6.0	94.45
DX725030	5000	3.0	95.55
DX725040	5000	4.0	95.55
DX725050	5000	5.0	95.55
DX725060	5000	6.0	95.55

STAINLESS STEEL LIVE SWIVEL

MxF straight through live swivel, NBR or Viton seal, 416 SS, 10.6 gpm, 180F max, 3500 PSI



Part #	Seal	Size	List Price
DX60021	NBR	1/4"	39.27
DX60022	NBR	3/8"	40.78
DX60023	NBR	1/2"	51.33
DX60021V	Viton	1/4"	39.27
DX60022V	Viton	3/8"	40.78
DX60023V	Viton	1/2"	51.33

THERMAL RELIEF VALVE

140F Thermal Relief Valve, Brass, 300 PSI



Part #	Size	List Price
DX35TR25	¼"	10.32
DX35TR38	3/8"	10.25

90° BOOM SWIVEL



Part #	Size	List Price
DX60092	3/8"	61.90

CHROMED STEEL WAND

1/4" MNPT x 1/4" Extension Wands, 10.5 GPM, 300F



Part #	Size	Grip	List Price
DX4324	24"	No Grip	8.40
DX4336	36"	No Grip	11.70
DX4424	24"	Molded Grip	14.20
DX4436	36"	Molded Grip	16.80
DX4524VG	24"	Vented Grip	20.40
DX4536VG	36"	Vented Grip	24.20

SPRAY GUN

Rear entry spray gun, 4000 PSI, 7 GPM, 212F max



Part #	Pressure	Flow	Temperature	List Price
DX5090	4000	7	212	46.65
DX5022	4000	6.6	300	46.50
DX5005	5075	10.5	300	52.05

WEEPING SPRAY GUN

Rear entry spray gun, weeping, 5000 PSI, 10.5 GPM, 300F

Weep style spray guns allow for a continuous flow of water by way of a small hole in the bottom of the gun that produces a slight leak, or a weeping effect. This helps prevent lines freezing in cold weather or scalding water temperatures in hot weather that could damage the pumps.



Part #	List Price
DX5006	58.15

SPRAY GUN WITH EXTENSION

Rear entry spray gun with 12” extension, 4000psi, 7gpm, 300F max



Part #	List Price
DX5190	53.95

SPRAY GUN WITH EXTENSION

Rrear entry spray gun with 12” extension, 5075psi, 10.5gpm, 300F max



Part #	List Price
DX5197	64.65

STRAIGHT THROUGH STYLE

- Brass couplers have brass bodies and brass valves, 8 steel locking balls, Buna-N seal, and stainless steel springs
- Stainless steel couplers have stainless steel bodies, 8 stainless steel locking balls, Buna-N seal, and stainless steel springs
- Plugs are steel with green blue zinc plating or stainless steel
- Straight through design means there is no positive shut-off after disconnect
- Fully interchangeable with Parker, Hansen, Foster and Adams
- Use with liquids, hydraulic service, compressed air, gases, water and vacuum
- Ideal for applications such as high pressure water, steam washers, and carpet cleaners
- Max. Temp. 212°F for Couplers/ 300°F for Plugs • Max Flow: 10.5 GPM

NEW

MALE BRASS COUPLERS



Part #	Body Size	Thread Size	PSI	List Price
86-030	1/4	1/4	4000	6.78
86-031	3/8	3/8	4000	8.40
86-032	1/2	1/2	4000	12.75

MALE STEEL PLUGS



Part #	Body Size	Thread Size	PSI	List Price
86-040	1/4	1/4	4000	1.71
86-041	3/8	3/8	4000	1.94
86-042	1/2	1/2	4000	2.41

FEMALE BRASS COUPLERS



Part #	Body Size	Thread Size	PSI	List Price
86-035	1/4	1/4	4000	6.78
86-036	3/8	3/8	4000	8.40
86-037	1/2	1/2	4000	13.14

FEMALE STEEL PLUGS



Part #	Body Size	Thread Size	PSI	List Price
86-045	1/4	1/4	4000	1.94
86-046	3/8	3/8	4000	2.05
86-047	1/2	1/2	4000	2.86

MALE STAINLESS STEEL COUPLERS

NEW



Part #	Body Size	Thread Size	PSI	List Price
86-030SS	1/4	1/4	6000	13.49
86-031SS	3/8	3/8	6000	17.39

MALE STAINLESS STEEL PLUGS

NEW



Part #	Body Size	Thread Size	PSI	List Price
86-040SS	1/4	1/4	6000	4.52
86-041SS	3/8	3/8	6000	10.69

FEMALE STAINLESS STEEL COUPLERS



Part #	Body Size	Thread Size	PSI	List Price
86-035SS	1/4	1/4	6000	12.49
86-036SS	3/8	3/8	6000	16.09

FEMALE STAINLESS STEEL PLUGS



Part #	Body Size	Thread Size	PSI	List Price
86-045SS	1/4	1/4	6000	5.02
86-046SS	3/8	3/8	6000	6.56

COUPLERS/ KNOBS

NEW

MOLDED GRIP MALE BRASS COUPLER



Part #	Thread Size	Thread Size	PSI	List Price
86-030RG	1/4	1/4	4000	8.09
86-031RG	3/8	3/8	4000	11.51

MOLDED GRIP FEMALE BRASS COUPLER



Part #	Thread Size	Plug	PSI	List Price
86-035RG	1/4	1/4	4000	6.78
86-036RG	3/8	3/8	4000	9.63

M22 SCREW TYPE X MNPT



Part #	Thread Size	Male	PSI	List Price
86-001	M22	1/4	4000	7.50
86-002	M22	3/8	4000	4.66

M22 SCREW TYPE X FNPT



Part #	Thread Size	Female Size	PSI	List Price
86-005	M22	1/4	4000	4.85
86-006	M22	3/8	4000	4.85

INSULATED KNOB

M22 INSULATED KNOB X MNPT



Part #	Thread Size	Male Size	PSI	List Price
86-012	M22	1/4	4000	8.78
86-013	M22	3/8	4000	11.00

M22 INSULATED KNOB X FNPT



Part #	Thread Size	Female Size	PSI	List Price
86-017	M22	1/4	4000	6.35
86-018	M22	3/8	4000	8.82

M22 X M22 FNPT



Part #	Thread Size	Thread Size	PSI	List Price
86-022	M22	M22	4000	17.61

M22 INSULATED KNOB X QC PLUG



Part #	Thread Size	Plug	PSI	List Price
86-020	M22	3/8	4000	13.05

PNEUMATICS



1/4" 3/8" 1/2" INDUSTRIAL INTERCHANGE | 1/4" ARO | 1/4" AUTO | 3/8" AUTO | 1/4" LINCOLN | 1/4" STRAIGHT THRU | 3/8" STRAIGHT THRU

QUICK DISCONNECTS



- Universal
- ARO 210
- Lincoln
- Industrial
- Automotive
- ST Series - High Flow

BREATHER VENTS, MUFFLERS



- Mufflers
- Snubbers
- In-line filters
- Breather vents
- Control valves
- Manifolds

PNEUMATIC ACCESSORIES



- Kits NEW
- Tire gauge
- Tank and vent valves
- Blow guns
- Air chucks
- Inflators

GAUGES



- Liquid filled & Dry
- Lower mount & center mount
- Water test
- Syphons

INDUSTRIAL INTERCHANGE

• Couplers are brass or plated steel body with brass or steel valves, 6 steel locking balls, NBR seal and stainless steel springs 6 Steel locking balls (1/2" body size has 8 steel locking balls)
• Plugs are brass or steel with green blue zinc plating
• Industry standard design for compressed air, water, grease, paint, limited vacuum and limited gases
• Manual retract for connecting and disconnecting
• Maximum working pressure is 250 PSI

BRASS FEMALE COUPLER



Part#	Body Size	Thread Size	List Price
28-540	1/4"	1/4"	7.23
28-541	1/4"	3/8"	7.80

BRASS MALE COUPLER



Part#	Body Size	Thread Size	List Price
28-552	1/4"	1/4"	7.16
28-553	1/4"	3/8"	7.69

STEEL FEMALE COUPLER



Part#	Body Size	Thread Size	List Price
28-540S	1/4"	1/4"	5.34
28-541S	1/4"	3/8"	6.01
98-810	3/8"	1/4"	12.01
98-811	3/8"	3/8"	11.47
98-812	3/8"	1/2"	13.41
99-812	1/2"	1/2"	16.68
99-813	1/2"	3/4"	21.71

STEEL MALE COUPLER



Part#	Body Size	Thread Size	List Price
28-552S	1/4"	1/4"	5.46
28-553S	1/4"	3/8"	5.78
98-823	3/8"	1/4"	10.82
98-824	3/8"	3/8"	12.88
98-825	3/8"	1/2"	16.17
99-825	1/2"	1/2"	15.84
99-826	1/2"	3/4"	22.92

BRASS HOSE ID COUPLER



Part#	Body Size	Barb Size	List Price
28-562	1/4"	1/4"	9.36
28-564	1/4"	3/8"	9.42

STEEL HOSE ID COUPLER



Part#	Body Size	Barb Size	List Price
28-562S	1/4"	1/4"	5.51
28-564S	1/4"	3/8"	6.04
98-840	3/8"	1/4"	15.17
98-841	3/8"	3/8"	15.36
99-841	1/2"	3/8"	21.63
99-843	1/2"	1/2"	18.90

BRASS PUSH-ON HOSE COUPLER



Part#	Body Size	Barb Size	List Price
28-565	1/4"	1/4"	10.51
28-566	1/4"	3/8"	11.40

STEEL PUSH-ON HOSE COUPLER



Part#	Body Size	Barb Size	List Price
28-565S	1/4"	1/4"	6.01
28-566S	1/4"	3/8"	6.55
98-842	3/8"	3/8"	15.66

STEEL MALE PLUG



Part#	Body Size	Thread Size	List Price
28-545	1/4"	1/8"	1.79
28-546	1/4"	1/4"	1.49
28-547	1/4"	3/8"	2.51
98-814	3/8"	1/4"	2.79
98-815	3/8"	3/8"	3.11
99-816	1/2"	1/2"	4.26
99-817	1/2"	3/4"	7.83

STEEL FEMALE PLUG



Part#	Body Size	Thread Size	List Price
28-533	1/4"	1/8"	1.48
28-534	1/4"	1/4"	1.33
28-535	1/4"	3/8"	2.54
98-801	3/8"	1/4"	2.01
98-802	3/8"	3/8"	2.61
99-803	1/2"	1/2"	5.31
99-804	1/2"	3/4"	9.36

BRASS MALE PLUG



Part#	Body Size	Thread Size	List Price
28-546B	1/4"	1/4"	1.82

BRASS FEMALE PLUG



Part#	Body Size	Thread Size	List Price
28-534B	1/4"	1/4"	2.03

STEEL HOSE ID PLUG



Part#	Body Size	Barb Size	List Price
28-557	1/4"	1/4"	1.43
28-559	1/4"	3/8"	1.83
98-828	3/8"	3/8"	4.15
99-828	1/2"	3/8"	5.55
99-830	1/2"	1/2"	5.10

STEEL PUSH-ON HOSE PLUG



Part#	Body Size	Barb Size	List Price
28-558	1/4"	1/4"	1.87
28-561	1/4"	3/8"	2.06
98-830	3/8"	3/8"	4.37

STEEL SWIVEL MALE PLUG



Part#	Body Size	Thread Size	List Price
320-065	1/4"	1/4"	11.04

UNIVERSAL SERIES COUPLERS

• Automatic Coupler means flow will cut off automatically at time of disconnect
• Brass Couplers have brass body and brass sleeve with brass valve, 6 steel locking balls, NBR seal and 6 stainless steel springs.
• Stainless Steel Couplers have stainless steel body and stainless steel sleeve with stainless steel valve, 6 steel locking balls, FKM seal, and stainless steel springs
• Coupler compatible with ARC 210, Parker Interchange and Industrial Interchange plugs
• Maximum working pressure is 250 PSI

BRASS MALE COUPLER



Part#	Body Size	Thread Size	List Price
28-579	1/4"	1/4"	10.61
28-589	1/4"	3/8"	10.16

BRASS FEMALE COUPLER



Part#	Body Size	Thread Size	List Price
28-560	1/4"	1/4"	13.54

BRASS HOSE ID COUPLER



Part#	Body Size	Barb Size	List Price
28-690	1/4"	1/4"	12.25
28-691	1/4"	3/8"	11.52

STAINLESS STEEL MALE COUPLER



Part#	Body Size	Thread Size	List Price
28-579SS	1/4"	1/4"	186.11

STAINLESS STEEL FEMALE COUPLER



Part#	Body Size	Thread Size	List Price
28-560SS	1/4"	1/4"	186.11

STAINLESS STEEL INDUSTRIAL MALE PLUG



Part#	Body Size	Thread Size	List Price
28-546SS	1/4"	1/4"	36.26

STAINLESS STEEL INDUSTRIAL FEMALE PLUG



Part#	Body Size	Thread Size	List Price
28-534SS	1/4"	1/4"	36.26

ARO 210 INTERCHANGE

- Couplers have brass bodies and brass valves, 6 steel locking balls, NBR seal, and stainless steel springs
- Plugs are steel with green blue zinc plating
- Couplers have a full opening tubular valve for maximum flow and a built-in sleeve guard to minimize accidental disconnect
- Maximum working pressure is 250 PSI

MALE COUPLER



Part#	Body Size	Thread Size	List Price
28-592	1/4"	1/8"	23.37
28-593	1/4"	1/4"	9.89
28-594	1/4"	3/8"	14.32

MALE PLUG



Part#	Body Size	Thread Size	List Price
28-586	1/4"	1/8"	4.07
28-587	1/4"	1/4"	1.83

FEMALE COUPLER



Part#	Body Size	Thread Size	List Price
28-583	1/4"	1/8"	19.46
28-584	1/4"	1/4"	9.00
28-585	1/4"	3/8"	28.00

FEMALE PLUG



Part#	Body Size	Thread Size	List Price
28-578	1/4"	1/4"	2.14

HOSE ID COUPLER



Part#	Body Size	Barb Size	List Price
28-601	1/4"	1/4"	10.01
28-603	1/4"	3/8"	14.13

HOSE ID PLUG



Part#	Body Size	Barb Size	List Price
28-595	1/4"	1/4"	4.39
28-597	1/4"	3/8"	7.83

AUTOMOTIVE/ PARKER INTERCHANGE (Tru-Flate)

- Brass couplers are brass bodies with brass valves, 6 steel locking balls, NBR seal, and stainless steel springs. Steel couplers are steel bodies with steel valves, 6 stainless steel locking balls, NBR seal, and stainless steel springs.
- Plugs are brass or steel with green blue zinc plating
- Unique design has been field proven as a long-lasting, high performance coupling especially when used with pneumatic tools
- Maximum working pressure is 300 PSI

BRASS MALE COUPLER



Part#	Body Size	Thread Size	List Price
28-515	1/4"	1/8"	20.71
28-516	1/4"	1/4"	7.83
28-517	1/4"	3/8"	19.11

BRASS FEMALE COUPLER



Part#	Body Size	Thread Size	List Price
28-507	1/4"	1/4"	7.88
28-508	1/4"	3/8"	17.54

STEEL MALE COUPLER



Part#	Body Size	Thread Size	List Price
28-516S	1/4"	1/4"	5.11
28-514S	3/8"	1/4"	7.70
28-519S	3/8"	3/8"	8.12

STEEL FEMALE COUPLER



Part#	Body Size	Thread Size	List Price
28-507S	1/4"	1/4"	5.11
28-525S	3/8"	1/4"	7.70
28-526S	3/8"	3/8"	8.12

BRASS MALE PLUG



Part#	Body Size	Thread Size	List Price
28-510B	1/4"	1/4"	1.82

BRASS FEMALE PLUG



Part#	Body Size	Thread Size	List Price
28-501B	1/4"	1/4"	2.03

STEEL MALE PLUG



Part#	Body Size	Thread Size	List Price
28-509	1/4"	1/8"	1.93
28-510	1/4"	1/4"	1.43
28-511	1/4"	3/8"	2.74
28-512	3/8"	1/4"	2.01
28-513	3/8"	3/8"	2.15

STEEL FEMALE PLUG



Part#	Body Size	Thread Size	List Price
28-500	1/4"	1/8"	5.70
28-501	1/4"	1/4"	1.61
28-502	1/4"	3/8"	2.65
28-503	3/8"	1/4"	1.76
28-504	3/8"	3/8"	2.17

HOSE ID COUPLER



Part#	Body Size	Barb Size	List Price
28-528	1/4"	1/4"	23.34
28-530	1/4"	3/8"	24.30
28-536	3/8"	1/4"	10.08
28-538	3/8"	3/8"	10.08

HOSE ID PLUG



Part#	Body Size	Barb Size	List Price
28-518	1/4"	1/4"	2.46
28-520	1/4"	3/8"	8.31
28-523	3/8"	1/4"	1.68
28-524	3/8"	3/8"	1.75

PUSH-ON HOSE COUPLER



Part#	Body Size	Barb Size	List Price
28-531	1/4"	1/4"	24.90
28-532	1/4"	3/8"	23.33

PUSH-ON HOSE PLUG



Part#	Body Size	Barb Size	List Price
28-521	1/4"	1/4"	14.24
28-522	1/4"	3/8"	14.35

LINCOLN INTERCHANGE

- Couplers have brass bodies with steel sleeves, Acetal valves, 6 steel locking balls, Nitrile seal and stainless steel springs
- Plugs are steel with green blue zinc plating
- Manual style
- Unique design includes long nose and short ball groove
- Maximum working pressure is 250 PSI

MALE COUPLER



Part#	Body Size	Thread Size	List Price
28-683	1/4"	1/4"	36.90

STEEL MALE PLUG



Part#	Body Size	Thread Size	List Price
28-685	1/4"	1/8"	5.97
28-686	1/4"	1/4"	5.62

FEMALE COUPLER



Part#	Body Size	Thread Size	List Price
28-684	1/4"	1/4"	31.71

STEEL FEMALE PLUG



Part#	Body Size	Thread Size	List Price
28-687	1/4"	1/4"	5.27

ST SERIES...HIGH FLOW

SPECIFICATIONS

Brass - Coupler & Steel Plug

Temperature Range	-40° to 250°	
Rated Pressure	4650	2350

- Non-valved couplings for applications where maximum flow is required. Ideal for applications such as high pressure water and steam washers, carpet cleaners and mold coolant lines. They are often used in food processing, on fluid and dye transfer lines.
- Standard seals are Buna-N (Nitrile).

MALE PIPE COUPLER

BRASS



Part #	Body & Thread Size	List Price
28-667	1/8"	20.63
28-665	1/4"	16.12
28-666	3/8"	16.91
28-668	1/2"	24.80
28-669	3/4"	50.80
28-670	1"	79.14

FEMALE PIPE COUPLER

BRASS



Part #	Body & Thread Size	List Price
28-671	1/8"	13.33
28-651	1/4"	14.68
28-652	3/8"	15.87
28-672	1/2"	24.16
28-673	3/4"	44.90

MALE PLUG

STEEL



Part #	Size	List Price
28-675	1/8"	8.88
28-639	1/4"	6.88
28-640	3/8"	5.24
28-676	1/2"	5.97
28-677	3/4"	18.26

FEMALE PLUG

STEEL



Part #	Size	List Price
28-688	1/8"	5.71
28-619	1/4"	6.93
28-620	3/8"	5.84
28-679	1/2"	9.00
28-680	3/4"	17.32
28-681	1"	46.18

MOLD COOLANT-LINE QUICK COUPLERS

OPERATING PRESSURE:
200 PSIG (14.06 Kg/sq. cm)
Standard Seal:
SILICONE: -90°F to 400°F (-68°C to + 205°C)

- Our coolant couplers are engineered for optimum speed and performance in connecting coolant lines to molds used for thermoplastic, thermosetting, blow molding, diecasting and on other types of tooling and equipment utilizing a constant fluid flow pumped through cooling channels.



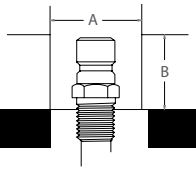



MALE PLUG (BRASS)

1/4" BASIC SIZE

Part #	Size	A	B	List Price
29-900	1/8"	0.69	0.69	3.16
29-901	1/4"	0.84	0.94	3.78
29-902	3/8"	1.00	0.97	3.35

3/8" BASIC SIZE

Part #	Size	A	B	List Price
29-906	1/4"	1.00	0.94	5.07
29-907	3/8"	1.00	1.13	4.92
29-908	1/2"	1.81	1.25	8.36

1/2" BASIC SIZE

Part #	Size	A	B	List Price
29-911	1/2"	1.25	1.50	9.89
29-912	3/4"	1.50	1.56	15.21

FEMALE PLUG (STEEL)

1/4" BASIC SIZE

Part #	Size	List Price
29-903	1/8"	3.26
29-904	1/4"	3.41
29-905	3/8"	5.12

3/8" BASIC SIZE

Part #	Size	List Price
29-909	1/4"	4.25
29-910	3/8"	5.74

1/2" BASIC SIZE

Part #	Size	List Price
29-913	1/2"	13.72
29-914	3/4"	25.40

MINI TYPE QUICK DISCONNECTS

MALE COUPLER



Part #	Size	List Price
28-605	1/8"	7.55

FEMALE PLUG



Part #	Size	List Price
28-608	1/8"	2.02

BRASS MUFFLERS

Materials:
Body: Brass
Element: Sintered Bronze
Max Operating Pressure: 300PSI
Temperature: 35° to 300°F
• Application: Designed to diffuse Air & Muffler noise to acceptable levels within OSHA noise requirements.
• Used on exhaust ports, valves, cylinders and air tools.
• Construction: Porous sintered bronze 40 micron filter element secured to a brass body



Part #	Size	List Price
300-020	10/32"	2.57
300-021	1/8"	2.54
300-022	1/4"	4.02
300-023	3/8"	5.39
300-024	1/2"	7.83
300-026	3/4"	15.95
300-028	1"	43.95

40 Micron element

STAINLESS MUFFLERS

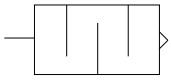



Materials:
Body: 303 Grade Stainless Steel
Element: 316 Grade Stainless Steel
Max Operating Pressure: 300PSI
Temperature: 35° to 392°F

Part #	Size	List Price
300-031	10/32"	18.15
300-032	1/8"	21.23
300-033	1/4"	19.44
300-034	3/8"	22.04
300-035	1/2"	32.80
300-036	3/4"	91.67
300-037	1"	121.02

BRASS BREATHER VENT



Materials:
Body: Brass
Element: Sintered Bronze
Max Operating Pressure: 150PSI
Temperature: 35° to 300°F
• Application: Prevents Dirt and Foreign Particles from Entering Ports Open to Atmosphere. Typically used on Acting Cylinders
• Additional Use is Vacuum Relief or Pressure Equalization on Storage Vessels or Tanks
• Construction: Porous Sintered Bronzed 40 Micron Filter Element Secured to a brass body

Part #	Size	List Price
300-000	10-32"	3.72
300-001	1/8"	2.41
300-002	1/4"	3.55
300-003	3/8"	4.38
300-004	1/2"	5.87
300-006	3/4"	16.36
300-008	1"	31.63

40 Micron element

STAINLESS BREATHER VENT

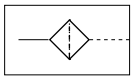



Materials:
Body: 303 Grade Stainless Steel
Element:316 Grade Stainless Steel
Max Operating Pressure: 150PSI
Temperature: 35° to 390°F

Part #	Size	List Price
300-014	1/8"	11.73
300-015	1/4"	16.46
300-017	3/8"	24.82
300-018	1/2"	29.72
300-019	3/4"	77.01
300-007	1"	108.98

PRESSURE SNUBBER

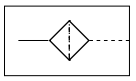



Materials:
Body: Brass
Element: Sintered Bronze
Max Operating Pressure: 9000PSI
Temperature: 35° to 300°F
• Applications: Protect pressure instruments from sudden pressure surges and fluctuations providing more accurate gauge readings
• Construction: Solid brass housing with porous bronze element
• Can be used for mini in-line filters
• 5 different porosity elements per package, allows each user to adjust snubbing capacity for the specific application

Part #	Size	Porosity	List Price
28-354	1/4"	40 um	19.17
28-353	1/4"	30 um	16.24
28-352	1/4"	25 um	14.95
28-351	1/4"	20 um	16.24
28-350	1/4"	10 um	16.24

Recommended Element Porosity Rating		
Rating	Color	Recommended Application
40 um	None	Viscous Fluids (over 500 ssu)
30 um	Black	Med. Type Oils (225 to 500 ssu)
25 um	Brown	Water & LT. Oils (30 to 25 ssu)
20 um	Green	Low Viscosity Fluids Fluids (under 30 ssu)
10 um	Red	Air and Other Gases
5 um	Purple	

SPEED CONTROL VALVE

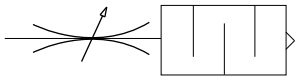



Materials:
Body: Brass
Element: 40 Micron Sintered Bronze
Max Operating Pressure: 300PSI
Temperature: 35° to 300°F
• Application: Provide infinite variation of metering air flow at acceptable sound levels on air valve exhaust ports with complete safety
• The speed of an operating cylinder or air tool may be increased or decreased with the adjusting screw, the final position is locked in place by a lock nut
• Objectionable exhaust air noise is eliminated by the surrounding sleeve - 40 µm sintered bronze
• Brass Body
• Max operating pressure: 300PSI
• Operating temperature: 35° F to 300° F

Part #	Size	List Price
940-800	1/8"	9.04
940-801	1/4"	10.63
940-803	3/8"	15.05
940-804	1/2"	19.38
940-805	3/4"	35.77
940-806	1"	58.11

VALVES/ MUFFLERS/ FILTERS

STAINLESS SPEED CONTROL VALVE



70 Micron filter element

Materials:
Body: 303 Grade Stainless Steel
Element: 316 Grade Stainless Steel
Max Operating Pressure: 300PSI
Temperature: 35° to 392°F

Part #	Size	List Price
940-810	1/8"	53.15
940-811	1/4"	64.89
940-812	3/8"	63.87
940-813	1/2"	83.61
940-814	3/4"	119.96
940-815	1"	163.23

MUFFLER W/ FLOW ADJUSTMENT

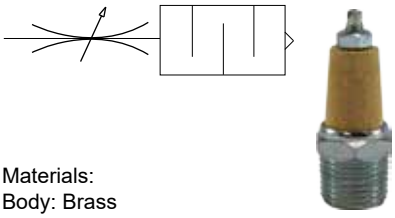

Materials:
Body: Brass
Element: Sintered Bronze
Max Operating Pressure: 300PSI
Temperature: 35° to 300°F

Part #	Size	List Price
28-379	1/8"	8.38
28-380	1/4"	10.00
28-381	3/8"	16.21
28-382	1/2"	15.58

HIGH FLOW ALUMINUM MUFFLER

• hole pattern

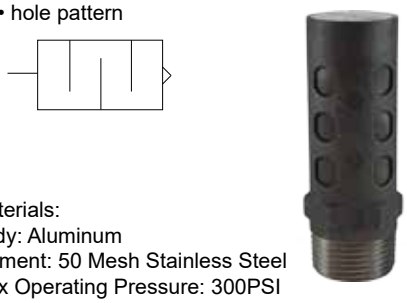

Materials:
Body: Aluminum
Element: 50 Mesh Stainless Steel
Max Operating Pressure: 300PSI
Temperature: 35° to 160°F

Part #	Size	List Price
940-822	1/8"	15.00
940-823	1/4"	6.92
940-824	3/8"	9.36
940-825	1/2"	10.98
940-826	3/4"	19.02
940-827	1"	22.40

HIGH FLOW STEEL MUFFLER

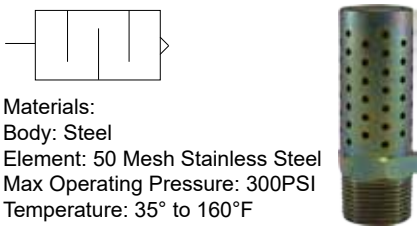

Materials:
Body: Steel
Element: 50 Mesh Stainless Steel
Max Operating Pressure: 300PSI
Temperature: 35° to 160°F

Part #	Size	List Price
28-373	1/8"	9.10
28-374	1/4"	8.25
28-375	3/8"	11.30
28-376	1/2"	13.41
28-377	3/4"	23.51
28-378	1"	26.09

ALUMINUM HIGH FLOW MUFFLER

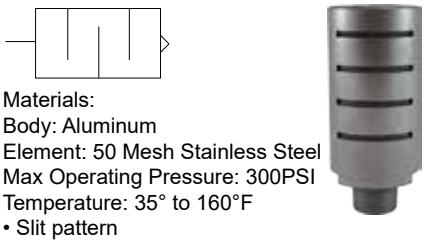

Materials:
Body: Aluminum
Element: 50 Mesh Stainless Steel
Max Operating Pressure: 300PSI
Temperature: 35° to 160°F
• Slit pattern
• Application: Used exhaust ports of Pneumatic valves or manifolds to reduce work area noise
• Construction: Aluminum body, 50 mesh self cleaning stainless steel screen corrosion resistant aluminum shell
• High flow & minimal back pressure

Part #	Size	List Price
28-367	1/8"	22.46
28-368	1/4"	20.43
28-369	3/8"	29.11
28-370	1/2"	26.75
28-371	3/4"	55.14
28-372	1"	57.02

PLASTIC HIGH FLOW MUFFLER



Materials:
Body: Black Nylon
Element:50 Mesh Stainless Steel
Max Operating Pressure: 150PSI
Temperature: 35° to 120°F

Part #	Size	List Price
28-363	1/8"	7.23
28-364	1/4"	7.94
28-365	3/8"	16.53
28-366	1/2"	16.53

NIPPLE INLINE FILTER



Materials:
Body: Brass
Element: 40 Micron Sintered Bronze
Max Operating Pressure: 300PSI
Temperature: 35° to 300°F

Part #	Size	List Price
940-845	1/8"	15.59
940-846	1/4"	14.89
940-847	3/8"	21.18
940-848	1/2"	20.38

REPAIRABLE AIR/ OIL INLINE FILTER



Materials:
Body: Anodized Aluminum
Element: 40 Micron Sintered Bronze
Max Operating Pressure: 300PSI
Temperature: 35° to 200°F
• Application: Protect small air tools i.e. impact wrench grinders, screwdrivers and low pressure hydraulic applications
• Construction: All anodized, lightweight aluminum housing
• Can be installed directly before the air tool
• Features cleanable or replaceable 40 micron filter element

Part #	Size	List Price
940-840	1/8"	24.15
940-841	1/4"	21.96
940-842	3/8"	32.27
940-843	1/2"	75.43
940-844	3/4"	79.43

I have never let my schooling interfere with my education.

– Mark Twain

AIR REGULATOR

- Rated for Inlet Pressrue up to 140PSI(10bar).
- Ambient and Fluid Tempreature:5~60°C(41~140°F)
- Port Threads:NPT
- Flow Capacity:See Below,at 0.7Mpa Inlet Pressure and set at 0.5Mpa.
- Assembly Bracket is included.



Part #	Size	Gauge Port	Regulating Range	List Price
AR2	1/4"	1/8	0.05~0.85Mpa(0.5~8.5kgf/cm2)(7.25psi~123psi)	20.80

MANIFOLDS

Materials:
Aluminum with black anodizing for corrosion resistance.
Specifications:
Max Operating Pressure: 1000PSI
Temperature: -10° to 200°F
Media: Air and liquids compatible with materials of construction.
• Ports column = # of ports in top of manifold



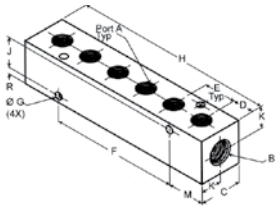

THREADED PORTS

Part #	Ports	List Price	A - out NPT	B - in NPT	C	D	E	F	G	H	J	K	M	R
28-450	4	19.27	1/8"	1/4"	1.00	0.50	0.75	1.5	0.17	3.25	0.70	0.50	0.88	0.15
28-452	6	75.04						3.00		4.75				
28-456	10	25.96						6.00		7.75				
28-458	3	19.13						0.88		3.00				
28-459	4	20.52						1.75		3.88				
28-460	5	22.08						2.63		4.75				
28-464	9	27.37						6.13		8.25				
28-465	10	28.29						7.00		9.13				
28-467	3	28.92	3/8"	3/8"	1.25	1.00	1.13	1.13	0.20	4.25	0.89	0.63	1.56	0.18
28-468	4	30.48						2.25		5.38				
28-469	5	31.87						3.38		6.50				
28-470	6	82.44						4.50		7.63				

3 IN 1 ALUMINUM AIR MANIFOLD

No need to connect and disconnect every time you want to change tools. Supply 3 air tools from one outlet. These manifolds have one inlet with three 1/4 outlets.



Part #	Size	List Price
320-120	1/4" Inlet	10.94
320-121	3/8" Inlet	28.00
320-122	1/2" Inlet	43.96

three 1/4" Outlets

ASME CODED SAFETY VALVES

• Valves are manufactured to ASME standards and certified by the national board of boiler and pressure vessel inspectors.
• Bubble tight to 10% of set pop-off pressure.
• ASME safety valves are interchangeable with all other ASME valves of same size and pressure.
• Brass construction.
• 1/ Blister card.

NEW



Part #	Male NPT	Pop-off Pressure	Air Flow	List Price
87001	1/4"	70 PSI	70 CFM	17.25
87002	1/4"	125 PSI	120 CFM	17.25
87003	1/4"	150 PSI	140 CFM	17.25
87004	1/4"	200 PSI	170 CFM	17.25

Note: Valve resets after pressure drops 50%

NON-CODED SAFETY RELIEF VALVES

• Non-coded safety valves are constructed of the same materials as the AMSE safety valves but are not national board certified and cannot be used on applications requiring ASME components.
• Valves are equipped with a lift ring for instant relief and are staked at the factory at the pre set pop-off pressure.



Part #	Male NPT	Pop-off Pressure	List Price
87008	1/4"	125 PSI	7.36
87009	1/4"	150 PSI	7.36

Warning: These valves are not to be used on compressors with a capacity over 15 CFM or 3 HP or 12 gallon storage tank.

COMPRESSOR TANK CHECK VALVES

• Used in compressor tanks to prevent air volume and pressure from escaping back into compressor heads while the compressor is not operating.
• Brass body with Teflon poppet.
• 1/8" Female NPT side port for pressure switch application.
• Maximum working pressure: 450 PSI
• Maximum temperature: 400°F





Part #	Tank Bung Hole Size	Compressor Air Line Size	SCFM	List Price
87020	1/2" NPT Male	3/8" Tube Compression male	20	13.66
87021	1/2" NPT Male	1/2" Tube Compression male	20	13.66
87023	1/2" NPT Male	1/2" NPT Female	20	19.60

A man is what he thinks about all day long. –Ralph Waldo Emerson

MULTI-PURPOSE AIR VENT



Part #	Size	List Price
46-048	1/8"	3.74
46-048S*	1/8" SS	5.92

#303 SS

705

BRASS BICYCLE PUMP FITTING

Screw on swivel chuck for most hand operated tire pumps.
Buna-N-Seal • Deflator

INT x 3/16 Barb



Part #	Size	List Price
32-782	3/16"	3.80

INFLATOR

INT x 3/16



Part #	Size	List Price
32-783	3/16"	3.66

PNEUMATIC SLIDE VALVE

- Max Operating Pressure: 200 psig
- Temperatures:-20°F to +200°F

Manually operated slide valves provide simple on/off airflow control. They can be mounted horizontally, vertically or at any angle.

Open Position



MALE X FEMALE

Part #	Size	L	Hex	List Price
20-780	1/8"	2.15	9/16"	9.27

INT = Inflation needle thread .305 in. OD x 32 threads per inch
(see page 371)

TANK & VENT VALVE

Three standard styles of valve bodies, complete with short core, for air lifts, water pumps, vacuum, pressurized containers, air jacks, and other pneumatic devices.
REGULAR: 300 PSI and cracking pressure 80 PSI

1/8" NPT - .9" LONG SPRING CORE

7/16" Hex

1/8 x INT



Part #	Size	List Price
46-620	1/8	7.51

1/8" NPT 1.207"LONG SPRING CORE

7/16" Hex

1/8 x INT



Part #	Size	List Price
46-621	1/8	7.02

1/4" NPT 1.46" LONG SPRING CORE

9/16" Hex

w/ Black cap

1/4 x INT



Part #	Size	List Price
46-622	1/4	7.85

TANK VALVE ACCESSORIES

BLACK PLASTIC CAP

No gasket



Inflation needle theads

Part #	List Price
46-630	0.22

SHORT NICKEL PLATED DOME CAP

Dome skirted type



Inflation needle thead

Part #	List Price
46-631	1.14

COMPACT BLOW GUN W/RUBBER TIP

- Includes One Rubber Tip and One Safety Tip
- Zinc Alloy Body
- 1/4" FPT Inlet
- Maximum 150 psi (Recommended Working Pressure 90-120 psi)
- Safety Tip Limits Air Pressure to 30 psi When Dead-Ended per OSHA requirement
- Maximum 87 dba
- 1/8" Outlet



Part #	Size	List Price
320-053	1/4"	9.66

SAFETY BLOW GUN

- Heavy-Duty Design
- Internal Safety Valve that Limits Air Pressure to Less than 30 psi When dead-ended per OSHA
- Aluminium Alloy Body
- 1/4" FPT Inlet
- Maximum 150 psi (Recommended Working Pressure 90-120 psi)
- Safety Tip Limits Air Pressure to 30 psi When Dead-Ended per OSHA Requirement
- Maximum 87 dba
- 1/8" Outlet



Part #	Size	List Price
320-054	1/4"	9.38

SAFETY BLOW GUN

- N/P steel handle with plastic sleeve
- Brass Valve
- Zinc body
- Aluminum nozzle

90 PSI



1/8" Outlet

Part #	Size	List Price
320-050	1/4" Inlet	9.29

5114 51-124 401 20430AD S148 D204-30 6475

COMPACT BLOW GUN

- With standard tip and safety tip
- Zinc Alloy Body
- 1/4" FPT Inlet
- Maximum 150 psi (Recommended Working Pressure 90-120 psi)
- Safety Tip Limits Air Pressure to 30 psi When Dead-Ended per OSHA Requirement
- Maximum 87 dba



Part #	Size	List Price
320-055	1/4"	10.92

PISTOL GRIP BLOW GUN

- Lightweight, Ergonomic Design
- Delrin® Body
- Trigger Air Flow Control
- 1/4" FPT Inlet
- 3" Nozzle Ideal for Tight Spaces
- Recommended Working Pressure 90-120 psi
- Maximum 87 Dba



Part #	Size	List Price
320-036	1/4"	7.84

PISTOL GRIP BLO-GUN

150 PSI

Material
- Body: POM (engineering plastic)
- Nozzle: nickel plated carbon steel
- Blue Handle Color

Features
- Simple construction, economic
- Global thread connection
- Durable and versatile applications
- 4 inch nozzle



Part #	Size	List Price
320-035	1/4"	8.92

RUBBER TIPPED NOZZLE



Makes positive seal between gun and fuel line or other openings. Use only on air line regulated to 30 PSI or less

Part #	Thread Size	List Price
320-070	1/8 - 27	7.83

51-521 2058 D201RT 411R

HIGH FLOW SAFETY NOZZLE



Meets OSHA regulations of 30 PSI maximum outlet pressure when line pressure is 150 PSI or less. Has an air pressure bypass which prevents build up of tip pressure even if nozzle is blocked. Adapts to any blow gun with a 1/8" NPT nozzle port

Part #	Size	List Price
320-075	1/8 MIP x Female Neelde Thread	2.98

51-338 SST10 411BT 2056

POCKET TIRE GAUGES

M - TIRE GAUGE

320-021



HEAVY DUTY DUAL FOOT TIRE GAUGE

320-022



DUEL ANGLE FOOT TRUCK PENCIL GAUGE

320-023



Part #	Pressure Range	Increment	Head	Body	Bar(psi/kPa)	List Price
320-021	20-120psi	2 psi	Metal	Metal	4 sided plastic	3.50
320-022	10-120psi	2 psi	Plastic	Metal	4 sided plastic	6.02
320-023	20-120psi	2 psi	Metal	Metal	4 sided plastic	30.12

INFLATION NEEDLE



• See thread note below

Part #	List Price
320-095	0.33

1 PIECE BLOW GUN TAPERED NOZZLE



Part #	Size	List Price
320-076	NT	0.80

1 PIECE BLOW GUN STANDARD NOZZLE



Part #	Size	List Price
320-077		0.80

VOLUME REGULATOR





Part #	FIP X MIP	List Price
46-615	1/4	7.00

What size thread is an inflation needle (INT)?
Metric: 7.7mm OD, thread reoot diameter is 6.9mm x 0.794 pitch
English: 0.305 OD, threadroot diameter 0.302 in x 32 tpi (threads per inch)

1 PIECE DIAL TIRE GAUGE



Part #	List Price
320-410	6.58

1 PIECE EXTENSION



Part #	Size	List Price
320-080	NT	0.84

1 PIECE BLOW GUN ADAPTER



Part #	Size	List Price
320-078	Female NT x 1/8 MPT	1.10

NYLON COIL AIR HOSE

- 200 psi working pressure
- 4:1 Safety factor (burst vs working pressure)
- Spring end sleeves to prevent kinking
- 1/4 MPT Brass fittings on both ends
- Temperature range 32°F to 120°F
- Packaged for retail sale





Part #	Description	Size	List Price
307-030	25'	1/4" NPT	9.73
307-031	50'	1/4" NPT	20.02

HEX BALL FOOT CHUCK



Part #		List Price
46-600	1/4 FPT Live Air	3.51

MALE BALL FOOT CHUCK



Part #		List Price
46-605	1/4 MIP Live Air	4.34

BALL FOOT CHUCK W/ 1/4 ID HOSE BARB



Part #		List Price
46-607	1/4 ID Live Air	3.50

DUAL HEAD STRAIGHT AIR CHUCK



Dual Head Air Chuck 1/4"FNPT,the length is 6.08",the head is Zinc-alloy,and the nut is brass with chrome plated.

Part #		List Price
320-000	1/4	32.14

DUAL HEAD ANGLE FOOT AIR CHUCK



Dual Head Straight Foot Air Chuck 1/4"FNPT For inner duals;both ends lock on valve core threads,the length is 6.66",the head is Zinc-alloy,and the nut is brass with chrome plated.

Part #		List Price
320-005	1/4	10.48

INFLATORS WITH GAUGE

INFLATOR/ GAUGE

- Rugged Zinc Cast Body with Brass Internals for long life
- Solid Brass Gauge Bar
- Built-in Air Relief Valve
- 6"Dual-Foot Air Chuck



320-010

INFLATOR/ GAUGE

- Rugged Zinc Cast Body with Brass Internals for Long Life
- Easy to View Built-In Sight Gauge
- Full Swivel Hose Fittings
- Protective Rubber Bumper
- Built-in Air Relief Valve
- 6"Dual-Foot Air Chuck



320-011

Part #	Pressure Range	Increment	Inlet	Hose Length	List Price
320-010	10-120 psi	2 psi	1/4 FPT	12"	32.06
320-011	10-120 psi	2 psi	1/4 FPT	12"	42.35

16PCS-AIR ACCESSORY SET
PART# 87-400



LIST PRICE: 33.00

Contents of blister card package

Components and part#'s		Page #
1pc-1/4"FNPT industrial coupler	28-540	344
2pcs-1/4"FNPT industrial plugs	28-534	345
2pcs-1/4"MNPT industrial plugs	28-546	345
1pc-1/4" male connector	28-212	8
1pc-1/4" double female connector	28-059	3
1pc-ball foot chuck	46-600	358
1pc-blow gun	320-050	356
1pc-dial tire gauge	320-410	357
1pc-tapered rubber tip	320-070	356
1pc-blow gun safety nozzle	320-075	356
1pc-blow gun tapered nozzle	320-076	357
2pcs-inflation needles	320-095	357
1pc-25ft. nylon recoil hose	307-030	357

10PCS-AIR ACCESSORY SET
PART# 87-402



LIST PRICE: 15.12

Contents of blister card package

Components and part#'s		Page #
1pc-1/4"female connector	28-059	3
1pc-blow gun safety nozzle	320-075	356
1pc-blow gun tapered nozzle	320-076	357
1pc-ball foot chuck	46-605	358
1pc-blow gun	320-050	356
1pc-1/4"FNPT industrial coupler	28-540	344
1pc-1/4" FNPT industrial plug	28-534	345
1pc-1/4"MNPT industrial plug	28-546	345
2pcs-inflation needles	320-095	357

7PCS-AIR ACCESSORY SET
PART# 87-404



LIST PRICE: 7.80

Contents of blister card package

Components and part#'s		Page #
1pc-blow gun rubber tip	320-070	356
1pc-blow gun safety nozzle	320-075	356
1pc-blow gun tapered nozzle	320-076	357
1pc-extension	320-080	357
1pc-blow gun	320-050	356
2pcs-inflation needles	320-095	357

11PCS-AIR ACCESSORY SET
PART# 87-406



LIST PRICE: 17.70

Contents of blister card package

Components and part#'s		Page #
1pc-blow gun rubber tip	320-070	356
1pc-blow gun safety nozzle	320-075	356
1pc-blow gun tapered nozzle	320-076	357
1pc-blow gun standard nozzle	320-077	357
1pc-blow gun adapter	320-078	357
1pc-hose&chuck assembly	320-414	357
1pc-blow gun	320-050	357
1pc-inflation needle	320-095	357
1pc-1/4"FNPT industrial coupler	28-540	344
1pc-1/4" FNPT industrial plug	28-534	345
1pc-1/4"MNPT industrial plug	28-546	345

17PCS-AIR ACCESSORY SET

PART# 87-408



LIST PRICE: 17.40

Contents of blister card package

Components and part#'s		Page #
1pc-1/4" double female connector	50004	410
2pcs-1/4" double male connectors	54044	410
1pc-blow gun safety nozzle	320-075	356
1pc-blow gun tapered nozzle	320-076	357
1pc-dual-foot tire chuck	320-005	358
1pc-tire gauge	320-021	357
1pc-blow gun	320-050	356
1pc-1/4" FNPT industrial coupler	28-540S	344
2pcs-1/4" FNPT industrial plug	28-534	345
4pcs-1/4" MNPT industrial plug	28-546	345
2pcs-inflation needles	320-095	357

12PCS-AIR ACCESSORY SET

PART# 87-410



LIST PRICE: 32.94

Contents of blister card package

Components and part#'s		Page #
1pc-blow gun safety nozzle	320-075	356
1pc-blow gun tapered nozzle	320-076	357
1pc-blow gun rubber nozzle	320-070	356
1pc-ball foot tire chuck	46-600	358
1pc-blow gun	320-050	.56
1pc-1/4"FNPT industrial coupler	28-540	344
1pc-1/4" MNPT industrial coupler	28-552	344
2pcs-1/4"FNPT industrial plug	28-534B	345
2pcs-1/4"MNPT industrail plug	28-546B	345
1pc-inflation needle	320-095	347

20PCS-AIR ACCESSORY SET

PART# 87-412



LIST PRICE: 34.80



Contents of blister card package

Components and part#'s		Page #
1pc-dual-foot tire chuck	320-005	358
1pc-tire gauge	320-021	357
1pc-blow gun rubber nozzle	320-070	356
1pc-blow gun adapter	320-078	357
1pc-1/4" double male connector	54044	410
1pc-1/4" double female connector	50004	410
1pc-blow gun safety nozzle	320-075	356
1pc-blow gun tapered nozzle	320-076	357
1pc-thread seal tape	982-107	365
1pc-blow gun	320-050	356
2pcs-1/4"FNPT industrial coupler	28-540S	344
2pcs-1/4"FNPT industrial plug	28-534	345
3pcs-1/4"MNPT industrial plug	28-546	345
2pcs-inflation needles	320-095	357
1pc-1/4"x 25Ft coil Nylon hose	307-030	357

1/4" X 1/4" NPT INDUSTRIAL 7PCS
PART# 87-414



LIST PRICE: 8.64

Contents of blister card package

Components and part#'s		Page #
2pc-1/4"x1/4" FNPT T I/M coupler	28-540S	344
2pcs-1/4"x1/4" FNPT I/M plugs	28-534	345
2pcs-1/4"x1/4"MNPT I/M plugs	28-546	345
1pc-double 1/4" MNPT fitting	54044	410

1/4" X 1/4" NPT INDUSTRIAL 5PCS
PART# 87-416



LIST PRICE: 5.52

Contents of blister card package

Components and part#'s		Page #
1pc-1/4"x1/4"FNPT I/M coupler	28-540S	344
4pc-1/4"X1/4" MNPT I/M plug	28-546	345

1/4" X 1/4" NPT INDUSTRIAL 5PCS
PART# 87-418



LIST PRICE: 4.68

Contents of blister card package

Components and part#'s		Page #
1pc-1/4"x1/4"FNPT I/M coupler	28-540S	344
1pc-1/4"x1/4"FNPT I/M plug	28-534	345
1pc-1/4"X1/4" MNPT I/M plug	28-546	345
1pc-double 1/4" MNPT fitting	54-044	410

1/4" X 1/4" NPT INDUSTRIAL 3PCS
PART# 87-420



LIST PRICE: 4.38

Contents of blister card package

Components and part#'s		Page #
1pc-1/4"x1/4" FNPT I/M coupler	28-540S	344
1pc-1/4"x1/4" FNPT I/M plug	28-534	345
1pc-1/4"x1/4" MNPT I/M plug	28-546	345

3/8" X 1/4" NPT AUTOMOTIVE 5PCS KIT
PART# 87-422



LIST PRICE: 16.20

Contents of blister card package

Components and part#'s		Page #
1pc-3/8"x1/4" FNPT Automotive coupler	28-525S	348
2pcs-3/8"x1/4"MNPT Automotive plugs	28-512	348
1pc-double 1/4"MNPT fitting	28-212	8
1pc-double 1/4"FNPT fitting	28-059	3

STANDARD DRY GAUGES

STEEL CASE

All the gauges supplied by us are designed for long, reliable service under rugged conditions.
Typical applications include compressors, filter regulators, water pumps, beverage dispensing equipment, hydraulic and pneumatic systems, and other applications, where the media does not corrode brass. ALL CONNECTIONS ARE BRASS.



1-1/2" FACE
1/8" NPT LOWER MOUNT

Part #	PSI	List Price
80-501	0-15	9.40
80-502	0-30	9.40
80-503	0-60	9.40
80-504	0-100	9.40
80-505	0-160	9.40
80-506	0-200	9.40

LOWER MOUNT

• Plastic lens (window)



2" FACE
1/4" LOWER MOUNT

Part #	PSI	List Price
80-001	0-15	10.45
80-002	0-30	9.50
80-003	0-60	10.45
80-004	0-100	10.45
80-005	0-160	10.45
80-006	0-200	10.45
80-007	0-300	9.50
80-020	30-0 Vacuum	16.00



2-1/2" FACE
1/4" LOWER MOUNT

Part #	PSI	List Price
80-031	0-15	13.48
80-032	0-30	13.48
80-033	0-60	14.48
80-034	0-100	13.48
80-035	0-160	13.48
80-036	0-200	13.48



1-1/2" FACE
1/8" NPT CENTER BACK MOUNT

Part #	PSI	List Price
80-511	0-15	9.45
80-512	0-30	9.45
80-513	0-60	9.45
80-514	0-100	9.45
80-515	0-160	9.45
80-516	0-200	9.45

CENTER BACK MOUNT



2" FACE
1/4" CENTER BACK MOUNT

Part #	PSI	List Price
80-301	0-15	10.85
80-302	0-30	10.85
80-303	0-60	10.85
80-304	0-100	10.85
80-305	0-160	10.85
80-306	0-200	10.85
80-307	0-300	10.85



2-1/2" FACE
1/4" CENTER BACK MOUNT

Part #	PSI	List Price
80-331	0-15	12.15
80-332	0-30	12.15
80-333	0-60	12.15
80-334	0-100	12.15
80-335	0-160	12.15
80-336	0-200	12.15

LIQUID FILLED GAUGES

STAINLESS CASE

Liquid filled gauges enhance the reliability and integrity of the measuring system for long periods. The glycerine filling helps dampen the effects of vibration and pulsation. It also lubricates the movement which extends the life of the gauge. ALL CONNECTIONS ARE BRASS.



1-1/2" FACE 1/8" LOWER MOUNT

Part #	PSI	List Price
80-601	0-15	24.95
80-602	0-30	24.95
80-603	0-60	24.95
80-604	0-100	24.95
80-605	0-160	24.95
80-606	0-200	24.95

Keep your mind open to change all the time. Welcome it. Court it. It is only by examining and re-examining your opinions and ideas that you can progress.

-Dale Carnegie



- •Liquid Filled Gauges with a stainless case are used for protection in harsh environments.
- •Stainless Steel Case
- •Copper Alloy Wetted parts
- •Polycarbonate window
- ± 1.5% of span accuracy
- • Temp. Range -104°F to 158°F

2-1/2" FACE 1/4" LOWER MOUNT

Part #	PSI	List Price
80-061	0-15	28.05
80-062	0-30	28.05
80-063	0-60	28.05
80-064	0-100	28.05
80-065	0-160	28.05
80-066	0-200	28.05
80-067	0-300	28.05
80-068	0-400	28.05
80-069	0-600	28.05
80-100	0-1000	28.05
80-101	0-1500	28.05
80-102	0-2000	28.05
80-103	0-3000	28.05
80-104	0-5000	28.05
80-105	0-10000	28.05
80-080	30-0 Vacuum	28.05
80-081	-30 to +30	28.05



4" FACE 1/4" LOWER MOUNT

Part #	PSI	List Price
80-463	0-100	75.35

CENTER BACK MOUNT



1-1/2" FACE 1/8" CENTER BACK MOUNT

Part #	PSI	List Price
80-611	0-15	25.05
80-612	0-30	25.05
80-613	0-60	25.05
80-614	0-100	25.05
80-615	0-160	25.05
80-616	0-200	25.05



2-1/2" FACE 1/4" CENTER BACK MOUNT

Part #	PSI	List Price
80-201	0-15	29.43
80-202	0-30	29.43
80-204	0-60	29.43
80-203	0-160	29.43
80-205	0-100	29.43
80-206	0-200	29.43
80-207	0-300	29.43
80-208	0-400	29.43
80-209	0-600	29.43

GAUGES/ SYPHON

Water Test Gauge

0-300 PSI DIAL
3/4" FEMALE HOSE CONNECTION



Part #	Face Size	List Price
991-249	2"	24.04
991-250	2-1/2"	24.04

Water Test Gauge w/Lazy Hand (Maximum pointer)

2-1/2" GAUGE
0-300 PSI DIAL
3/4" FEMALE HOSE CONNECTION



Regular pressure hand pushes LAZY hand to peak operating or surge pressure point where it remains until you manually reset it. Excellent to determine if P/T valve is leaking from failure or if leaking is caused by surge of excessive pressures. (Attach gauge to Boiler Drain Valve overnight.) LAZY hand operates over entire gauge range of 0-300psi

Part #	List Price
991-251	27.77

PNEUMATIC ACCESSORIES

GAS TEST GAUGE

Pressure test residential and commerical pipe systems



Part #	Face Size	List Price
GT15	0-15	21.94
GT30	0-30	21.94
GT60	0-60	24.78

BODY ONLY



Part #	Face Size	List Price
991-259	3/4" FIP x 1/4" TAP	13.50

SYPHON

BRASS

Syphons protect instruments from effects of hot pressure media commonly used in steam applications



Part #	Size	List Price
995-210	1/4" 90°	41.98
995-211	1/4" 180°	46.40
995-212	1/4" 270°	63.22
995-213	1/4" 360°	67.78

STEEL

Syphons protect instruments from effects of hot pressure media commonly used in steam applications



Part #	Size	List Price
995-214	1/4" 90°	16.04
995-215	1/4" 180°	17.32
995-216	1/4" 270°	19.67
995-217	1/4" 360°	20.88

PTFE THREAD SEAL TAPE

- Density 0.4
- Thickness 3.5 MIL
- Meets MIL specs T-27730A



Part #	Size	Case Qty	List Price
982-107	1/2" x 260"	500	1.34
982-108	1/2" x 520"	500	1.50
982-109	3/4" x 260"	350	2.50
982-110	3/4" x 520"	350	2.50

POP OUT COVERED SPOOL

GREY STAINLESS STEEL

- Density 1.2
- Thickness 4MIL
- Meets MIL specs T-27730A & CID A-A 58092



Part #	Size	Case Qty	List Price
982-135	1/2" x 260"	250	6.72
982-136	1/2" x 520"	150	9.12
982-137	3/4" x 260"	150	8.10
982-138	3/4" x 520"	150	12.60

GREEN OXYGEN TAPE

- Density 1.2
- Thickness 3.5MIL
- Meets MIL specs T-27730A & CID A-A 58092



Part #	Size	Case Qty	List Price
982-130	1/2" x 260"	250	1.44
982-131	1/2" x 520"	150	2.47
982-132	3/4" x 520"	150	3.72

PTFE BLUE SEAL TAPE

- Professional grade top -450 to +450°F
- Super long roll
- Twice the density of standard tape for less passes, lasts longer
- Density 0.8
- Thickness 3.5 MIL
- Meets MIL Spec T-27730A



Part #	Size	Case Qty	List Price
982-120	1/2" x 1368"	250	5.40
982-121	3/4" x 1368"	150	7.68
982-122	1" x 1296"	150	9.36

YELLOW GAS LINE TAPE

- Density 0.9
- Thickness 4MIL
- Meets MIL specs T-27730A



Part #	Size	Case Qty	List Price
982-125	1/2" x 260"	250	1.31
982-126	1/2" x 520"	150	2.35
982-127	3/4" x 520"	150	3.66

PVC ELECTRICAL TAPE

Rated to 176 degrees fahrenheit
Suitable for use up to 600V
UL Listed
Individually wrapped in cellophane



Part #	Size	List Price
982140	3/4" X 60' Black	2.88

THREAD SEALANT

GASOILA SOFT-SET THREAD SEALANT WITH PTFE



Part#	Size	Units per case	List Price
983100	1/4 pt. Brush	24	40.07
983101	1/2 pt. Brush	24	55.98
983102	1 pt. Brush	12	98.62

PLS 2 PREMIUM THREAD AND GASKET SEALER



Part#	Size	Units per case	List Price
983110	1/4 pt. Brush	12	62.52
983111	1 pt. Brush	6	212.64

GASOILA NT NON-PTFE THREAD SEALANT



Part#	Size	Units per case	List Price
983120	1/2 pt. Brush	12	53.10
983121	1 pt. Brush	6	93.67

JC-30 GASOILA HIGH-FILL



Part#	Size	Units per case	List Price
983115	1/4 pt. Brush	12	53.34
983116	1 pt. Brush	6	123.00

FREE ALL DEEP PENETRATING OIL



Part#	Size	Units per case	List Price
983125	6 oz. Aerosol	12	20.93
983126	11 oz. Aerosol	12	31.08

LUBE-IT ALL DEEP LUBRICATING OIL



Part#	Size	Units per case	List Price
983130	6 oz. Aerosol	12	19.86

TRUCK AND TRAILER





INDUSTRY GRADE NYLON AIR COIL ASSEMBLY - SET

- Each kit contains one Emergency (Red) and one service (Blue) 1/2" O.D. nylon tubing assembly.
- 1/2" -14 NPTF end fitting with heavy gauge spring.
- Assemblies meet SAE J844 and DOT FMVSS 106 requirements.
- Temp rating -40° - +208°

Part #	Length	Pigtail Length Tractor end	Pigtail Length Trailer end	List Price
39404	12'	6"	6"	74.67
39400	15'	12"	12"	82.64
39402	15'	40"	12"	104.15
39406	20'	12"	12"	115.06



FIFTH WHEEL SLIDER COIL

- Temperatures range -40 to 208°F
- 150 psi max pressure rating
- Meets SAE J844 and DOT FMVSS 106 requirements.
- (2) ¼" OD fittings assembled

Part #	Description	Length	Fittings	List Price
39839	5th Wheel slider coil	up to 54"	(2) 1/4" MPT	25.94
39838	5th Wheel slider coil	up to 72"	(2) 1/4" MPT	30.43

3-IN-1 AND 4-IN-1 COMBINATION AIRLINE CABLE

- (2) 3/8" ID SAE J1402 rubber service and emergency with blue (service) and red (emergency) gladhand grip handle
- Color-coded grip helps to minimize incorrect tractor/trailer connections have glad handle with Vibraseal
- ABS power line (green) – meets SAE J2222 requirements
- Auxiliary power line (yellow) – fitted with SAESS60 plugs that have an inverted (male) ground pin 4-in-1 only
- SAE J560 Plugs with sleeves for superior corrosion protection and strain relief
- Corrosion resistant all brass fittings 1/2" male NPT w/ Vibraseal
- Tapered grip flexes with airline during tight turns for kink protection
- Temp rating -40 - 208°F



Part #	Description	List Price
39825	Combo 3 in 1 assembly 15 ft.	406.36
39962	Combo 4 in 1 assembly 15 ft.	600.86

AIRBRAKE HOSE REPAIR KIT



- Fittings to repair hose with a minimum 3/4" OD
- Meets DOT 106 SAE j1402
- Brass sleeve and barb
- Pre-applied sealant

Part #	Description	List Price
39855	3/8" Quick fix hose fitting	7.08
*39856	3/8" Quick fix hose kit- clam pack	11.33
39857	1/2" Quick fix hose fitting	9.00

*Supplied with hex tool

POGO STICKS CANNISTER STYLE



39425 39426

- Large diameter housing eliminates spring binding
- Increased resistance to sagging and bending
- Thick gauge heavy duty spring
- Used for all nylon and rubber air brake hose
- Forged steel mounting stud 7/16-20 thread
- All Pogo Sticks include Eyebolt and Nut

Part #	Size	Description	List Price
39425	40"	Chrome finish	86.48
39426	40"	Zinc Plated Steel	80.76

HOSE HOLDERS



39409 39410 39411 39413 39416 39412

- ABS Plastic
- 2, 3 and 4 Hold

Part #	Size	Description	List Price
39409	1/2"	2-Hose Holder Hex Head	3.30
39410	1/2"	2-Hose Holder	4.66
39411	1/2"	3-Hose Holder	4.26
39413	1/2"	3-Hose Hex Head w Cable tie	6.60
39416	1/2"	4-Hose V Bolt w Cable Tie	6.90
39412	1/2"	4-Hose Holder	5.34

HOSE SEPARATORS

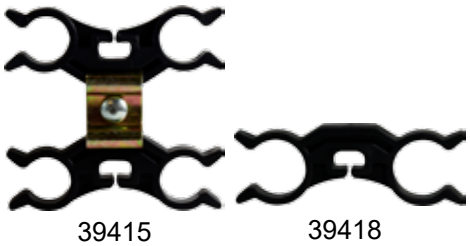

39415 39418

- ABS Plastic

Part #	Size	Description	List Price
39414	3/8"	2-Hose Separator	1.00
39415	3/8"	4-Hose Separator	3.31
39418	1/2"	2-Hose Separator	4.66
39419	1/2"	4-Hose Separator	5.34



TENDER KIT COMPONENTS

Part #	Description	List Price
39411	3 hole holder	4.26
39469	Clip Carabiner	4.26
39472	1-1/2" ID Hanger Bracket	5.33
39473	Yoke	2.03

• Sold individually



SPRING WITH TANDEM FRAME CLIP

- Steel spring and clip - yellow dichromate finish
- 3/4" OD
- Beam clip

Part #	Description	List Price
39477	Frame Clip with Cable Tie	2.10

Part #	Length	Description	List Price
39463	6“ Spring	Tandem frame clip	4.39
39464	3“ Spring	Tandem frame clip	2.96
39471	Frame clip only		1.71



CLIPS

Part #	Description	List Price
95631	ABS Clip for 1/2" Air Hose	0.43
95640	5" Axle Clip	2.22
95641	5-3/4" Axle Clip	2.34

Two men look out the same bars; One sees mud, the other sees stars....

– Frederick Langbridge



TENDER KIT

Complete Tender Kit includes:

- Large snap Clip
- Heavy duty spring
- Protective tube

Part #	Spring & Tube Length/ #pcs	One Clip	3 Hole Clamp	Yoke	List Price
39442	16" / 1pc	1pc	1pc		24.23
39444	16" / 2 pcs	1pc	1pc	2pcs	48.91
39446	20"/ 1pc	1pc	1pc		25.09
39448	20"/ 2pcs	1pc	1pc	2pcs	34.11
39452	25" / 1pc	1pc	1pc		17.09
39453	25" / 2pcs	1pc	1pc	2pcs	34.11

HYDRAULIC TENDER KIT

Part #	Spring & Tube Length/ #pcs	Large Clip	Hanger Bracket	Yoke	List Price
39457	25" / 2pcs	1pcs	1pc	2pcs	40.26



SLIDER BAR KITS

Part #	Spring & Tube Length/ #pcs	Large Clip	3 Hole Clamp	Slider Bar Length	Yoke	List Price
39437	16" / 1pc	1pc	1pc	43"		96.54
39438	16" / 2pcs	1pc	1pc	43"	2pcs	96.94
39459	20"/ 2pcs	1pc	1pc	43"	2pcs	76.20
39460	25" / 1pc	1pc	1pc	43"		58.97
39461	25" / 2pcs	1pc	1pc	43"	2pcs	73.97
39470	16" / 1pc	1pc	1pc	38"		92.20
39462	16" / 2pcs	1pc	1pc	38"	2pcs	121.51
39451	25" / 1pc	1pc	1pc	38"		52.26
39454	25" / 2pcs	1pc	1pc	38"	2pcs	67.29



Spring & Tube



Slider Bar

BARS, SPRINGS, TUBES

Part #	Spring & Tube Length/ #pcs	List Price
39443	16" Tube only	8.30
39447	20" Tube only	9.06
39436	25" Tube only	11.25
39466	16" Spring only	7.52
39467	20" Spring only	8.52
39468	25" Spring only	9.00
39474	38" Slider Bar	32.69
39475	43" Slider Bar	66.66

ALUMINUM GLADHANDS



- **½ " FPT port**
- Aluminum Casting
- Permanent Clamp Screw
- Black rubber seals
- Stainless Steel filter
- Meet SAE J318 requirements

Part #	Description	Material	Seal	Filter	Port A	List Price
39870	Universal	Aluminum	Blk Rubber	No	1/2"	6.00
39871	Universal with filter	Aluminum	Blk Rubber	Yes	1/2"	6.56
39877	Emergency Red	Aluminum	Blk Rubber	No	1/2"	6.00
39878	Emergency with filter	Aluminum	Blk Rubber	Yes	1/2"	8.23
39874	Service Blue	Aluminum	Blk Rubber	No	1/2"	6.00
39875	Service with filter	Aluminum	Blk Rubber	Yes	1/2"	8.23

PLATED ALUMINUM GLADHANDS



Part #	Description	Material	Seal	Filter	Port A	List Price
39832	Universal Standard	Plated Aluminum	Blk Rubber	No	1/2"	11.43
39833	Service - Blue	Plated Aluminum	Blk Rubber	No	1/2"	11.43
39834	Emergency - Red	Plated Aluminum	Blk Rubber	No	1/2"	11.43
39828	Service 38 degree	Plated Aluminum	Blk Rubber	No	1/2"	16.25
39829	Emergency 38 drgree	Plated Aluminum	Blk Rubber	No	1/2"	16.25
39830	Service 38 degree	Plated Aluminum	Blk Rubber	No	3/8"	23.11
39831	Emergency 38 drgree	Plated Aluminum	Blk Rubber	No	3/8"	23.11

CAST IRON GLADHANDS



- **½ " FPT port**
- One-piece casting eliminates problems with clamp separation
- "Positive-stop" post, assures a perfect connection
- Polyurethane seal resist oils, chemicals & provide improved sealing & service life
- Gladhands meet SAE J318 requirements including breakaway requirement.

Part #	Description	Material	Seal	Filter	Port A	List Price
39506	Universal	Cast Iron	Black Polyurethane	No	1/2"	17.15
39507	Emergency	Cast Iron	Red Polyurethane	No	1/2"	17.15
39508	Service	Cast Iron	Blue Polyurethane	No	1/2"	17.15

ANGLE MOUNT ALUMINUM GLADHANDS



- For use in trailer mounting locations
- Dual port provides connection options
- Powder-coated clamp plates are color coded for easy identification
- Port "A" comes standard as unplugged
- (2) 3/8 inch FPT Ports (one plugged).
- (2) 11/32 inch diameter mounting holes.
- Available with Port "B" plugged or unplugged (plug is included, loose in bag)
- Meet SAE J318

Part #	Type	Material	Seal	Filter	Port A	Port B	List Price
39511	Emergency	Aluminum	Blk Rubber	No	Unplugged	Plugged	12.83
39512	Service	Aluminum	Blk Rubber	No	Unplugged	Plugged	12.83

POWDER COATED IRON GLADHAND



- Tough powder coating improves wear & corrosion resistance
- Vividly colored to provide improved identification of service & emergency lines
- Stainless steel plate eliminates corrosion of the mating surface
- Polyurethane seal resist oil, chemicals, provide improved sealing & service life
- Meet or exceeds SAE J318 standard

Part #	Description	Filter	Port A	List Price
39509	Service with blue poly seal	Yes	1/2"	8.45
39510	Emergency with red poly seal	Yes	1/2"	8.45

BRACKET MOUNT SWING AWAY GLADHAND



- Bracket allows 180° rotation allowing for easy hookups, eliminating the need to twist lines during connections
- Helps protect rear-trailer gladhands when not in use
- Filter and closed seal are recommended
- Spring design provides consistent tension throughout rotation
- Design provides both back port and bottom port capabilities

Gladhand mount - 1/2" Male Thread

Part #	Description	Material	Seal	Filter	List Price
39515	Service (Blue)	Aluminum	Blk Rubber	yes	48.11
39516	Emergency (Red)	Aluminum	Blk Rubber	yes	48.11

KNOB STYLE SHUTOFF GLADHAND



- Economical trailer shutoff gladhand
- Centered low-profile “snap-stop” knob
- Full face rubber seal
- Available with assembled or separate fittings.
- Meets SAE J318

Part #	Description	Material	Seal	Filter	List Price
39520	1/2" Service (Blue)	Aluminum	Blk Rubber	No	62.11
39521	3/8" Service (Blue)	Aluminum	Blk Rubber	No	62.06
39522	1/2" Emergency (Red)	Aluminum	Blk Rubber	No	62.11
39524	3/8" Emergency (Red)	Aluminum	Blk Rubber	No	62.06

LEVER STYLE SHUTOFF GLADHAND



- Flange mount
- Metel handle shutoff
- Full face rubber seal
- Tough metal Ball valve
- Color coded
- Meets SAE J318

Part #	Description	Material	Seal	Filter	Port A NPT	Port B NPT	List Price
39531	Emergency (Red)	Aluminum	Blk Rubber	No	3/8"	1/4"	59.26
39530	Service (Blue)	Aluminum	Blk Rubber	No	3/8"	1/4"	59.26

GLADHAND GRIPS



1/2" NPTF.

- Comes with hardware and sealant
- Color-coded red and blue for easy air line identification - clamshell
- Handles are heat, oil and UV-resistant.
- Meet SAE J318

Part #	Description	List Price
39535	Poly grip hardware	27.03

ALUMINUM GLADHAND GRIPS



- 1/2" NPTF
- Each pack contains (1) red and (1) blue - clamshell
- One piece design
- No screws or plastic parts
- Easy to install
- Class II anodized coating provides greater corrosion resistance

Part #	Description	List Price
39537	Sure grip	23.03

GLADHAND PACIFIER SEAL



- Seals Gladhand from moisture, dirt and debris

Part #	Description	List Price
39566	Gladhand pacifier	3.00

GLADHAND SEALS



Seal Options:

- Rubber
- Polyurethane
- With screen filter
- Double lip
- Filter screen only

Part #	Description	List Price
39540	Black Rubber	0.71
39541	Blue, Polyurethane	1.40
39542	Red, Polyurethane	1.40
39543	Black, Polyurethane	1.43
39556	Blue with a screen filter Polyurethane	3.20
39557	Red with a screen filter Polyurethane	3.20
39558	Black with a screen filter Polyurethane	3.29
39550	Blue Double lip, Polyurethane	2.23
39551	Red Double Lips, Polyurethane	2.31
39552	Double Lip, Polyurethane	3.06
39544	Grey, Closed Style, Polyurethane	1.43
39560	Filter, Screen, Gladhand	1.03
39559	Filter, Screen, Gladhand	1.75



39565

DUMMY GLADHAND COUPLING KIT

• 6 ½" coupling length

Part #	Connection	Vent	Material	List Price
39563	Chain	Yes	Steel Yellow Zinc plated	5.76
39564	Chain	No	Steel Yellow Zinc plated	5.76
39565	Cable	N/A	Aluminum	8.61

NYLON GLADHAND AND PLUG HOLDER



39574 39575

• Stores Gladhand and electrical hook ups at a 45° angle.
• Can accept heavy ABS plug
• Standard mounting holes to install on back of cab.
• Glass-filled nylon, non-corrosive construction.

Part #	Description	List Price
39574	1 plug slot	28.29
39575	2 plug slot	34.11

GLADHAND HOLDER KIT



• Steel - Zinc Yellow Dichromate
• Holds gladhands when disconnected

Part #	Description	List Price
39573	Holder Kit	10.94
39572	Bracket only	5.37

GLADHAND LOCK



• Red molded plastic
• Prevents unwanted connections with trailers
• Protects idle units
• Unviversal for Aluminum and Iron Gladhands
• Supplied with 2-keys

Part #	Description	List Price
39570	Gladhand Lock w/ 2 keys	34.26

**** Not an Anti theft device***

KING PIN LOCK-ANTI HOOK UP



• Cast, Zinc plated
• Anti-tractor, trailer hook-up
• Supplied with 2 keys

Part #	Description	List Price
39860	King Pin Lock w/ 2 keys	36.91

AIR CYLINDER



- 300 series stainless steel cylinder shafts provide excellent corrosion resistance and extended cycle life -cylinders tested to over 500,000 cycles.
- Lightweight, corrosion resistant aluminum tube with die cast aluminum end caps.
- Rear clevis cast as integral part of the rear cover for improved durability and mounting integrity.
- Double acting, Emralon-coated piston cup assures smooth long lasting operation even in cold weather conditions to (- 40°F).
- Front end cap assembly includes pressure seal, dirt seal and oil impregnated bronze bushing.
- Cylinder tube imprinted with part number and date code for quick identification.
- All cylinders are factory pressure and leak tested prior to shipping.
- Front Cover Kit-Includes front cover with bushing and seals installed and two cylinder gaskets.
- Rear Cover Kit-Includes rear cover with two cylinder gaskets.
- Piston Cup Kit-Includes piston cup, lock nut and two cylinder gaskets.
- Shaft Kit-Includes shaft, lock nut and two cylinder gaskets.

Part #	Size	Stroke	Retracted	Extended	Type	List Price
39672	2 1/2"	4.0"	9.89"	13.89"	push/pull	235.52
39673	2 1/2"	6.0"	11.89"	17.89"	push/pull	239.97
39674	2 1/2"	8.0"	13.89"	21.89"	push/pull	240.03
39675	2 1/2"	6.0"	13.75"	19.75"	Spring return	335.91
39676	3 1/2"	8.0"	15.60"	24.28"	push/pull	370.88
39677	3 1/2"	10.0"	16.92"	26.95"	push/pull	377.00



HIGH LIFT AIR CYLINDERS

- Aluminum tube with 16 RMS finish
- Temp rating -40 to 185°F
- Recommended working pressure 150 psi
- Minimum bursting pressure 150 psi
- 1275 lb. thrust at 100 psi
- 1158 lb. draw at 100 psi

Part #	Dia.	Stroke	Retracted	Extended	Type	List Price
39654	4"	24"	34.5"	58.5"	push/pull	942.67

TAILGATE AIR CYLINDERS



39657 39660

- Die cast aluminum with mount hole for ½" pin and ¼" NPT port
- Molded piston cup
- Stainless steel piston rod with 5/8" – 18 thread
- 10 PSI – 120 PSI
- 10 psi min-120 psi max

Part #	Dia.	Stroke	Length	Type	List Price
39655	2-1/2"	4.0"	13.37	Push/Pull	144.54
39656	2-1/2"	6.0"	17.37	Push/Pull	157.18
39657	2-1/2"	8.0"	21.37	Push/Pull	170.79
39658	2-1/2"	4.0"	14.71	Spring Ret	322.63
39659	2-1/2"	6.0"	19.75	Spring Ret	195.95
39660	3-1/2"	6.0"	20.23	Push/Pull	259.33
39661	3-1/2"	8.0"	24.23	Push/Pull	276.79
39662	3-1/2"	8.0"	26.98	Push/Pull	297.61
39663	3-1/2"	10.0"	28.98	Push/Pull	288.42

TAILGATE AIR CYLINDERS



39665 39667

- Machined aluminum, 5/8" diameter ,stainless steel shaft with 5/8" - 18 threads, "O" rings and a UHMW polyethylene wear band
- Direct replacements to Haldex and MGM
- Standard operating pressure 100 psi
- 90psi min to 150 psi max

Part #	Dia.	Stroke	Bracket	Type	List Price
39665	6"	3"	Yes	Spring Ret	780.60
39667	6"	4.38"	No	Spring Ret	780.60

FIFTH WHEEL AIR CYLINDER



- 1/4" FPT port cast aluminum front and rear
- 2-1/2" Bore
- 6-3/4" stroke
- Front and rear mounting hole for 17/32" clevis,
- 100 psi
- Gold anodized tube for corrosion resistance

Part #	Description	List Price
39669	Fifth Wheel Air Cylinder	314.89

AIR TANK DRAIN PULL VALVE



Part #	Size	Description	List Price
39595	1/4" male	5ft nylon coated pull cable	12.77
39596	1/4" male	4ft nylon coated pull cable	11.94
39597	1/4" male	3ft nylon coated pull cable	11.77
39600	1/4" male	Air valve only	11.54

AIR TANK CHECK VALVE



- Single check valves allow air to pass from a single source to its destination, and prevent air travel in the opposite direction.

Part #	Male x Female	List Price
39604	1/4"	30.51
39605	3/8"	23.49
39606	1/2"	22.69

D-2 STYLE AIR BRAKE GOVERNOR



- Opening and closing pressures of 100 to 120 psi
- High temperature O-ring construction
- Gasket and plugs included
- Replaces Bendix 275491 & KN18530

Part #	Thread	Description	List Price
39592	6-1/8" NPT	Air Brake Governors D-2 style	24.09

IN-LINE QUICK RELEASE VALVE



- Quick release for the air break system
- 3/8” female exhaust port
- 2-3/8” female delivery port
- Cracking pressure: 1 PSI
- Helps meet the FMVSS -121 requirement for timing

Part #	Description	List Price
39610*	3/8" NPT In-Line quick release valve	14.97
39611**	1/2" NPT In-Line quick release valve	14.97

* Replaces Bendix 229859, 288351 & KN32005
** Replaces Bendix 229860 & KN32011

R-12 RELAY VALVE



- ¼” Relay Valve with multiple delivery ports

Replaces Bendix 102166, 102626, 103009

Part #	Supply Port	Delivery Port	Description	List Price
39613	1/2" NPT	4, 1/2"NPT	4 psi no Bracket	59.44
39614	1/2" NPT	4, 1/2"NPT	4 psi Relay Valve	59.73
39615	3/4" NPT	2, 1/2" NPT	4 psi Relay Valve	61.17

R-14 RELAY VALVE



- ¼" Relay Valve with two delivery and supply ports
- Replaces Bendix 103010

Part #	Supply Port	Delivery Port	Description	List Price
39616	2-3/4"NPT	2-1/2"NPT	4 psi Relay Valve	75.30

THREE WAY SOLENOID



- Operates a minimum GF 50,000 cycles
- Inlet port normally closed
- Must be mounted vertically with the air inlet port facing up
- 1/4" female NPT ports
- 12 Volts
- 100-120 psi operating pressure
- Attached mounting bracket with two 9/32" diameter mounting holes on 2-1/2" centers

Part #	Supply Port	Description	List Price
39684	2, 1/4" FPT	Three way Solenoid	75.43

UNIVERSAL SOLENOID



- Operates a minimum of 50,000 cycles.
- 125 amps at 12 volts.
- Continuous voltage.
- One on/off circuit
- 5/16 inch side studs, No. 10 top stud(s).
- 2 1/8 on Center
- 5/16 x 19/32
- Hardware included.
- Normally open

Part #	Description	List Price
39687	4 stud Solenoid	40.34
39688	3 stud Solenoid	37.14

AIR SOLENOID VALVE



- Operates a minimum of 50,000 cycles.
- 100 psi max pressure.
- 1/4" Thread
- 10 Watts, 12 VDC
- Replaces Neway 90054075

Part #	Description	List Price
39689	12V Closed	188.54
39690	12V Open	185.49

SEVEN-WAY COILED CABLE ASSEMBLIES



- ABS assemblies are heavy duty to power trailers
- HD Green gives clear ABS identification
- Resists abrasion, great coil retention
- Heavy duty plugs with spring guards
- ABS Cable meets SAE J2394
- Operating temperature range of -55° to +185°F

Pin Location	Color code	Gauge	Circuit
1	White	8	Ground
2	Black	12	Clearance, side and ID lamps
3	Yellow	12	Left turn and Hazard
4	Red	10	Stop lamp and Anti-lock
5	Green	12	Right turn and Hazard
6	Brown	12	Tail and Plate lamp
7	Blue	10	ABS Power Aux

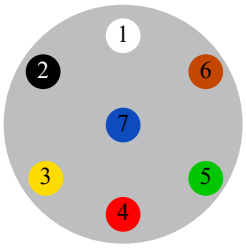

ABS

Part #	Length	Description	List Price
39736	12'	Coiled Electrical Cord, ABS w/12 in lead, w/plugs, Green	126.39
39737	15'	Coiled Electrical Cord, ABS w/12 in lead, w/plugs, Green	141.09

SEVEN-WAY COILED CABLE BLACK

- This high quality, durable construction is recommended for single-trailer configurations using standard lighting on non-ABS vehicles.
- Durable black outer jacket with heavy duty zinc die cast plugs and two spring guards included.



Pin	Color code	HD Gauge	Eco Gauge	Circuit
1	White	10	12	Ground
2	Black	12	14	Clearance, side and ID lamps
3	Yellow	12	14	Left turn and Hazard
4	Red	12	14	Stop lamp and Anti-lock
5	Green	12	14	Right turn and Hazard
6	Brown	12	14	Tail and Plate lamp
7	Blue	12	14	ABS Power Aux

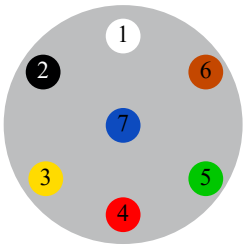

STANDARD - HEAVY DUTY

Part #	Length	Description	List Price
39738	12'	Coiled Electrical Cord, w/12 in lead, w/plugs, Black	104.30
39739	15'	Coiled Electrical Cord, w/15 in lead, w/plugs, Black	125.97

STANDARD - ECONOMY

Part #	Length	Description	List Price
39740	12'	Coiled Electrical Cord, w/12 in lead, w/plugs, Black	80.94
39741	15'	Coiled Electrical Cord, w/12 in lead, w/plugs, Black	92.91

SIX WAY COILED ELECTRIC CABLE ASSEMBLY



- 6', 8', 12' Length
- Includes 2 Thermoseal 6-way plugs
- For light duty towing applications such as boats and utility trailers
- Plugs are molded for moisture and corrosion resistance
- 4/14 Gauge cable
- Flexible from -55°F to 150°F (-66°C to 66°C)

Part #	Description	List Price
39752	6ft, 14awg w/12" Lead at 2 ends	65.60
39753	8 ft, 14awg w/12" Lead at 2 ends	69.61
39754	12ft,14awg w/12" Lead at 2 ends	79.61

FOUR WAY COILED ELECTRIC CABLE ASSEMBLY



- 4/14 Gauge cable
- 12' & 15' length
- Includes 2 Thermoseal 4-way plugs
- For light duty towing applications such as boats and utility trailers
- Plugs are molded for moisture and corrosion resistance
- Flexible from -55°F to 150°F (-66°C to 66°C)

Part #	Description	List Price
39748	12' with 12" Lead, both ends 4/14awg	66.00
39749	15' with 12" Lead, both ends 4/14awg	73.66

DUEL POLE COILED ELECTRIC CABLE ASSEMBLY



- Black Jacket
- 12' & 15' length
- 200 Amp at 12 VDC.
- Zinc die cast plugs.
- 4 gauge cable.

Part #	Description	List Price
39744	12' Coil With 12" Lead at 2 ends 4awg	226.31
39745	15' Coil With 12" Lead at 2 ends 4awg	261.77

SINGLE POLE COILED ELECTRIC CABLE ASSEMBLY



- Black Jacket
- 12' & 15' length
- For applications that require direct electrical power to trailer lift gates.
- Rated at 265 amps on/off service (30 seconds on/50 seconds off).
- Zinc die cast plugs with spring guards included.
- 4 gauge cable.

Part #	Description	List Price
39742	12' Coil With 12" Lead both ends 4awg	245.49
39743	15' Coil With 12" Lead both ends 4awg	261.40

7 WAY PLUGS AND SOCKETS



39758



39757



39772











- Heavy-duty, nickel-plated zinc die cast housings
- Brass terminal pins for maximum current carrying ability
- Field repairable with standard tools
- Fully interchangeable with other SAE-type, 7-way connectors
- ATA marked wire terminals.
- Internal clamp holds cable securely in place.
- Standard seven-way plugs meet ATA and SAE J560 requirements
- ISO plugs meet ISO 3731:1997 requirements.
- ISO socket prevents connections with Non-ISO plugs - Used in tractor/ trailer systems
- ISO color-coded yellow, non-corrosive reinforced nylon housing.

PLUGS

Part #	Description	List Price
39757	7-Way Single Grip Plug w/Spring Guard	13.43
39758	7-Way Single Grip Plug NO Spring.	10.26
39772	7-Way Double Grip Plug w/Spring.	11.74
39773	7-Way Double Grip Plug NO Spring Guard	11.27
39788	7-way ISO plug	22.57

SOCKETS

Part #	Description	List Price
39774	Solid Pin 7-Way Metal Socket	20.20
39775	Split Pin 7-Way Metal Socket	14.85
39789	7-way, ISO socket	29.17

7 WAY DOUBLE GRIP PLUG

- T-Grip weather guard
- Plastic grip

Part #	Description	List Price
39818	7-Way Double Grip Plug, Plastic	12.79

6 AND 7 WAY ADAPTER

Part #	Description	List Price
39786	Seven way plug to Six Way Socket Adapter	61.54
39787	Six way plug to Seven Way socket Adapter	83.17

RV 7-WAY PLUG

- Primarily used in RV applications.
- Constructed of molded PVC for impact resistance
- Blade Style Pin

Part #	Description	List Price
39819	7-way Plastic plug	13.46

RV 7-WAY SOCKET

- RV Screw-type socket
- 6-24 VDC.
- Mounting 2-1/4" inch on center .
- Constructed of molded PVC

Part #	Description	List Price
39820	7-way socket	13.80



6 - WAY PLUGS AND SOCKETS

Part #	Description	List Price
39782	6-Way Double Grip Metal Plug w/Spring Guard.	9.71
39783	6-Way Metal Socket.	10.77

4 WAY PLUGS AND SOCKETS



- Heavy-duty zinc die cast housings on plugs and sockets.
- Plug locking system works with socket door to ensure proper hookup and prevent unintentional disconnections.
- Spring guard supports and protects cable.

4 - WAY

Part #	Description	List Price
39778	4-Way Double Grip Metal Plug w/Spring Guard.	8.60
39779	4-Way Metal Socket.	9.03

2 POLE PLUGS AND SOCKETS



- 200 amp 4 gauge wire capacity.
- Heavy-duty zinc die cast housing.
- Internal ground.
- Spring guard supports and protects cable.

Part #	Description	List Price
39768	2 Pole Double Grip Metal Plug w/Spring Guard.	24.86
39769	2 Pole Metal Socket	28.26

SINGLE POLE PLUGS AND SOCKETS



- Used to provide power to heavy draw auxiliary trailer equipment.
- Heavy-duty zinc die cast housings.
- Power and ground terminals hold up to 1/0 gauge wire.

Part #	Description	List Price
39764	1-Way Double Grip Plug w/Spring Guard.	22.06
39765	1-Way Double Grip Plug w/Spring Guard and Ground Kit	24.40
39766	1-Way Metal Socket	19.34
39767	1-Way Metal Socket and Ground Kit	20.97

GROUND KIT



Part #	Description	List Price
39809	Ground Kit (Bolt, Nut and Wire Lug) for 1-Way Plug or Socket	1.60

PROTECTOR BOOT FOR PLUG



- Protective rubber boot seals out moisture and contaminants

Part #	Description	List Price
39807	Protector Boot	1.14

7 WAY SOCKET WITH CIRCUIT BREAKER



- Non-corrosive, reinforced nylon housing for added durability.
- Designed for No. 8 ring terminals.
- ATA color-coded contacts.
- Solid brass split pins are zinc-plated for corrosion resistance.
- Each socket includes automatic reset circuit breakers with positive snap action to eliminate arcing (unless otherwise noted).
- Mounting holes are 4 1/2 inch on center and include steel bushings for added housing protection.
- Adhesive-backed mounting gasket included.
- Circuit breaker sockets meet SAE J560 requirements.

Part #	Description	List Price
39792	No circuit breakers	33.09
39793	15amp Plastic with circuit breakers	57.23
39794	20amp Plastic with circuit breakers	57.23
39795	30amp Plastic with circuit breakers	57.23

7 WAY CIRCUIT CHASER



- Instantly finds short or faulty circuits
- Portable

Part #	Description	List Price
39805	7 way circuit	19.72

CIRCUIT BREAKERS - PLASTIC



- Colored Battery molded Stud
- 12 Volt
- Meets SAE j553 requirements
- Nuts included

Part #	Description	List Price
39800	15 AMP	5.86
39801	20 AMP	5.86
39802	25 AMP	5.86
39803	30 AMP	5.86

NOSE BOX - DEEP



- Zinc - extra deep

Part #	Description	List Price
39814	Deep Nose Box	31.69

BATTERY GROUND STRAP



- 4 gauge wire.
- Molded zinc-plated steel lugs and tin-plated copper stranding.
- 7/16 inch diameter bolt hole.
- 12" Long

Part #	Description	List Price
39712	12", 4 Gauge ground strap	14.60

STAINLESS STEEL BATTERY NUT



Part #	Type	List Price
39713	3/8"	3.60

RUBBER GROMMET

- Black Rubber



Part #	ID	OD	List Price
95450	5/16"	9/16"	0.29
95451	5/8"	1 1/4"	0.46
95452	3/4"	1 3/4"	0.80

Action may not always bring happiness; but there is not happiness without action.

—Benjamin Disraeli



DEER WHISTLES

- Produces two separate and unique frequencies
- High output airflow activated
- Can be removed from base for cleaning and car washes
- Mounts with high bond tape **(included)**
- Lowers risk for vehicle-animal collisions

Part #	Description	List Price
39465	2 pack whistle	9.12



CABLE TIE STRAPS - NYLON

- Used to secure and bundle
- CSA Certified
- RoHs Compliant
- UV or Standard

STANDARD

Part #	Length	Strength	Package Qty	List Price
95601	7 1/2"	50lb	100	11.40
95602	11"	50 lb	100	13.68
95603	14.5"	50 lb	100	22.23
95604	24"	175 lb	50	48.45
95605	36"	175lb	50	57.00
95606	48"	175 lb	50	88.35

UV BLACK

Part #	Length	Strength	Package Qty	List Price
95610	7 1/2"	50lb	100	11.40
95611	14"	50 lb	100	22.23
95612	24"	175lb	50	48.45
95613	36"	175lb	50	57.00

CONSPICUITY TAPE



95620







Tape is designed for trucks, trailers, and other vehicles for easy nighttime vehicle recognition and increased road safety. It is a high quality, durable microprismatic retroreflective material with a pressure sensitive adhesive. The solid construction does not require edge sealing. Conspicuity tape provides superior reflectivity and may help reduce accidents.

- DOT -C2 Certified
- Meets or exceeds NHTSA, FMVSS 108 & ASTM D4956
- Meets Canada TSD 108
- 10 year durability

Part #	Description	App. Wt.	List Price
95620	2" x 150' Roll of 11" Red / 7" White	0.32	310.00
95621	2" x 150' Roll of 6" Red / 6" White	0.32	292.94
95622	2" x 150' Roll of solid white	0.32	292.94
95623	2" x 18", kiss cut strip, white	0.03	5.02
95624	2" x 18" kiss cut strip of 11" Red / 7" White	0.03	4.63



95625



95627

- Meets or exceeds ANSI/ASAE S279, ANSI/ASAE S276 & ASTM D-4956
- 7 year durability

Part #	Description	App. Wt.	List Price
95625	1" X 150' Roll of solid yellow	0.17	168.38
95626	2" X 150' Roll of solid yellow	0.32	431.83
95627	3" round all plastic reflector, Red	0.06	7.48
95628	3 3/4" x 6 1/2" American flag, type IV HIP	0.02	9.03



95628

TARP STRAPS



- Heavy Duty EPDM tarp straps
- Longer lasting than rubber
- Greater stretch length
- Ozone and weather resilient
- Made in the USA

Part #	Strap Length	Material	Description	Qty	List Price
990790	10"	EPDM	Tarp strap with S hook	50	2.26
990791	15"	EPDM	Tarp strap with S hook	50	2.34
990792	21"	EPDM	Tarp strap with S hook	50	2.51
990793	31"	EPDM	Tarp strap with S hook	50	3.42
990794	41"	EPDM	Tarp strap with S hook	50	5.06

NYLON DOT AIR BRAKE TUBING







- Air Brake Tubing available from inventory in a large variety of colors and sizes
- Superior cold weather flexibility and abrasion resistance
- UV and ozone resistant nylon
- Meets or exceeds SAEJ844 (Type A - non-reinforced & Type B - reinforced)
- Meets or exceeds DOT requirements for use with compression fittings (NOTE: SAE does not recognize 1/8", 5/32" or 3/16" O.D. tubing for use with air brake systems)
- Air Brake Tubing identified per SAE J844 & FMVSS No. 106 Brake Hoses, 49 CFR 571.106
- Conforms to our own rigorous qualification and inspection testing which exceeds SAE and DOT requirements
- Designed to operate at up to 150 psi in air brake systems
- Resistant to attack by gasoline, diesel fuel and commonly used road and cleaning chemicals
- Air Brake Tubing available on bulk spools or by packages
- Operating range: -40°- 200°F - Not made for fuel

Part Number	Color	Length	Nominal O.D.	Nominal Wall	List Price
38-950B2	Black	2000'	1/8"	0.023"	1800.00
38-950	Black	100'	1/8"	0.023"	101.70
38-95BA	Black	50'	1/8"	0.023"	60.00
38-951B1	Black	1000'	5/32"	0.032"	1380.00
38-951	Black	100'	5/32"	0.032"	1380.00
38-951BA	Black	50'	5/32"	0.032"	105.00
38-953B1	Black	1000'	3/16"	0.035"	1800.00
38-953	Black	100'	3/16"	0.035"	198.00
38-953BA	Black	50'	3/16"	0.035"	120.00
38-9523	Black	1000'	1/4"	0.040"	1500.00
38-9522	Black	500'	1/4"	0.040"	697.50
38-952	Black	100'	1/4"	0.040"	142.80
38-952BA	Black	50'	1/4"	0.040"	76.74
38-952U1	Blue	1000'	1/4"	0.040"	1080.00
38-952U	Blue	100'	1/4"	0.040"	178.73
38-952UA	Blue	50'	1/4"	0.040"	90.00
38-952O	Orange	100'	1/4"	0.040"	120.00
38-952OA	Orange	50'	1/4"	0.040"	90.00
38-952G1	Green	1000'	1/4"	0.040"	1140.00
38-952G	Green	100'	1/4"	0.040"	142.80
38-952GA	Green	50'	1/4"	0.040"	90.00
38-952R1	Red	1000'	1/4"	0.040"	1140.00
38-952R	Red	100'	1/4"	0.040"	133.39
38-952RA	Red	50'	1/4"	0.040"	90.00
38-952Y1	Yellow	1000'	1/4"	0.040"	1140.00
38-952Y	Yellow	100'	1/4"	0.040"	120.00
38-952YA	Yellow	50'	1/4"	0.040"	90.00
38-954B5	Black	500'	5/16"	0.040"	750.00
38-954	Black	100'	5/16"	0.040"	156.00
38-954BA	Black	50'	5/16"	0.040"	141.00
38-960B5	Black	500'	3/8"	0.062"	1472.00
38-960	Black	100'	3/8"	0.062"	280.72
38-960BA	Black	50'	3/8"	0.062"	158.40
38-960U5	Blue	500'	3/8"	0.062"	965.61
38-960U	Blue	100'	3/8"	0.062"	366.47
38-960UA	Blue	50'	3/8"	0.062"	156.00
38-960O5	Orange	500'	3/8"	0.062"	960.00
38-960O	Orange	100'	3/8"	0.062"	210.00
38-960OA	Orange	50'	3/8"	0.062"	156.00
38-960G5	Green	500'	3/8"	0.062"	960.00
38-960G	Green	100'	3/8"	0.062"	270.00
38-960GA	Green	50'	3/8"	0.062"	156.00
38-960R5	Red	500'	3/8"	0.062"	960.00
38-960R	Red	100'	3/8"	0.062"	270.00
38-960RA	Red	50'	3/8"	0.062"	156.00

Part Number	Color	Length	Nominal O.D.	Nominal Wall	List Price
38-960Y5	Yellow	500'	3/8"	0.062"	960.00
38-960Y	Yellow	100'	3/8"	0.062"	270.00
38-960YA	Yellow	50'	3/8"	0.062"	156.00
38-965B5	Black	500'	1/2"	0.062"	1799.55
38-965	Black	100'	1/2"	0.062"	384.80
38-965BA	Black	50'	1/2"	0.062"	198.00
38-965U5	Blue	500'	1/2"	0.062"	1290.00
38-965U	Blue	100'	1/2"	0.062"	450.00
38-965UA	Blue	50'	1/2"	0.062"	198.00
38-965O5	Orange	500'	1/2"	0.062"	1290.00
38-965O	Orange	100'	1/2"	0.062"	270.00
38-965OA	Orange	50'	1/2"	0.062"	198.00
38-965G5	Green	500'	1/2"	0.062"	1290.00
38-965G	Green	100'	1/2"	0.062"	270.00
38-965GA	Green	50'	1/2"	0.062"	198.00
38-965R5	Red	500'	1/2"	0.062"	1290.00
38-965R	Red	100'	1/2"	0.062"	463.68
38-965RA	Red	50'	1/2"	0.062"	198.00
38-965Y5	Yellow	500'	1/2"	0.062"	1290.00
38-965Y	Yellow	100'	1/2"	0.062"	270.00
38-965YA	Yellow	50'	1/2"	0.062"	198.00
38-970BC	Black	250'	5/8"	0.092"	1140.00
38-970	Black	100'	5/8"	0.092"	478.43
38-970BA	Black	50'	5/8"	0.092"	243.00
38-970GC	Green	250'	5/8"	0.092"	1140.00
38-970G	Green	100'	5/8"	0.092"	462.00
38-970GA	Green	50'	5/8"	0.092"	309.00
38-970RC	Red	250'	5/8"	0.092"	1140.00
38-970R	Red	100'	5/8"	0.092"	462.00
38-970RA	Red	50'	5/8"	0.092"	290.70
38-975BC	Black	250'	3/4"	0.092"	1904.82
38-975	Black	100'	3/4"	0.092"	797.50
38-975BA	Black	50'	3/4"	0.092"	348.00
38-975GC	Green	250'	3/4"	0.092"	1470.00
38-975G	Green	100'	3/4"	0.092"	594.00
38-975GA	Green	50'	3/4"	0.092"	414.00

FUEL LINE AND VAPOR EMISSION



•SAE 30R7
•Nitrile tube w/ spiral synthetic cord, hypalon cover.
•50 p.s.i. working pressure. 1/2 -35 PSI
•-40^0 F to + 257^0 F temperature range.
•Low pressure/ high temperature fuel for cars, light trucks, and small engines.
• Meets SAE J1402

Part #	ID	OD	Length	List Price
38-920	3/16	13/32	25'	160.50
38-926	5/16	9/16	25'	196.50
38-923	1/4	1/2	25'	172.50
38-927	3/8	5/8	50'	252.00

AIR BRAKE HOSE



• Black

•Spiral synthetic cord reinforcement with neoprene cover.
•-40^0 F to +200^0 F temperature range.
•Max opperating pressure 255 psi
•Max burst pressure 900 psi
• Meets SAE J1402

Part #	ID	OD	Length	List Price
38-910	3/8	3/4	50'	120.44
38-915	1/2	7/8	50'	180.48

If we all did the things we are capable of doing, we would literally astound ourselves.

– Thomas A. Edison

HYDRAULIC ADAPTERS & ACCESSORIES



STEEL ADAPTERS

Technical information ... 389
Profile size chart 396
Steel Pipe Swivels 397
37° JIC Flare Straights 399
37° JIC Flare Shapes 401
Bulkhead Adapters 402
Steel Pipe Fittings 404
O-Ring Adapters Straight . 408
JIC Swivels 410
O-Ring Adapters 412
O-Ring Face Seal 415
BSPT/ BSPP Adapters 418
Metric Adapters 420

HYDRAULIC QUICK DISCONNECTS

Thread to Connect - Wing 422
ISO A Interchange 422
ISO B Interchange 422
Flush Face ISO 423
VEP Series 423
AG Interchange 424
Hydraulic Jack Q/D 424

HYDRAULIC VALVES & ACCESSORIES

Hydraulic Motor 425
Hydraulic Gear Pump 426
Flow Control Valve 428
Variable Flow Counter 429
Air Breathers 429

PLATING SPECIFICATION

Our standard Trivalent, Cr^{+3} plating performs at nearly double the S.A.E. corrosion resistance requirement. The plating meets ASTM B633, Fe/Zn 5. The thickness is 5um-13um. This plating is silver in appearance and has been testing at 96 hours to white rust and 120 hours to red rust.

WORKING PRESSURE

The tables on the following pages list the recommended working pressure for a variety of hydraulic fittings made in accordance with certain industry standards. Many factors such as impulse, vibration, mechanical shock, and improper assembly may affect the integrity of the fitting connection.

We recommend sufficient testing be conducted to ensure that performance levels will be safe and satisfactory, especially if installed in systems operating at elevated pressures or in severe conditions. Working pressure ratings are capable of a 4 to 1 minimum burst. All steel fittings meet or exceed the minimum SAE pressure ratings. Always consider application and maximum pressure requirements when selecting fittings.

METHODS FOR INSTALLING FITTINGS

There are three methods for installing a fitting:

- Torque wrench
- Flats From Wrench Resistance
- Turns From Finger Tight

For Flare and NPSM Fittings, we recommend the flats from wrench resistence method be used whenever possible.

The differences in material, plating, and surface finish impacts the coefficient of friction when installing or connecting fittings. To minimize these variances, we recommend that fitting connections are lubricated when installed. Connections that are lubricated provide a more accurate installation torque, which results in fewer leaks.

USING A TORQUE WRENCH

The torque values given in the tables on the following pages are for reference purposes only based on industry standard practice and for low carbon steel mating with steel/iron components. Actual torque values may need to be adjusted due to variances described above.

SAE recommends always making a wet (lubricated) installation or connection to reduce friction on moving parts, O-rings, and variances in material and plating. The torque values in these tables are based off SAE values using a .17 coefficient of friction as per SAE J2593. Many hydraulic leaks are a result of over-torque, which causes excessive deformation of material or exceeds the yield strength of the material, which may reduce the load or clamping force between seal contacts.

If more than one value or range is given, use the lower value first and increase only if required. Over-torquing can damage a fitting or mating component.

SAE O-Ring Boss Port Specifications

O-ring Boss ports (ORB) provide a seal by trapping the fitting's O-ring inside a port cavity. When a fitting is installed into the port, the O-ring is trapped between the fitting body hex or washer and port cavity.

Straight fittings include a hex, and sometimes an additional cylindrical shoulder below the hex and above the threads, to trap the O-ring in the port cavity.

Elbow and Tee fittings require a backup washer and a locknut above the O-ring on the threaded stud to permit a 360° orientation of the fitting around the port.

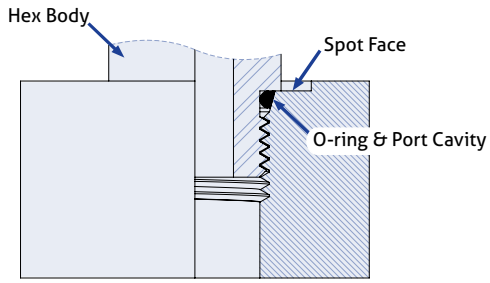

Straight SAE ORB

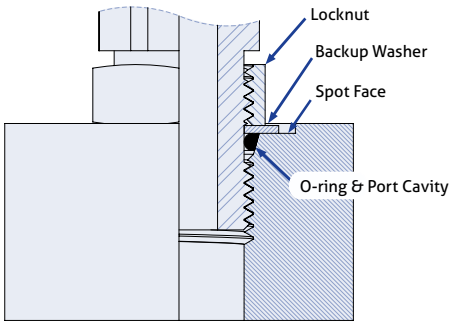

Adustable SAE ORB

The following table lists the specifications for SAE O-Ring Boss Ports.

SAE O-Ring Boss Specifications								
Dash Size	Tube Size	Thread	SAE-ORB to JIC and Pipe Fittings*			SAE-ORB to ORFS Fittings**		
			Torque	Working Pressure		Torque	Working Pressure	
			Adjustable & Non- Adjustable	Adjustable	Non-Adjustable	Adjustable & Non- Adjustable	Adjustable	Non- Adjustable
			(ft-lbs) +25% -0%	*(psi)*	*(psi)*	*(ft-lbs) +25% -0%*	*(psi)*	*(psi)*
02	*1/8*	*5/16-24*	*6*	*4500*	*4500*	-	-	-
03	*3/16*	*3/8-24*	*7*	*4500*	*4500*	*7*	*5800*	*9100*
04	*1/4*	*7/16-20*	*13*	*4500*	*4500*	*15*	*5800*	*9100*
05	*5/16*	*1/2-20*	*18*	*4500*	*4500*	*18*	*5800*	*9100*
06	*3/8*	*9/16-18*	*22*	*3600*	*4500*	*26*	*5800*	*9100*
08	*1/2*	*3/4-16*	*37*	*3600*	*4500*	*52*	*5800*	*9100*
10	*5/8*	*7/8-14*	*44*	*2900*	*3600*	*74*	*5800*	*9100*
12	*3/4*	*1-1/16-12*	*70*	*2900*	*3600*	*125*	*5800*	*5800*
14	*7/8*	*1-3/16-12*	*92*	*2300*	*2900*	*158*	*5800*	*5800*
16	*1*	*1-5/16-12*	*111*	*2300*	*2900*	*199*	*4500*	*5800*
20	*1 1/4*	*1-5/8-12*	*147*	*1800*	*2300*	*210*	*3600*	*3600*
24	*1 1/2*	*1-7/8-12*	*155*	*1800*	*2300*	*273*	*2900*	*3600*
32	*2*	*2-1/2-12*	*221*	*1450*	*1800*	-	-	-
* = Light duty studs included on JIC, NPTF and NPSM fittings per SAE J1926/3 & J514 ** = Heavy duty studs included on ORFS fittings per SAE J1926/2 & J1453								
Note: Torque values are for wet torque and are allowed up to 25% the listed value according to SAE J2593.								

JIC Adapter Specifications

Male flared fittings include a conical nose with external threads for clamping.

A flared fitting or tube assembly is tightened against the cone with a swivel nut. By forcing the flare against the cone during the torquing process, the nose cone is slightly deformed and meshes to create a metal to metal seal between the flare and the cone.

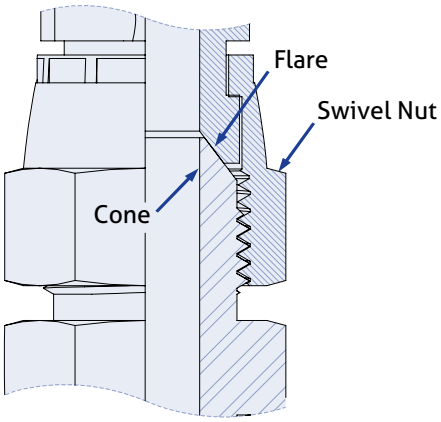

The following table lists the specifications for JIC adapters.

JIC Specifications							
Dash Size	Tube Size	Thread	Working Pressure		Torque		
			Male	Female Swivel Nut	JIC Rigid	JIC Swivel	Bulkhead Locknut
			(psi)	(psi)	(FFWR)	(FFWR)	(ft-lbs) +25% -0%
02	1/8	5/16-24	5000	5000	1/4 - 1/2	2	4
03	3/16	3/8-24	5000	5000	1/4 - 1/2	2	6
04	1/4	7/16-20	5000	4500	1/4 - 1/2	2	10
05	5/16	1/2-20	5000	4000	1/4 - 1/2	2	13
06	3/8	9/16-18	5000	4000	1/4 - 1/2	2	16
08	1/2	3/4-16	4500	4000	1/4 - 1/2	2	27
10	5/8	7/8-14	3500	3000	1/4 - 1/2	1 1/2	32
12	3/4	1-1/16-12	3500	3000	1/4 - 1/2	1 1/2	52
14	7/8	1-3/16-12	3000	2500	1/4 - 1/2	1 1/2	66
16	1	1-5/16-12	3000	2500	1/4 - 1/2	1 1/2	85
20	1 1/4	1-5/8-12	2500	2000	1/4 - 1/2	1	111
24	1 1/2	1-7/8-12	2000	1500	1/4 - 1/2	1	114
32	2	2-1/2-12	1500	1125	1/4 - 1/2	1	162
Values are per SAE J514							

It has been my observation that most people get ahead during the time that others waste. -*Henry Ford*

Pipe & Pipe Swivel Adapter Specifications

NPSM fittings include an inverted 60° cone inside an internally threaded swivel union nut. Male NPTF fittings that have a 30° internal chamfer that make a 60° inverted cone, will mate with NPSM swivel unions.

NOTE: THE MATING MALE THREADS MUST INCLUDE AN INSIDE CHAMFER ON THE END OF THE FITTING THAT MATES WITH THE INVERTED CONE. THREADS ARE FOR CLAMPING FORCE ONLY AND THE SEALING OCCURS ON A SMALL RADIAL SECTION BETWEEN THE MALE FITTING INTERNAL CHAMFER AND THE SWIVEL UNION INVERTED CONE.

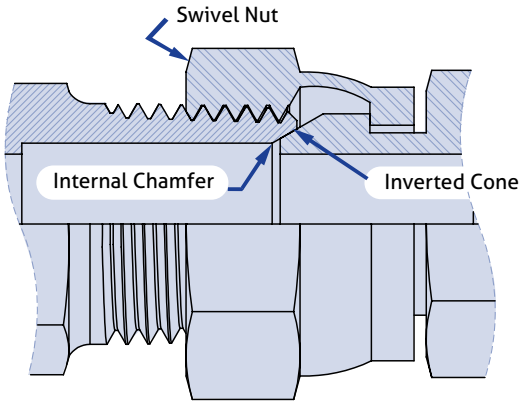

NPTF & NPSM Union

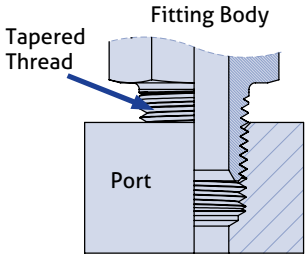

NPT & NPTF Assembly

NPT and NPTF pipe threads seal by wedging the tapered threads through deformation into each other. Both of these threads require thread sealants to complete a seal.

The following table lists the specifications for NPT, NPTF, and NPSM Pipe adapters.

NPT, NPTF, and NPSM Pipe Specifications						
Dash Size	Thread Size	Major OD* (inch)	Working Pressure		Torque	
			NPT, NPTF Male and Female	NPSM Female Swivel Nut	NPT, NPTF	NPSM Swivel Union
			(psi)	*(psi)*	*(TFFT)*	*(FFWR)*
02	*1/8-27*	*.405*	*5000*	*5000*	*2-3*	*2*
04	*1/4-18*	*.540*	*4000*	*5000*	*2-3*	*2*
06	*3/8-18*	*.675*	*3000*	*4000*	*2-3*	*2*
08	*1/2-14*	*.84*	*3000*	*3500*	*2-3*	*2*
12	*3/4-14*	*1.050*	*2500*	*2250*	*2-3*	*2*
16	*1-11 1/2*	*1.315*	*2000*	*2000*	*1 1/2 - 2 1/2*	*1 1/2*
20	*1 1/4-11 1/2*	*1.660*	*1150*	*1625*	*1 1/2 - 2 1/2*	*1 1/2*
24	*1 1/2-11 1/2*	*1.900*	*1000*	*1250*	*1 1/2 - 2 1/2*	*1 1/2*
32	*2-11 1/2*	*2.375*	*1000*	*1125*	*1 1/2 - 2 1/2*	*1 1/2*
Values are per SAE J514 & J2593						

NPT, NPTF, and NPSM Pipe Specifications

Folks who never do any more than they are paid for, never get paid for any more than they do.

-Elebert Hubbard

O-ring Face Seal Adapter Specifications

O-ring face seal fittings include a precision groove in the face of the male fitting. Sealing occurs when an O-ring is trapped in the groove by a smooth flat flange that is clamped against the face with a nut or nut and sleeve. The flat flange may be formed or brazed onto the end of a tube, or is machined on a fitting.

There are two SAE groove types:
- Type A: The original style A O-ring has no retaining ledge.
- Type B: The Type B groove has a retaining ledge (half dovetail) that improves O-ring retention. The Type B style is more commonly found and is a design improvement over the Type A.

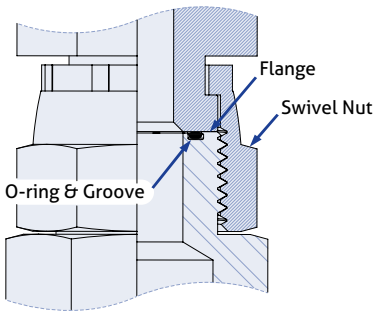

ORFS Fitting Assembly

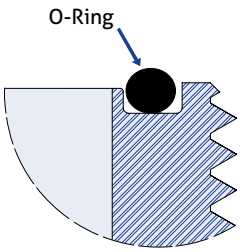

Detail View of Cross Section of Groove Type A

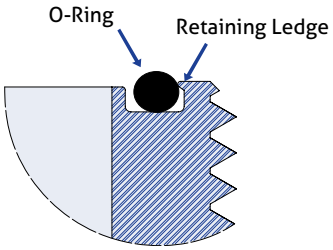

View of Groove Type B

The following table lists the specifications for O-ring Face Seal adapters.

ORFS Specifications								
Dash Size	Tube Size	Thread Size	Working Pressure		Torque			
			Male	Female Swivel Nut	Male & Female	Bulkhead Locknut	Tube Nuts	Swivel Nuts
			(psi)	*(psi)*	*(ft-lbs) +25% -0%*	*(ft-lbs) +25% -0%*		
04	*1/4*	*9/16-18*	*6000*	*6000*	*18*	*16*	*1/4-1/2*	*1/2-3/4*
06	*3/8*	*11/16-16*	*6000*	*6000*	*29*	*22*	*1/4-1/2*	*1/2-3/4*
08	*1/2*	*13/16-16*	*6000*	*6000*	*41*	*29*	*1/4-1/2*	*1/2-3/4*
10	*5/8*	*1-14*	*6000*	*6000*	*44*	*44*	*1/4-1/2*	*1/2-3/4*
12	*3/4*	*1-3/16-12*	*6000*	*6000*	*66*	*66*	*1/4-1/2*	*1/3-1/2*
16	*1*	*1-7/16-12*	*6000*	*5000*	*92*	*92*	*1/4-1/2*	*1/3-1/2*
20	*1 1/4*	*1-11/16-12*	*4000*	*4000*	*125*	*111*	*1/4-1/2*	*1/3-1/2*
24	*1 1/2*	*2-12*	*4000*	*3000*	*147*	*125*	*1/4-1/2*	*1/3-1/2*
Note: Values are per SAE J2593 & J1453								
Torque values are for wet installation of steel components. Reduce torque values for softer material components.								

ORFS Specifications

BSPT, BSPP and Metric Adapter Specifications

BSPT and Metric tapered threads install and work in the same manner as NPT and NPTF.

Male BSPP fittings include an inverted 60° cone inside an internally threaded swivel union nut. Male BSPP fittings that have a 30° internal chamfer that make a 60° inverted cone, will mate with Female BSPP swivel unions.

NOTE: THE MATING MALE THREADS MUST INCLUDE AN INSIDE CHAMFER ON THE END OF THE FITTING THAT MATES WITH THE INVERTED CONE. THREADS ARE FOR CLAMPING FORCE ONLY AND THE SEALING OCCURS ON A SMALL RADIAL SECTION BETWEEN THE MALE FITTING INTERNAL CHAMFER AND THE SWIVEL UNION INVERTED CONE.

DIN swivel unions have a 24° inverted cone and may be installed into DIN bite-ring compression fittings. To provide enhanced performance, an O-ring is sometimes included in the cone of some DIN swivel unions.

British Standard Pipe Parallel (BSPP) and Metric Parallel threaded ports do not include a port cavity like the O-ring Boss or ISO 6149 port. Instead, an O-ring sits on top of the spot face or external surface and is surrounded by a metal retaining ring or other retaining component to trap the O-ring between the fitting hex, body, and spot face.

Elbow and Tee fittings have a locknut, backup washer, O-ring and retaining washer to permit 360° orientation around the axis of the port.

The following table lists the specifications for **BSPP & BSPT Adapters**

BSPP & BSPT Specifications				
Dash Size	BSPT & BSPP		Torque	
	THREAD SIZE	MAJOR OD*	BSPP Swivel Union	BSPT
		(inch)		
02	1/8-28	0.383	2	2-3
04	1/4-19	0.518	2	2-3
06	3/8-19	0.656	2	2-3
08	1/2-14	0.825	2	2-3
10	5/8-14	0.929	2	2-3
12	3/4-14	1.041	2	2-3
16	1-11	1.309	1 1/2	1 1/2 - 2 1/2
20	1 1/4-11	1.650	1 1/2	1 1/2 - 2 1/2
24	1 1/2-11	1.882	1 1/2	1 1/2 - 2 1/2
32	2-11	2.347	1 1/2	1 1/2 - 2 1/2

The following table lists the specifications for **Metric Adapters**

Metric DIN 3852-1 Threads	
Dash Size	THREAD SIZE
	(mm)
08	8 x 1.0
10	10 x 1.0
12	12 x 1.5
14	14 x 1.5
16	16 x 1.5
18	18 x 1.5
20	20 x 1.5
22	22 x 1.5
24	24 x 1.5
26	26 x 1.5
27	27 x 2.0
30	30 x 2.0
33	33 x 2.0
39	39 x 2.0
42	42 x 2.0
48	48 x 2.0
60	60 X 2.0
Values are from DIN 3852-1	

HYDRAULIC ADAPTERS — PROFILE SIZE CHART

MALE JIC/ MALE O-RING BOSS

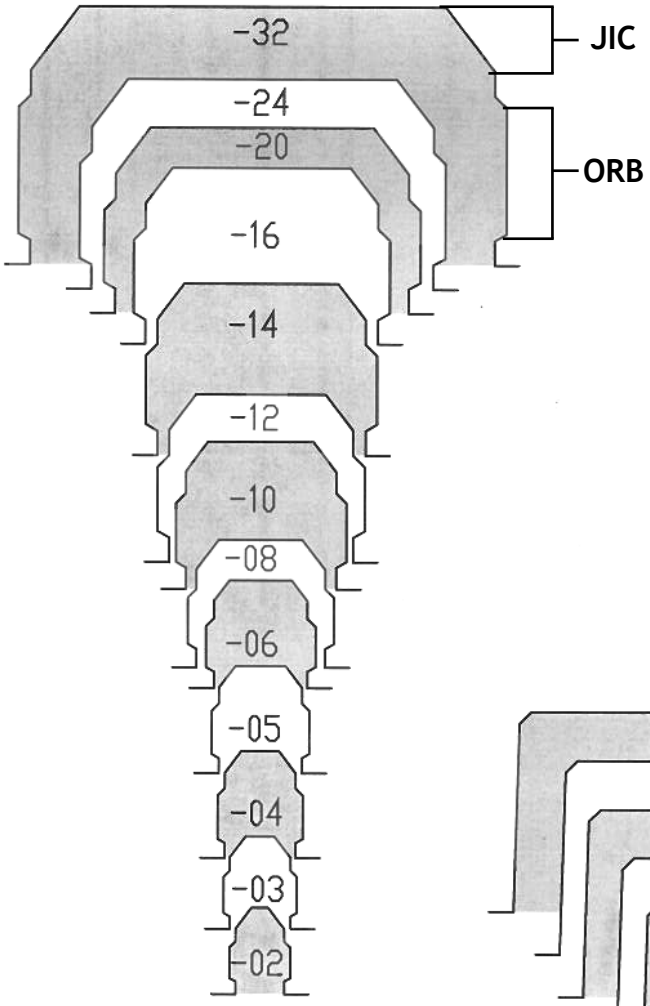

O-RING FACE SEAL

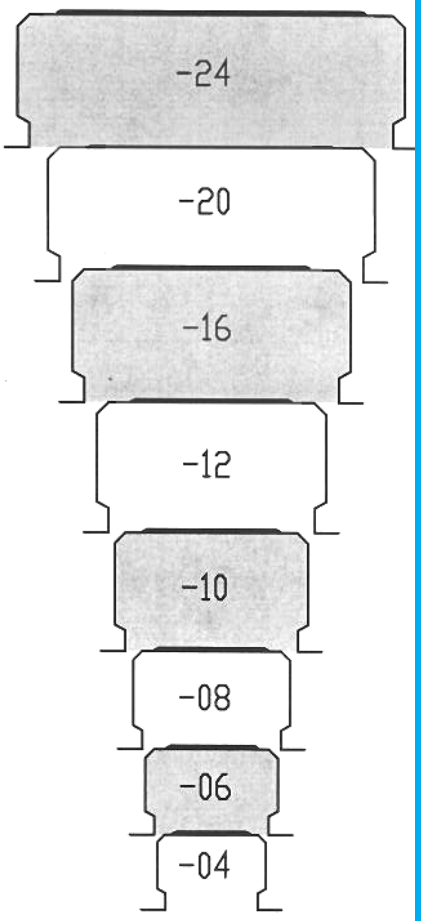

MALE PIPE

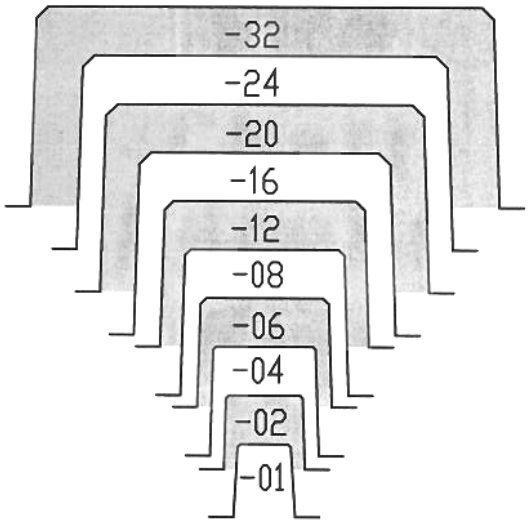

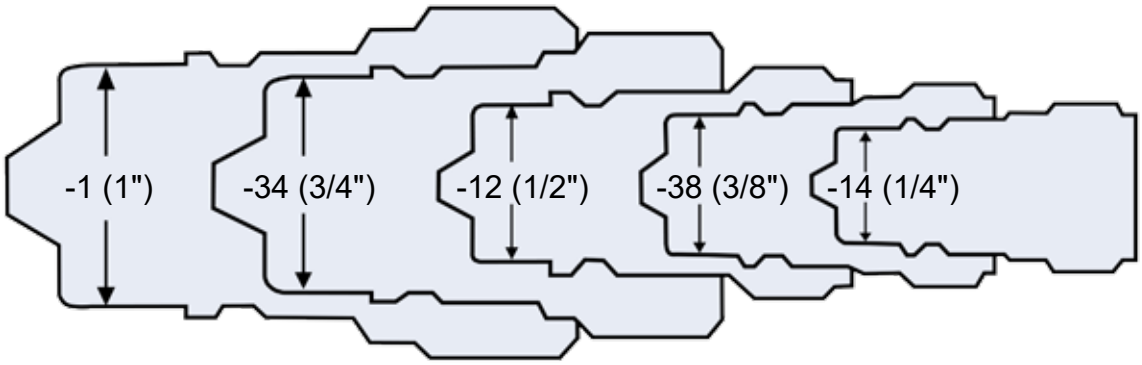

AG INTERCHANGE - NV SERIES

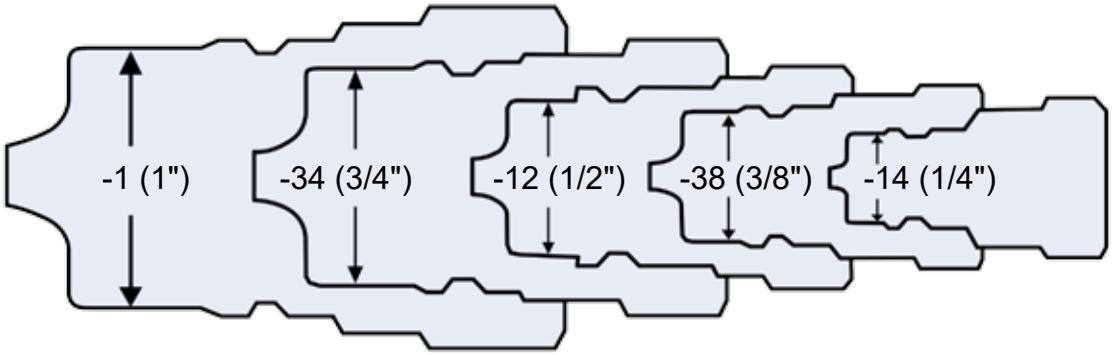

ISO 7241 - 1 - ISO A - ANV SERIES

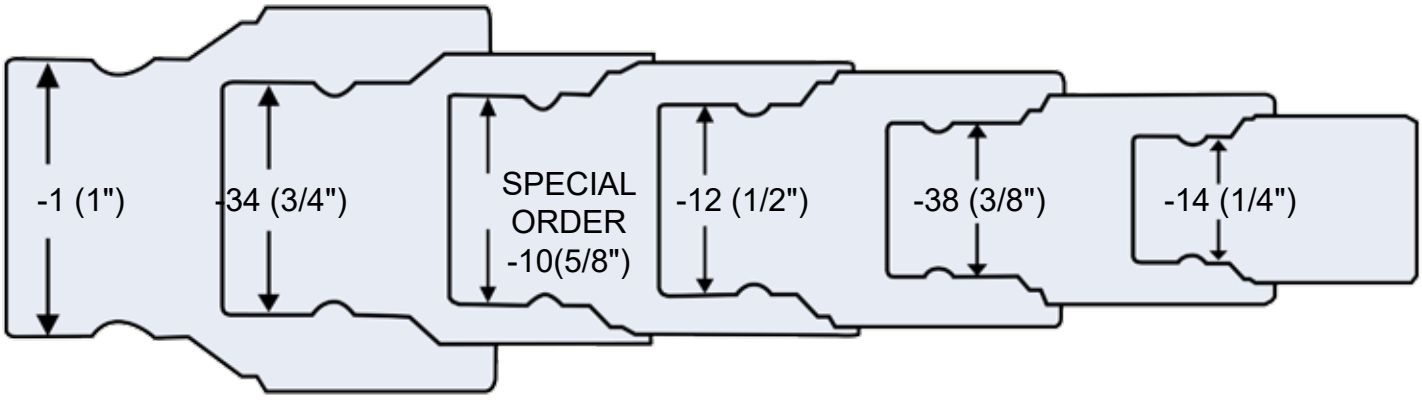

ISO 16028 - FF SERIES

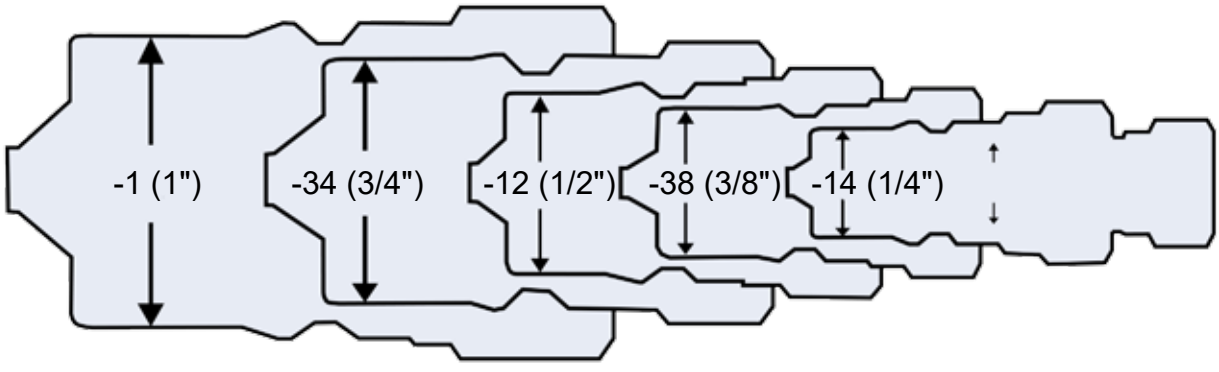

ISO 7241 - 1 ISO B - HNV SERIES

STEEL PIPE SWIVEL ADAPTERS

MALE PIPE SWIVEL ADAPTER

SAE 140130



Part #	Male Pipe 1	Female NPSM 2	List Price
1404-2-2	1/8	1/8	1.80
1404-4-2	1/4	1/8	3.86
1404-4-4	1/4	1/4	1.83
1404-6-6	3/8	3/8	3.83
1404-6-8	3/8	1/2	3.49
1404-8-4	1/2	1/4	4.29
1404-8-6	1/2	3/8	5.03
1404-8-8	1/2	1/2	3.50
1404-12-8	3/4	1/2	5.53
1404-12-12	3/4	3/4	5.10
1404-12-16	3/4	1	11.83
1404-16-12	1	3/4	11.36
1404-16-16	1	1	9.05
1404-20-16	1-1/4	1	18.92
1404-20-20	1-1/4	1-1/4	16.71
1404-24-24	1-1/2	1-1/2	22.29
1404-32-32	2	2	49.67

1404 2045R 1210 9205R 0107

FEMALE PIPE SWIVEL ADAPTER

SAE 140131



Part #	Female Pipe 1	Female NPSM 2	List Price
1405-2-2	1/8	1/8	3.00
1405-4-4	1/4	1/4	2.45
1405-6-4	3/8	1/4	2.90
1405-6-6	3/8	3/8	3.31
1405-6-8	3/8	1/2	3.72
1405-8-4	1/2	1/4	5.06
1405-8-8	1/2	1/2	3.87
1405-12-12	3/4	3/4	5.52
1405-16-12	1	3/4	13.10
1405-16-16	1	1	8.13
1405-20-20	1-1/4	1-1/4	25.52
1405-24-24	1-1/2	1-1/2	26.38
1405-32-32	2	2	41.52

1405 2046R 1212 9255 C207

MALE PIPE ELBOW SWIVEL ADAPTER

SAE 140230



Part #	Male Pipe 1	Female NPSM 2	List Price
1501-2-2	1/8	1/8	2.69
1501-4-2	1/4	1/8	2.79
1501-4-4	1/4	1/4	2.44
1501-6-4	3/8	1/4	6.56
1501-6-6	3/8	3/8	3.73
1501-8-6	1/2	3/8	4.43
1501-8-8	1/2	1/2	5.04
1501-12-8	3/4	1/2	8.46
1501-12-12	3/4	3/4	7.78
1501-16-12	1	3/4	17.20
1501-16-16	1	1	11.96
1501-20-20	1-1/4	1-1/4	26.64
1501-32-32	2	2	80.79

1501 2047R 1218 9405 2107

FEMALE UNION ELBOW SWIVEL ADAPTER

SAE 140231



Part #	Female Pipe 1	Female NPSM 2	List Price
1502-2-2	1/8	1/8	4.38
1502-4-4	1/4	1/4	3.80
1502-6-4	3/8	1/4	6.45
1502-6-6	3/8	3/8	4.02
1502-6-8	3/8	1/2	13.15
1502-8-6	1/2	3/8	5.47
1502-8-8	1/2	1/2	6.48
1502-12-12	3/4	3/4	10.44
1502-16-16	1	1	31.33
1502-20-20	1-1/4	1-1/4	28.66
1502-24-24	1-1/2	1-1/2	57.61

1502 2207 1216 94SSR

FEMALE PIPE SWIVELS

HYDRAULIC ADAPTERS

MALE 45° PIPE ELBOW SWIVEL ADAPTER

SAE 140330



Part #	Male Pipe 1	Female NPSM 2	List Price
1503-2-2	1/8	1/8	4.10
1503-4-4	1/4	1/4	3.47
1503-6-4	3/8	1/4	4.08
1503-6-6	3/8	3/8	3.76
1503-8-6	1/2	3/8	6.11
1503-8-8	1/2	1/2	4.82
1503-12-8	3/4	1/2	10.42
1503-12-12	3/4	3/4	7.16
1503-16-12	1	3/4	13.11
1503-16-16	1	1	14.04

1503 2049R 3107 1214 9355R

FEMALE 45° UNION ELBOW SWIVEL ADAPTER

SAE 140331



Part #	Female Pipe 1	Female NPSM 2	List Price
1504-2-2	1/8	1/8	6.81
1504-4-4	1/4	1/4	5.09
1504-6-6	3/8	3/8	5.56
1504-8-8	1/2	1/2	9.61
1504-12-12	3/4	3/4	10.67
1504-16-16	1	1	18.15

1504 2050R 1249 9385R

MALE SWIVEL BRANCH TEE



Part #	Female NPSM 1 & 2	Male Pipe 3	List Price
1601-2-2	1/8	1/8	8.24
1601-4-4	1/4	1/4	6.83
1601-6-6	3/8	3/8	10.35
1601-8-8	1/2	1/2	14.30
1601-12-12	3/4	3/4	26.91
1601-16-16	1	1	49.99

1601 2254R 1258 9406R

FEMALE SWIVEL TEE



Part #	Female NPSM 1 & 2	Female Pipe 3	List Price
1602-4-4	1/4	1/4	5.63
1602-6-6	3/8	3/8	9.41
1602-8-8	1/2	1/2	24.22
1602-12-12	3/4	3/4	19.37
1602-16-16	1	1	39.10

1602 2253R 1259 9456R

FEMALE SWIVEL UNION TEE



Part #	Female NPSM 1,2 & 3	List Price
1603-4-4	1/4	9.95
1603-6-6	3/8	14.46
1603-8-8	1/2	14.00
1603-12-12	3/4	19.29
1603-16-16	1	57.10

1603 2255 1223 9705R

LONG JIC TUBE NUT

SAE 070111



Part #	Tube O.D	JIC Thread Size	List Price
0304-4	1/4	7/16-20	2.62
0304-6	3/8	9/16-18	2.22
0304-8	1/2	3/4-16	2.99
0304-10	5/8	7/8-14	4.14
0304-12	3/4	1-1/16-12	7.61
0304-16	1	1-5/16-12	14.16

304 221000 0304 C5115

JIC CAP

SAE 070112
MS 51532



Part #	Tube O.D.	JIC Thread Size	List Price
0304-C-2	1/8	5/16-24	1.48
0304-C-3	3/16	3/8-24	2.44
0304-C-4	1/4	7/16-20	0.78
0304-C-5	5/16	1/2-20	0.75
0304-C-6	3/8	9/16-18	0.97
0304-C-8	1/2	3/4-16	0.92
0304-C-10	5/8	7/8-14	1.66
0304-C-12	3/4	1-1/16-12	1.93
0304-C-14	7/8	1-3/16-12	3.33
0304-C-16	1	1-5/16-12	3.35
0304-C-20	1-1/4	1-5/8-12	6.03
0304-C-24	1-1/2	1-7/8-12	10.66
0304-C-32	2	2-1/2-12	20.83

820 304 210292 FNTX 1329 C5129

JIC TUBE NUT (SLEEVE REQUIRED)

SAE 070110
MS 51531



Part #	Tube O.D	JIC Thread Size	List Price
0318-2	1/8	5/16-24	0.64
0318-3	3/16	3/8-24	0.64
0318-4	1/4	7/16-20	0.44
0318-5	5/16	1/2-20	0.84
0318-6	3/8	9/16-18	0.80
0318-8	1/2	3/4-16	1.30
0318-10	5/8	7/8-14	1.39
0318-12	3/4	1-1/16-12	2.40
0318-14	7/8	1-3/16-12	3.05
0318-16	1	1-5/16-12	3.38
0318-20	1-1/4	1-5/8-12	6.99
0318-24	1-1/2	1-7/8-12	10.46
0318-32	2	2-1/2-12	29.06

318 1290 BTX 1311 C5105

JIC TUBE SLEEVE

SAE 070115
MS 51533



Part #	Tube O.D	List Price
0319-2	1/8	0.81
0319-3	3/16	0.51
0319-4	1/4	0.42
0319-5	5/16	0.42
0319-6	3/8	0.46
0319-8	1/2	0.60
0319-10	5/8	0.72
0319-12	3/4	0.95
0319-14	7/8	1.80
0319-16	1	1.94
0319-20	1-1/4	2.86
0319-24	1-1/2	5.59
0319-32	2	9.63

319 900605 TX 1253 C5165

JIC TUBE UNION

SAE 070101
MS 51501

1



2

Part #	JIC Thread Size 1	JIC Thread Size 2	List Price
2403-2-2	5/16-24	5/16-24	2.06
2403-3-3	3/8-24	3/8-24	1.34
2403-4-4	7/16-20	7/16-20	1.02
2403-5-5	1/2-20	1/2-20	1.91
2403-6-6	9/16-18	9/16-18	2.17
2403-6-4	9/16-18	7/16-20	2.78
2403-8-8	3/4-16	3/4-16	1.95
2403-8-6	3/4-16	9/16-18	2.00
2403-10-10	7/8-14	7/8-14	3.23
2403-10-8	7/8-14	3/4-16	2.50
2403-12-12	1-1/16-12	1-1/16-12	3.48
2403-12-8	1-1/16-12	3/4-16	4.27
2403-12-10	1-1/16-12	7/8-14	4.98
2403-14-14	1-3/16-12	1-3/16-12	8.16
2403-16-16	1-5/16-12	1-5/16-12	5.43
2403-16-12	1-5/16-12	1-1/16-12	10.48
2403-20-20	1-5/8-12	1-5/8-12	10.61
2403-24	1-7/8-12	1-7/8-12	14.35
2403-32	2-1/2-12	2-1/2-12	46.62

2403 2027 HTX 1204 C5305

STRAIGHTS STEEL JIC FLARE 37°

JIC MALE CONNECTOR

SAE 070102
MS 51500



Part #	JIC Thread Size 1	MalePipe Thread 2	List Price
2404-2-2	5/16-24	1/8	2.16
2404-4-2	7/16-20	1/8	0.99
2404-4-4	7/16-20	1/4	1.38
2404-4-6	7/16-20	3/8	1.53
2404-4-8	7/16-20	1/2	3.00
2404-6-2	9/16-18	1/8	1.65
2404-6-4	9/16-18	1/4	1.09
2404-6-6	9/16-18	3/8	1.89
2404-6-8	9/16-18	1/2	3.70
2404-8-4	3/4-16	1/4	2.48
2404-8-6	3/4-16	3/8	2.10
2404-8-8	3/4-16	1/2	1.72
2404-8-12	3/4-16	3/4	2.95
2404-8-16	3/4-16	1	6.10
2404-10-8	7/8-14	1/2	2.66
2404-10-12	7/8-14	3/4	6.73
2404-12-6	1-1/16-12	3/8	6.50
2404-12-8	1-1/16-12	1/2	3.09
2404-12-12	1-1/16-12	3/4	3.71
2404-12-16	1-1/16-12	1	5.81
2404-16-12	1-5/16-12	3/4	6.91
2404-16-16	1-5/16-12	1	5.81
2404-20-16	1-5/8-12	1	7.02
2404-20-20	1-5/8-12	1-1/4	8.02
2404-24-16	1-7/8-12	1	45.80
2404-24-20	1-7/8-12	1-1/4	15.76
2404-24-24	1-7/8-12	1-1/2	11.00
2404-32-24	2-1/2-12	1-1/2	60.68
2404-32-32	2-1/2-12	2	33.11

2404 2021R FTX 1202R C5205 816

Work keeps at bay three great evils: boredom, vice and need.

- Voltaire

JIC FEMALE CONNECTOR

SAE 070103
MS 51503



Part #	JIC Thread Size 1	Female Pipe Size 2	List Price
2405-2-2	5/16-24	1/8	1.77
2405-3-2	3/8-24	1/8	2.28
2405-4-2	7/16-20	1/8	1.48
2405-4-4	7/16-20	1/4	1.81
2405-6-4	9/16-18	1/4	1.81
2405-6-6	9/16-18	3/8	2.23
2405-8-4	3/4-16	1/4	4.80
2405-8-6	3/4-16	3/8	4.60
2405-8-8	3/4-16	1/2	3.79
2405-10-6	7/8-14	3/8	4.99
2405-10-8	7/8-14	1/2	3.18
2405-12-8	1-1/16-12	1/2	6.05
2405-12-12	1-1/16-12	3/4	6.86
2405-16-12	1-5/16-12	3/4	18.50
2405-16-16	1-5/16-12	1	7.78
2405-20-20	1-5/8-12	1-1/4	22.50
2405-24-24	1-7/8-12	1-1/2	27.97
2405-32-32	2-1/2-12	2	72.19

2405 2022R GTX 1230R C5255

JIC REDUCER/ EXPANDER



Part #	Female JIC Thread Size 1	Male JIC Thread Size 2	List Price
2406-6-4	9/16-18	7/16-20	2.36
2406-6-8	9/16-18	3/4-16	2.93
2406-8-4	3/4-16	7/16-20	2.84
2406-8-6	3/4-16	9/16-18	2.86
2406-8-12	3/4-16	1-1/16-12	5.08
2406-10-4	7/8-14	7/16-20	5.15
2406-10-6	7/8-14	9/16-18	4.48
2406-10-8	7/8-14	3/4-16	4.43
2406-12-4	1-1/16-12	7/16-20	6.00
2406-12-6	1-1/16-12	9/16-18	5.46
2406-12-8	1-1/16-12	3/4-16	4.91
2406-12-10	1-1/16-12	7/8-14	5.93
2406-16-4	1-5/16-12	7/16-20	6.68
2406-16-12	1-5/16-12	1-1/16-12	8.55
2406-16-20	1-5/16-12	1-5/8-12	12.24
2406-20-12	1-5/8-12	1-1/16-12	15.66
2406-20-16	1-5/8-12	1-5/16-12	15.67
2406-24-16	1-7/8-12	1-5/16-12	44.19
2406-32-24	2-1/2-12	1-7/8-12	66.95

2406 C5015 2215 TRTX 1246

PLUG

SAE 070109
MS 51518



Part #	Tube O.D.	JIC Thread Size	List Price
2408-2	1/8	5/16-24	2.63
2408-3	3/16	3/8-24	1.01
2408-4	1/4	7/16-20	1.06
2408-5	5/16	1/2-20	0.95
2408-6	3/8	9/16-18	0.93
2408-8	1/2	3/4-16	1.30
2408-10	5/8	7/8-14	1.71
2408-12	3/4	1-1/16-12	2.50
2408-14	7/8	1-3/16-12	4.90
2408-16	1	1-5/16-12	3.66
2408-20	1-1/4	1-5/8-12	7.82
2408-24	1-1/2	1-7/8-12	11.81
2408-32	2	2-1/2-12	25.83

2408 430549 PNTX 1254 C5229

JIC UNION ELBOW

SAE 070201
MS 51505



Part #	JIC Thread Size 1	JIC Thread Size 2	List Price
2500-2-2	5/16-24	5/16-24	4.73
2500-4-4	7/16-20	7/16-20	2.12
2500-5-5	1/2-20	1/2-20	3.15
2500-6-6	9/16-18	9/16-18	2.23
2500-6-4	9/16-18	7/16-20	3.43
2500-8-8	3/4-16	3/4-16	3.47
2500-8-6	3/4-16	9/16-18	3.68
2500-10-10	7/8-14	7/8-14	6.33
2500-12-12	1-1/16-12	1-1/16-12	6.71
2500-16-16	1-5/16-12	1-5/16-12	15.86
2500-20-20	1-5/8-12	1-5/8-12	24.80
2500-24-24	1-7/8-12	1-7/8-12	45.68
2500-32-32	2-1/2-12	2-1/2-12	78.13

2500 2039 1234 C5505 821

STEEL 37° JIC FLARE SHAPES

JIC MALE ELBOW

SAE 070202
MS 51504



Part #	JIC Thread Size 1	Male Pipe Size 2	List Price
2501-4-2	7/16-20	1/8	1.96
2501-4-4	7/16-20	1/4	2.10
2501-4-8	7/16-20	1/2	5.05
2501-6-2	9/16-18	1/8	2.77
2501-6-4	9/16-18	1/4	2.83
2501-6-6	9/16-18	3/8	2.90
2501-6-8	9/16-18	1/2	3.84
2501-8-4	3/4-16	1/4	3.53
2501-8-6	3/4-16	3/8	3.95
2501-8-8	3/4-16	1/2	3.33
2501-8-12	3/4-16	3/4	6.65
2501-10-6	7/8-14	3/8	4.39
2501-10-8	7/8-14	1/2	4.33
2501-12-8	1-1/16-12	1/2	7.15
2501-12-12	1-1/16-12	3/4	5.42
2501-12-16	1-1/16-12	1	8.64
2501-16-12	1-5/16-12	3/4	9.74
2501-16-16	1-5/16-12	1	8.01
2501-16-20	1-5/16-12	1-1/4	19.21
2501-20-20	1-5/8-12	1-1/4	19.11
2501-24-24	1-7/8-12	1-1/2	29.48
2501-32-32	2-1/2-12	2	77.47

1208R C5405 2501 2024R CTX 822

JIC FEMALE ELBOW

SAE 070203
MS 51506



Part #	JIC Thread Size 1	Female Pipe Size 2	List Price
2502-4-2	7/16-20	1/8	3.63
2502-4-4	7/16-20	1/4	2.80
2502-6-4	9/16-18	1/4	4.28
2502-6-6	9/16-18	3/8	3.78
2502-8-6	3/4-16	3/8	6.10
2502-8-8	3/4-16	1/2	6.72
2502-12-12	1-1/16-12	3/4	8.43
2502-16-16	1-5/16-12	1	14.60
2502-20-20	1-5/8-12	1-1/4	34.62

2502 2025R DTX 1240R C5455

SHAPES STEEL JIC FLARE 37°

HYDRAULIC ADAPTERS

JIC MALE 45° ELBOW

SAE 070302
MS 51508



Part #	JIC Thread Size 1	Male Pipe Size 2	List Price
2503-2-2	5/16-24	1/8	5.43
2503-4-4	7/16-20	1/4	2.64
2503-6-4	9/16-18	1/4	2.70
2503-6-6	9/16-18	3/8	3.34
2503-6-8	9/16-18	1/2	3.99
2503-8-6	3/4-16	3/8	3.43
2503-8-8	3/4-16	1/2	4.59
2503-10-8	7/8-14	1/2	6.20
2503-12-12	1-1/16-12	3/4	6.44
2503-12-16	1-1/16-12	1	11.14
2503-16-16	1-5/16-12	1	13.50
2503-16-20	1-5/16-12	1-1/4	24.91
2503-20-16	1-5/8-12	1	36.28
2503-20-20	1-5/8-12	1-1/4	23.80

2503 2023R VTX 1206R C5355 823

JIC MALE BRANCH TEE



Part #	JIC Thread Size 1&2	Pipe Thread Size 3	List Price
2601-4-4	7/16-20	1/4	4.38
2601-6-6	9/16-18	3/8	6.29
2601-8-8	3/4-16	1/2	6.00
2601-12-12	1-1/16-12	3/4	11.15

2601 2030R STX 1221R C5605

JIC FEMALE BRANCH TEE

SAE 070427
MS 51513



Part #	JIC Thread Size 1 & 2	Female Pipe Size 3	List Price
2602-4-4	7/16-20	1/4	5.77
2602-6-6	9/16-18	3/8	5.94
2602-8-8	3/4-16	1/2	8.21

2602 2031R OTX 1228R C6566

JIC UNION TEE

SAE 070401
MS 51510



Part #	JIC Thread Size 1 & 2	JIC Thread Size 3	List Price
2603-2-2	5/16-24	5/16-24	3.97
2603-3-3	3/8-24	3/8-24	3.43
2603-4-4	7/16-20	7/16-20	3.24
2603-6-6	9/16-18	9/16-18	3.47
2603-8-8	3/4-16	3/4-16	5.89
2603-10-10	7/8-14	7/8-14	6.67
2603-12-12	1-1/16-12	1-1/16-12	9.57
2603-16-16	1-5/16-12	1-5/16-12	13.51

2603 2033 JTX 1220 C5705

STEEL BULKHEAD FITTINGS

LOCK NUT

SAE 070118
MS 51860



*** Lock Nut no longer included on fittings**

Part #	Thread Size	List Price
0306-2	5/16-24	0.48
0306-4	7/16-20	0.65
0306-5	1/2-20	0.81
0306-6	9/16-18	0.56
0306-8	3/4-16	1.05
0306-10	7/8-14	1.02
0306-12	1-1/16-12	2.14
0306-14	1-3/16-12	3.18
0306-16	1-5/16-12	2.94
0306-20	1-5/8-12	2.78

1306 894 210212 WLN 1332 C5624

JIC BULKHEAD UNION

SAE 070601
MS 51520



Part #	JIC Thread Size 1	JIC Thread Size 2	List Price
2700-2-2	5/16-24	5/16-24	2.95
2700-4-4	7/16-20	7/16-20	2.54
2700-5-5	1/2-20	1/2-20	3.32
2700-6-6	9/16-18	9/16-18	2.67
2700-8	3/4-16	3/4-16	4.28
2700-10	7/8-14	7/8-14	4.70
2700-12	1-1/16-12	1-1/16-12	5.29
2700-14	1-3/16-12	1-3/16-12	38.42
2700-16	1-5/16-12	1-5/16-12	10.88

2700 2041R WTX 1260 C5325

JIC BULKHEAD UNION ELBOW

SAE 070701
MS 51507



Part #	JIC Thread Size 1	JIC Bulkhead Thread 2	List Price
2701-4	7/16-20	7/16-20	3.44
2701-5	1/2-20	1/2-20	5.49
2701-6	9/16-18	9/16-18	4.89
2701-8	3/4-16	3/4-16	5.73
2701-10	7/8-14	7/8-14	8.95
2701-12	1-1/16-12	1-1/16-12	14.60
2701-16	1-5/16-12	1-5/16-12	17.12
2701-20	1-5/8-12	1-5/8-12	38.53

2701 2043R WETX 1262 C5525

JIC BULKHEAD UNION 45° ELBOW

SAE 070801
MS 51509



Part #	JIC Thread Size 1	JIC Thread Size 2	List Price
2702-4	7/16-20	7/16-20	3.30
2702-6	9/16-18	9/16-18	6.18
2702-8	3/4-16	3/4-16	7.38
2702-10	7/8-14	7/8-14	8.57
2702-12	1-1/16-12	1-1/16-12	12.48
2702-16	1-5/16-12	1-5/16-12	16.86

2702 2042 WNTX 1261 C5375

JIC BULKHEAD BRANCH TEE

SAE 070959
MS 51515



Part #	JIC Thread Size 1&2	JIC Thread Size 3	List Price
2703-4	7/16-20	7/16-20	6.43
2703-6	9/16-18	9/16-18	6.52
2703-8	3/4-16	3/4-16	11.46
2703-10	7/8-14	7/8-14	13.78
2703-12	1-1/16-12	1-1/16-12	20.62
2703-16	1-5/16-12	1-5/16-12	33.05

2703 203002 WJT 1283 C5725

JIC BULKHEAD RUN TEE

SAE 070958
MS 51516



Part #	JIC Thread Size 1&3	JIC Thread Size 2	List Price
2704-4	7/16-20	7/16-20	6.62
2704-6	9/16-18	9/16-18	6.14
2704-8	3/4-16	3/4-16	14.22
2704-10	7/8-14	7/8-14	18.14
2704-12	1-1/16-12	1-1/16-12	20.70
2704-16	1-5/16-12	1-5/16-12	25.72

2704 203008 WJJT 1284 C5726

JIC TO FEMALE PIPE BULKHEAD



Part #	JIC Thread Size 1	Female Pipe Size 2	List Price
2705-4-4	7/16-20	1/4	3.43
2705-6-6	9/16-18	3/8	5.52
2705-8-8	3/4-16	1/2	7.40
2705-12-12	1-1/16-12	3/4	16.33
2705-16-16	1-5/16-12	1	20.37

2705 2239 WGTX C5275

JIC TO MALE PIPE BULKHEAD



Part #	JIC Thread Size 1	Pipe Thread Size 2	List Price
2706-4-4	7/16-20	1/4	2.98
2706-6-6	9/16-18	3/8	4.50
2706-8-8	3/4-16	1/2	5.84
2706-12-12	1-1/16-12	3/4	13.40
2706-16-16	1-5/16-12	1	19.47

2706 2240

** Lock Nuts sold separately - pg. 403*

STEEL PIPE FITTINGS

HYDRAULIC ADAPTERS

PIPE COUPLING

910

SAE 140138



Part #	Female Pipe 1	Female Pipe 2	List Price
5000-2	1/8	1/8	1.96
5000-4-2	1/4	1/8	3.28
5000-4	1/4	1/4	1.66
5000-6-4	3/8	1/4	2.45
5000-6-6	3/8	3/8	2.35
5000-8-4	1/2	1/4	4.45
5000-8-6	1/2	3/8	3.16
5000-8	1/2	1/2	3.38
5000-12-12	3/4	3/4	3.90
5000-16-12	1	3/4	13.45
5000-16	1	1	6.25
5000-20-20	1-1/4	1-1/4	15.48
5000-24	1-1/2	1-1/2	29.61
5000-32	2	2	79.72

5000 2096 GG 1273 C3309

HEX PIPE NIPPLES

SAE 140137



Part #	Male Pipe 1	Male Pipe 2	List Price
5404-2	1/8	1/8	0.93
5404-4-2	1/4	1/8	1.30
5404-4	1/4	1/4	1.45
5404-6-2	3/8	1/8	4.24
5404-6-4	3/8	1/4	1.83
5404-6	3/8	3/8	1.56
5404-8-4	1/2	1/4	2.43
5404-8-6	1/2	3/8	2.39
5404-8	1/2	1/2	2.06
5404-12-6	3/4	3/8	4.88
5404-12-8	3/4	1/2	3.14
5404-12	3/4	3/4	3.54
5404-16-12	1	3/4	10.90
5404-16	1	1	6.25
5404-20-16	1-1/4	1	11.60
5404-20	1-1/4	1-1/4	11.83
5404-24-20	1-1/2	1-1/4	27.22
5404-24	1-1/2	1-1/2	16.96
5404-32-24	2	1-1/2	52.56
5404-32	2	2	39.87

5404 2083 FF 1252 C3069 911

EXPANDING PIPE ADAPTER

SAE 140139



Part #	Male Pipe 1	Female Pipe 2	List Price
5405-2-2	1/8	1/8	6.38
5405-2-4	1/8	1/4	2.09
5405-4-2	1/4	1/8	2.39
5405-4-4	1/4	1/4	1.71
5405-6-4	3/8	1/4	3.67
5405-6-6	3/8	3/8	4.13
5405-6-8	3/8	1/2	4.13
5405-8-8	1/2	1/2	5.59
5405-8-12	1/2	3/4	5.73
5405-12-12	3/4	3/4	13.87
5405-16-16	1	1	15.96
5405-16-20	1	1-1/4	20.71
5405-20-20	1-1/4	1-1/4	26.64
5405-20-24	1-1/4	1-1/2	26.58
5405-24-24	1-1/2	1-1/2	34.05

920 5405 2040 FG-(R) 1274 C3209(R)

HEX REDUCER BUSHING

SAEF1 140140



Part #	Male Pipe	Female Pipe	List Price
5406-4-2	1/4	1/8	0.92
5406-6-2	3/8	1/8	1.84
5406-6-4	3/8	1/4	2.25
5406-8-2	1/2	1/8	2.10
5406-8-4	1/2	1/4	1.40
5406-8-6	1/2	3/8	2.52
5406-12-2	3/4	1/8	3.02
5406-12-4	3/4	1/4	4.36
5406-12-6	3/4	3/8	3.95
5406-12-8	3/4	1/2	3.99
5406-16-4	1	1/4	6.89
5406-16-6	1	3/8	10.98
5406-16-8	1	1/2	5.89
5406-16-12	1	3/4	6.18
5406-20-16	1-1/4	1	10.87
5406-24-20	1-1/2	1-1/4	17.90
5406-32-20	2	1-1/4	27.25
5406-32-24	2	1-1/2	28.59

5406 2081 PTR 1250 C3109 912

HEX HEAD PLUG

SAE 130109E



Part #	Male Pipe	List Price
5406-P-2	1/8	0.64
5406-P-4	1/4	0.96
5406-P-6	3/8	0.93
5406-P-8	1/2	1.53
5406-P-12	3/4	3.00
5406-P-16	1	4.44
5406-P-20	1-1/4	9.15
5406-P-24	1-1/2	15.03
5406-P-32	2	24.61

933 5406P 2082 HP 1251 C3159

HOLLOW HEX PLUG

SAE 130109



Part #	Male Pipe	List Price
5406-HHP-2	1/8	0.41
5406-HHP-4	1/4	0.32
5406-HHP-6	3/8	0.43
5406-HHP-8	1/2	0.74
5406-HHP-12	3/4	1.27
5406-HHP-16	1	3.78
5406-HHP-20	1-1/4	7.20
5406-HHP-24	1-1/2	18.47

C3169 2222

FLUSH HOLLOW HEX PLUG W/ 7/8 TAPER



Part #	Male Pipe	List Price
5406-FLP-2	1/8	0.42
5406-FLP-4	1/4	0.65
5406-FLP-6	3/8	0.98
5406-FLP-8	1/2	1.27
5406-FLP-12	3/4	3.54

SQUARE HEAD PLUG

SAE 130109A



Part #	Male Pipe	List Price
5406-SHP-2	1/8	0.50
5406-SHP-4	1/4	0.52
5406-SHP-6	3/8	0.95
5406-SHP-8	1/2	1.32
5406-SHP-12	3/4	1.41
5406-SHP-16	1	5.63
5406-SHP-20	1-1/4	24.19
5406-SHP-24	1-1/2	24.98
5406-SHP-32	2	31.79

C3179

PIPE CAP



Part #	Female Pipe	List Price
5406-C-2	1/8	1.51
5406-C-4	1/4	1.30
5406-C-6	3/8	1.99
5406-C-8	1/2	2.56
5406-C-12	3/4	5.71
5406-C-16	1	9.31

HPC

MALE ELBOW

SAE 140237



Part #	Male Pipe 1	Male Pipe 2	List Price
5500-2	1/8	1/8	2.73
5500-4	1/4	1/4	2.45
5500-6	3/8	3/8	3.44
5500-8-4	1/2	1/4	7.65
5500-8	1/2	1/2	4.72
5500-12-8	3/4	1/2	10.47
5500-12-12	3/4	3/4	7.15
5500-16	1	1	10.60
5500-16-12	1	3/4	14.78
5500-20-20	1-1/4	1-1/4	22.56

919 5500 2085 CR 1275 C3529

STEEL PIPE FITTINGS

HYDRAULIC ADAPTERS

45° MALE ELBOW



Part #	Male Pipe 1	Male Pipe 2	List Price
5501-2-2	1/8	1/8	4.73
5501-4-4	1/4	1/4	3.39
5501-6-6	3/8	3/8	4.65
5501-8	1/2	1/2	9.04
5501-12-12	3/4	3/4	8.98
5501-16-16	1	1	37.52

5501 2247

90° STREET ELBOW

SAE 140239



Part #	Male Pipe 1	Female Pipe 2	List Price
5502-2	1/8	1/8	2.12
5502-4	1/4	1/4	2.97
5502-6-4	3/8	1/4	3.72
5502-6	3/8	3/8	4.15
5502-8-4	1/2	1/4	7.50
5502-8-6	1/2	3/8	6.00
5502-8-8	1/2	1/2	6.20
5502-12	3/4	3/4	7.47
5502-16-16	1	1	15.10
5502-20	1-1/4	1-1/4	25.55
5502-24	1-1/2	1-1/2	73.55

5502 2089 CD 1234R C3409 914

45° STREET ELBOW

SAE 140339



Part #	Male Pipe 1	Female Pipe 2	List Price
5503-2	1/8	1/8	2.62
5503-4	1/4	1/4	2.86
5503-6	3/8	3/8	3.31
5503-8	1/2	1/2	5.85
5503-12-12	3/4	3/4	6.54
5503-16	1	1	16.57

5503 CD45 1244

FEMALE ELBOW

SAE 140238



Part #	Female Pipe 1	Female Pipe 2	List Price
5504-2	1/8	1/8	2.59
5504-4	1/4	1/4	3.18
5504-6	3/8	3/8	3.93
5504-8-6	1/2	3/8	5.97
5504-8	1/2	1/2	6.41
5504-12	3/4	3/4	8.17
5504-16	1	1	13.14
5504-20	1-1/4	1-1/4	30.59
5504-24	1-1/2	1-1/2	69.76

5504 2087 DD 1245 C3509 916

45° FEMALE ELBOW

SAE 140338



Part #	Female Pipe 1	Female Pipe 2	List Price
5505-4	1/4	1/4	4.31
5505-6	3/8	3/8	6.06
5505-8	1/2	1/2	9.23
5505-12	3/4	3/4	10.94
5505-16	1	1	17.53
5505-20	1-1/4	1-1/4	27.20

5505 DD45 1241 C3559

MALE PIPE TEE

SAE 140437



Part #	Male Pipe 1 & 2	Male Pipe 3	List Price
5600-2-2	1/8	1/8	10.39
5600-4-4	1/4	1/4	4.47
5600-6-6	3/8	3/8	6.54
5600-8-8	1/2	1/2	12.38
5600-12	3/4	3/4	14.78
5600-16	1	1	24.23

5600 2257 RRS

FEMALE RUN PIPE TEE

SAE 1404276



Part #	Male Pipe 1 & 3	Female Pipe 2	List Price
5603-2-2	1/8	1/8	4.16
5603-4-4	1/4	1/4	5.11
5603-6-6	3/8	3/8	5.09
5603-8-8	1/2	1/2	9.12
5603-12	3/4	3/4	16.73
5603-16	1	1	21.65

5603 2093 MMO 1277

FEMALE BRANCH PIPE TEE

SAE 140427



Part #	Male Pipe 1 & 2	Female Pipe 3	List Price
5601-2-2	1/8	1/8	7.52
5601-4-4	1/4	1/4	7.05
5601-6-6	3/8	3/8	7.81
5601-12	3/4	3/4	25.22
5601-16	1	1	33.19

901 5601 2256

MALE BRANCH PIPE TEE



Part #	Female Pipe 1 & 2	Male Pipe 3	List Price
5604-2-2	1/8	1/8	4.72
5604-4-4	1/4	1/4	6.80
5604-6-6	3/8	3/8	8.12
5604-8-8	1/2	1/2	9.47
5604-12	3/4	3/4	12.91
5604-16	1	1	23.71

904 5604 2091 MMS 1278 C3609

STREET PIPE TEE

SAE 140424



Part #	Male Pipe 1	Female Pipe 2 & 3	List Price
5602-2-2	1/8	1/8	3.61
5602-4-4	1/4	1/4	5.44
5602-6-6	3/8	3/8	6.85
5602-8-8	1/2	1/2	10.08
5602-12	3/4	3/4	12.30
5602-16	1	1	22.55

902 5602 2092 MRO 1276 C3759

FEMALE PIPE TEE

SAE 140438



Part #	Female Pipe	List Price
5605-2-2	1/8	2.29
5605-4-4	1/4	5.24
5605-6-6	3/8	6.50
5605-8	1/2	7.38
5605-12	3/4	11.09
5605-16	1	23.28
5605-20	1-1/4	41.44

917 5605 2090 1225 C3709

STEEL O-RING ADAPTERS

JIC TO O-RING CONNECTOR

SAE 070120
MS 51525



Part #	JIC Thread Size 1	O-Ring Thread 2	List Price
6400-2	5/16-24	5/16-24	4.59
6400-4	7/16-20	7/16-20	1.19
6400-4-2	7/16-20	5/16-24	1.83
6400-4-6	7/16-20	9/16-18	1.38
6400-4-8	7/16-20	3/4-16	3.31
6400-5	1/2-20	1/2-20	1.74
6400-6	9/16-18	9/16-18	1.57
6400-6-4	9/16-18	7/16-20	1.51
6400-6-8	9/16-18	3/4-16	1.76
6400-6-10	9/16-18	7/8-14	2.98
6400-6-12	9/16-18	1-1/16-12	4.62
6400-8	3/4-16	3/4-16	1.69
6400-8-4	3/4-16	7/16-20	3.30
6400-8-6	3/4-16	9/16-18	1.76
6400-8-10	3/4-16	7/8-14	2.25
6400-8-12	3/4-16	1-1/16-12	3.44
6400-10	7/8-14	7/8-14	2.48
6400-10-8	7/8-14	3/4-16	3.19
6400-10-12	7/8-14	1-1/16-12	3.80
6400-12	1-1/16-12	1-1/16-12	3.44
6400-12-8	1-1/16-12	3/4-16	5.12
6400-12-10	1-1/16-12	7/8-14	4.10
6400-12-14	1-1/16-12	1-3/16-12	5.86
6400-12-16	1-1/16-12	1-5/16-12	4.25
6400-16	1-5/16-12	1-5/16-12	5.48
6400-16-12	1-5/16-12	1-1/16-12	11.07
6400-16-20	1-5/16-12	1-5/8-12	15.45
6400-20	1-5/8-12	1-5/8-12	10.62
6400-20-24	1-5/8-12	1-7/8-12	20.39
6400-24-32	1-7/8-12	2-1/2-12	74.91

6400 202702R F50X 1231 C5315

O-RING HEX NIPPLE UNION



Part #	O-Ring Thread 1	O-Ring Thread 2	List Price
6403-O-6	9/16-18	9/16-18	5.12
6403-O-8	3/4-16	3/4-16	4.87
6403-O-12	1-1/16-12	1-1/16-12	8.49

HYDRAULIC ADAPTERS

O-RING TO PIPE ADAPTER



Part #	O-Ring Thread 1	Male Pipe Thread 2	List Price
6401-4-4	7/16-20	1/4	1.06
6401-6-4	9/16-18	1/4	2.00
6401-6-6	9/16-18	3/8	2.00
6401-8-6	3/4-16	3/8	3.11
6401-8-8	3/4-16	1/2	2.91
6401-10-8	7/8-14	1/2	4.56
6401-12-8	1-1/16-12	1/2	4.82
6401-12-12	1-1/16-12	3/4	4.90
6401-16-16	1-5/16-12	1	8.41
6401-20-20	1-5/8-12	1-1/4	16.13

6401 F5X 1264R C3249

O-RING TO 37° JIC - SWIVEL ADAPTER



Part #	O-Ring Thread 1	JIC Thread Size 2	List Price
6402-O-4-4	7/16-20	7/16-20	3.31
6402-O-6-6	9/16-18	9/16-18	2.77
6402-O-8-8	3/4-16	3/4-16	3.88
6402-O-10-10	7/8-14	7/8-14	7.82
6402-O-12-12	1-1/16-12	1-1/16-12	7.05

6402 2266 F65X 1213 9316

FEMALE O-RING TO MALE PIPE ADAPTER



Part #	O-Ring Thread 1	Male Pipe Thread 2	List Price
6404-4-4	7/16-20	1/4	3.35
6404-6-4	9/16-18	1/4	6.64
6404-6-6	9/16-18	3/8	2.95
6404-6-8	9/16-18	1/2	4.68
6404-8-8	3/4-16	1/2	3.81
6404-10-8	7/8-14	1/2	5.46
6404-12-12	1-1/16-12	3/4	7.13

6404 2246R 1267R C3239 FHG5

O-RING TO FEMALE PIPE ADAPTER



Part #	O-Ring Thread 1	Female Pipe Thread 2	List Price
6405-O-4-2	7/16-20	1/8	1.93
6405-O-4-4	7/16-20	1/4	2.72
6405-O-6-4	9/16-18	1/4	2.60
6405-O-6-6	9/16-18	3/8	2.82
6405-O-8-4	3/4-16	1/4	4.33
6405-O-8-6	3/4-16	3/8	2.59
6405-O-8-8	3/4-16	1/2	4.46
6405-O-10-6	7/8-14	3/8	3.81
6405-O-10-8	7/8-14	1/2	5.69
6405-O-12-8	1-1/16-12	1/2	7.97
6405-O-12-12	1-1/16-12	3/4	6.37
6405-O-16-12	1-5/16-12	3/4	8.41
6405-O-16-16	1-5/16-12	1	12.05
6405-O-20-20	1-5/8-12	1-1/4	15.66
6405-O-24-24	1-7/8-12	1-1/2	30.31
6405-O-32-32	2-1/2-12	2	32.22

6405 2216R F50G 1268R C3269

O-RING HEX HEAD PLUG

SAE 090109A



Not all sizes are solid

Part #	O-Ring Thread	List Price
6408-O-2	5/16-24	0.78
6408-O-4	7/16-20	0.74
6408-O-5	1/2-20	1.13
6408-O-6	9/16-18	0.88
6408-O-8	3/4-16	1.10
6408-O-10	7/8-14	1.94
6408-O-12	1-1/16-12	2.39
6408-O-14	1-3/16-20	4.40
6408-O-16	1-5/16-12	3.27
6408-O-20	1-5/8-12	6.67
6408-O-24	1-7/8-12	9.39

6408 900598 P50N 1265 7237

O-RING HOLLOW - HEX HEAD PLUG

SAE 090109B



Part #	O-Ring Thread	List Price
6408-H-O-2	5/16-24	1.10
6408-H-O-4	7/16-20	0.70
6408-H-O-5	1/2-20	1.01
6408-H-O-6	9/16-18	0.74
6408-H-O-8	3/4-16	1.28
6408-H-O-10	7/8-14	2.09
6408-H-O-12	1-1/16-12	3.94
6408-H-O-14	1-3/16-20	7.15
6408-H-O-16	1-5/16-12	3.95
6408-H-O-20	1-5/8-12	8.64
6408-H-O-24	1-7/8-12	10.55
6408-H-O-32	2-1/2-12	30.92

6408HHP FF2138 HP50N 1256 7238 6409

O-RING PORT REDUCER/EXPANDER



Part #	O-Ring Thread 1	O-Ring Thread 2	List Price
6410-O-8-4	3/4-16	7/16-20	3.27
6410-O-8-6	3/4-16	9/16-18	3.35
6410-O-8-8	3/4-16	3/4-16	3.84
6410-O-12-8	1-1/16-12	3/4-16	5.89

6410 FF1010 F50G5 1270 7033

FEMALE SWIVELS JIC

HYDRAULIC ADAPTERS

JIC SWIVEL NUT ELBOW

SAE 070221
MS 51521



Part #	JIC Thread Size 1	JIC Thread Size 2	List Price
6500-4	7/16-20	7/16-20	2.88
6500-6	9/16-18	9/16-18	3.85
6500-8	3/4-16	3/4-16	4.65
6500-10	7/8-14	7/8-14	7.34
6500-12	1-1/16-12	1-1/16-12	8.20
6500-16	1-5/16-12	1-5/16-12	14.82
6500-24	1-7/8-12	1-7/8-12	50.75

6500 2071R C6X 1236 G5506

JIC SWIVEL TO MALE PIPE ELBOW



Part #	JIC Thread Size 1	Male Pipe Thread 2	List Price
6501-4-4	7/16-20	1/4	3.66
6501-6-6	9/16-18	3/8	5.84
6501-8-8	3/4-16	1/2	8.58
6501-10-8	7/8-14	1/2	7.57
6501-12-12	1-1/16-12	3/4	8.99
6501-16-16	1-5/16-12	1	12.91

6501 2250 1247R TF5406

JIC SWIVEL 45° ELBOW

SAE 070321
MS 51522



Part #	JIC Thread Size 1	JIC Thread Size 2	List Price
6502-4	7/16-20	7/16-20	3.10
6502-6	9/16-18	9/16-18	4.45
6502-8	3/4-16	3/4-16	5.01
6502-10	7/8-14	7/8-14	5.93
6502-12	1-1/16-12	1-1/16-12	6.91
6502-16	1-5/16-12	1-5/16-12	14.40

6502 2070R V6X 1237 C5356

JIC SWIVEL TO FEMALE - PIPE ELBOW



Part #	JIC Thread Size 1	Female Pipe Thread 2	List Price
6503-4-4	7/16-20	1/4	11.00
6503-6-6	9/16-18	3/8	12.22
6503-8-8	3/4-16	1/2	11.86
6503-12-12	1-1/16-12	3/4	22.68

JIC SWIVEL CONNECTOR



Part #	JIC Thread Size 1	JIC Thread Size 2	List Price
6504-4-4	7/16-20	7/16-20	3.81
6504-6-6	9/16-18	9/16-18	3.81
6504-8-8	3/4-16	3/4-16	4.59
6504-10-10	7/8-14	7/8-14	6.18
6504-12-12	1-1/16-12	1-1/16-12	6.98
6504-16-16	1-5/16-12	1-5/16-12	10.27
6504-20-20	1-5/8-12	1-5/8-12	29.05

6504 1205

JIC SWIVEL TO MALE - PIPE ADAPTER



Part #	JIC Thread Size 1	Male Pipe Thread 2	List Price
6505-4-2	7/16-20	1/8	3.71
6505-4-4	7/16-20	1/4	2.32
6505-4-6	7/16-20	3/8	2.31
6505-6-4	9/16-18	1/4	2.70
6505-6-6	9/16-18	3/8	3.32
6505-8-6	3/4-16	3/8	5.10
6505-8-8	3/4-16	1/2	4.26
6505-12-12	1-1/16-12	3/4	6.55
6505-16-16	1-5/16-12	1	10.61
6505-24-24	1-7/8-12	1-1/2	30.96

6505 2018 F6X 1211 9100R

JIC SWIVEL TO FEMALE PIPE ADAPTER



Part #	JIC Thread Size 1	Female Pipe Thread 2	List Price
6506-4-2	7/16-20	1/8	4.81
6506-4-4	7/16-20	1/4	3.89
6506-6-4	9/16-18	1/4	4.22
6506-6-6	9/16-18	3/8	4.40
6506-6-8	9/16-18	1/2	4.36
6506-8-6	3/4-16	3/8	4.94
6506-8-8	3/4-16	1/2	4.09
6506-10-6	7/8-14	3/8	7.21
6506-12-12	1-1/16-12	3/4	8.69
6506-16-16	1-5/16-12	1	13.96
6506-20-20	1-5/8-12	1-1/4	25.31

6506 2242 1215

JIC SWIVEL BRANCH TEE

SAE 070433
MS 51524



Part #	JIC Thread Size 1 & 2	JIC Female Thread 3	List Price
6600-4-4	7/16-20	7/16-20	4.71
6600-6-6	9/16-18	9/16-18	6.19
6600-8-8	3/4-16	3/4-16	6.14
6600-10	7/8-14	7/8-14	9.69
6600-12	1-1/16-12	1-1/16-12	15.29
6600-16	1-5/16-12	1-5/16-12	27.18
6600-20	1-5/8-12	1-5/8-12	35.16

6600 203101R 65X 1227 C5707

JIC SWIVEL RUN TEE

SAE 070432
MS 51523



Part #	JIC Thread Size 1 & 3	JIC Female Thread 2	List Price
6602-4	7/16-20	7/16 -20	3.46
6602-5	1/2-20	1/2-20	5.01
6602-6	9/16-18	9/16-18	4.00
6602-8	3/4-16	3/4-16	6.27
6602-12	1-1/16-12	1-1/16-12	13.07
6602-16	1-5/16-12	1-5/16-12	24.26
6602-24	1-7/8-12	1-7/8-12	54.52

6602 203102R R6X 1248 C5706

NWO = Nut, Washer & O-Ring

STEEL SAE O-RING ADAPTERS

JIC TO O-RING ELBOW CONNECTOR

SAE 070220
MS 51527



Part #	JIC Thread Size 1	O-Ring Thread Size 2	List Price
6801-NWO-4	7/16-20	7/16-20	2.35
6801-NWO-4-6	7/16-20	9/16-18	3.33
6801-NWO-6	9/16-18	9/16-18	2.37
6801-NWO-6-4	9/16-18	7/16-20	3.56
6801-NWO-8	3/4-16	3/4-16	4.15
6801-NWO-8-6	3/4-16	9/16-18	4.29
6801-NWO-8-10	3/4-16	7/8-14	6.73
6801-NWO-8-12	3/4-16	1-1/16-12	9.66
6801-NWO-10	7/8-14	7/8-14	6.13
6801-NWO-10-8	7/8-14	3/4-16	5.34
6801-NWO-12	1-1/16-12	1-1/16-12	9.06
6801-NWO-12-10	1-1/16-12	7/8-14	8.22
6801-NWO-12-16	1-1/16-12	1-5/16-12	13.06
6801-NWO-16	1-5/16-12	1-5/16-12	14.02
6801-NWO-20	1-5/8-12	1-5/8-12	22.82

6801 2062R C50X 1238L C5515

JIC TO O-RING 45° ELBOW

SAE 070320
MS 51528



Part #	JIC Thread Size 1	O-Ring Thread Size 2	List Price
6802-NWO-2	5/16-24	5/16-24	5.45
6802-NWO-4	7/16-20	7/16-20	3.33
6802-NWO-6	9/16-18	9/16-18	3.41
6802-NWO-8	3/4-16	3/4-16	4.74
6802-NWO-8-6	3/4-16	9/16-18	5.94
6802-NWO-8-10	3/4-16	7/8-14	9.62
6802-NWO-10	7/8-14	7/8-14	7.07
6802-NWO-10-8	7/8-14	3/4-16	7.78
6802-NWO-12	1-1/16-12	1-1/16-12	12.83
6802-NWO-16	1-5/16-12	1-5/16-12	15.60
6802-NWO-20	1-5/8-12	1-5/8-12	30.16

6802 2061 V50X 1240R C5365

JIC TO O-RING - BRANCH TEE

SAE 070429
MS 51529



Part #	JIC Thread Size 1 & 2	O-Ring Thread Size 3	List Price
6803-NWO-4	7/16-20	7/16-20	5.30
6803-NWO-6	9/16-18	9/16-18	8.28
6803-NWO-8	3/4-16	3/4-16	7.35
6803-NWO-10	7/8-14	7/8-14	10.57
6803-NWO-12	1-1/16-12	1-1/16-12	12.61
6803-NWO-16	1-5/16-12	1-5/16-12	22.68

6803 203003X S50X 1265R C5715

JIC TO O-RING RUN TEE

SAE 070428
MS 51530



Part #	JIC Thread Size 1 & 3	O-Ring Thread Size 2	List Price
6804-NWO-4	7/16-20	7/16-20	5.97
6804-NWO-6	9/16-18	9/16-18	6.44
6804-NWO-8	3/4-16	3/4-16	8.29
6804-NWO-10	7/8-14	7/8-14	14.64
6804-NWO-12	1-1/16-12	1-1/16-12	25.89
6804-NWO-16	1-5/16-12	1-5/16-12	23.81

6804 203005R R50X 1266R C5716

O-RING TO - FEMALE PIPE ELBOW



Part #	O-Ring Thread Size 1	Pipe Thread Size 2	List Price
6805-NWO-4-4	7/16-20	1/4	4.23
6805-NWO-6-6	9/16-18	3/8	5.63
6805-NWO-8-8	3/4-16	1/2	7.38
6805-NWO-10-8	7/8-14	1/2	8.63
6805-NWO-12-8	1-1/16-12	1/2	18.53
6805-NWO-12-12	1-1/16-12	3/4	28.38
6805-NWO-16-16	1-5/16-12	1	21.59

6805 206801R AE0G 1264 C3459

O-RING TO MALE PIPE ELBOW



Part #	O-Ring Thread Size 1	Pipe Thread Size 2	List Price
6806-NWO-4-4	7/16-20	1/4	3.59
6806-NWO-6-6	9/16-18	3/8	7.84
6806-NWO-8-8	3/4-16	1/2	5.91
6806-NWO-12-12	1-1/16-12	3/4	13.48
6806-NWO-16-16	1-5/16-12	1	23.28

6806 1263 TF3569

O-RING TO 37° JIC SWIVEL NUT TO O-RING ELBOW



Part #	O-Ring Thread Size 1	JIC Thread Size 2	List Price
6809-NWO-4-4	7/16-20	7/16-20	4.46
6809-NWO-6-6	9/16-18	9/16-18	5.79
6809-NWO-8-8	3/4-16	3/4-16	12.06
6809-NWO-12-12	1-1/16-12	1-1/16-12	13.22

FEMALE O-RING TO MALE O-RING ELBOW



Part #	O-Ring Thread Size 1	O-Ring Thread Size 2	List Price
6815-NWO-4-4	7/16-20	7/16-20	5.67
6815-NWO-6-6	9/16-18	9/16-18	5.42
6815-NWO-8-8	3/4-16	3/4-16	10.00
6815-NWO-10-10	7/8-14	7/8-14	22.20
6815-NWO-12-12	1-1/16-12	1-1/16-12	27.67

MALE O-RING SWIVEL ADAPTER

SAE 140157



Part #	O-Ring Thread Size 1	Female NPSM Size 2	List Price
6900-O-4-2	7/16-20	1/8	6.26
6900-O-4-4	7/16-20	1/4	1.98
6900-O-6-4	9/16-18	1/4	3.53
6900-O-6-6	9/16-18	3/8	2.60
6900-O-6-8	9/16-18	1/2	4.59
6900-O-8-6	3/4-16	3/8	3.24
6900-O-8-8	3/4-16	1/2	3.06
6900-O-8-12	3/4-16	3/4	3.56
6900-O-10-8	7/8-14	1/2	4.22
6900-O-10-12	7/8-14	3/4	6.59
6900-O-12-8	1-1/16-12	1/2	6.11
6900-O-12-12	1-1/16-12	3/4	5.49
6900-O-16-16	1-5/16-12	1	13.07

6900 2066R 1235 9315

90° O-RING SWIVEL ADAPTER

SAE 140257



Part #	O-Ring Thread Size 1	Female NPSM Size 2	List Price
6901-NWO-4-4	7/16-20	1/4	3.49
6901-NWO-6-4	9/16-18	1/4	4.97
6901-NWO-6-6	9/16-18	3/8	4.87
6901-NWO-6-8	9/16-18	1/2	7.53
6901-NWO-8-4	3/4-16	1/4	8.25
6901-NWO-8-6	3/4-16	3/8	5.08
6901-NWO-8-8	3/4-16	1/2	5.90
6901-NWO-8-12	3/4-16	3/4	11.31
6901-NWO-10-6	7/8-14	3/8	5.29
6901-NWO-10-8	7/8-14	1/2	7.65
6901-NWO-12-6	1-1/16-12	3/8	8.70
6901-NWO-12-8	1-1/16-12	1/2	19.19
6901-NWO-12-12	1-1/16-12	3/4	18.24
6901-NWO-16-12	1-5/16-12	3/4	29.84
6901-NWO-16-16	1-5/16-12	1	20.63
6901-NWO-20-20	1-5/8-12	1-1/4	38.89

6401 2068R 1271 9515

STEEL SAE O-RING

45° O-RING SWIVEL ADAPTER

SAE 140357



Part #	O-Ring Thread Size 1	Female NPSM Size 2	List Price
6902-NWO-4-4	7/16-20	1/4	8.03
6902-NWO-6-4	9/16-18	1/4	7.48
6902-NWO-6-6	9/16-18	3/8	6.37
6902-NWO-8-8	3/4-16	1/2	9.33
6902-NWO-10-8	7/8-14	1/2	10.00
6902-NWO-12-8	1-1/16-12	1/2	12.20
6902-NWO-12-12	1-1/16-12	3/4	15.68
6902-NWO-16-16	1-5/16-12	1	20.00

6902 2067R 1272 9365

O-RINGS

VITON 75 SAE BOSS O-RING

Fluorocarbon



Part #	O-Ring Thread	List Price
4001-2-2	5/16-24	0.78
4001-4-4	7/16-20	1.02
4001-6-6	9/16-18	0.89
4001-8-8	3/4-16	1.17
4001-10	7/8-14	1.41
4001-12	1-1/16-12	1.86
4001-16	1-5/16-12	2.15
4001-20	1-5/8-12	3.86
4001-24	1-7/8-12	9.89
4001-32	2-1/2-12	13.65

HYDRAULIC ADAPTERS

NITRILE 90 SAE BOSS O-RING



Part #	O-Ring Thread	List Price
4000-2-2	5/16-24	0.26
4000-4-4	7/16-20	0.27
4000-6-6	9/16-18	0.34
4000-8-8	3/4-16	0.34
4000-10	7/8-14	0.42
4000-12	1-1/16-12	1.54
4000-14	1-3/16-12	0.57
4000-16	1-5/16-12	0.77
4000-20	1-5/8-12	1.04
4000-24	1-7/8-12	1.08
4000-32	2-1/2-12	1.47

BRAZE TUBE NUT (SLEEVE REQUIRED)

SAE 520110



Part #	Tube O.D.	Braze Tube O.D.	List Price
FSO318-4	1/4	.25	1.03
FSO318-6	3/8	.38	2.45
FSO318-8	1/2	.50	2.28
FSO318-10	5/8	.62	3.25
FSO318-12	3/4	.72	5.56
FSO318-16	1	1.00	8.09
FSO318-20	1 1/4	1.25	6.98
FSO318-24	1 1/2	1.50	10.37

FF318 FF1311

BRAZE TUBE SLEEVE

SAE 520115



Part #	Tube O.D.	List Price
FSO319-4	1/4	1.68
FSO319-6	3/8	1.88
FSO319-8	1/2	2.00
FSO319-10	5/8	2.82
FSO319-12	3/4	2.68
FSO319-16	1	4.66
FSO319-20	1-1/4	4.76
FSO319-24	1-1/2	6.58

FF319 FF3019

See Page 414 for JIC Nut and Sleeve

CAP

SAE 520112



- Two Piece Nut/ Insert

Part #	Tube O.D.	Face Seal Thread	List Price
FSO304-C-4	1/4	9/16-18	2.87
FSO304-C-6	3/8	11/16-16	2.04
FSO304-C-8	1/2	13/16-16	3.52
FSO304-C-10	5/8	1-14	4.80
FSO304-C-12	3/4	1-3/16-12	4.63
FSO304-C-16	1	1-7/16-12	8.16
FSO304-C-20	1-1/4	1-11/16-12	16.52
FSO304-C-24	1-1/2	2-12	18.43

FF304C

BULKHEAD LOCKNUT

SAE 520118



Part #	Thread Size	List Price
FSO306-4	9/16-18	2.31
FSO306-6	11/16-16	3.17
FSO306-8	13/16-16	3.49
FSO306-12	1-3/16-12	5.92
FSO306-16	1-7/16-12	6.92

FF403

MALE UNION CONNECTOR

SAE 520102



Part #	Tube O.D.	Face Seal Thread 1&2	List Price
FSO2403-4-4	1/4	9/16-18	3.71
FSO2403-6-6	3/8	11/16-16	5.83
FSO2403-8-8	1/2	13/16-16	6.13
FSO2403-12-12	3/4	1-3/16-12	10.22
FSO2403-16-16	1	1-7/16-12	12.96

FF2403 FF1203

MALE O-RING FACE SEAL ADAPTER



Part #	Face Seal Thread 1	Male Pipe Size 2	List Price
FSO2404-4-4	9/16-18	1/4-18	3.81
FSO2404-6-4	11/16-16	1/4-18	3.92
FSO2404-6-6	11/16-16	3/8-18	4.33
FSO2404-8-4	13/16-16	1/4-18	4.48
FSO2404-8-8	13/16-16	1/2-14	5.23
FSO2404-12-12	1-3/16-12	3/4-14	8.76
FSO2404-16-16	1-7/16-12	1-11-1/2	10.79

FF2404 4205 FLO

O-RING FACE SEAL ADAPTERS

HYDRAULIC ADAPTERS

FEMALE ORFS TO MALE ORFS REDUCER



Part #	Female Face Seal Size 1	Male Face Seal Thread 2	List Price
FSO2406-6-4	11/16-16	9/16-18	10.25
FSO2406-8-4	13/16-16	9/16-18	20.38
FSO2406-10-6	1-14	11/16-16	34.00
FSO2406-10-8	1-14	13/16-16	8.25
FSO2406-12-6	1-3/16-12	11/16-16	9.33

FF2406 TRLON

PLUG

SAE 520109



Part #	Tube O.D.	Face Seal Thread	List Price
FSO2408-4	1/4	9/16-18	2.88
FSO2408-6	3/8	11/16-16	1.59
FSO2408-8	1/2	13/16-16	2.92
FSO2408-10	5/8	1-14	3.46
FSO2408-12	3/4	1-3/8-12	4.49
FSO2408-16	1	1-7/16-12	6.90
FSO2408-20	1-1/4	1-11/16-12	12.99
FSO2408-24	1-1/2	2-12	11.00

FF2408 FF1254 4229 PNLO

ORFS UNION ELBOW 90°



Part #	Face Seal Thread 1	Face Seal Thread 2	List Price
FS2500-4-4	9/16-18	9/16-18	4.44
FS2500-6-6	11/16-16	11/16-16	8.93
FS2500-10-10	1-14	1-14	7.86
FS2500-12-12	1-3/16-12	1-3/16-12	15.39
FS2500-16-16	1-7/16-12	1-7/16-12	14.00

FF2500 4505 ELO

ORFS TO MALE ELBOW

SAE 520202



Part #	Face Seal Thread 1	Male Pipe Thread 2	List Price
FS2501-4-4	9/16-18	1/4	5.07
FS2501-6-4	11/16-16	1/4	6.95
FS2501-6-6	11/16-16	3/8	5.21
FS2501-8-6	13/16-16	3/8	6.14
FS2501-8-8	13/16-16	1/2	8.08
FS2501-12-12	1-3/8-12	3/4	11.39
FS2501-16-16	1-7/16-12	1	16.22
FS2501-20-20	1-11/16-12	1-1/4	35.83

FF2501 FF1208 4405 CLO

ORFS TO PIPE ELBOW 45°



Part #	Face Seal Thread 1	Male Pipe Thread 2	List Price
FS2503-4-4	9/16-18	1/4	5.87
FS2503-6-6	11/16-16	3/8	7.94
FS2503-8-8	13/16-16	1/2	6.05
FS2503-12-12	1-3/16-12	3/4	9.84
FS2503-16-16	1-7/16-12	1	18.14

FF2503 4355 VLO

ORFS UNION TEE



Part #	Face Seal Thread 1+2+3	List Price
FS2603-4-4	9/16-18	6.14
FS2603-6-6	11/16-16	11.04
FS2603-8-8	13/16-16	8.43
FS2603-12-12	1-3/16-12	17.14

FF2603 4705 JLO

MALE ORFS TO ORB CONNECTOR

SAE 520120



Part #	Face Seal Thread 1	O-Ring Thread 2	List Price
FS6400-O-4-4	9/16-18	7/16-20	1.93
FS6400-O-4-6	9/16-18	9/16-18	1.99
FS6400-O-6-4	11/16-16	7/16-20	6.03
FS6400-O-6-6	11/16-16	9/16-18	1.72
FS6400-O-6-8	11/16-16	3/4-16	6.95
FS6400-O-8-6	13/16-16	9/16-18	6.62
FS6400-O-10-8	1-14	3/4-16	7.95
FS6400-O-10-10	1-14	7/8-14	7.76
FS6400-O-12-8	1-3/16-12	3/4-16	7.93
FS6400-O-12-10	1-3/16-12	7/8-14	7.62
FS6400-O-12-12	1-3/16-12	1-1/16-12	7.58
FS6400-O-12-16	1-3/16-12	1-5/16-12	9.71
FS6400-O-16-12	1-7/16-12	1-1/16-12	9.97
FS6400-O-16-16	1-7/16-12	1-5/16-12	10.19
FS6400-O-20-20	1-11/16-12	1-5/8-12	16.35
FS6400-O-24-24	2-12	1-7/8-12	30.74

4315 FF6400 FF1231

MALE FLAT FACE TO FEMALE 37 ° SWIVEL



Part #	Face Seal Thread 1	JIC Thread 2	List Price
FS6402-4-4	9/16-18	7/16-20	4.81
FS6402-6-6	11/16-16	9/16-18	8.05
FS6402-8-8	13/16-16	3/4-16	6.61
FS6402-10-10	1-14	7/8-14	8.10
FS6402-12-12	1-3/16-12	1-1/16-12	59.52

FF6402 FF1294

SWIVEL NUT ELBOW



Part #	Face Seal Thread 1	Face Seal Thread 2	List Price
FS6500-4-4	9/16-18	9/16-18	7.24
FS6500-6-6	11/16-16	11/16-16	7.24
FS6500-8-8	13/16-16	13/16-16	12.16
FS6500-12-12	1-3/16-12	1-3/16-12	17.53

FF6500 FF1236

MALE JIC 37° FLARE TO FEMALE FLAT FACE SWIVEL



Part #	JIC Thread Size 1	Face Seal Thread 2	List Price
FS6504-4-4	7/16-20	9/16-18	7.60
FS6504-6-6	9/16-18	11/16-16	7.69
FS6504-8-8	3/4-16	13/16-16	7.66
FS6504-10-10	7/8-14	1-14	40.70
FS6504-16-16	1-5/16-12	1-7/16-12	79.62

FF6504 FF1296

O-RING ELBOW CONNECTOR



Part #	Face Seal Thread 1	O-Ring Thread 2	List Price
FS6801-4-4	9/16-18	7/16-20	5.23
FS6801-6-6	11/16-16	9/16-18	6.44
FS6801-8-6	13/16-16	9/16-18	5.44
FS6801-8-8	13/16-16	3/4-16	6.58
FS6801-12-12	1-3/16-12	1-1/16-12	16.39
FS6801-16-16	1-7/16-12	1-5/16-12	25.43
FS6801-20-20	1-11/16-12	1-5/8-12	32.85

FF6801 FF1238 4515

ORFS TO O-RING ELBOW 45°



Part #	Face Seal Thread 1	O-Ring Size 2	List Price
FS6802-4-4	9/16-18	7/16-20	5.18
FS6802-6-6	11/16-16	9/16-18	7.24
FS6802-8-8	13/16-16	3/4-16	8.43
FS6802-10-10	1-14	7/8-14	11.48
FS6802-12-12	1-3/16-12	1-1/16-12	14.44
FS6802-16-16	1-7/16-12	1-5/16-12	32.29
FS6802-20-20	1-11/16-12	1-5/8-12	33.76

FF6802 4365 V5OLO

STEEL BSPT ADAPTERS

STRAIGHT THREAD SWIVEL NUT ELBOW



Part #	O-Ring Thread 1	Face Seal Thread 2	List Price
FS6809-4-4	7/16-20	9/16-18	8.81
FS6809-6-6	9/16-18	11/16-16	9.24
FS6809-8-8	3/4-16	13/16-16	10.72
FS6809-12-12	1-1/16-12	1-3/16-12	32.52

FF6809 FF1239 4535 AOELC

STEEL BSPT ADAPTERS

JIC MALE CONNECTOR BSPT



Part #	JIC Thread Size 1	Male BSPT 2	List Price
7000-4-2	7/16-20	1/8-28	7.86
7000-4-4	7/16-20	1/4-19	8.09
7000-6-4	9/16-18	1/4-19	12.26
7000-6-6	9/16-18	3/8-19	9.55
7000-6-8	9/16-18	1/2-14	22.55
7000-8-6	3/4-16	3/8-19	9.67
7000-8-8	3/4-16	1/2-14	10.33
7000-8-12	3/4-16	3/4-14	24.60
7000-10-8	7/8-14	1/2-14	18.10
7000-10-12	7/8-14	3/4-14	21.77
7000-12-8	1-1/16-12	1/2-14	31.96
7000-12-12	1-1/16-12	3/4-14	15.63
7000-16-16	1-5/16-12	1-11	45.75
7000-20-20	1-5/8-12	1-1/4-11	150.48

3404 3O5

JIC MALE ELBOW BSPT



Part #	JIC Thread Size 1	Male BSPT 2	List Price
7200-4-2	7/16-20	1/8-28	20.35
7200-4-4	7/16-20	1/4-19	14.54
7200-6-4	9/16-18	1/4-19	18.52
7200-6-6	9/16-18	3/8-19	22.76
7200-6-8	9/16-18	1/2-14	41.73
7200-8-6	3/4-16	3/8-19	28.53
7200-8-8	3/4-16	1/2-14	20.37
7200-12-12	1-1/16-12	3/4-14	28.00
7200-16-16	1-5/16-12	1-11	80.86

3501 315

BSPT HEX NIPPLE



Part #	Male BSPT 1	Male BSPT 2	List Price
7520-2-2	1/8-28	1/8-28	17.08
7520-4-4	1/4-19	1/4-19	4.80
7520-6-6	3/8-19	3/8-19	13.74
7520-8-8	1/2-14	1/2-14	15.24
7520-10-10	5/8-14	5/8-14	39.46
7520-12-12	3/4-14	3/4-14	23.74

3520 MBT

BSPT PLUG



Part #	BSPT	List Price
9508-2	1/8-28	8.26
9508-4	1/4-19	5.95
9508-6	3/8-19	6.37
9508-8	1/2-14	11.11
9508-12	3/4-14	24.18
9508-16	1-11	27.33

100B-Y KA-RM MHL 296

STEEL BSPP ADAPTERS

BSPP HEX NIPPLE



Part #	Male BSPP 1	Male BSPP 2	List Price
7420-2-2	1/8-28	1/8-28	14.64
7420-4-2	1/4-19	1/8-28	11.43
7420-6-4	3/8-19	1/4-19	10.88
7420-6-6	3/8-19	3/8-19	14.22
7420-8-6	1/2-14	3/8-19	14.29
7420-8-8	1/2-14	1/2-14	18.19
7420-10-8	5/8-14	1/2-14	24.49
7420-12-8	3/4-14	1/2-14	24.04
7420-12-12	3/4-14	3/4-14	31.42
7420-16-12	1-11	3/4-14	36.04
7420-16-16	1-11	1-11	53.56

3420 MB 9022

BSPP COUPLING



Part #	BSPP	List Price
7425-2	1/8-28	21.77
7425-4	1/4-19	13.29
7425-8	1/2-14	16.19
7425-10	5/8-14	27.21
7425-12	3/4-14	38.55
7425-16	1-11	64.63

3425 FB

JIC TO FEMALE BSPP STRAIGHT SWIVEL



Part #	JIC Thread Size 1	Female BSPP Swivel 2	List Price
7240-4	7/16-20	1/4-19	21.54
7240-6	9/16-18	3/8-19	19.47
7240-8	3/4-16	1/2-14	26.53
7240-10	7/8-14	5/8-14	38.55
7240-12	1-1/16-12	3/4-14	40.59
7240-16	1-5/16-12	1-11	54.42

3240 MJFBS

JIC TO BSPP MALE ELBOW



Part #	JIC Thread Size 1	Male BSPP 2	List Price
7202-NWO-4-2	7/16-20	1/8-28	40.67
7202-NWO-4-4	7/16-20	1/4-19	31.93
7202-NWO-6-4	9/16-18	1/4-19	16.17
7202-NWO-6-6	9/16-18	3/8-19	24.10
7202-NWO-6-8	9/16-18	1/2-14	32.25
7202-NWO-8-6	3/4-16	3/8-19	24.79
7202-NWO-8-8	3/4-16	1/2-14	35.14
7202-NWO-8-12	3/4-16	3/4-14	47.60
7202-NWO-10-8	7/8-14	1/2-14	40.04
7202-NWO-12-12	1-1/16-12	3/4-14	31.07
7202-NWO-12-16	1-1/16-12	1-11	91.43
7202-NWO-16-16	1-5/16-12	1-11	56.92

3801 315

JIC TO BSPP 45° ELBOW



Part #	JIC Thread Size 1	Male BSPP 2	List Price
7802-4	7/16-20	1/4-19	36.12
7802-6	9/16-18	3/8-19	55.56
7802-8	3/4-16	1/2-14	73.70
7802-12	1-1/16-12	3/4-14	99.77
7802-16	1-5/16-12	1-11	103.40

3802 35J

BSPP TO MALE PIPE NIPPLE



Part #	Male BSPP Size 1	Male Pipe Thread Size 2	List Price
7825-2	1/8-28	1/8	10.15
7825-4	1/4-19	1/4	5.66
7825-6	3/8-19	3/8	11.02
7825-8	1/2-14	1/2	12.67
7825-12	3/4-14	3/4	11.70
7825-16	1-11	1	21.83

MBMP 3825

JIC TO BSPP MALE CONNECTOR



Part #	JIC Thread Size 1	Male BSPP 2	List Price
7002-4-2	7/16-20	1/8-28	7.14
7002-4-4	7/16-20	1/4-19	8.33
7002-4-6	7/16-20	3/8-19	8.08
7002-4-8	7/16-20	1/2-14	31.74
7002-6-4	9/16-18	1/4-19	6.00
7002-6-6	9/16-18	3/8-19	9.50
7002-6-8	9/16-18	1/2-14	7.86
7002-8-6	3/4-16	3/8-19	7.47
7002-8-8	3/4-16	1/2-14	10.10
7002-8-12	3/4-16	3/4-14	21.37
7002-10-8	7/8-14	1/2-14	19.11
7002-12-12	1-1/16-12	3/4-14	11.57
7002-12-16	1-1/16-12	1-11	31.84
7002-16-16	1-5/16-12	1-11	30.10

30J 3800

STEEL BSPP ADAPTERS

JIC TO BSPP STRAIGHT SWIVEL



Part #	JIC Thread Size 1	Male BSPP 2	List Price
7022-4-2	7/16-20	1/8-28	20.41
7022-4-4	7/16-20	1/4-19	20.42
7022-6-4	9/16-18	1/4-19	24.27
7022-6-6	9/16-18	3/8-19	17.67
7022-8-6	3/4-16	3/8-19	21.70
7022-8-8	3/4-16	1/2-14	17.91
7022-10-8	7/8-14	1/2-14	20.18
7022-12-12	1-1/16-12	3/4-14	50.15
7022-16-16	1-5/16-12	1-11	89.94

3402 3055

HEX HEAD PLUG BSPP



Part #	Male BSPP	List Price
9522-P-2	1/8-28	4.23
9522-P-4	1/4-19	3.60
9522-P-6	3/8-19	5.24
9522-P-8	1/2-14	6.17
9522-P-12	3/4-14	9.80
9522-P-16	1-11	20.39

3408

HOLLOW HEX PLUG BSPP



Part #	Male BSPP	List Price
9522-H-2	1/8-28	4.07
9522-H-4	1/4-19	4.57
9522-H-6	3/8-19	7.30
9522-H-8	1/2-14	11.17
9522-H-12	3/4-14	16.77
9522-H-16	1-11	43.58

3408 HHP

HYDRAULIC ADAPTERS

FEMALE ADAPTER BSPP



Part #	Female Pipe 1	Male BSPP 2	List Price
7042-2-2	1/8	1/8-28	7.87
7042-4-2	1/4	1/8-28	20.95
7042-4-4	1/4	1/4-19	12.76
7042-6-6	3/8	3/8-19	16.43
7042-8-8	1/2	1/2-14	28.57
7042-12-12	3/4	3/4-14	31.43
7042-16-16	1	1-11	38.94

3455 MMFP

STEEL METRIC ADAPTERS

MALE CONNECTOR



Part #	JIC Thread Size 1	Metric Thread 2	List Price
7005-4-10	7/16-20	10x1.0	7.14
7005-4-12	7/16-20	12x1.5	8.23
7005-4-14	7/16-20	14x1.5	8.47
7005-4-18	7/16-20	18x1.5	12.10
7005-5-12	1/2-20	12x1.5	12.38
7005-5-14	1/2-20	14x1.5	70.07
7005-6-14	9/16-18	14x1.5	7.30
7005-6-16	9/16-18	16x1.5	10.27
7005-6-18	9/16-18	18x1.5	13.07
7005-8-16	3/4-16	16x1.5	8.44
7005-8-18	3/4-16	18x1.5	10.27
7005-8-22	3/4-16	22x1.5	13.77
7005-10-18	7/8-14	18x1.5	13.54
7005-10-20	7/8-14	20x1.5	15.40
7005-10-22	7/8-14	22x1.5	17.61
7005-12-22	1-1/16-12	22x1.5	30.77
7005-12-27	1-1/16-12	27x1.5	47.00

Port-seal crush washer and O-ring included 7400 30J (R) 7011

MALE ELBOW



Part #	JIC Thread Size 1	Metric Thread 2	List Price
7205-NWO-4-10	7/16-20	10x1.0	29.93
7205-NWO-4-12	7/16-20	12x1.5	36.38
7205-NWO-4-14	7/16-20	14x1.5	23.13
7205NWO-5-12	1/2-20	12x1.5	59.81
7205-NWO-6-14	9/16-18	14x1.5	44.76
7205-NWO-6-16	9/16-18	16x1.5	33.91
7205-NWO-8-16	3/4-16	16x1.5	39.69
7205-NWO-8-18	3/4-16	18x1.5	13.10
7205-NWO-8-22	3/4-16	22x1.5	24.00
7205-NWO-10-18	7/8-14	18x1.5	20.80

Port-seal crush washer and O-ring included

7801 315 (R)

STRAIGHT SWIVEL



Part #	JIC Thread Size 1	Metric Thread 2	List Price
7025-4-10	7/16-20	10x1.0	24.94
7025-4-12	7/16-20	12x1.5	57.45
7025-5-12	1/2-20	12x1.5	29.75
7025-6-14	9/16-18	14x1.5	29.36
7025-6-16	9/16-18	16x1.5	27.21
7025-8-16	3/4-16	16x1.5	79.72
7025-10-22	7/8-14	22x1.5	61.22
7025-12-27	1-1/16-12	27x2.0	42.36
7025-16-33	1-5/16-12	33x2.0	52.24

7402 30JS (R)

HEX HEAD PLUG METRIC PARALLEL



Part #	Metric Thread	List Price
8555-P-10	10x1.0	1.93
8555-P-12	12x1.5	8.69
8555-P-14	14x1.5	12.11
8555-P-16	16x1.5	2.46
8555-P-18	18x1.5	20.64
8555-P-20	20x1.5	4.00
8555-P-22	22x1.5	4.66
8555-P-26	26x1.5	20.72
8555-P-30	30x1.5	56.01

7408

HOLLOW HEX HEAD PLUG METRIC PARALLEL



Part #	Metric Thread	List Price
8555-H-10	10x1.0	4.23
8555-H-12	12x1.5	3.50
8555-H-14	14x1.5	6.41
8555-H-16	16x1.5	10.60
8555-H-18	18x1.5	12.23
8555-H-20	20x1.5	17.95
8555-H-22	22x1.5	10.56
8555-H-26	26x1.5	55.65
8555-H-30	30x1.5	35.78

7408 HHP

FEMALE ADAPTER



Part #	Female Pipe Thread 1	Metric Thread 2	List Price
7045-2-10	1/8	10x1.0	9.23
7045-4-12	1/4	12x1.5	19.89
7045-4-14	1/4	14x1.5	21.77
7045-6-12	3/8	12x1.5	33.06
7045-6-16	3/8	16x1.5	27.21
7045-6-18	3/8	18x1.5	18.74
7045-8-16	1/2	16x1.5	52.96
7045-8-18	1/2	18x1.5	27.65
7045-8-22	1/2	22x1.5	20.77
7045-12-27	3/4	27x2.0	51.88
7045-16-33	1	33x2.0	99.56

MMFP (R)

QUICK DISCONNECT

HYDRAULIC ADAPTERS

THREAD TO CONNECT, DRYBREAK NO-SPILL QUICK CONNECT



- Brass Body
- Steel Wing Nut
- Buna-Seal (-40° to +250°F)

Aeroquip 5100
Parker 6100
Snaptite B78



- Bonded Face Seal
- External ORing Alleviates Full Connection

Part #	Body Size	Female NPT	Max PSI	List Price
61-150	3/4	1/2	3000	56.45
61-152	3/4	3/4	3000	56.45
61-153	1	1	3000	71.16
61-154	1-1/4	1-1/4	2750	98.74
61-155	1-1/2	1-1/2	2500	151.28

Part #	Body Size	Female NPT	Max PSI	List Price
61-050	3/4	1/2	3000	56.45
61-052	3/4	3/4	3000	56.45
61-053	1	1	3000	71.16
61-054	1-1/4	1-1/4	2750	98.74
61-055	1-1/2	1-1/2	2500	151.28

FEATURES - **ISO A and ISO B**

- Poppet valves to prevent uncoupled leakage
- Critical parts are induction hardened for durability
- Dependable ball-locking mechanism holds the maling halves together
- Socket and plug are precision machined from solid barstock
- Standard nitrile seals temp range -40°F to +250°F

ISO 7241-1 ISO-A Interchange (Connected)				
Body Size	*Steel Coupler/ Plug*			
	Maximum Working		*Burst*	
	PSI	Bar	PSI	Bar
1/4"	5,000	345	18,270	1,200
3/8"	4,000	275	18,270	1,200
1/2"	4,000	275	16,500	1,100
3/4"	4,000	275	14,800	1,000
1"	4,000	275	12,400	850

INTERCHANGE DATA:

- Parker 6600, Aeroquip/ Eaton FD56, Dixon 'K' Series.
- Hansen HA 15000, Safeway S56



ISO-A FEMALE PIPE COUPLER

Part #	Body Size	NPT	List Price
ANV-14-F	1/4"	1/4"	10.43
ANV-38-F	3/8"	3/8"	11.75
ANV-12-F	1/2"	1/2"	15.81
ANV-34-F	3/4"	3/4"	33.06
ANV-1-F	1"	1"	42.86



ISO-A FEMALE PIPE PLUG

Part #	Body Size	NPT	List Price
ANV-14-M	1/4"	1/4"	4.53
ANV-38-M	3/8"	3/8"	6.38
ANV-12-M	1/2"	1/2"	7.34
ANV-34-M	3/4"	3/4"	10.95
ANV-1-M	1"	1"	18.65

ISO 7241-1 Series B ISO-B Interchange (Connected)								
Body Size	*Steel Coupler/ Plug*				*Brass Coupler/ Plug*			
	Max. Working		*Burst*		*Max. Working*		*Burst*	
	PSI	Bar	PSI	Bar	PSI	Bar	PSI	Bar
1/4"	5,000	345	22,500	1,550	3,000	200	15,000	1,000
3/8"	4,000	275	16,500	1,150	2,500	175	12,000	800
1/2"	4,000	275	16,000	1,100	2,500	175	11,500	750
3/4"	4,000	275	16,500	1,150	2,000	150	12,000	800
1"	4,000	275	16,000	1,100	1,500	100	8,500	800

INTERCHANGE DATA:

- Parker 60 Series, Snap-tite 72 series, Dixon 'H' series
- Hansen HK - series, Aeroquip/ Eaton FDH5

B=BRASS



BRASS - HNV SERIES PLUG



BRASS - HNV SERIES COUPLER



ISO-B FEMALE PIPE COUPLER

Part #	Body Size	NPT	List Price
HNV-14-F	1/4"	1/4"	11.46
HNV-14-F-B	1/4"	1/4"	19.05
HNV-38-F	3/8"	3/8"	12.00
HNV-38-F-B	3/8"	3/8"	30.48
HNV-12-F	1/2"	1/2"	17.39
HNV-12-F-B	1/2"	1/2"	34.77
HNV-34-F	3/4"	3/4"	28.00
HNV-34-F-B	3/4"	3/4"	72.06
HNV-1-F	1"	1"	44.73
HNV-1-F-B	1"	1"	112.92



ISO-B FEMALE PIPE PLUG

Part #	Body Size	NPT	List Price
HNV-14-M	1/4"	1/4"	5.40
HNV-14-M-B	1/4"	1/4"	9.01
HNV-38-M	3/8"	3/8"	6.64
HNV-38-M-B	3/8"	3/8"	13.33
HNV-12-M	1/2"	1/2"	7.81
HNV-12-M-B	1/2"	1/2"	22.61
HNV-34-M	3/4"	3/4"	13.75
HNV-34-M-B	3/4"	3/4"	27.05
HNV-1-M	1"	1"	23.63
HNV-1-M-B	1"	1"	40.95

FEATURES

• Steel construction, zinc plated trivalent finish. Hardened Nipples and sleeves and solid barstock construction for maximum resistance to damage from hydraulic and mechanical shock.
• This Anti-Blowout Nitrile/ PTFE bonded seal is designed to prevent blow out or damage during servere service conditions.
• Durable ball-locking mechanism assures reliable connection everytime.
• Temp Range -65° to +250°

ISO 16028

FLUSH FACE

Body Size	Steel Coupler/ Plug Coupled			
	Maximum Working		Burst	
	PSI	Bar	PSI	Bar
1/4"	5,000	345	18,270	1,200
3/8"	4,000	275	18,270	1,200
1/2"	4,000	275	16,500	1,100
5/8"	4,000	275	14,800	1,000
3/4"	4,000	275	12,400	850
1"	3,000	200	12,600	850

FF Series
HTMC
74C



FF Series
HTMN
74N



FEMALE PIPE COUPLER

Part #	Body Size	NPT	List Price
FF-14-F	1/4"	1/4"	34.15
FF-38-F	3/8"	3/8"	45.53
FF-12-F	1/2"	1/2"	71.20
FF-3812-F	3/8"	1/2"	42.60
FF-1234-F	1/2"	3/4"	60.63
FF-3416-F	3/4"	1"	78.86
FF-34-F	3/4"	3/4"	68.87
FF-1-F	1"	1"	136.37

FEMALE PIPE PLUG

Part #	Body Size	NPT	List Price
FF-14-M	1/4"	1/4"	20.31
FF-38-M	3/8"	3/8"	22.97
FF-12-M	1/2"	1/2"	32.65
FF-3812-M	3/8"	1/2"	18.93
FF-1234-M	1/2"	3/4"	30.27
FF-3416-M	3/4"	1"	41.50
FF-34-M	3/4"	3/4"	26.66
FF-1-M	1"	1"	62.40

FLAT FACE THREAD LOCK - VEP QUICK COUPLING

SPECIFICATIONS

Body Size (in)	1/2(12)	3/4(34)	1(1)	1-1/2(24)
Rated Pressure (PSI)	7000	7000	6000	5000
Rated Flow (GPM)	12	50	88	152
Temperature Range	-20°C +120°C			

Standard seal material is **NBR**

Test Fluid-Oil = 200 SUS

APPLICATIONS

• Widely used in public equipment
• Portable construction equipment.
• Hydraulic tools
• Vehicles

FEATURES

• New valve design provides better resistance from high flow and the pressure of impulse, thus providing advanced performance.
• Special nipple design for connecting under pressure, allows connection and disconnection with high residual pressures.
• The LSQ-VEP series employs a threaded sleeve locking mechanism, mates with matching male threads on the coupler.
• New plating treatment provides advanced anti-rust performance.
• LSQ-VEP series couplings employ flush valving when connecting or disconnecting, therefore only a small amount of fluid can be lost during disconnecting or air inclusion during reconnection.
• The Anti-Blowout bonded seal is designed to prevent blow-out or damage during severe service conditions.
• Machined form solid steel barstock for durability. Compatible with most other VEP series.

• O-Ring SAE Boss Thread available with import lead time (same list price)



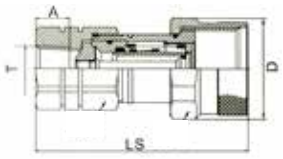

FEMALE COUPLER

Part #	LS	D	A	NPT	List Price
LSQ-VEP-12-SF	4.09	1.13	0.67	1/2	168.37
LSQ-VEP-34-SF	4.49	2.13	0.79	3/4	218.97
LSQ-VEP-1-SF	5.28	2.33	0.83	1	277.48
LSQ-VEP-20-SF	5.71	2.72	0.83	1-1/4	320.85
LSQ-VEP-24-SF	7.41	3.63	0.83	1-1/2	682.91



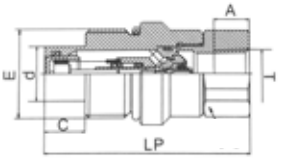

FEMALE PLUG

Part #	LS	D	A	NPT	List Price
LSQ-VEP-12-PF	4.09	1.13	0.67	1/2	168.37
LSQ-VEP-34-PF	4.49	2.13	0.79	3/4	197.30
LSQ-VEP-1-PF	5.28	2.33	0.83	1	227.63
LSQ-VEP-20-PF	5.71	2.72	0.83	1-1/4	320.85
LSQ-VEP-24-PF	7.41	3.63	0.83	1-1/2	652.73

QUICK DISCONNECT

HYDRAULIC ADAPTERS

Snap-Tite 60 Series

AG - Series Agricultural Interchange (Connected)				
Nominal Size	*Steel Coupler/ Plug*			
	Maximum Working		*Burst*	
	PSI	Bar	PSI	Bar
1/4"	4,000	275	21,000	1,500
3/8"	4,000	275	23,100	1,600
1/2"	4,000	275	16,500	1,100
3/4"	3,000	200	10,300	700
1"	3,000	200	13,000	900





FEMALE PIPE COUPLER

Part #	Body Size	NPT	List Price
NV-14-F	1/4"	1/4"	10.43
NV-38-F	3/8"	3/8"	11.75
NV-12-F	1/2"	1/2"	32.14
NV-34-F	3/4"	3/4"	53.57
NV-1-F	1"	1"	72.07

FEMALE PIPE PLUG

Part #	Body Size	NPT	List Price
NV-14-M	1/4"	1/4"	3.76
NV-38-M	3/8"	3/8"	9.75
NV-12-M	1/2"	1/2"	14.62
NV-34-M	3/4"	3/4"	27.10
NV-1-M	1"	1"	40.13

FEATURES

- Heavy duty heat treated poppet: valves are standard with rugged, specially-designed seals made of nitrite for leak-free performance in the toughest application.
- High-strength steel valve guides designed for high flow rates and made extra tough for agricultural service.
- Dependable hardened chrome alloy steel locking balls. Heat treated plugs and sleeves.
- Standard seals temp range -40°F to +250°F

THREAD LOCK HYDRAULIC JACK COUPLING

APPLICATIONS

- Thread lock couplings with their threaded union locking system and precision ball-type check valves are designed for extreme high pressure applications such as portable hydraulic jacks.
- **Ball Type.**



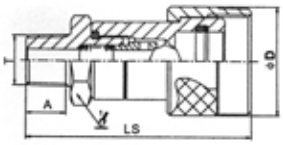



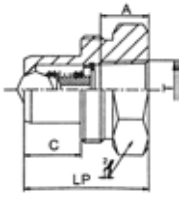

SPECIFICATIONS

Body Size	1/4(14)	3/8(38)
Rated Pressure	10.000	
Rated Flow (GPM)	3	6
Temperature Range	-20°C +120°C	

Standard seal material is **NBR**

MALE COUPLER

Part #	LS	D	Hex	A	NPT	List Price
KZE-B-14-SM	2.40	1.14	0.87	0.55	1/4	22.60
KZE-B-38-SM	2.91	1.38	0.98	0.57	3/8	23.74

FEMALE COUPLER

Part #	LS	D	Hex	A	NPT	List Price
KZE-B-14-PF	1.30	0.44	0.75	0.51	1/4	10.74
KZE-B-38-PF	1.38	0.63	1.26	0.55	3/8	11.34

(Charlynn 101 / Danfoss DH / White HS / Parker ME-MB-TE-TJ / -RR-USA HP)



The MMPH series gear set, shaft distribution flow, hydraulic motor is a compact, high efficient, low speed high torque design which can be used in either parallel or series systems.

Part #		MMPH50	MMPH80	MMPH100	MMPH125	MMPH160	MMPH200	MMPH250	MMPH315	MMPH400
List Price		448.39	450.48	462.99	476.55	486.98	495.33	505.76	515.15	559.57
Displacement cm3/rev(cu.in/rev)		51.7 (3.15)	77.7 (4.75)	96.2 (5.9)	118 (7.2)	156 (9.5)	190 (11.6)	231 (14.1)	312 (19)	387 (23.6)
Max Speed rpm	Cont.	880	740	590	475	370	295	240	190	150
	Int.	975	825	675	595	465	370	295	235	185
Max Torque NW (in.lbs)	Cont.	81 (717)	129(1140)	161(1425)	202(1790)	245(2170)	286(2530)	360(3185)	406(3575)	435(3850)
	Int.	108(956)	171(1514)	213(1885)	268(2372)	342(3026)	390(3450)	456(4035)	505(4470)	533(4717)
Max performance KW/ (HP)	Cont.	7(9.4)	9.1(12.2)	9(12.1)	9.1(12.2)	8.7(11.65)	8.1(10.85)	8.2(11)	7.2(9.7)	6.1(8.2)
	Int.	8.9(12)	11.8(15.8)	11.9(15.95)	11.8(15.8)	11.9(15.95)	10.9(14.7)	10.1(13.5)	8.6(11.5)	7.2(9.65)
Max Differential Mpa/ (PSI)	Cont.	12.5(1840)	12.5(1840)	12.5(1840)	12.5(1840)	12.5(1840)	11(1625)	11(1625)	11(1625)	10(1450)
	Int.	16.5(2425)	16.5(2425)	16.5(2425)	16.5(2425)	16.5(2425)	16.5(2425)	14(2060)	12.5(1840)	10.5(1540)
Max flow L/min. / (gpm)	Cont.	45(11.85)	60(15.8)	60(15.8)	60(15.8)	60(15.8)	60(15.8)	60(15.8)	60(15.8)	60(15.8)
	Int.	50(13.15)	75(19.75)	75(19.75)	75(19.75)	75(19.75)	75(19.75)	75(19.75)	75(19.75)	75(19.75)
Weight	lb.	5.6	5.7	5.9	6	6.2	6.4	6.6	6.9	7.4

ORDERING INFORMATION

MMPH	50	H2	K	P
MODEL SERIES	**FRAME SIZE** (cu.in/rev)	**MOUNTING FLANGE TYPE**	**DRIVE SHAFT**	**PORT SIZE**
MMPH (GEROTOR)	**MMPH** / **MMRS**	H4 - 4 Bolt	K - 1 Inch Woodruff Key	P - 1/2 NPTF
MMRS (GEROTOR)	50 (3.15) / 50 (3.13)	H2 - SAE "A" 2 Bolt	S - SAE - 6B Spline	S - 7/8-14 SAE "O" Ring
	80 (4.74) / 80 (4.92)	H6 - Magneto	H - 1 Inch parallel 0.40 dia. crosshole	F - Manifold
	100 (5.87) / 100 (6.15)		H1 - 1 Inch parallel 0.31 dia. crosshole	
	125 (7.19) / 125 (7.62)			
	160 (9.49) / 160 (9.59)			
	200 (11.59) / 200 (12.15)			
	250 (15.25) / 250 (15.38)			
	315 (19.02) / 315 (19.2)			
	400 (23.57) / 375 (22.58)			

(Charlynn 103 & 158 / Danfoss DS / Parker ME-MB-TE-TJ / RR-USA HR)



The MMRS series advanced gear set, shaft distribution flow, hydraulic motor is a compact, low noise, highly efficient torque low speed design. The gear set also affords a reliable smooth start-up at low pressure. The special design of the drive linkage and high pressure capability of the shaft seal provides a long life and these motors can be used in either series or parallel operation.

Part #		MMRS50	MMRS80	MMRS100	MMRS125	MMRS160	MMRS200	MMRS250	MMRS315	MMRS375
List Price		538.10	555.83	560.00	576.69	592.34	599.64	624.67	628.84	659.09
Displacement cm3/rev(cu.in/rev)		51.3 (3.13)	80.6 (4.92)	100.8 (6.15)	124.9 (7.62)	157.2 (9.59)	199.2 (12.15)	252 (15.38)	314.5 (19.2)	370 (22.58)
Max Speed rpm	Rated	755	750	600	475	375	300	240	190	160
	Cont.	970	940	750	600	470	375	300	240	200
Max Torque NW (in.lbs)	Cont.	100(885)	190(1682)	240(2124)	292(2584)	363(3273)	358(3168)	352(3115)	360(3186)	420(3717)
	Int.	126(1115)	220(1947)	280(2478)	340(3010)	430(3806)	448(3965)	470(4159)	470(4159)	548(4850)
Max performance KW/ (HP)	Cont.	7.7(10.3)	15(20.10)	15(20.10)	14(18.75)	14(18.75)	11(14.75)	9(12.10)	7.2(9.7)	6.1(8.2)
	Int.	9.7(13)	17(22.8)	17(22.8)	16(21.45)	16(21.45)	14(18.75)	12(16.10)	9(12.10)	12(16.10)
Max Differential Mpa/ (PSI)	Cont.	14(2061)	17.5(2576)	17.5(2576)	17.5(2576)	16.5(2429)	13(1914)	11(1619)	8.5(1251)	8.5(1251)
	Int.	17.5(2576)	20(2944)	20(2944)	20(2944)	20(2944)	17.5(2576)	14(2061)	11.5(1693)	11.5(1693)
Max flow L/min. / (gpm)	Cont.	40(10.5)	60(15.8)	60(15.8)	60(15.8)	60(15.8)	60(15.8)	60(15.8)	60(15.8)	60(15.8)
	Int.	50(13.1)	75(19.75)	75(19.75)	75(19.75)	75(19.75)	75(19.75)	75(19.75)	75(19.75)	75(19.75)
Weight	lb.	6.7	6.9	6.9	7.2	7.5	8.0	8.5	9.0	9.3

HYDRAULIC GEAR PUMP

MODEL # MGP-F10

- All Aluminium construction.
- 7 Displacement sizes from 0.07 to 0.37 cu. in/rev.
- Mounting flange is SAE AA-2 bolt.
- Ports are SAE-8 inlet and SAE-6 outlet.
- Drive shaft is a 1/2 inch straight shaft with 1/8 key.

Recommended working conditions:

- Filtration 25 micron or better.
- Oil Viscosity 6 to 200 cSt.
- Inlet pressure 12 to 32 psi abs.
- Oil Temperature -25 to 55 degrees C (-12 to 175 F°).
- Ambient -22 to 55 C° (-8 to 130 F°).



Part #	Displacement cu.in/rev	PSI	Speed RPM		Weight Lbs	List Price
			Rated	Max		
MGP-F10-13	0.07	3625	2000	5000	2.02	323.30
MGP-F10-20	0.12	3625	2000	5000	2.31	332.86
MGP-F10-27	0.16	3625	2000	5000	2.68	332.86
MGP-F10-34	0.20	3625	2000	5000	2.99	332.86
MGP-F10-41	0.25	3625	2000	4000	3.34	391.08
MGP-F10-51	0.31	3625	2000	4000	3.78	391.08
MGP-F10-61	0.37	3625	2000	4000	4.18	391.08

- Displacement (cu.in/ rev) x speed (RPM)/ 231 Volumetric efficiency %≥93
- GPM X 231/ RPM = CU.IN

INSTALLATION DATA

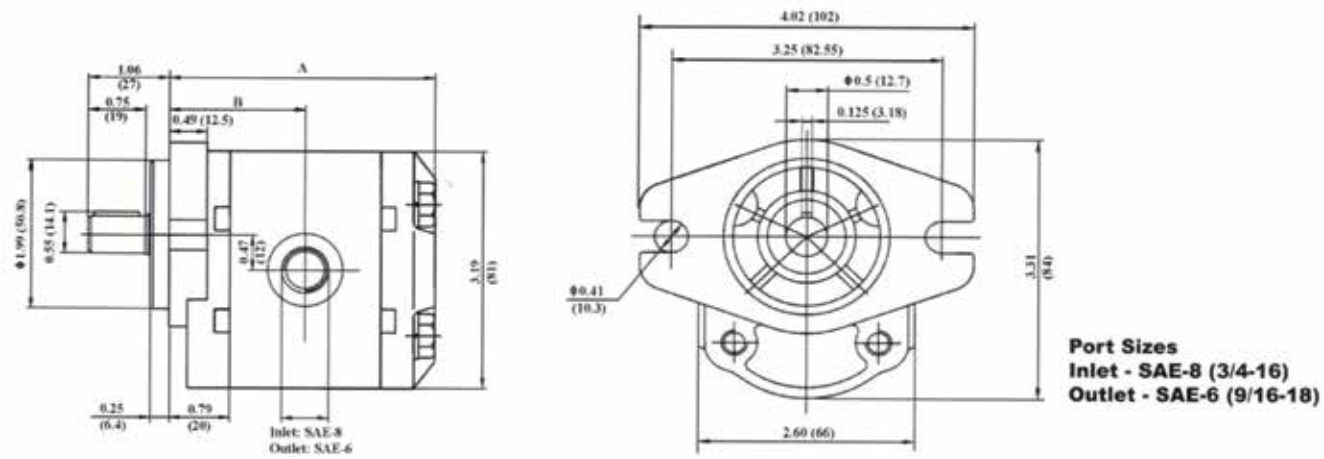

Part #	A		B	
	Millimeters	Inches	Millimeters	Inches
MGP-F10-13	82	3.23	42	1.65
MGP-F10-20	84	3.3	43	1.69
MGP-F10-27	86	3.39	44	1.73
MGP-F10-34	88	3.46	45	1.77

Part #	A		B	
	Millimeters	Inches	Millimeters	Inches
MGP-F10-41	90	3.54	46	1.81
MGP-F10-51	93	3.66	47.5	1.87
MGP-F10-61	96	3.78	49	1.93

ORDERING INFORMATION

MGP	F10	16	P	C
Aluminum Gear Pump	High Pressure Series	Displacement cm3/rev (see chart) 13/20/27/34 41/51/61	Drive Shaft P-1/2 Dia	Rotation Direction C-Clockwise A-Counter Clockwise (viewed from drive shaft end)

MODEL # MGP-F20

- Aluminium construction.
- 8 Displacement sizes from 0.36 to 1.52 cu. in/rev.
- Mounting flange is SAE A-2 bolt.
- Ports are SAE-12 inlet and SAE-10 outlet.
- Drive shaft is a 5/8 inch diameter straight with 5/32 straight key.

Recommended working conditions:

- Filtration 25 micron or better.
- Oil Viscosity 6 to 200 cSt.
- Inlet pressure 12 to 32 psi abs.
- Oil Temperature -25 to 55 degrees C (-12 to 175 F°).
- Ambient -22 to 55 C° (-8 to 130 F°).



Part #	Displacement cu.in/rev	PSI	Speed RPM		Weight Lbs	List Price
			Rated	Max		
MGP-F20-06	0.36	3650	2000	3000	5.35	391.60
MGP-F20-08	0.48	3650	2000	3600	5.61	391.60
MGP-F20-10	0.61	3650	2000	3600	5.72	391.60
MGP-F20-12	0.73	3650	2000	3600	5.91	391.60
MGP-F20-14	0.85	3650	2000	3600	6.00	408.34
MGP-F20-16	0.97	2900	2000	3600	6.27	408.34
MGP-F20-20	1.22	2900	2000	3600	6.73	408.34
MGP-F20-25	1.52	2900	2000	3600	7.19	408.34

INSTALLATION DATA

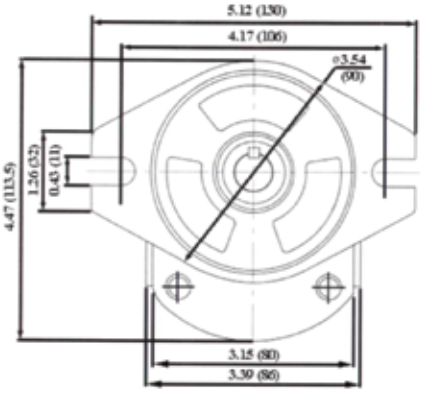

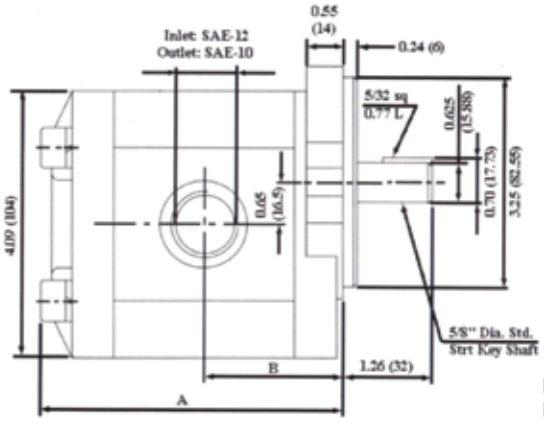

Port Sizes
Inlet - SAE-12 (1 1/16-12)
Outlet - SAE-10 (7/8-14)

Part #	A		B	
	Millimeters	Inches	Millimeters	Inches
MGP-F20-06	98	3.87	45	1.77
MGP-F20-08	100	3.95	47	1.85
MGP-F20-10	104	4.12	48	1.89
MGP-F20-12	108	4.25	50	1.97

Part #	A		B	
	Millimeters	Inches	Millimeters	Inches
MGP-F20-14	110	4.35	51	2
MGP-F20-16	114	4.50	52.5	2.07
MGP-F20-20	120	4.72	56	2.2
MGP-F20-25	128	5.05	60	2.36

ORDERING INFORMATION

MGP	F20	16	P	C
Aluminum Gear Pump	High Pressure Series	Displacement cm3/rev (see chart) 06/08/10/12/14/16 20/25	Drive Shaft P-5/8 Dia Straight P1-3/4 Dia Straight S9-Spline 9 tooth	Rotation Direction C-Clockwise A-Counter Clockwise (viewed from drive shaft end)

MM-FC SERIES FLOW CONTROL VALVES

FEATURES:
- Micrometer adjustment knob for accurate valve setting.
- Rugged construction.

TECHNICAL DATA:
- Materials

Body:	Carbon steel w/ black oxide plating
Handle:	Zinc Alloy
Set Screw:	Steel
Packing:	Buna O-Ring/ PTFE stem packing
Maximum Pressure:	5000PSI
Temperature Ratings:	-4°F to 176°F (-20°C to 80°C)
Flow Rate: 0-42 GPM	





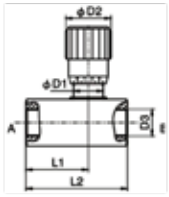

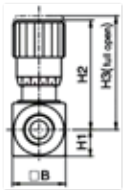

Part#	B	D1	D2	D3	H1	H2	H3	L1	L2	WEIGHT (lbs)	List Price
MMFC4NPT	1.10	0.76	1.18	1/4 NPT	0.55	2.41	2.67	1.54	2.52	0.90	65.09
MMFC6NPT	1.10	0.76	1.18	3/8 NPT	0.55	2.41	2.67	1.69	2.75	0.90	61.90
MMFC8NPT	1.50	0.95	1.46	1/2 NPT	0.75	3.07	3.41	2.05	3.27	2.00	67.80
MMFC12NPT	1.50	0.95	1.46	3/4 NPT	0.75	3.08	3.41	2.19	3.50	2.00	76.19
MMFC16NPT	1.89	1.38	1.89	1 NPT	0.94	4.03	4.50	2.79	4.60	4.20	143.52
MMFC20NPT	2.38	1.96	2.28	1-1/4 NPT	1.18	5.25	5.88	3.39	6.07	9.55	249.44

MM-NV SERIES NEEDLE VALVES

FEATURES:
- Micrometer adjustment knob for accurate valve setting.
- Rugged construction.

TECHNICAL DATA:
- Materials

Body:	Carbon steel w/ black oxide plating
Handle:	Zinc Alloy
Set Screw:	Steel
Packing:	Buna O-Ring/ PTFE stem packing
Maximum Pressure:	5000PSI
Temperature Ratings:	-4°F to 176°F (-20°C to 80°C)
Flow Rate: 0-42 GPM	

- FULL SHUT-OFF





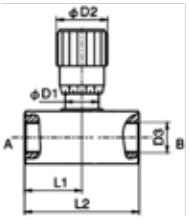

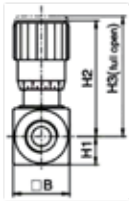

Part#	B	D1	D2	D3	H1	H2	H3	L1	L2	WEIGHT (lbs)	List Price
MMNV4NPT	1.10	0.76	1.18	1/4 NPT	0.55	2.41	2.67	1.07	2.13	0.90	54.88
MMNV6NPT	1.10	0.76	1.18	3/8 NPT	0.55	2.41	2.67	1.07	2.13	0.90	72.22
MMNV8NPT	1.50	0.95	1.46	1/2 NPT	0.75	3.07	3.41	1.34	2.38	2.00	83.06
MMNV12NPT	1.50	0.95	1.46	3/4 NPT	0.75	3.08	3.41	1.54	3.09	2.00	77.39
MMNV16NPT	1.89	1.38	1.89	1 NPT	0.94	4.03	4.50	1.81	3.62	4.20	117.24

PRESSURE COMPENSATING VARIABLE FLOW CONTROL

FEATURES:

MFC-51 model is a full range pressure compensating variable flow control. It is designed so that the orifice area varies as the lever is rotated. The outlet flw is smooth and constant regardless of the pressure on the control flow or excess flow ports. An adjustable ball spring relief allows for pressure compensated flow up to the pressure setting on the relief. Relief valves are preset at 1500 PSI and field adjustable from 750 to 3000 PSI.

- Materials: Cast Iron Body, Heat Treated Compensator Spool, Stainless Steel Rotary Spool, Buna N "O" Rings (Standard)
- **ALL ARE STANDARD FLOW CONTROL**
- **ALL HAVE ADJUSTABLE BALL SPRING RELIEF**
- **SAE PORT AVAILABLE. MINIMUM ORDER REQUIRED**



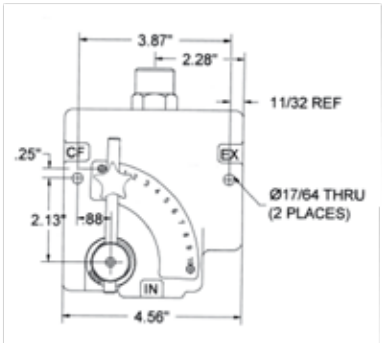

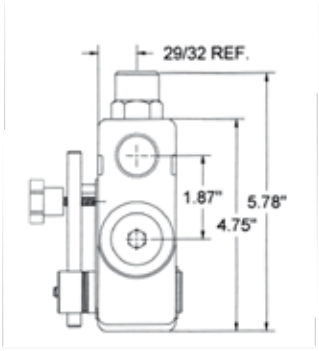

Part#	Size	Flow	List Price
MFC-38-N	3/8" - NPT	0-8 gpm	194.11
MFC-12-N	1/2" - NPT	0-16 gpm	194.11
MFC-34-N	3/4" - NPT	0-30 gpm	194.11

SCREW-ON TYPE AIR BREATHERS



• Chrome Plated Steel • 1/4 To 1 Inch NPT • 40 Micron Breather

Part Number	Flow cfm	NPT	List Price
MB40-04	10	1/4	16.96
MB40-06	10	3/8	22.68
MB40-08	10	1/2	23.78
MB40-12	25	3/4	27.77
MB40-16	25	1	36.11

Part#	Page	Part#	Page	Part#	Page	Part#	Page	Part#	Page	Part#	Page
0304-10	399	100025	207	10-040	50	10-106	52	10-208	54	10-257LF	159
0304-12	399	1000265	207	10-041	50	10-106L	52	10-209	54	10-258	55
0304-16	399	10-003	49	10-041LF	159	10-106LF	159	10-210	54	10-258LF	159
0304-4	399	100035	207	10-042	50	10-107	52	10-211	54	10-259	55
0304-6	399	1000365	207	10-042LF	159	10-108	52	10-212	54	10-259L	55
0304-8	399	10-003L	49	10-043	50	10-108L	52	10-213	54	10-260	55
0304-C-10	399	10-004	49	10-044	50	10-108LF	159	10-214	54	10-260L	55
0304-C-12	399	100045	207	10-045	50	10-109	52	10-215	54	10-261	55
0304-C-14	399	1000465	207	10-046	50	10-109L	52	10-216	54	10-262	55
0304-C-16	399	10-005	49	10-047	50	10-109LF	159	10-217	54	10-262LF	159
0304-C-2	399	10-006	49	10-048	50	10-110	52	10-218	54	10-263	55
0304-C-20	399	100065	207	10-049	50	10-110L	52	10-219	54	10-263L	55
0304-C-24	399	1000665	207	10-051	50	10-110LF	159	10-220	54	10-263LF	159
0304-C-3	399	10-007	49	10-052	50	10-111	52	10-221	54	10-264	55
0304-C-32	399	10-008	49	10-053	50	10-112	52	10-227	54	10-264L	55
0304-C-4	399	100085	207	10-054	50	10-117	53	10-228	54	10-264LF	159
0304-C-5	399	1000865	207	10-055	50	10-118	53	10-228L	54	10-265	55
0304-C-6	399	1001125	207	10-056	50	10-118LF	159	10-229	54	10-265L	55
0304-C-8	399	10011265	207	10-058	50	10-119	53	10-229L	54	10-265LF	159
0306-10	402	1001165	207	10-063	51	10-120	53	10-229LF	159	10-266	55
0306-12	402	10011665	207	10-064	51	10-121	53	10-230	54	10-267	55
0306-14	402	1001205	207	10-065	51	10-122	53	10-231	54	10-267LF	159
0306-16	402	10012065	207	10-066	51	10-123	53	10-232	54	10-268	55
0306-2	402	1001245	207	10-067	51	10-131	52	10-233	54	10-268L	55
0306-20	402	10012465	207	10-068	51	10-133	52	10-234	54	10-268LF	159
0306-4	402	10-013	49	10-069	51	10-135	59	10-235	54	10-269	55
0306-5	402	10-013	86	10-074	51	10-136	59	10-235L	54	10-269L	55
0306-6	402	10-014	49	10-075	51	10-137	59	10-236	54	10-269LF	159
0306-8	402	100145	207	10-075LF	159	10-157	53	10-236L	54	10-270	55
0318-10	399	1001465	207	10-076	51	10-158	53	10-236LF	159	10-270LF	159
0318-12	399	10-015	49	10-077	51	10-159	53	10-237	54	10-271	55
0318-14	399	10-015L	49	10-077LF	159	10-159LF	159	10-237L	54	10-272	55
0318-16	399	10-015LF	159	10-078	51	10-160	53	10-237LF	159	10-272L	55
0318-2	399	10-016	49	10-078LF	159	10-161	53	10-238	54	10-272LF	159
0318-20	399	100165	207	10-079	51	10-161LF	159	10-239	54	10-273	55
0318-24	399	1001665	207	10-079LF	159	10-162	53	10-240	54	10-273L	55
0318-3	399	10-017	49	10-080	51	10-163	53	10-240L	54	10-273LF	159
0318-32	399	10-017L	49	10-081	51	10-164	53	10-240LF	159	10-274	55
0318-4	399	10-017LF	159	10-084	51	10-165	53	10-241	54	10-275	55
0318-5	399	10-018	49	10-085	51	10-170	53	10-241L	54	10-275LF	159
0318-6	399	100185	207	10-086	51	10-171	53	10-241LF	159	10-276	55
0318-8	399	1001865	207	10-087	51	10-172	53	10-242	54	10-276LF	159
0319-10	399	10-019	49	10-088	51	10-173	53	10-242L	54	10-277	55
0319-12	399	10-019L	49	10-089	51	10-174	53	10-242LF	159	10-278	55
0319-14	399	10-019LF	159	10-090	51	10-175	53	10-243	54	10-279	55
0319-16	399	10-020	49	10-094	52	10-176	53	10-244	54	10-280	55
0319-2	399	10-020L	49	10-095	52	10-178	53	10-244L	54	10-283	56
0319-20	399	10-021	49	10-097	52	10-179	53	10-245	54	10-283B	56
0319-24	399	10-021LF	159	10-098	52	10-180	53	10-246	54	10-284	56
0319-3	399	10-022	49	10-099	52	10-181	53	10-247	54	10-284B	56
0319-32	399	10-023	49	10-100	52	10-182	53	10-248	54	10-285	56
0319-4	399	10-024	49	1010002	323	10-187	53	10-253	55	10-286	56
0319-5	399	10-025	49	1010008	323	10-188	53	10-254	55	10-286B	56
0319-6	399	10-026	49	1010011	323	10-189	53	10-255	55	10-286L	56
0319-8	399	10-028	50	1010016	323	10-197	53	10-255L	55	10-286LF	160
10-001	49	10-030	50	1010019	323	10-203	54	10-255LF	159	10-287	56
1000105	207	10-031	50	1010022	323	10-204	54	10-256	55	10-287B	56
10001065	207	10-032	50	1010024	323	10-204LF	159	10-256L	55	10-287LF	160
1000125	207	10-033	50	1010027	323	10-205	54	10-256LF	159	10-288	56
10001265	207	10-038	50	10-104	52	10-206	54	10256WC	52	10-288LF	160
10-002	49	10-039	50	10-105	52	10-207	54	10-257	55	10-289	56

Part#	Page
10-290	56
10-290B	56
10-291	56
10-291B	56
10-292	56
10-293	56
10-293B	56
10-293LF	160
10-294	56
10-294B	56
10-294LF	160
10-295	56
10-295B	56
10-295L	56
10-295LF	160
10-296	56
10-296LF	160
10-297	56
10-298	56
10-298B	56
10-299	56
10-299B	56
10-299LF	160
10-300	56
10-300B	56
10-300LF	160
10-301	56
10-301LF	160
10-302	56
10-302B	56
10-303	56
10-303B	56
10-303L	56
10-304	56
10-305	56
10-305LF	160
10-306	56
10-306B	56
10-306LF	160
10-307	56
10-308	56
10-309	56
10-311	56
10-312	57
10-313	57
10-314	57
10-315	57
10-316	57
10-317	57
10-318	57
10-319	57
10-320	57
10-321	57
10-321L	57
10-322	57
10-323	57
10-324	57
10-325	57
10-325L	57
10-326	57
10-327	57
10-328	57
10-329	57
10-330	57
10-331	57
10-333	57
10-340	57
10-343	57
10-344	57
10-345	57
10-347	57
10-348	57
10-350	57
10-351	57
10-351LF	160
10-352	57
10-353	57
10-354	57
10-355	57
10-355LF	160
10-357	57
10-359	57
10-359LF	160
10-360	57
10-361	57
10-373	58
10-374	58
10-375	58
10-376	58
10-382	58
10-383	58
10-404	58
10-405	58
10-406	58
10-407	58
10-408	58
10-409	58
10-410	58
10-411	58
10-412	58
10-416	58
10-419	58
10-421	58
10-440	59
10-441	59
10-442	59
10-443	59
10-444	59
10-448	59
10-448B	59
10-449	59
10-450	59
10-451	59
10-452	59
10-452B	59
10-453	59
10-454	59
10-455	59
10-455B	59
10-456	59
10-457	59
10-458	59
10-459	59
10-460	59
10-461	59
10-462	59
10-463	59
10-464	59
10-467	59
10-468	59
10-469	59
10-470	59
10-471	59
10-473	59
10-481	60
10-482	60
10-483	60
10-483L	60
10-483LF	160
10-484	60
10-484L	60
10-484LF	160
10-485	60
10-485LF	160
10-486	60
10-487	60
10-487LF	160
10-488	60
10-489	60
10-493	60
10-494	60
10-495	60
10-496	60
10-497	60
1050000	322
1050001	322
1050002	322
1050003	322
1050006	322
1050007	322
1050008	322
1050009	322
1050010	322
1050011	322
1050012	322
1050013	322
1050014	322
1050015	322
1050016	322
1050017	322
1050018	322
1050020	322
1050021	322
1050023	322
1050025	322
1050026	322
1050029	322
1050030	322
1050032	322
1050033	322
107-000	281
107-001	281
107-002	281
107-003	281
107-004	281
107-005	281
107-006	281
107-007	281
107-009	281
107-011	281
107-012	281
107-013	281
107-014	281
107-020	280
107-021	280
107-022	280
107-023	280
107-024	280
107-025	280
107-026	280
107-027	280
107-029	280
107-031	280
107-032	280
107-033	280
107-034	280
107-040	281
107-041	281
107-042	281
107-043	281
107-044	281
107-045	281
107-046	281
107-047	281
107-049	281
107-051	281
107-052	281
107-053	281
107-054	281
107-060	280
107-061	280
107-062	280
107-063	280
107-064	280
107-065	280
107-066	280
107-067	280
107-069	280
107-071	280
107-072	280
107-073	280
107-074	280
115.86	220
12-000	66
12-001	66
12-002	66
12-003	66
12-004	66
12-005	66
12-006	66
12-007	66
12-008	66
12-009	66
12-010	66
12-011	66
12-012	66
12-013	66
12-014	66
12-015	66
12-016	66
12-017	66
12-018	66
12-022	67
12-023	67
12-024	67
12-025	67
12-026	67
12-027	67
12-032	67
12-033	67
12-034	67
12-035	67
12-036	67
12-038	67
12-040	67
12-041	67
12-042	67
12-043	67
12-044	67
12-045	67
12-046	67
12-047	67
12-048	67
12-049	67
12-050	67
12-051	67
12-052	67
12-054	68
12-056	68
12-057	68
12-058	68
12-059	68
12-060	68
12-061	68
12-062	68
12-063	68
12-064	68
12-065	68
12-066	68
12-067	68
12-068	68
12-069	68
12-072	68
12-073	68
12-074	68
12-075	68
12-076	68
12-077	68
12-079	68
12-080	68
12-081	68
12-085	68
12-086	68
12-087	68
12-088	68
12-089	68
12-090	68
12-091	69
12-092	69
12-093	69
12-094	69
12-100	69
12-101	69
12-102	69
12-103	69
12-110	69
12-111	69
12-112	69
12-118	69
12-119	69
12-120	69
12-121	69
12-127	70
12-129	70
12-130	70
12-144	70
12-145	70
12-146	70
12-147	70
12-148	70
12-149	70
12-150	70
12-151	70
12-200	70
12-202	70
12-205	72
12-206	71
12-207	71
12-208	71
12-209	71
12-210	71
12-211	71
12-212	71
12-213	71
12-214	71
12-215	71
12-216	71
12-217	71
12-218	71
12-220	71
12-221	71
12-222	71
12-224	71
12-230	71
12-250	72
12-252	72
12-254	72
12-256	72
12-257	72
12-260	66
12-261	66
12-262	66
12-263	66
12-264	66
12-265	66
12-266	66

Part#	Page
12-267	66
12-268	66
12-269	66
12-270	66
12-271	66
12-272	66
12-273	66
12-274	66
12-275	66
12-310	71
12-326	72
12-327	72
12-328	72
12-329	72
12-330	72
12-335	72
12-336	72
12-337	72
12-339	72
12-341	72
12-342	72
12-343	72
12-344	72
12-345	72
124.41	221
130.84	225
14-001	61
14-011	61
14-016	61
14-017	61
14-018	61
14-025	61
1404-12-12	397
1404-12-16	397
1404-12-8	397
1404-16-12	397
1404-16-16	397
1404-20-16	397
1404-20-20	397
1404-2-2	397
1404-24-24	397
1404-32-32	397
1404-4-2	397
1404-4-4	397
1404-6-6	397
1404-6-8	397
1404-8-4	397
1404-8-6	397
1404-8-8	397
1405-12-12	397
1405-16-12	397
1405-16-16	397
1405-20-20	397
1405-2-2	397
1405-24-24	397
1405-32-32	397
1405-4-4	397
1405-6-4	397
1405-6-6	397
1405-6-8	397
1405-8-4	397
1405-8-8	397
1410083	326
1410118	326
143.89	223
1501-12-12	397
1501-12-8	397
1501-16-12	397
1501-16-16	397
1501-20-20	397
1501-2-2	397
1501-32-32	397
1501-4-2	397
1501-4-4	397
1501-6-4	397
1501-6-6	397
1501-8-6	397
1501-8-8	397
1502-12-12	397
1502-16-16	397
1502-20-20	397
1502-2-2	397
1502-24-24	397
1502-4-4	397
1502-6-4	397
1502-6-6	397
1502-6-8	397
1502-8-6	397
1502-8-8	397
1503-12-12	398
1503-12-8	398
1503-16-12	398
1503-16-16	398
1503-2-2	398
1503-4-4	398
1503-6-4	398
1503-6-6	398
1503-8-6	398
1503-8-8	398
1504-12-12	398
1504-16-16	398
1504-2-2	398
1504-4-4	398
1504-6-6	398
1504-8-8	398
1510003	323
1510004	323
1510006	323
1510007	323
1510008	323
1510009	323
1510010	323
1510011	323
1510012	323
1510013	323
1510014	323
1510016	323
1510019	323
1510020	323
1510023	323
16-001	84
16-002	84
16-003	84
16-004	84
16-005	84
16-010	84
1601-12-12	398
1601-16-16	398
1601-2-2	398
1601-4-4	398
1601-6-6	398
1601-8-8	398
1602-12-12	398
1602-16-16	398
1602-4-4	398
1602-6-6	398
1602-8-8	398
1603-12-12	398
1603-16-16	398
1603-4-4	398
1603-6-6	398
1603-8-8	398
16-090	84
16-117	84
16-118	84
16-119	84
16-121	84
16-122	84
16-123	84
16-127	84
16-128	84
16-129	84
16-130	84
163.56	223
16700001	323
16700004	323
16700007	323
16700010	323
16700012	323
16700013	323
16700016	323
16700017	323
16700022	323
16700024	323
17-064N	297
17-064P	297
17-065N	297
17-066N	297
17-066P	297
17-068N	297
17-068P	297
17-078N	297
17-079N	297
17-079P	297
17-081P	297
17-088N	297
17-090N	297
17-091N	297
17-103N	297
17-105N	297
17-106N	297
17-124N	297
17-124P	297
17-126N	297
17-126P	297
17-127P	297
17-145P	297
17-146N	297
17-153N	297
17-153P	297
17-154N	297
17-154P	297
17-158P	297
17-159P	297
17-179N	297
17-179P	297
17-180N	297
17-180P	297
17-188N	297
17-188P	297
17-189N	297
17-189P	297
17-190N	297
17-190P	297
17-193N	297
17-193P	297
17-194N	297
17-194P	297
17-195N	297
17-195P	297
17-224N	297
17-225N	297
17-225P	297
17-233N	297
17-233P	297
17-234N	297
17-234P	297
17-237N	297
17-237P	297
17-238N	297
17-238P	297
18-001	74
18-002	74
18-002LF	160
18-003	74
18-003LF	160
18-004	74
18-004LF	160
18-005	74
18-005LF	160
18-006	74
18-007	74
18-007LF	160
18-008	74
18-008LF	160
18-009	74
18-009LF	160
18-010	74
18-010LF	160
18-015	86
18-015	160
18-016	86
18-016	160
18-017	86
18-017	160
18-018	86
18-018	160
18-019	86
18-019	160
18-029	74
18-030	74
18-033	74
18-034	74
18-035	74
18-035L	74
18-036	74
18-037	74
18-037L	74
18-037LF	160
18-038	74
18-039	74
18-039L	74
18-040	74
18-040L	74
18-041	74
18-042	74
18-047	74
18-047LF	161
18-048	74
18-048LF	161
18-049	74
18-049LF	161
18-050	74
18-050LF	161
18-062	75
18-062LF	161
18-063	75
18-063LF	161
18-064	75
18-064L	75
18-064LF	161
18-065	75
18-065LF	161
18-066	75
18-066D	78
18-066L	75
18-066LF	161
18-067	75
18-067LF	161
18-068	75
18-068L	75
18-068LF	161
18-069	75
18-069D	78
18-069L	75
18-069LF	161
18-070	75
18-070LF	161
18-071	75
18-071D	78
18-071L	75
18-071LF	161
18-076	75
18-076LF	161
18-077	75
18-077LF	161
18-078	75
18-078LF	161
18-079	75
18-079LF	161
18-080	75
18-081	75
18-081LF	161
18-082	75
18-082LF	161
18-083LF	161
18-084	75
18-088	75
18-090	75
18-092	76
18-094	76
18-096	76
18-097	75
18-099	75
18-100	75
18-101	76
18-101B	76
18-101LF	161
18-102	76
18-102B	76
18-102LF	161
18-103	76
18-103B	76
18-103LF	161
18-104	76
18-104B	76
18-104LF	161
18-105	76
18-105B	76
18-105LF	161
18-106	76
18-106B	76
18-106LF	161
18-107	76
18-107LF	161
18-108	76
18-109	76
18-109LF	161
18-110	76
18-111	76
18-114	76
18-115	76
18-115LF	161
18-116	76
18-117	76
18-117LF	161
18-118	76
18-119	76
18-122B	77
18-123	77
18-124	77
18-124LF	161
18-125	77
18-125LF	161
18-126	77
18-126LF	161

Part#	Page	Part#	Page	Part#	Page	Part#	Page	Part#	Page	Part#	Page
18-127	77	18-167	78	18-201	79	18-239LF	162	18-293	81	20-021N	101
18-127LF	161	18-171	77	18-201LF	162	18-240	80	18-294	81	20-021P	298
18-128	77	18-171LF	161	18-202	79	18-240LF	162	18-295	81	20-022	95
18-128LF	161	18-175	79	18-202LF	162	18-241	80	18-296	81	20-022C	110
18-129	77	18-176	79	18-203	79	18-241B	80	18-297	81	20-022N	101
18-129LF	161	18-176LF	162	18-203LF	162	18-241LF	162	18-298	81	20-023	96
18-130	77	18-177	79	18-204	79	18-242	80	18-299	81	20-023N	102
18-130LF	161	18-177LF	162	18-205	79	18-242LF	162	18-299B	81	20-024C	110
18-135	77	18-178	79	18-208	77	18-243	80	18-300	81	20-024N	101
18-135LF	161	18-178LF	162	18-209	77	18-245	80	18-301	81	20-025	95
18-136	77	18-179	79	18-210	77	18-246	80	18-302	81	20-025C	110
18-137	77	18-179L	79	18-211	77	18-246LF	162	18-303	81	20-025N	101
18-137LF	161	18-179LF	162	18-212	77	18-247	80	18-304	81	20-026	95
18-142	78	18-180	79	18-213	77	18-248	80	18-307	82	20-026C	110
18-142LF	162	18-180L	79	18-214	77	18-250	82	18-314	83	20-026N	101
18-143	78	18-180LF	162	18-215	77	18-251	82	18-316	83	20-027	95
18-143LF	162	18-181	79	18-220	80	18-252	82	18-321	83	20-027C	110
18-144	78	18-181LF	162	18-220B	80	18-253	82	18-322	83	20-028	95
18-145	78	18-182	79	18-221	80	18-253B	82	18-323	83	20-028C	110
18-145L	78	18-182LF	162	18-221B	80	18-253LF	162	18-324	83	20-028N	101
18-145LF	162	18-183	79	18-221LF	162	18-254	82	18-325	83	20-028P	298
18-146	78	18-183LF	162	18-223	80	18-254LF	162	18-326	83	20-029	95
18-146L	78	18-184	79	18-224	80	18-255	82	18-327	83	20-029C	110
18-146LF	162	18-184L	79	18-224B	80	18-256	82	18-328	83	20-029N	101
18-147LF	162	18-184LF	162	18-224LF	162	18-257	82	18-329	83	20-029P	298
18-148	78	18-185	79	18-225	80	18-258	82	18-330	83	20-030	95
18-148LF	162	18-186	79	18-225B	80	18-259	82	18-331	83	20-030C	110
18-149	78	18-187	79	18-225LF	162	18-259LF	162	18-332	83	20-030N	101
18-150	78	18-187L	79	18-226	80	18-260	82	18-333	83	20-030P	298
18-150LF	162	18-187LF	162	18-226LF	162	18-260LF	162	18-334	83	20-031	95
18-151LF	162	18-188	79	18-227	80	18-261	82	18-335	83	20-031C	110
18-152	78	18-188L	79	18-227LF	162	18-262	82	18-336	83	20-031N	101
18-152LF	162	18-188LF	162	18-228	80	18-262LF	162	18-338	83	20-031P	298
18-153	78	18-189	79	18-228B	80	18-263	82	18-339	83	20-032	95
18-153L	78	18-189L	79	18-228LF	162	18-263LF	162	20-001C	110	20-032N	101
18-153LF	162	18-189LF	162	18-229	80	18-264	82	20-009	99	20-034	95
18-154	78	18-190	79	18-229B	80	18-264LF	162	20-010	99	20-034C	110
18-154L	78	18-190L	79	18-229LF	162	18-265	82	20-011	99	20-034N	101
18-154LF	162	18-190LF	162	18-230	80	18-266	82	20-012	95	20-035	95
18-155	78	18-191	79	18-231	80	18-267	82	20-013	99	20-035C	110
18-155LF	162	18-191LF	162	18-232	80	18-267LF	162	20-015C	110	20-035N	101
18-156	78	18-192	79	18-232B	80	18-268	82	20-015N	101	20-035P	298
18-156LF	162	18-192LF	162	18-232LF	162	18-269	82	20-016C	110	20-036	95
18-157	78	18-193	79	18-233	80	18-270	82	20-016N	101	20-036C	110
18-158	78	18-193L	79	18-233B	80	18-272	81	20-017	95	20-036N	101
18-158L	78	18-193LF	162	18-233LF	162	18-273	81	20-017C	110	20-036P	298
18-158LF	162	18-194	79	18-234	80	18-274	81	20-017N	101	20-037	95
18-159	78	18-194L	79	18-234B	80	18-275	81	20-018	95	20-037C	110
18-159L	78	18-194LF	162	18-234LF	162	18-276	81	20-018C	110	20-037N	101
18-159LF	162	18-195	79	18-235	80	18-277	81	20-018N	101	20-038	95
18-160	78	18-195L	79	18-235B	80	18-278	81	20-018P	298	20-038N	101
18-160LF	162	18-195LF	162	18-235LF	162	18-279	81	20-019	95	20-039	96
18-162	78	18-196	79	18-236	80	18-280	81	20-019C	110	20-045	96
18-162L	78	18-196LF	162	18-236LF	162	18-281	81	20-019N	101	20-046	96
18-162LF	162	18-197	79	18-237	80	18-282	81	20-019P	298	20-046N	102
18-163	78	18-197LF	162	18-237B	80	18-283	81	20-020	95	20-047	96
18-163LF	162	18-198	79	18-237LF	162	18-284	81	20-020C	110	20-047N	102
18-164	78	18-198LF	162	18-238	80	18-290	81	20-020N	101	20-048	96
18-165	78	18-199	79	18-238B	80	18-291	81	20-020P	298	20-048N	102
18-166	78	18-199LF	162	18-238LF	162	18-291B	81	20-021	95	20-049	96
18-166LF	162	18-200	79	18-239	80	18-292	81	20-021C	110	20-049C	111

Part#	Page
20-049N	102
20-050	96
20-050C	111
20-050N	102
20-050P	299
20-051	96
20-052	96
20-053	96
20-053C	111
20-053N	102
20-054	96
20-054C	111
20-054N	102
20-054P	299
20-055	96
20-055C	111
20-055N	102
20-055P	299
20-056	96
20-056C	111
20-056N	102
20-056P	299
20-057	96
20-057C	111
20-057N	102
20-057P	299
20-058	96
20-058C	111
20-058N	102
20-058P	299
20-059	96
20-059C	111
20-059N	102
20-059P	299
20-060	96
20-060C	111
20-060N	102
20-061	96
20-061C	111
20-061N	102
20-061P	299
20-062	96
20-062C	111
20-062N	102
20-062P	299
20-063	96
20-063C	111
20-063N	102
20-063P	299
20-064	97
20-065	97
20-066	97
20-067	97
20-068	97
20-068N	102
20-068P	299
20-069	97
20-069N	102
20-069P	299
20-070	97
20-070P	299
20-071	97
20-072	97
20-072N	102
20-072P	299
20-073	97
20-073N	102
20-073P	299
20-074	97
20-075	97
20-076	96
20-076N	103
20-077	96
20-077C	111
20-078	96
20-078C	111
20-079	96
20-079C	111
20-079N	103
20-080	96
20-080C	111
20-080N	103
20-081	96
20-081C	111
20-081N	103
20-082	96
20-082C	111
20-082N	103
20-083	96
20-083C	111
20-083N	103
20-084	96
20-084C	111
20-084N	103
20-085	96
20-085C	111
20-085N	103
20-086	96
20-086C	111
20-086N	103
20-087	96
20-087C	111
20-087N	103
20-088	96
20-088C	111
20-088N	103
20-089	97
20-089C	112
20-089N	103
20-089S	97
20-090	97
20-090C	112
20-090N	103
20-090S	97
20-091	97
20-091C	112
20-091N	103
20-091S	97
20-092	96
20-092C	111
20-092N	103
20-093	98
20-094	97
20-094N	103
20-094S	97
20-095	98
20-095N	103
20-097	98
20-098	98
20-099	98
20-099C	112
20-100	98
20-100C	112
20-101	98
20-102	98
20-103	98
20-103C	112
20-103N	104
20-104	98
20-104C	112
20-104N	104
20-105	98
20-105C	112
20-105N	104
20-106	98
20-106C	112
20-106N	104
20-107	98
20-107C	112
20-107N	104
20-108	98
20-108C	112
20-108N	104
20-109	98
20-109C	112
20-109N	104
20-110	98
20-110C	112
20-110N	104
20-111	98
20-111C	112
20-111N	104
20-112	98
20-112N	104
20-113	98
20-115	98
20-116	98
20-117	98
20-118	98
20-119	98
20-120	98
20-121C	112
20-123N	104
20-124	99
20-124N	104
20-125	99
20-125N	104
20-126	99
20-127	99
20-127C	113
20-127N	104
20-127P	298
20-128	99
20-128C	113
20-128N	104
20-128P	298
20-129	99
20-129C	113
20-129N	104
20-129P	298
20-135C	112
20-136C	112
20-137C	112
20-138C	112
20-139C	112
20-140C	112
20-142	99
20-143	99
20-149C	110
20-150	95
20-150C	110
20-150N	101
20-151	95
20-151C	110
20-151N	101
20-152	95
20-152C	110
20-152N	101
20-152P	298
20-153	95
20-153C	110
20-153N	101
20-153P	298
20-154	95
20-154C	110
20-154N	101
20-154P	298
20-155	95
20-155C	110
20-155N	101
20-155P	298
20-156N	104
20-157N	104
20-158C	112
20-158N	104
20-159N	103
20-160	98
20-160C	112
20-161	98
20-162	98
20-162C	112
20-162N	103
20-163	98
20-163C	112
20-163N	103
20-164	98
20-164N	103
20-165	98
20-165C	112
20-165N	103
20-166	98
20-166C	112
20-166N	103
20-167	98
20-167C	112
20-167N	103
20-168N	103
20-170	99
20-170C	113
20-171	99
20-171C	113
20-172	99
20-172C	113
20-173C	113
20-174	98
20-174C	112
20-174N	103
20-175C	113
20-176C	113
20-179C	113
20-181C	112
20-181N	103
20-182C	110
20-184C	111
20-184N	103
20-185C	110
20-187C	113
20-188C	113
20-189C	113
20-192	97
20-193C	113
20-194C	113
20-195C	113
20-200	89
20-201	92
20-203	92
20-204	92
20-205	92
20-206	92
20-207	92
20-208	92
20-211	89
20-212	89
20-213	89
20-214	89
20-218	92
20-219	92
20-220	92
20-221	92
20-222	92
20-223	92
20-227	92
20-228	92
20-229	92
20-230	92
20-231	92
20-232	92
20-235	89
20-237	89
20-240	89
20-241	89
20-242	89
20-243	89
20-244	89
20-245	89
20-248	90
20-249	90
20-250	90
20-251	90
20-252	90
20-253	90
20-256	90
20-257	90
20-259	90
20-260	90
20-261	90
20-262	90
20-263	90
20-265	90
20-268	90
20-269	90
20-271	90
20-272	90
20-273	90
20-274	90
20-275	90
20-276	90
20-277	90
20-278	90
20-279	90
20-282	90
20-287	90
20-288	90
20-289	90
20-290	90
20-291	90
20-292	90
20-293	90
20-294	90
20-295	90
20-296	90
20-300	91
20-301	91
20-302	91
20-303	91
20-304	91
20-305	91
20-308	91
20-309	91
20-310	91
20-311	91
20-312	91
20-313	91
20-314	91
20-317	91
20-318	91
20-319	91
20-320	91
20-321	91
20-322	91
20-323	91
20-324	91
20-327	91
20-328	91
20-330	90
20-333	89

Part#	Page	Part#	Page	Part#	Page	Part#	Page	Part#	Page	Part#	Page
20-334	89	20-582C	111	20-668N	107	20-714	115	20-763P	299	20-850N	104
20-337	89	20-583C	111	20-669N	107	20-714N	106	20-776P	299	20-851N	103
20-338	89	20-584C	111	20-670	115	20-715N	106	20-777P	299	20-852N	103
20-339	89	20-591C	112	20-670N	107	20-716N	107	20-779P	299	20-853N	103
20-487C	113	20-595C	112	20-672	115	20-717	115	20-780	355	20-854	115
20-488C	113	20-596C	112	20-672N	107	20-717N	107	20-780C	113	20-855	115
20-489C	113	20-597C	112	20-673	115	20-718	115	20-781C	113	20-856	115
20-510	99	20-598C	112	20-673N	107	20-718N	107	20-782C	113	20-857	115
20-510N	104	20-600	114	20-674	115	20-719	115	20-785C	113	20-859	115
20-511	99	20-601	114	20-674N	107	20-719N	107	20-786C	113	20-860	115
20-511N	104	20-602	114	20-675	115	20-720	115	20-787C	113	20-861	114
20-512	99	20-603	114	20-676	115	20-720N	107	20-788C	113	20-862	114
20-512N	104	20-604	114	20-676N	107	20-721	115	20-789C	113	20-876P	299
20-512P	299	20-610	114	20-677	115	20-721N	107	20-801	114	20-878P	299
20-513N	104	20-611	114	20-677N	107	20-722N	107	20-801N	106	20-880P	299
20-514N	104	20-612	114	20-678	115	20-724P	298	20-803	115	20-881P	299
20-514P	299	20-613	114	20-678N	107	20-725P	298	20-803N	106	20-900P	299
20-515C	110	20-614	114	20-679	115	20-727C	113	20-805	115	20-901P	299
20-516C	110	20-619N	106	20-679N	107	20-728C	113	20-805N	106	20-904P	299
20-517C	111	20-620N	106	20-680	115	20-731N	107	20-806	114	20-905P	299
20-518C	111	20-621N	106	20-680N	107	20-732N	107	20-807	114	20-925P	299
20-519C	112	20-622N	106	20-682	115	20-732P	298	20-808	114	20-927P	299
20-524P	299	20-623N	106	20-682N	107	20-733N	107	20-809	115	20-944P	298
20-525P	299	20-624N	106	20-683	115	20-733P	298	20-809N	107	20-993P	298
20-528P	299	20-625N	106	20-683N	107	20-734N	107	20-810	115	21-003	26
20-529P	299	20-626N	106	20-684	115	20-734P	298	20-810N	107	21-007	26
20-530	96	20-627N	106	20-684N	107	20-735N	107	20-811	115	21-009	26
20-530C	111	20-628N	106	20-685	115	20-736N	107	20-811N	107	21-021	26
20-530N	102	20-629N	106	20-686	115	20-736P	298	20-813	116	21-023	26
20-531	96	20-630	114	20-686N	107	20-737N	107	20-813N	108	21-025	26
20-531C	111	20-630N	106	20-687	115	20-740	114	20-814	116	21-027	26
20-531N	102	20-631	114	20-687N	107	20-740P	299	20-814N	108	21-043	26
20-531P	299	20-631N	106	20-688	115	20-742P	299	20-815	116	21-082	26
20-532	96	20-632	114	20-688N	107	20-743P	299	20-815N	108	21-083	26
20-532N	102	20-632N	106	20-689	115	20-744N	108	20-816	116	21-095	26
20-532P	299	20-633	114	20-689N	107	20-745N	108	20-817	116	21-097	26
20-535	96	20-633N	106	20-690	115	20-745P	299	20-818	116	21-099	26
20-535C	111	20-634	114	20-690N	107	20-746	116	20-819	116	21-109	26
20-535N	103	20-634N	106	20-691N	107	20-746N	108	20-820	116	21-111	26
20-537C	111	20-635	114	20-692	115	20-747P	299	20-821	116	21-113	26
20-537N	103	20-635N	106	20-698	115	20-748N	108	20-822	116	21-115	26
20-538	96	20-636	114	20-699	115	20-748P	299	20-823	116	21-117	26
20-538C	111	20-636N	106	20-700N	106	20-749N	108	20-824	116	21-119	26
20-538N	103	20-637	114	20-701N	106	20-750N	108	20-825	116	21-121	26
20-539	96	20-637N	106	20-702N	106	20-750P	298	20-826	116	21-133	26
20-539C	111	20-638	114	20-702P	298	20-751N	108	20-827	116	21-151	26
20-539N	103	20-638N	106	20-703N	106	20-752N	108	20-827	116	21-153	26
20-551	99	20-642	115	20-703P	298	20-753N	108	20-830C	112	21-155	26
20-551C	110	20-642N	106	20-704N	106	20-753P	298	20-831C	112	21-159	26
20-552	99	20-655	115	20-705N	106	20-754N	108	20-832C	112	21-161	26
20-553	99	20-655N	106	20-706N	106	20-754P	298	20-833C	112	21-178	273
20-553C	110	20-656	115	20-707N	106	20-755N	108	20-834C	112	21-193	26
20-553N	104	20-656N	106	20-708N	106	20-755P	298	20-835C	112	21-195	26
20-555C	110	20-657	115	20-709N	106	20-756N	108	20-841N	102	21-197	26
20-557C	113	20-657N	106	20-710N	106	20-756P	298	20-842N	102	21-207	26
20-572C	111	20-658	115	20-711	115	20-757N	108	20-843N	102	22-008	86
20-573C	111	20-658N	106	20-711N	106	20-758N	108	20-844N	102	22-009	86
20-574C	111	20-659	115	20-712	115	20-758P	298	20-845N	102	22-009A	86
20-579C	111	20-659N	106	20-712N	106	20-759N	108	20-846N	102	22-010	86
20-580C	111	20-660	114	20-713	115	20-760N	108	20-847N	102	22-010A	86
20-581C	111	20-661	114	20-713N	106	20-762N	103	20-848N	103	22-010B	86

Part#	Page
22-010LF	160
22-011	86
22-011A	86
22-011LF	160
22-012	86
22-012LF	160
22-013	86
22-013LF	160
22-014	86
22-014LF	160
22-015	86
24-002	86
24-003	86
24-004	86
24-005	86
24-006	86
24-007	86
24-008	86
2403-10-10	399
2403-10-8	399
2403-12-10	399
2403-12-12	399
2403-12-8	399
2403-14-14	399
2403-16-12	399
2403-16-16	399
2403-20-20	399
2403-2-2	399
2403-24	399
2403-32	399
2403-3-3	399
2403-4-4	399
2403-5-5	399
2403-6-4	399
2403-6-6	399
2403-8-6	399
2403-8-8	399
2404-10-12	400
2404-10-8	400
2404-12-12	400
2404-12-16	400
2404-12-6	400
2404-12-8	400
2404-16-12	400
2404-16-16	400
2404-20-16	400
2404-20-20	400
2404-2-2	400
2404-24-16	400
2404-24-20	400
2404-24-24	400
2404-32-24	400
2404-32-32	400
2404-4-2	400
2404-4-4	400
2404-4-6	400
2404-4-8	400
2404-6-2	400
2404-6-4	400
2404-6-6	400
2404-6-8	400
2404-8-12	400
2404-8-16	400
2404-8-4	400
2404-8-6	400
2404-8-8	400
2405-10-6	400
2405-10-8	400
2405-12-12	400
2405-12-8	400
2405-16-12	400
2405-16-16	400
2405-20-20	400
2405-2-2	400
2405-24-24	400
2405-3-2	400
2405-32-32	400
2405-4-2	400
2405-4-4	400
2405-6-4	400
2405-6-6	400
2405-8-4	400
2405-8-6	400
2405-8-8	400
2406-10-4	400
2406-10-6	400
2406-10-8	400
2406-12-10	400
2406-12-4	400
2406-12-6	400
2406-12-8	400
2406-16-12	400
2406-16-20	400
2406-16-4	400
2406-20-12	400
2406-20-16	400
2406-24-16	400
2406-32-24	400
2406-6-4	400
2406-6-8	400
2406-8-12	400
2406-8-4	400
2406-8-6	400
2408-10	401
2408-12	401
2408-14	401
2408-16	401
2408-2	401
2408-20	401
2408-24	401
2408-3	401
2408-32	401
2408-4	401
2408-5	401
2408-6	401
2408-8	401
248.68	220
25-001	85
2500-10-10	401
2500-12-12	401
2500-16-16	401
2500-20-20	401
2500-2-2	401
2500-24-24	401
2500-32-32	401
2500-4-4	401
2500-5-5	401
2500-6-4	401
2500-6-6	401
2500-8-6	401
2500-8-8	401
2501-10-6	401
2501-10-8	401
2501-12-12	401
2501-12-16	401
2501-12-8	401
2501-16-12	401
2501-16-16	401
2501-16-20	401
2501-20-20	401
2501-24-24	401
2501-32-32	401
2501-4-2	401
2501-4-4	401
2501-4-8	401
2501-6-2	401
2501-6-4	401
2501-6-6	401
2501-6-8	401
2501-8-12	401
2501-8-4	401
2501-8-6	401
2501-8-8	401
2502-12-12	401
2502-16-16	401
2502-20-20	401
2502-4-2	401
2502-4-4	401
2502-6-4	401
2502-6-6	401
2502-8-6	401
2502-8-8	401
2503-10-8	402
2503-12-12	402
2503-12-16	402
2503-16-16	402
2503-16-20	402
2503-20-16	402
2503-20-20	402
2503-2-2	402
25-033	85
2503-4-4	402
2503-6-4	402
2503-6-6	402
2503-6-8	402
2503-8-6	402
2503-8-8	402
25-062	85
25-175	85
25-176	85
25-220	85
26-001	87
26-002	87
26-003	87
26-004	87
26-005	87
26-007	87
26-008	87
26-009	87
26-011	87
2601-12-12	402
26-014	87
2601-4-4	402
26-015	87
26-016	87
2601-6-6	402
2601-8-8	402
26-021	87
26-023	87
2602-4-4	402
2602-6-6	402
2602-8-8	402
2603-10-10	402
2603-12-12	402
2603-16-16	402
2603-2-2	402
2603-3-3	402
2603-4-4	402
2603-6-6	402
2603-8-8	402
26-062	87
26-063	87
26-064	87
26-065	87
26-066	87
26-079	87
26-102	87
26-103	87
26-105	87
26-145	87
26-153	87
26-176	87
26-177	87
26-179	87
26-180	87
26-181	87
26-183	87
26-184	87
26-188	87
26-189	87
26-190	87
26-195	87
26-220	87
26-220B	87
26-221	87
26-224	87
26-224B	87
26-225	87
26-225B	87
26-228	87
26-229	87
26-233	87
26-237	87
26-238	87
26-291	87
26-292	87
26-293	87
26-296	87
27-001	86
2700-10	402
2700-12	402
2700-14	402
2700-16	402
27-002	86
2700-2-2	402
27-003	86
2700-4-4	402
27-005	86
2700-5-5	402
27-006	86
2700-6-6	402
2700-8	402
2701-10	403
2701-12	403
2701-16	403
2701-20	403
2701-4	403
2701-5	403
2701-6	403
2701-8	403
2702-10	403
2702-12	403
2702-16	403
2702-4	403
2702-6	403
2702-8	403
2703-10	403
2703-12	403
2703-16	403
2703-4	403
2703-6	403
2703-8	403
2704-10	403
2704-12	403
2704-16	403
2704-4	403
2704-6	403
2704-8	403
2705-12-12	403
2705-16-16	403
2705-4-4	403
2705-6-6	403
2705-8-8	403
2706-12-12	403
2706-16-16	403
2706-4-4	403
2706-6-6	403
2706-8-8	403
28-001	2
28-002	2
28-003	2
28-004	2
28-005	2
28-009	2
28-009LF	155
28-010	2
28-010LF	155
28-011	2
28-011LF	155
28-012	2
28-012LF	155
28-013	2
28-013LF	155
28-014	2
28-015	2
28-016	2
28-017	2
28-018	2
28-019	2
28-020	2
28-023	2
28-024	2
28-025	2
28-026	2
28-027	2
28-028	2
28-029	3
28-030	3
28-031	3
28-032	2
28-032LF	155
28-033	2
28-033LF	155
28-034	2
28-034LF	155
28-035	2
28-035LF	155
28-036	2
28-036LF	155
28-038	3
28-039	3
28-041	3
28-042	3
28-043	3
28-044	3
28-045	3
28-046	3
28-047	3
28-048	3
28-049	3
28-050	3
28-051	3
28-052	3
28-058	3
28-058L	3
28-058LF	155
28-059	3
28-059L	3
28-059LF	155
28-060	3
28-060L	3
28-060LF	155
28-061	3
28-061L	3
28-061LF	155
28-062	3

Part#	Page	Part#	Page	Part#	Page	Part#	Page	Part#	Page	Part#	Page
28-062L	3	28-109LF	155	28-150	7	28-198	9	28-245	9	28-311	12
28-063	3	28-110L	5	28-151	7	28-199	9	28-246	9	28-312	13
28-067	4	28-110LF	155	28-152	7	28-201	6	28-246LF	157	28-313	12
28-068	4	28-111	5	28-153	7	28-201LF	156	28-247	9	28-313	12
28-069	4	28-111L	5	28-154	7	28-201S	7	28-248	9	28-315	12
28-070	4	28-111LF	155	28-155	7	28-202	6	28-249	9	28-316	12
28-075	4	28-112	5	28-156	4	28-202LF	156	28-253	9	28-317	12
28-075LF	156	28-112LF	155	28-156S	4	28-202S	7	28-254	9	28-317	12
28-076	4	28-113	5	28-157	4	28-203	6	28-255	9	28-318	12
28-076LF	156	28-114	5	28-157S	4	28-203S	7	28-256	9	28-318	12
28-077	4	28-114LF	155	28-158	4	28-204	6	28-257	9	28-319	12
28-077LF	156	28-115	5	28-159	4	28-204LF	156	28-260	5	28-319	12
28-078	4	28-115LF	155	28-160	4	28-204S	7	28-261	5	28-320	13
28-078LF	156	28-116	6	28-165	5	28-205	6	28-261B	5	28-321	12
28-079	4	28-116LF	155	28-165LF	155	28-205S	7	28-262	5	28-321	12
28-079LF	156	28-117	6	28-166	5	28-206	6	28-263	5	28-322	12
28-080	4	28-117LF	155	28-166LF	155	28-206S	7	28-264	5	28-322	12
28-084	6	28-118	6	28-167	5	28-207	9	28-265	5	28-324	13
28-084LF	156	28-118LF	155	28-167LF	155	28-208	9	28-266	10	28-325	13
28-085	6	28-119	6	28-168	5	28-208L	9	28-267	10	28-328	11
28-085LF	156	28-119LF	155	28-168LF	155	28-208LF	157	28-268	10	28-329	11
28-086	6	28-121	6	28-169	5	28-209	9	28-269	10	28-330	11
28-086LF	156	28-121LF	155	28-169LF	155	28-211	8	28-274	10	28-331	11
28-087	6	28-122	6	28-174	6	28-211L	8	28-275	10	28-332	11
28-087LF	156	28-122LF	155	28-175	6	28-211LF	156	28-276	10	28-333	11
28-088	6	28-123	7	28-176	6	28-212	8	28-281	10	28-335	11
28-088LF	156	28-124	7	28-180	4	28-212L	8	28-281F	10	28-336	11
28-089	6	28-125	7	28-181	4	28-212LF	156	28-282	10	28-337	11
28-090	6	28-126	7	28-181L	4	28-213	8	28-282F	10	28-338	11
28-092	6	28-128	6	28-182	4	28-213L	8	28-283	10	28-339	11
28-093	6	28-128LF	155	28-183	4	28-213LF	156	28-283LF	156	28-340	11
28-093LF	156	28-129	6	28-183L	4	28-214	8	28-284	10	28-345	13
28-094	6	28-129LF	155	28-183LF	155	28-214L	8	28-285	10	28-346	12
28-094LF	156	28-130	6	28-184	4	28-214LF	156	28-290	11	28-346	12
28-095	6	28-130LF	155	28-184L	4	28-215	8	28-291	11	28-347	12
28-095LF	156	28-131	7	28-185	4	28-215L	8	28-292	11	28-347	12
28-096	6	28-131LF	156	28-185L	4	28-215LF	156	28-293	11	28-348	12
28-096LF	156	28-132	7	28-185LF	155	28-216	8	28-294	11	28-348	12
28-097	6	28-132LF	156	28-188	4	28-216L	8	28-295	11	28-350	351
28-097LF	156	28-133	7	28-189	4	28-220	8	28-296	11	28-351	351
28-098LF	156	28-133LF	156	28-189LF	155	28-220L	8	28-298	11	28-352	351
28-102	5	28-134	7	28-190	9	28-221	8	28-299	12	28-353	351
28-102L	5	28-134LF	156	28-190L	9	28-221L	8	28-300	12	28-354	351
28-102LF	155	28-135	7	28-191	9	28-222	8	28-300	12	28-363	352
28-103	5	28-135LF	156	28-191L	9	28-222L	8	28300SS	13	28-364	352
28-103LF	155	28-136	7	28-191LF	157	28-222LF	156	28-301	12	28-365	352
28-104	5	28-140	7	28-192	9	28-223	8	28-301	12	28-366	352
28-104L	5	28-141	7	28-192L	9	28-223L	8	28301SS	13	28-367	352
28-104LF	155	28-142	7	28-192LF	157	28-224	8	28-302	12	28-368	352
28-105	5	28-143	7	28-193	9	28-224L	8	28-302	12	28-369	352
28-105L	5	28-144	7	28-193L	9	28-224LF	156	28-303	12	28-370	352
28-105LF	155	28-144LF	156	28-193LF	157	28-225	8	28-303	12	28-371	352
28-106	5	28-145	7	28-194	9	28-225LF	156	28303SS	13	28-372	352
28-106L	5	28-145LF	156	28-194L	9	28-230	8	28-304	12	28-373	352
28-106LF	155	28-146	7	28-195	9	28-231	8	28-304	12	28-374	352
28-107	5	28-147	7	28-195L	9	28-232	8	28304SS	13	28-375	352
28-107L	5	28-147LF	156	28-195LF	157	28-233	8	28-306	13	28-376	352
28-107LF	155	28-148	7	28-196	9	28-234	8	28-307	13	28-377	352
28-108	5	28-148LF	156	28-196L	9	28-238	8	28-308	13	28-378	352
28-108LF	155	28-149	7	28-196LF	157	28-239	8	28-309	13	28-379	352
28-109L	5	28-149LF	156	28-197	9	28-240	8	28-310	13	28-380	352

Part#	Page	Part#	Page	Part#	Page	Part#	Page	Part#	Page	Part#	Page
28-381	352	28-522	349	28-602W	290	28-665	350	28-706W	290	28-767W	292
28-382	352	28-523	349	28-603	347	28-666	350	28-707	63	28-768F	64
28400	105	28-524	349	28-603B	290	28-666P	291	28-707W	290	28-768W	292
28401	105	28-525S	348	28-603W	290	28-666W	291	28-708	63	28-770F	64
28402	105	28-526S	348	28-604B	290	28-667	350	28-708W	290	28-772F	64
28403	105	28-528	349	28-604W	290	28-667W	291	28-709	63	28-773F	64
28404	105	28-530	349	28-605	350	28-668	350	28-710	63	28-774F	64
28405	105	28-531	349	28-605B	290	28-668P	291	28-711	63	28-777F	64
28407	105	28-532	349	28-605W	290	28-668W	291	28-712	63	28-778F	64
28-415	17	28-533	345	28-606W	290	28-669	350	28-713	63	28-780F	64
28-424	9	28-534	345	28-607W	290	28-670	350	28-715	63	28-781F	64
28-425	9	28-534B	345	28-608	350	28-671	350	28-716	63	28-783F	64
28-426	9	28-534SS	346	28-608W	290	28-671P	291	28-717	63	28-784F	64
28-427	9	28-535	345	28-609W	290	28-671W	291	28-718	63	28-786F	64
28-440	11	28-536	349	28-611B	291	28-672	350	28-719	63	28-803W	292
28-441	11	28-538	349	28-611W	291	28-672P	291	28-720W	290	28-814P	291
28-442	11	28-540	344	28-612B	291	28-672W	291	28-721W	290	28-815W	291
28-443	11	28-540S	344	28-612P	291	28-673	350	28-722F	64	28-818W	291
28-450	353	28-541	344	28-612W	291	28-674W	291	28-723P	290	28-819P	290
28-452	353	28-541S	344	28-613B	291	28-675	350	28-723W	290	28-819W	290
28-456	353	28-545	345	28-613P	291	28-675P	291	28-724F	64	28-820P	290
28-458	353	28-546	345	28-613W	291	28-675W	291	28-724W	290	28-820W	290
28-459	353	28-546B	345	28-614B	291	28-676	350	28-725W	290	28-821P	290
28-460	353	28-546SS	346	28-614P	291	28-677	350	28-726W	290	28-957	63
28-464	353	28-547	345	28-614W	291	28-678P	291	28-727W	290	28-958	63
28-465	353	28-552	344	28-615P	291	28-678W	291	28-729F	64	28-959	63
28-467	353	28-552S	344	28-615W	291	28-679	350	28-731F	64	28-960	63
28-468	353	28-553	344	28-616W	291	28-679W	291	28-733F	64	28-961	63
28-469	353	28-553S	344	28-617W	291	28-680	350	28-734F	64	28-962	63
28-470	353	28-557	345	28-618W	291	28-680P	291	28-736F	64	28-963	63
28-475	7	28-558	345	28-619	350	28-680W	291	28-738F	64	28-964	63
28-481	7	28-559	345	28-619W	291	28-681	350	28-741P	290	28-966	63
28-487	7	28-560	346	28-620	350	28-682W	291	28-741W	290	28-969	63
28-493	7	28-560SS	346	28-620W	291	28-683	349	28-742F	64	28-970	63
28-497	7	28-561	345	28-621W	291	28-683W	291	28-742P	290	28-971	63
28-498	7	28-562	344	28-622W	291	28-684	349	28-743P	290	28-972	63
28-499	7	28-562S	344	28-623B	291	28-685	349	28-743W	290	28-973	64
28-500	348	28-564	344	28-623W	291	28-685W	291	28-744P	290	28-974	64
28-501	348	28-564S	344	28-624B	291	28-686	349	28-744W	290	28-975	64
28-501B	348	28-565	344	28-624W	291	28-687	349	28-745W	290	28-988	335
28-502	348	28-565S	345	28-625B	291	28-688	350	28-746W	290	28-989	335
28-503	348	28-566	344	28-625W	291	28-690	346	28-747W	290	28-990	335
28-504	348	28-566S	345	28-628B	291	28-691	346	28-748	63	28-991	335
28-507	348	28-578	347	28-628W	291	28-693P	292	28-748W	290	28-996	277
28-507S	348	28-579	346	28-639	350	28-694P	292	28-749	63	28-997	277
28-508	348	28-579SS	346	28-640	350	28-695P	292	28-752	63	28-998	277
28-509	348	28-583	347	28-640W	292	28-696P	292	28-753	63	28-999	277
28-510	348	28-584	347	28-641W	292	28-697P	292	28-754	63	29-900	350
28-510B	348	28-585	347	28-642W	292	28-698P	292	28-756	63	29-901	350
28-511	348	28-586	347	28-643W	292	28-699P	292	28-760F	64	29-902	350
28-512	348	28-587	347	28-651	350	28-701	63	28-761P	292	29-903	350
28-513	348	28-589	346	28-652	350	28-701W	290	28-761W	292	29-904	350
28-514S	348	28-592	347	28-659P	291	28-702	63	28-762F	64	29-905	350
28-515	348	28-593	347	28-659W	291	28-702P	290	28-762P	292	29-906	350
28-516	348	28-594	347	28-660P	291	28-703	63	28-762W	292	29-907	350
28-516S	348	28-595	347	28-661P	291	28-703W	290	28-763P	292	29-908	350
28-517	348	28-597	347	28-661W	291	28-704P	290	28-763W	292	29-909	350
28-518	349	28-601	347	28-663P	291	28-704W	290	28-764P	292	29-910	350
28-519S	348	28-601B	290	28-663W	291	28-705	63	28-764W	292	29-911	350
28-520	349	28-601W	290	28-664P	291	28-705W	290	28-765W	292	29-912	350
28-521	349	28-602B	290	28-664W	291	28-706	63	28-766F	64	29-913	350

Part#	Page	Part#	Page	Part#	Page	Part#	Page	Part#	Page	Part#	Page
29-914	350	30-032SS	42	30-140	46	30-231	32	30-305	31	30-421	25
300.01	225	30-033	42	30-142	40	30-232	32	30-306	31	30-422	30
30-000	37	30-033LF	158	30-149	41	30-233	32	30-310	34	30-423	30
300-000	351	30-033SS	42	30-150	40	30-234	32	30-311	34	30-424	30
300-0004	312	30-034	42	30-150B	40	30-234SS	35	30-312	34	30-426	32
300-0006	312	30-034SS	42	30-150R	40	30-235	32	30-313	34	30-427	32
300-0008	312	30-035	42	30-151	40	30-236	32	30-314	34	30-428	32
300-001	351	30-039	42	30-160	46	30-237	32	30-315	34	30-429	33
300-002	351	30-040	42	30-161	45	30-238	30	30-316	34	30-430	34
300-0020	312	30-040SS	42	30-162	45	30-239	30	30-340	34	30-450	41
300-003	351	30-041	42	30-163	46	30-240	32	30-341	34	30-451	41
300-004	351	30-041SS	42	30-180	40	30-241	32	30-342	34	30-452	41
300-005	312	30-042	42	30-180F	40	30-243	32	30-343	34	30-453	43
300-006	351	30-042SS	42	30-181	38	30-245	32	30-344	34	30-454	43
300-007	351	30-043	42	30-182	38	30-246	32	30-345	34	30-455	43
300-008	351	30-044	42	30-183	38	30-247	32	30-346	34	30-457	43
30-001	37	30-045	42	30-184	38	30-249	32	30-349	34	30-458	43
300-010	312	30-046	42	30-200	30	30-250	33	30-358	30	30-459	43
300-012	312	30-047	38	30-200LF	158	30-251	33	30-359	30	30-461	43
300-014	351	30-047LF	159	30-200SS	35	30-252	33	30-360	30	30-462	43
300-015	351	30-048	38	30-201	30	30-253	33	30-361	30	30-463	43
300-016	312	30-049	38	30-201LF	158	30-254	33	30-362	30	30-466	43
300-017	351	30-049LF	159	30-201SS	35	30-255	33	30-363	30	30-467	43
300-018	351	30-050	41	30-202	30	30-257	33	30-366	30	30-468	43
300-019	351	30-050	83	30-203	30	30-258	33	30-370	31	30-471	43
300-020	351	30-051	41	30-203LF	158	30-259	33	30-371	31	30-472	43
300-021	351	30-051	83	30-203SS	35	30-260	33	30-372	31	30-473	43
300-022	351	30-052	41	30-204	30	30-261	33	30-373	31	30-480	34
300-023	351	30-052LF	158	30-204LF	158	30-264	33	30-374	31	30-482	34
300-024	351	30-053	39	30-204SS	35	30-265	33	30-375	31	30-483	34
300-026	351	30-055	38	30-205	30	30-266	33	30-376	31	30-484	34
300-028	351	30-056	38	30-206	30	30-266SS	35	30-377	31	30-486	34
300-031	351	30-058	39	30-206LF	158	30-267	33	30-378	31	30-505	43
300-032	351	30-063	39	30-206SS	35	30-268	33	30-379	31	30-506	43
300-033	351	30-063BE	39	30-207	30	30-269	33	30-381	31	30-507	43
300-034	351	30-063LF	158	30-207LF	158	30-269SS	35	30-382	31	30-508	43
300-035	351	30-063S	39	30-207SS	35	30-270	33	30-383	31	30-510	43
300-036	351	30-064	39	30-209	30	30-271	32	30-384	31	30-511	43
300-037	351	30-066	39	30-210	30	30-275	33	30-385	30	30-512	43
30-006	37	30-067	39	30-210SS	35	30-276	33	30-386	30	30-513	43
30-011	37	30-068	39	30-211	30	30-277	33	30-387	30	30-516	43
30-011LF	158	30-073	39	30-212	30	30-279	33	30-388	30	30-517	43
30-012	37	30-073LF	158	30-213	30	30-280	33	30-389	30	30-518	43
30-016	37	30-078	38	30-214	30	30-282	33	30-390	30	30-519	43
30-017	37	30-083	38	30-215	30	30-283	33	30-391	31	30-526	45
30-018	37	30-087	38	30-215SS	35	30-284	33	30-392	30	30-527	45
30-021	39	30-088	38	30-216	30	30-286	33	30-393	31	30-530	45
30-022	39	30-093	38	30-217	30	30-290	32	30-394	31	30-540	44
30-025	42	30-093L	38	30-219	30	30-291	32	30-395	31	30-541	44
30-026	40	30-094	38	30-220	31	30-292	32	30-396	31	30-542	44
30-027	42	30-098	39	30-221	31	30-293	32	30-397	31	30-543	44
30-027SS	42	30-099	39	30-222	31	30-294	32	30-398	31	30-545	44
30-028	42	30-100	39	30-223	31	30-295	22	30-399	31	30-546	44
30-028SS	42	30-103	40	30-224	31	30-297	32	30-400	31	30-547	44
30-029	42	30-103B	40	30-225	31	30-298	32	30-401	25	30-548	44
30-029SS	42	30-103P	296	30-226	31	30-299	32	30-402	31	30-550	44
30-030	42	30-123	41	30-227	31	30-300	31	30-406	25	30-551	44
30-031	42	30-128	41	30-229	31	30-301	31	30-410	25	30-552	44
30-031LF	158	30-133	41	30-230	32	30-302	31	30-411	25	30-553	44
30-032	42	30-138	41	30-230LF	158	30-303	31	30-413	25	30-560	44
30-032LF	158	30-139	41	30-230SS	35	30-304	31	30-420	25	30-561	44

Part#	Page
30-562	44
30-563	44
30-565	44
30-566	44
30-567	44
30-568	44
30-570	44
30-571	44
30-572	44
30-573	44
30-600	47
30-609	47
30-620	47
30-626	46
30-627	46
30-629	46
30-630	47
30-631	45
30-637	47
30-638	47
30-640	47
307-030	357
307-031	357
308-070	326
31-022	296
31-023	296
31-030	296
31-031	296
31-032	296
31-033	296
31-034	296
31-035	296
31-038	296
31-039	296
31-040	296
31-041	296
31-042	296
31-055	296
31-058	296
31-063	296
31-064	296
31-067	296
31-068	296
31-069	296
31-093	296
31-095	296
31-096	296
31-097	296
31-137	77
31-171	77
320-000	358
320-005	358
32-001	15
320-010	358
320-011	358
32-001LF	157
32-001SS	27
32-002	15
320-021	357
320-022	357
320-023	357
32-002LF	157
32-002SS	27
32-003	15
320-035	356
320-036	356
32-003LF	157
32-003SS	27
32-004	15
32-004LF	157
32-004SS	27
32-005	15
320-050	356
320-053	356
320-054	356
320-055	356
32-005LF	157
32-005SS	27
32-006	15
320-061	9
320-065	345
32-006LF	157
32-006SS	27
32-007	15
320-070	356
320-075	356
320-076	357
320-077	357
320-078	357
32-007LF	157
32-008	15
320-080	357
32-008LF	157
32-008SS	27
32-009	15
320-095	357
32-009LF	157
32-009SS	27
32-010	15
32-010LF	157
32-010SS	27
32-011	15
32-011LF	157
32-011SS	27
32-012	15
320-120	353
320-121	353
320-122	353
32-012LF	157
32-012SS	27
32-013	15
32-013LF	157
32-013SS	27
32-014	15
32-014LF	157
32-014SS	27
32-015	15
32-015LF	157
32-015SS	27
32-016	15
32-016LF	157
32-016SS	27
32-017	15
32-017LF	157
32-017SS	27
32-018	15
32-018LF	157
32-018SS	27
32-019	15
32-019LF	157
32-019SS	27
32-020	15
32-020LF	157
32-020SS	27
32-021	15
32-021LF	157
32-021SS	27
32-022	15
32-022LF	157
32-022SS	27
32-023	15
32-023LF	157
32-023SS	27
32-024	15
32-024LF	157
32-024SS	27
32-025	15
32-025LF	157
32-026	15
32-026LF	157
32-027	15
32-027LF	157
32-028	15
32-029	15
32-030	21
32-031	21
32-032	21
32-033	21
32-034	21
32-036	18
32-036LF	157
32-038	18
32-038B	19
32-038LF	157
32-038SS	27
32-039	18
32-039B	19
32-039LF	157
32-039SS	27
32-040	18
32-040LF	157
32-041	18
320-410	357
32-041B	19
32-041LF	157
32-041SS	27
32-042	18
32-042B	19
32-042LF	157
32-042SS	27
32-043	18
32-043B	19
32-043LF	157
32-043SS	27
32-044	18
32-045	18
32-046	18
32-046LF	157
32-047	18
32-047LF	157
32-048	18
32-048LF	157
32-049	17
32-050	17
32-050LF	157
32-051	17
32-052	17
32-052LF	157
32-053	17
32-053LF	157
32-054	17
32-054LF	157
32-055	17
32-055LF	157
32-056	17
32-056LF	157
32-057	17
32-058	17
32-058LF	157
32-059	17
32-059LF	157
32-060	17
32-060LF	157
32-061	17
32-061LF	157
32-062	17
32-063	17
32-063LF	157
32-064	17
32-064LF	157
32-065	17
32-065LF	157
32-066	21
32-067	21
32-068	21
32-069	21
32-070	21
32-071	21
32-072	21
32-073	21
32-074	21
32-075	21
32-076	21
32-077	21
32-078	21
32-079	16
32-080	16
32-081	21
32-082	21
32-083	21
32-084	21
32-085	21
32-086	21
32-087	16
32-088	16
32-089	16
32-090	16
32-091	16
32-091LF	157
32-091SS	28
32-092	16
32-092LF	157
32-093	16
32-093LF	157
32-093SS	27
32-094	16
32-094LF	157
32-095	16
32-095LF	157
32-095SS	27
32-095SS	28
32-096	16
32-096	41
32-096LF	157
32-096SS	27
32-097	16
32-097	41
32-097LF	157
32-098	41
32-098	16
32-098LF	157
32-098SS	27
32-099	16
32-099	41
32-100	22
32-101	22
32-102	22
32-103	22
32-104	22
32-105	22
32-105C	22
32-105LF	158
32-106	22
32-107	22
32-107C	22
32-109	20
32-110	20
32-111	20
32-112	20
32-113	20
32-114	20
32-115	20
32-116	20
32-117	18
32-118	18
32-119	18
32-120	18
32-121	18
32-122	18
32-123	18
32-124	18
32-125	18
32-126	19
32-126LF	158
32-126SS	28
32-128	19
32-129	18
32-130	18
32-131	18
32-132	18
32-133	18
32-150	26
32-151	26
32-153	26
32-159	26
32-160	26
32-170	26
32-171	26
32176	24
32177	24
32178	24
32179	24
32180	24
32181	24
32182	24
32183	24
32184	24
32185	24
32-186	24
32-187	24
32-188	24
32-189	24
32-190	24
32-191	24
32-192	24
32-194	24
32-195	24
32-200	16
32-201	16
32-202	16
32-301	15
32-302	15
32-303	15
32-304	15
32-305	15
32-306	15
32-306LF	157
32-307	15
32-308	18
32-309	18
32-309LF	157
32-310	18
32-311	18
32-311LF	157
32-311SS	27
32-312	18
32-313	18
32-313LF	157
32-314	18
32-314SS	27
32-315	18
32-316	15
32-317	17
32-317LF	157
32-318	17
32-319	18

Part#	Page	Part#	Page	Part#	Page	Part#	Page	Part#	Page	Part#	Page
32-320	17	32-390	15	32-500	329	32-578	329	33-006W	293	33-041B	293
32-321	17	32-391	18	325-004	313	32-579	329	33-007B	292	33-041W	293
32-322	21	32-392	21	325-005	313	32-580	329	33-007W	293	33-042B	293
32-326	22	32-394	22	325-006	313	32-584	329	33-008B	292	33-042W	293
32-327	22	32-397	22	325-008	313	32-586	329	33-008W	293	33-043B	293
32-328	22	32-400	19	32-501	329	32-588	329	33-009B	292	33-043W	293
32-329	16	32-401	20	325-010	313	32588SS	329	33-009W	293	33-044B	293
32-330	18	32-402	20	325-012	313	32-590	329	33-010W	293	33-044W	293
32-331	16	32-403	20	325-016	313	32-591	329	33-011W	293	33-045B	293
32-332	16	32-404	20	32-502	329	32-592	329	33-012B	292	33-045W	293
32-334	22	32-405	20	325-020	313	32-596	329	33-012P	292	33-046B	293
32-335	22	32-406	20	32-503	329	32-597	329	33-012W	293	33-046W	293
32-336	22	32-407	20	32-504	329	32-608	20	33-013B	292	33-047B	293
32-336C	22	32-409	20	32-506	329	32-609	20	33-013W	293	33-047W	293
32-337	22	32-410	20	32-507	329	32-610	20	33-014B	292	33-048P	293
32-337C	22	32-411	20	32-508	329	32-725	23	33-014P	292	33-048W	293
32-338	22	32-412	19	32-510	329	32-726	23	33-014W	293	33-052W	294
32-338C	22	32-413	19	32-517	329	32-727	23	33-015B	292	33-053B	294
32-338SS	22	32-414	19	32-521	329	32-728	23	33-015P	292	33-053W	294
32-339	22	32-415	19	32-526	329	32-742	23	33-015W	293	33-058W	294
32-340	22	32-416	19	32-533	329	32-744	23	33-016B	292	33-059W	294
32-341	22	32-417	19	32-535	329	32-746	23	33-016P	292	33-060W	294
32-341C	22	32-418	19	32-539	329	32-747	23	33-016W	293	33-061W	294
32-342	22	32-419	19	32-543	329	32-749	23	33-017B	292	33-063W	294
32-345	20	32-420	19	32-545	329	32-750	23	33-017P	292	33-064W	294
32-346	20	32-425	19	32-549	329	32-751	23	33-017W	293	33-065W	294
32-349	16	32-429	19	32-550	329	32-752	23	33-018B	292	33-066W	294
32-350	19	32-433	19	32-551	329	32-753	23	33-018P	292	33-067W	294
32-351	16	32-434	19	32-552	329	32-754	23	33-018W	293	33-068W	294
32-352	19	32-435	19	32552SS	329	32-755	23	33-019B	292	33-079W	294
32-353	19	32-436	19	32-553	329	32-756	23	33-019W	293	33-089W	294
32-354	18	32-437	25	32-554	329	32-758	23	33-020B	292	33-091B	294
32-355	16	32-438	25	32-555	329	32-759	23	33-020P	292	33-091W	294
32-356	16	32-439	25	32-556	329	32-760	23	33-020W	293	33-092B	294
32-357	16	32-440	25	32-557	329	32-761	23	33-021B	292	33-092W	294
32-359	21	32-441	17	32557SS	329	32-770	23	33-021W	293	33-093B	294
32-360	16	32-442	17	32-558	329	32-771	23	33-022B	292	33-093W	294
32-361	19	32-443	17	32-559	329	32-772	23	33-022P	292	33-094W	294
32-362	21	32-444	17	32559SS	329	32-773	23	33-022W	293	33-095B	294
32-363	19	32-445	17	32-561	329	32-774	23	33-023B	292	33-095P	294
32-364	21	32-446	17	32561SS	329	32-775	23	33-023P	292	33-095W	294
32-365	19	32-447	17	32-563	329	32-781	17	33-023W	293	33-096B	294
32-365LF	158	32-448	17	32-564	329	32-782	355	33-024B	292	33-096P	294
32-365SS	28	32-450	16	32564SS	329	32-783	355	33-024P	292	33-096W	294
32-366	19	32-451	16	32-565	329	32-900	32	33-024W	293	33-097B	294
32-367	19	32-452	16	32-566	329	32-901	32	33-025B	292	33-097W	294
32-368	19	32-453	16	32566SS	329	32-902	32	33-025P	292	33-098B	294
32-375	16	32-454	16	32-567	329	32-903	32	33-025W	293	33-098P	294
32-376	16	32-455	16	32-568	329	32-905	32	33-026B	292	33-098W	294
32-377	24	32-456	16	32568SS	329	32-906	32	33-026W	293	33-099P	294
32-379	16	32-457	16	32-570	329	32-907	32	33-028W	293	33-099W	294
32-380	16	32-458	16	32570SS	329	33-000W	293	33-029W	293	33-300P	295
32-381	24	32-460	21	32-571	329	33-002B	292	33-030W	293	33-301P	295
32-382	24	32-461	21	32-572	329	33-002W	293	33-032W	293	33-301W	295
32-383	24	32-462	21	32-573	329	33-003B	292	33-033W	293	33-302P	295
32-384	24	32-463	21	32-574	329	33-003W	293	33-035W	293	33-303P	292
32-385	24	32-470	17	32-575	329	33-004B	292	33-038B	293	33-303W	293
32-386	16	32-472	17	32575SS	329	33-004W	293	33-038W	293	33-306W	293
32-387	24	32-473	17	32-576	329	33-005B	292	33-039B	293	33-307W	293
32-388	24	32-475	17	32-577	329	33-005W	293	33-039W	293	33-308B	293
32-389	21	32-476	17	32577SS	329	33-006B	292	33-040W	293	33-309B	293

Part#	Page
33-309W	293
33-310W	293
33-311B	293
33-311P	293
33-311W	293
33-312B	293
33-312W	293
33-313B	293
33-313P	293
33-313W	293
33-314B	293
33-314P	293
33-314W	293
33-315W	293
33-316B	293
33-316P	293
33-316W	293
33-318W	293
33-319W	293
33-320W	293
33-321W	293
33-322W	293
33-323P	292
33-329W	293
33-334P	293
33-343W	294
33-345W	294
33-347W	294
33-348W	294
33-349W	293
33-351W	293
33-380W	293
33-381W	293
33-384W	293
33-385B	293
33-385P	293
33-385W	293
33-386W	293
33-389W	294
33-390B	294
33-390W	294
33-391B	294
33-391W	294
33-394B	294
33-394W	294
33-395B	294
33-395W	294
33-396B	294
33-396W	294
33-397W	294
33-398W	294
33-399W	294
33-406B	294
33-406W	294
33-407B	294
33-407W	294
33-408B	294
33-408W	294
33-409W	294
33-410B	294
33-410W	294
33-415B	295
33-415W	295
33-417W	295
33-418B	295
33-420B	295
33-420W	295
33-422B	295
33-422W	295
33-423B	295
33-426B	295
33-426W	295
33-429B	295
33-429P	295
33-429W	295
33-430B	295
33-430W	295
33-431W	295
33-432B	295
33-432W	295
33-433B	295
33-433W	295
33-434B	295
33-435B	295
33-435W	295
33-436B	295
33-436W	295
33-437B	295
33-437W	295
33-438B	295
33-438W	295
33-439W	295
33-440P	295
33-440W	295
33-441W	295
33-442W	294
33-448W	295
33-450W	295
33-451W	295
33-453W	295
33-454W	295
33-455W	295
33-456W	295
33-458W	295
33-460W	293
33-461P	293
33-461W	293
33-462W	293
33-463P	293
33-463W	293
33-464W	293
33-471W	294
33-480W	294
33-481W	294
33-482W	294
34-001	62
34-011	62
34-012	62
34-016	62
34-022	62
34-031	62
34036	62
34-041	62
34-046	62
34-051	62
34130	62
34131	62
34141	62
34-500	28
34-503	28
34-512	28
34-513	28
34-515	28
34-516	28
34-525	28
34-529	28
34-533	28
34-535	28
34-543	28
34-551	28
34-552	28
34-562	28
34-563	28
34-579	28
34-583	28
34-584	28
34-585	28
34-587	28
34-588	28
34-589	28
34-590	28
34-591	28
34-592	28
34-595	28
34-597	28
34-600	28
34-610	28
34-611	28
34-612	28
34-613	28
350-004	314
350-004SS	315
350-005	314
350-005SS	315
350-006	314
350-006SS	315
350-008	314
350-008SS	315
350-010	314
350-010SS	315
350-012	314
350-012SS	315
350-016	314
350-016SS	315
350-020	314
350-020SS	315
35-132	61
35-134	61
35-135	61
35-136	61
35-142	61
35-186	61
35-910	303
35-911	303
35-912	303
35-913	303
35-914	303
35-915	303
35-920	303
35-921	303
35-922	303
35-923	303
35-924	303
35-925	303
35-927	303
35-930	303
35-931	303
35-932	303
35-933	303
35-934	303
35-935	303
35-937	303
35-940	303
35-941	303
35-942	303
35-943	303
35-944	303
35-945	303
35-947	303
35-950	303
35-951	303
35-952	303
35-953	303
35-954	303
35-955	303
35-957	303
35-960	303
35-961	303
35-962	303
35-963	303
35-964	303
35-965	303
35-967	303
35-970	303
35-971	303
35-972	303
35-973	303
35-974	303
35-975	303
35-977	303
35-980	303
35-981	303
35-982	303
35-983	303
35-984	303
35-985	303
35-987	303
36-110	139
36-110SS	139
36-111	139
36-112	139
36-113	139
36-114	139
36-116	139
36-116SS	139
36-118	139
36-120	139
36-120SS	139
36-121	139
36-130	139
36-130SS	139
36-132	140
36-140	140
36-140SS	140
36-141	140
36-142	140
36-144	140
36-146	140
36-146SS	140
36-147	140
36-148	140
36-150	140
36-150SS	140
36-152	140
36-160	141
36-164	141
36-164SS	141
36-166	141
36-166SS	141
36-168	141
36-170	141
36-172	141
36-174	141
36-176	141
36-178	141
36-180	142
36-182	142
36-184	142
36-186	142
36-188	142
36-200	142
36-205	142
36-210	142
36-212	142
36-214	142
36-216	142
36-220	142
371	360
38-001	130
38-002	130
38-003	130
38-004	130
38-005	130
38-010	130
38-011	130
38-012	130
38-013	130
38-014	130
38-015	137
38-016	137
38-019	130
38-020	130
38-021	130
38-022	130
38-023	130
38-028	130
38-029	130
38-030	130
38-035	130
38-036	130
38-037	130
38-038	130
38-039	130
38-040	130
38-041	130
38-042	130
38-043	130
38-044	131
38-045	131
38-046	131
38-047	131
38-048	130
38-049	131
38-052	131
38-053	131
38-054	131
38-055	131
38-057	131
38-060	131
38-061	131
38-062	131
38-063	131
38-064	131
38-065	131
38-066	131
38-067	131
38-068	131
38-072	132
38-073	132
38-074	132
38-075	132
38-076	132
38-077	132
38-078	132
38-078S	132
38-079	132
38-080	132
38-081	132
38-081S	132
38-082	132
38-083	132
38-084	132
38-085	132
38-087	132
38-088	132
38-090	132
38-091	132
38-092	132
38-093	132
38-094	132
38-095	132
38-101	132
38-101S	132
38-102	132
38-103	132
38-104	132

Part#	Page
38-104S	132
38-105	132
38-106	132
38-107	132
38-108	132
38-109	132
38-110	132
38-113	132
38-114	132
38-115	132
38-116	132
38-117	132
38-118	132
38-119	132
38-120	132
38-124	133
38-125	133
38-126	133
38-127	133
38-128	133
38-129	133
38-132	133
38-133	133
38-134	133
38-136	133
38-137	133
38-138	133
38-139	133
38-140	133
38-141	133
38-142	133
38-143	133
38-144	133
38-146	133
38-148	133
38-149	133
38-150	133
38-151	133
38-152	133
38-152S	133
38-153	133
38-154	133
38-154S	133
38-155	133
38-156	133
38-157	133
38-158	133
38-161	134
38-162	134
38-163	134
38-164	134
38-165	134
38-170	134
38-171	134
38-172	134
38-173	134
38-174	134
38-179	134
38-180	134
38-181	134
38-182	134
38-183	134
38-188	134
38-189	134
38-190	134
38-196	134
38-207	135
38-208	135
38-209	135
38-217	135
38-218	135
38-221	135
38-222	135
38-223	135
38-224	135
38-225	135
38-226	135
38-227	135
38-228	135
38-229	135
38-235	135
38-236	135
38-237	135
38-239	135
38-240	135
38-243	135
38-244	135
38-246	135
38-278	135
38-279	135
38-300	136
38-301	136
38-306	136
38-307	136
38-312	136
38-313	136
38-318	137
38-319	137
38-324	138
38-325	138
38-326	138
38-327	138
38-328	138
38-333	138
38-334	138
38-335	138
38-336	138
38-337	138
38-342	138
38-343	138
38-344	138
38-345	138
38-346	138
38-351	137
38-352	137
38-357	137
38-358	137
38-363	137
38-364	137
38-368	138
38-369	138
38-370	138
38-371	138
38-372	138
38-711	85
38-718	85
38-732	85
38-761	85
38-769	85
38-770	85
38-800	24
38-802	24
38-806	24
38-808	24
38-810	24
38-828	24
38-830	24
38-832	24
38-834	24
38-836	24
38-860	24
38-862	24
38-864	24
38-866	24
38-868	24
38-873	25
38-874	25
38-910	387
38-915	387
38-920	387
38-923	387
38-926	387
38-927	387
38-950	386
38-950B2	386
38-951	386
38-951B1	386
38-951BA	386
38-952	386
38-9522	386
38-9523	386
38-952BA	386
38-952G	386
38-952G1	386
38-952GA	386
38-952O	386
38-952OA	386
38-952R	386
38-952R1	386
38-952RA	386
38-952U	386
38-952U1	386
38-952UA	386
38-952Y	386
38-952Y1	386
38-952YA	386
38-953	386
38-953B1	386
38-953BA	386
38-954	386
38-954B5	386
38-954BA	386
38-95BA	386
38-960	386
38-960B5	386
38-960BA	386
38-960G	386
38-960G5	386
38-960GA	386
38-960O	386
38-960O5	386
38-960OA	386
38-960R	386
38-960R5	386
38-960RA	386
38-960U	386
38-960U5	386
38-960UA	386
38-960Y	386
38-960Y5	386
38-960YA	386
38-965	386
38-965B5	386
38-965BA	386
38-965G	386
38-965G5	386
38-965GA	386
38-965O	386
38-965O5	386
38-965OA	386
38-965R	386
38-965R5	386
38-965RA	386
38-965U	386
38-965U5	386
38-965UA	386
38-965Y	386
38-965Y5	386
38-965YA	386
38-970	386
38-970BA	386
38-970BC	386
38-970G	386
38-970GA	386
38-970GC	386
38-970R	386
38-970RA	386
38-970RC	386
38-975	386
38-975BA	386
38-975BC	386
38-975G	386
38-975GA	386
38-975GC	386
39-318	137
39-319	137
39-357	137
39-358	137
39400	366
39402	366
39404	366
39406	366
39409	367
39410	367
39411	367
39411	368
39412	367
39413	367
39414	367
39415	367
39416	367
39418	367
39419	367
39425	367
39426	367
39436	369
39437	369
39438	369
39442	369
39443	369
39444	369
39446	369
39447	369
39448	369
39451	369
39452	369
39453	369
39454	369
39457	369
39459	369
39460	369
39461	369
39462	369
39463	368
39464	368
39465	384
39466	369
39467	369
39468	369
39469	368
39470	369
39471	368
39472	368
39473	368
39474	369
39475	369
39477	368
39506	370
39507	370
39508	370
39509	371
39510	371
39511	370
39512	370
39515	371
39516	371
39520	371
39521	371
39522	371
39524	371
39530	371
39531	371
39535	372
39537	372
39540	372
39541	372
39542	372
39543	372
39544	372
39550	372
39551	372
39552	372
39556	372
39557	372
39558	372
39559	372
39560	372
39563	373
39564	373
39565	373
39566	372
39570	373
39572	373
39573	373
39574	373
39575	373
39592	376
39595	144
39595	376
39596	144
39596	376
39597	144
39597	376
39600	144
39600	376
39604	376
39605	376
39606	376
39610	376
39611	376
39613	376
39614	376
39615	376
39616	377
39654	374
39655	375
39656	375
39657	375
39658	375
39659	375
39660	375
39661	375
39662	375
39663	375
39665	375
39667	375
39669	375
39672	374
39673	374
39674	374
39675	374
39676	374
39677	374
39684	377
39687	377
39688	377

Part#	Page	Part#	Page	Part#	Page	Part#	Page	Part#	Page	Part#	Page
39689	377	39834	370	40-028	212	40-098	214	40-169	216	41-070	218
39690	377	39838	366	40-029	212	40-099	214	40-170	216	41-074	218
39712	383	39839	366	40-030	212	40-100	214	40-171	216	43-200L	174
39713	383	39855	367	40-031	212	40-101	214	40-172	216	43-200T	174
39736	378	39856	367	40-032	212	40-102	214	40-173	216	43-204L	174
39737	378	39857	367	40-033	212	40-103	214	40-174	216	43-204T	174
39738	378	39860	373	40-034	212	40-104	214	40-175	216	43-206L	174
39739	378	39870	370	40-035	212	40-105	214	40-176	216	43-207L	174
39740	378	39871	370	40-036	212	40-106	214	40-178	216	43-265LF	163
39741	378	39874	370	40-040	213	40-107	214	40-179	216	43-266LF	163
39742	379	39875	370	40-041	213	40-108	214	40-180	216	44-100	220
39743	379	39877	370	40-042	213	40-109	214	40-181	216	44-100LF	220
39744	379	39878	370	40-043	213	40-110	214	40-182	216	44-101	220
39745	379	39962	366	40-044	213	40-111	214	40-183	216	44-101LF	220
39748	379	40-001	212	40-045	213	40-112	214	40-184	216	44-102	220
39749	379	4000-10	414	40-046	213	40-113	214	40-185	216	44-102LF	220
39752	379	4000-12	414	40-047	213	40-114	214	40-186	216	44-103	220
39753	379	4000-14	414	40-048	213	40-115	214	40-187	216	44-103LF	220
39754	379	4000-16	414	40-049	213	40-120	215	40-200	217	44-104	220
39757	380	40-002	212	40-050	213	40-121	215	40-201	217	44-104LF	220
39758	380	4000-20	414	40-051	213	40-122	215	40-202	217	44-105	220
39764	381	4000-2-2	414	40-052	213	40-123	215	40-203	217	44-105LF	220
39765	381	4000-24	414	40-053	213	40-124	215	40-204	217	44-106	220
39766	381	40-003	212	40-054	213	40-125	215	40-205	217	44-106LF	220
39767	381	4000-32	414	40-055	213	40-126	215	40-206	217	44-107	220
39768	381	40-004	212	40-056	213	40-127	215	40-207	217	44-107LF	220
39769	381	4000-4-4	414	40-060	213	40-128	215	40-209	217	44-108	220
39772	380	40-005	212	40-061	213	40-129	215	40-220	217	44-108LF	220
39773	380	40-006	212	40-062	213	40-130	215	40-221	217	44-109	220
39774	380	4000-6-6	414	40-063	213	40-131	215	40-222	217	44-110	220
39775	380	40-007	212	40-064	213	40-132	215	40-223	217	44-110LF	220
39778	381	40-008	212	40-065	213	40-133	215	40-224	217	44-112	220
39779	381	4000-8-8	414	40-066	213	40-134	215	40-225	217	44-123	220
39782	381	40-009	212	40-067	213	40-135	215	40-226	217	44-124	220
39783	381	40-010	212	40-068	213	40-136	215	40-234	217	44-124LF	220
39786	380	40-011	212	40-069	213	40-140	215	40-254	217	44-127	220
39787	380	4001-10	414	40-070	213	40-141	215	40-256	217	44-127LF	220
39788	380	4001-12	414	40-071	213	40-142	215	40-259	217	44-131	220
39789	380	4001-16	414	40-072	213	40-143	215	40-260	217	44-131LF	220
39792	382	40-012	212	40-073	213	40-144	215	40-261	217	44-134	220
39793	382	4001-20	414	40-074	213	40-145	215	41-040	218	44-137	220
39794	382	4001-2-2	414	40-075	213	40-146	215	41-041	218	44-137LF	220
39795	382	4001-24	414	40-076	213	40-147	215	41-042	218	44-140LF	220
39800	382	40-013	212	40-080	214	40-148	215	41-043	218	44-160	220
39801	382	4001-32	414	40-081	214	40-149	215	41-044	218	44-160LF	220
39802	382	40-014	212	40-082	214	40-150	215	41-045	218	44-161	220
39803	382	4001-4-4	414	40-083	214	40-151	215	41-046	218	44-161LF	220
39805	382	40-015	212	40-084	214	40-152	215	41-047	218	44-162	220
39807	381	4001-6-6	414	40-085	214	40-153	215	41-048	218	44-162LF	220
39809	381	40-017	212	40-086	214	40-154	215	41-049	218	44-163	220
39814	382	40-018	212	40-087	214	40-155	215	41-050	218	44-163LF	220
39818	380	4001-8-8	414	40-088	214	40-156	215	41-060	218	44-164	220
39819	380	40-019	212	40-089	214	40-160	216	41-061	218	44-164LF	220
39820	380	40-020	212	40-090	214	40-161	216	41-062	218	44-165	220
39825	366	40-021	212	40-091	214	40-162	216	41-063	218	44-165LF	220
39828	370	40-022	212	40-092	214	40-163	216	41-064	218	44-166	220
39829	370	40-023	212	40-093	214	40-164	216	41-065	218	44-166LF	220
39830	370	40-024	212	40-094	214	40-165	216	41-066	218	44-167	220
39831	370	40-025	212	40-095	214	40-166	216	41-067	218	44-167LF	220
39832	370	40-026	212	40-096	214	40-167	216	41-068	218	44-168	220
39833	370	40-027	212	40-097	214	40-168	216	41-069	218	44-168LF	220

Part#	Page	Part#	Page	Part#	Page	Part#	Page	Part#	Page	Part#	Page
44-169	220	44-258LF	222	44-410	223	44-451	223	44-514	225	44-610	224
44-170	220	44-259	222	44-410LF	223	44-451LF	223	44-515	225	44-633	226
44-180	221	44-260	222	44-411	223	44-452	223	44-516	225	44-634	226
44-180LF	221	44-276	222	444-111	310	44-452LF	223	44-516LF	225	44-635	226
44-181	221	44-276LF	222	444-112	310	44-453	223	44-517	225	44-636	226
44-181LF	221	44-280	222	444-113	310	44-453LF	223	44-517LF	225	44-637	226
44-182	221	44-280LF	222	44-411LF	223	44-454	223	44-518	225	44-638	226
44-182LF	221	44-282	222	44-412	223	44-454LF	223	44-518LF	225	44-639	226
44-183	221	44-282LF	222	44-412LF	223	44-456	223	44-519	225	44-640	226
44-183LF	221	44-283	222	44-413	223	44-458	223	44-519LF	225	44-641	226
44-184	221	44-286	222	44-413LF	223	44-461	223	44-520	225	44-650	226
44-184LF	221	44-286LF	222	44-414	223	44-462	223	44-520LF	225	44-651	226
44-185	221	44-287	222	44-414LF	223	44-462LF	223	44-521	225	44-652	226
44-185LF	221	44-287LF	222	44-415	223	44-463	223	44-521LF	225	44-653	226
44-186	221	44-288LF	222	44-415LF	223	44-470	224	44-522	225	44-653LF	226
44-186LF	221	44-291	222	44-416	223	44-470LF	224	44-522LF	225	44-654	226
44-187	221	44-291LF	222	44-416LF	223	44-471	224	44-523	225	44-654LF	226
44-187LF	221	44-296	222	44-417	223	44-471LF	224	44-523LF	225	44-655	226
44-188	221	44-298	222	44-417LF	223	44-472	224	44-524	225	44-655LF	226
44-188LF	221	44-298LF	222	44-418	223	44-472LF	224	44-524LF	225	44-656	226
44-189	221	44-301	222	44-418LF	223	44-473	224	44-527	225	44-656LF	226
44-190	221	44-301LF	222	44-419	223	44-473LF	224	44-527LF	225	44-657	226
44-200	221	44-303	222	44-420	223	44-474	224	44-528	225	44-657LF	226
44-201	221	44-303LF	222	44-420LF	223	44-474LF	224	44-528LF	225	44-658	226
44-201LF	221	44-306	222	44-430	223	44-475	224	44-529	225	44-658LF	226
44-202	221	44-306LF	222	44-430LF	223	44-475LF	224	44-529LF	225	44-659	226
44-202LF	221	44-330LF	222	44-431	223	44-476	224	44-530	225	44-660	226
44-203	221	44-334LF	222	444-313	310	44-476LF	224	44-530LF	225	44-662	226
44-203LF	221	44-391	221	444-318	310	44-477	224	44-531	225	44-670	226
44-204	221	44-391LF	221	44-432	223	44-477LF	224	44-531LF	225	44-670LF	226
44-204LF	221	44-392	221	444-320	310	44-478	224	44-532	225	44-671	226
44-205	221	44-392LF	221	44-432LF	223	44-478LF	224	44-534	225	44-671LF	226
44-205LF	221	44-393	221	44-433	223	44-480	224	44-534LF	225	44-672	226
44-206	221	44-393LF	221	44-434	223	44-500	225	44-535	225	44-672LF	226
44-206LF	221	44-394	221	44-434LF	223	44-500LF	225	44-535LF	225	44-673	226
44-207	221	44-394LF	221	44-435	223	44-501	225	44-537	225	44-673LF	226
44-207LF	221	44-395	221	44-435LF	223	44-501LF	225	44-538	225	44-674	226
44-208	221	44-395LF	221	44-436	223	44-502	225	44-538LF	225	44-674LF	226
44-208LF	221	44-396	221	44-436LF	223	44-502LF	225	44-539	225	44-675	226
44-212	306	44-396LF	221	44-437	223	44-503	225	44-541	225	44-675LF	226
44-213	306	44-397	221	44-437LF	223	44-503LF	225	44-543	225	44-676	226
44-214	306	44-397LF	221	44-438	223	44-504	225	44-543LF	225	44-676LF	226
44-215	306	44-398	221	44-438LF	223	44-504LF	225	44-600	224	44-677	226
44-216	306	44-398LF	221	44-440	223	44-505	225	44-600LF	224	44-678	226
44-250	222	444-000	310	44-441	223	44-505LF	225	44-601	224	44-678LF	226
44-250LF	222	444-001	310	44-441LF	223	44-506	225	44-601LF	224	44-700	224
44-251	222	444-002	310	44-442	223	44-506LF	225	44-602	224	44-701	224
44-251LF	222	444-005	310	44-442LF	223	44-507	225	44-602LF	224	44-702	224
44-252	222	444-006	310	44-444	223	44-507LF	225	44-603	224	44-703	224
44-252LF	222	444-007	310	44-444LF	223	44-508	225	44-603LF	224	44-704	224
44-253	222	444-008	310	44-445	223	44-508LF	225	44-604	224	44-705	224
44-253LF	222	444-011	310	44-445LF	223	44-509	225	44-604LF	224	44-706	224
44-254	222	444-020	310	44-446	223	44-509LF	225	44-605	224	44-707	224
44-254LF	222	444-021	310	44-446LF	223	44-510	225	44-605LF	224	44-708	224
44-255	222	444-023	310	44-447	223	44-510LF	225	44-606	224	44-720	227
44-255LF	222	444-040	310	44-448	223	44-511	225	44-606LF	224	44-721	227
44-256	222	444-042	310	44-448LF	223	44-511LF	225	44-607	224	44-722	227
44-256LF	222	444-045	310	44-449	223	44-512	225	44-607LF	224	44-723	227
44-257	222	444-049	310	44-449LF	223	44-512LF	225	44-608	224	44-724	227
44-257LF	222	444-062	310	44-450	223	44-513	225	44-608LF	224	44-725	227
44-258	222	444-095	310	44-450LF	223	44-513LF	225	44-609	224	44-726	227

Part#	Page
44-727	227
44-728	227
44-729	227
44-740	227
44-742	227
44-744	227
44-750	227
44-753	227
44840LF	228
44840LF	288
44841LF	228
44841LF	288
44842LF	228
44842LF	288
44843LF	228
44843LF	288
44844LF	228
44844LF	288
44845LF	228
44845LF	288
44-911	305
44-912	305
44-913	305
44-914	305
44-915	305
44-916	305
44-917	305
44-918	305
44-919	305
44-920	305
44-921	305
44-922	305
44-923	305
44-924	305
44-925	305
44-926	305
44-927	305
44-928	305
44-929	305
44-930	305
44-931	305
44-932	305
44-933	305
44-934	305
44-935	305
44-936	305
44-937	305
44-938	305
44-939	305
44-940	305
44-941	305
44-942	305
44-943	305
44-944	305
44-945	305
449-450	306
44-946	305
44-947	305
449-470	306
44-948	305
449-480	306
449-481	306
449-482	306
44-949	305
44-950	305
44-951	305
44-952	305
44-953	305
44-954	305
44-955	305
44-956	305
44-957	305
44-958	305
44-959	305
44-960	305
44-961	305
44-962	305
44-963	305
44-964	305
44-965	305
44-966	305
44-967	305
44-968	305
44-969	305
44-970	305
44-971	305
44-972	305
44-973	305
44-974	305
44-975	305
44-976	305
44-977	305
44-978	305
44-979	305
44-980	305
44-981	305
44-982	305
44-983	305
44-984	305
44-985	305
44-986	305
44-987	305
44-988	305
44-989	305
44-990	305
45-102LF	227
45-103LF	227
45-163LF	227
45-252LF	227
45-253LF	227
45-412LF	227
45-413LF	227
46-002	147
46-002LF	163
46-003	147
46-003LF	163
46-005LF	163
46-011	147
46-011LF	163
46-011X	147
46-012	147
46-012LF	163
46-013	147
46-016	147
46-020	147
46-021	147
46-021LF	163
46-021LF	163
46-022	147
46-023	147
46-023LF	163
46-023LF	163
46-028	147
46-029	147
46-031	147
46-036	148
46-038	148
46-039	148
46-040	148
46-045	148
46-046	148
46-048	148
46-048	355
46-048S	355
46-050	148
46-051	148
46-055	148
46-055LF	163
46-056	148
46-056LF	163
46-056P	148
46-060	148
46-061	148
46-061L	148
46-061LF	163
46-064	144
46-066	144
46-067	144
46-068	144
46-069	144
46-070	144
46-071	144
46-072	144
46-073	144
46-074	145
46-075	145
46-076	145
46-077	145
46-078	145
46-079	145
46-080	145
46-081	145
46-082	145
46-083	145
46-084	145
46-085	145
46-086	145
46-087	145
46-088	145
46-089	145
46-089A	145
46-090ALF	163
46-130	146
46-131	146
46-132	146
46-134	146
46-140	146
46-141	146
46-142	146
46-143	146
46-151	146
46-152	146
46-152T	146
46-153	146
46-160	146
46-161	146
46-161T	146
46-162	146
46-165	146
46-166	146
46-166T	146
46-167	146
46-200	153
46-201	153
46-202	153
46-237	151
46-241	150
46-243	150
46-244	150
46-247	150
46-248	150
46-250	150
46-251	150
46-252	150
46-255	150
46-256	150
46-257	150
46-260	150
46-270	209
46-277	209
46-400	149
46-400M	149
46-401	149
46-401M	149
46-402	149
46-402M	149
46-406M	149
46-411	149
46-411M	149
46-429M	149
46-430M	149
46-440	152
46-443	152
46-450	149
46-451	149
46-455	149
46-456	149
46-457	149
46-465	149
46-466	149
46-467	149
46-475	149
46-476	149
46-500	153
46-505	153
46-510	153
46-511	153
46-512	153
46-513	153
46-514	153
46-515	153
46-516	153
46-517	153
46-518	153
46-519	153
46-520	151
46-520A	151
46-521	151
46-521A	151
46-522	151
46-523	151
46-523A	151
46-524	151
46-524A	151
46-526	151
46-529	151
46-530	151
46-530A	151
46-531	151
46-531A	151
46-532	151
46-532A	151
46-533	151
46-533A	151
46-539	153
46-540	12
46-541	12
46-560	153
46-560V	153
46-561	153
46-561V	153
46-562	153
46-562V	153
46-563	153
46-563V	153
46-564	153
46-564V	153
46-565	153
46-566	153
46-567	153
46-568	153
46-569	153
46-570	153
46-571	153
46-572	153
46-573	153
46-575	153
46-576	153
46-577	153
46-578	153
46-600	358
46-605	358
46-607	358
46-615	357
46-620	355
46-621	355
46-622	355
46-630	355
46-631	355
46650	105
46651	105
46652	105
46653	105
46660	105
46661	105
46662	105
46663	105
46670	105
46671	105
46672	105
46680	105
46681	105
46682	105
466900	105
466901	105
466902	105
46-830	152
46-832	152
46-833	152
46-834	152
46-875	152
46-878	152
46-900	152
46-903	152
46-903I	182
46-903ISB	182
46-903SS	198
46-904I	182
46-904SS	198
46-905I	182
46-905SS	198
46-910	152
46-912	152
46-912SS	198
46-913SS	198
46-914SS	198
46-920	152
46-921	152
46-922	152
46-922A	152
46-922I	182
46-922SS	198
46-923	152
46-923I	182
46-923SS	198
46-924	152
46-924I	182
46-924SS	198
46-925	152
46-930	184
46-930L	184
46-930S	184
46930SS	197
46-930T	184
46-931	184
46-931L	184

Part#	Page
46-931S	184
46931SS	197
46-931T	184
46-932	184
46-932L	184
46-932S	184
46932SS	197
46-932T	184
46-933	184
46-933L	184
46-933S	184
46933SS	197
46-933T	184
46-934	183
46-934L	183
46-934LS	183
46-934LT	183
46934SS	197
46-935	183
46-935L	183
46-935LS	183
46-935LT	183
46935SS	197
46-936	183
46-936L	183
46-936LS	183
46-936LT	183
46936SS	197
46-937	183
46-937L	183
46-937LS	183
46-937LT	183
46937SS	197
46-951	152
46-956	152
46-980	152
46-981	152
46-986	151
46-987	151
46-988	151
46-989	151
47-042	152
48-001	232
48-002	232
48-003	232
48-004	232
48-005	232
48-006	232
48-007	232
48-008	232
48-009	232
48-010	232
48-011	232
48-015	232
48-020	232
48-021	232
48-022	232
48-023	232
48-024	232
48-025	232
48-026	232
48-027	232
48-028	232
48-029	232
48-030	232
48-031	232
48-032	232
48-034	232
48-036	232
48-038	232
48-040	233
48-041	233
48-042	233
48-043	233
48-044	233
48-045	233
48-046	233
48-047	233
48-048	233
48-049	233
48-050	233
48-052	233
48-054	233
48-060	233
48-061	233
48-062	233
48-063	233
48-064	233
48-065	233
48-066	233
48-067	233
48-068	233
48-069	233
48-070	233
48-071	233
48-072	233
48-073	233
48-074	233
48-075	233
48-076	233
48-080	234
48-081	234
48-082	234
48-083	234
48-084	234
48-085	234
48-086	234
48-087	234
48-088	234
48-089	234
48-090	234
48-091	234
48-092	234
48-094	234
48-096	234
48-100	234
48-101	234
48-102	234
48-103	234
48-104	234
48-105	234
48-106	234
48-107	234
48-108	234
48-109	234
48-110	234
48-111	234
48-113	234
48-115	234
48-120	235
48-121	235
48-122	235
48-123	235
48-124	235
48-125	235
48-126	235
48-127	235
48-128	235
48-129	235
48-131	235
48-135	235
48-140	235
48-141	235
48-142	235
48-143	235
48-144	235
48-145	235
48-146	235
48-147	235
48-148	235
48-149	235
48-151	235
48-152	235
48-153	235
48-155	235
48-160	236
48-161	236
48-162	236
48-163	236
48-164	236
48-165	236
48-166	236
48-167	236
48-168	236
48-169	236
48-170	236
48-171	236
48-172	236
48-174	236
48-180	236
48-187	236
48-193	236
48-200	236
48-201	236
48-203	236
48-205	236
48-207	236
48-209	236
48-213	236
48-220	236
48-227	236
49-001	232
49-002	232
49-003	232
49-004	232
49-005	232
49-006	232
49-007	232
49-008	232
49-009	232
49-010	232
49-011	232
49-017	232
49-020	232
49-021	232
49-022	232
49-023	232
49-024	232
49-025	232
49-026	232
49-027	232
49-028	232
49-029	232
49-030	232
49-031	232
49-032	232
49-033	232
49-034	232
49-035	232
49-036	232
49-037	232
49-038	232
49-040	233
49-041	233
49-042	233
49-043	233
49-044	233
49-045	233
49-046	233
49-047	233
49-048	233
49-049	233
49-050	233
49-052	233
49-054	233
49-060	233
49-061	233
49-062	233
49-063	233
49-064	233
49-065	233
49-066	233
49-067	233
49-068	233
49-069	233
49-070	233
49-072	233
49-074	233
49-080	234
49-081	234
49-082	234
49-083	234
49-084	234
49-085	234
49-086	234
49-087	234
49-088	234
49-089	234
49-090	234
49-092	234
49-094	234
49-100	234
49-101	234
49-102	234
49-103	234
49-104	234
49-105	234
49-106	234
49-107	234
49-108	234
49-109	234
49-111	234
49-113	234
49-120	235
49-121	235
49-122	235
49-123	235
49-124	235
49-125	235
49-126	235
49-127	235
49-128	235
49-129	235
49-140	235
49-141	235
49-142	235
49-143	235
49-144	235
49-145	235
49-146	235
49-147	235
49-148	235
49-149	235
49-151	235
49-160	236
49-161	236
49-162	236
49-163	236
49-164	236
49-165	236
49-166	236
49-167	236
49-168	236
49-169	236
49-170	236
49-200	236
49-201	236
49-203	236
49-205	236
49-207	236
49-209	236
49-220	236
49-223	236
49-234	236
49-236	236
49-240	236
50-001	61
500-012	316
5000-12-12	404
5000-16	404
5000-16-12	404
5000-2	404
500-020	316
5000-20-20	404
5000-24	404
500-028	316
5000-32	404
500-036	316
5000-4	404
5000-4-2	404
500-048	316
500-056	316
5000-6-4	404
5000-6-6	404
500-072	316
5000-8	404
5000-8-4	404
5000-8-6	404
500-088	316
500-104	316
50-011	61
500-128	316
500-152	316
500-188	316
500-216	316
500-248	316
500-280	316
540402	122
540402S	122
540402SC	127
540404	122
540404S	122
540404SC	127
5404-12	404
5404-12-6	404
5404-12-8	404
5404-16	404
5404-16-12	404
5404-2	404
5404-20	404
5404-20-16	404
5404-24	404
5404-24-20	404
5404-32	404
5404-32-24	404
5404-4	404
5404-4-2	404
5404-6	404
5404-6-2	404
5404-6-4	404
5404-8	404
5404-8-4	404
5404-8-6	404
5405-12-12	404
5405-16-16	404
5405-16-20	404

Part#	Page
5405-20-20	404
5405-20-24	404
5405-2-2	404
5405-2-4	404
5405-24-24	404
5405-4-2	404
5405-4-4	404
5405-6-4	404
5405-6-6	404
5405-6-8	404
5405-8-12	404
5405-8-8	404
540602	122
540602S	122
540602SC	127
540604	122
540604S	122
540604SC	127
540606	122
540606S	122
540606SC	127
540608	122
540608SC	127
5406-12-2	404
5406-12-4	404
5406-12-6	404
5406-12-8	404
5406-16-12	404
5406-16-4	404
5406-16-6	404
5406-16-8	404
5406-20-16	404
5406-24-20	404
5406-32-20	404
5406-32-24	404
5406-4-2	404
5406-6-2	404
5406-6-4	404
5406-8-2	404
5406-8-4	404
5406-8-6	404
5406-C-12	405
5406-C-16	405
5406-C-2	405
5406-C-4	405
5406-C-6	405
5406-C-8	405
5406-FLP-12	405
5406-FLP-2	405
5406-FLP-4	405
5406-FLP-6	405
5406-FLP-8	405
5406-HHP-12	405
5406-HHP-16	405
5406-HHP-2	405
5406-HHP-20	405
5406-HHP-24	405
5406-HHP-4	405
5406-HHP-6	405
5406-HHP-8	405
5406-P-12	405
5406-P-16	405
5406-P-2	405
5406-P-20	405
5406-P-24	405
5406-P-32	405
5406-P-4	405
5406-P-6	405
5406-P-8	405
5406-SHP-12	405
5406-SHP-16	405
5406-SHP-2	405
5406-SHP-20	405
5406-SHP-24	405
5406-SHP-32	405
5406-SHP-4	405
5406-SHP-6	405
5406-SHP-8	405
540804	122
540804S	122
540804SC	127
540806	122
540806S	122
540806SC	127
540808	122
540808S	122
540808SC	127
541006	122
541006SC	127
541008	122
541008S	122
541008SC	127
541208	122
541208SC	127
541212	122
550-012	316
5500-12-12	405
5500-12-8	405
5500-16	405
5500-16-12	405
5500-2	405
550-020	316
5500-20-20	405
550-028	316
550-036	316
5500-4	405
550-048	316
550-056	316
5500-6	405
550-072	316
5500-8	405
5500-8-4	405
550-088	316
550-104	316
5501-12-12	406
5501-16-16	406
5501-2-2	406
550-128	316
5501-4-4	406
550-152	316
5501-6-6	406
5501-8	406
550-188	316
5502-12	406
550-216	316
5502-16-16	406
5502-2	406
5502-20	406
5502-24	406
5502-4	406
550-248	316
5502-6	406
5502-6-4	406
550-280	316
5502-8-4	406
5502-8-6	406
5502-8-8	406
550-312	316
5503-12-12	406
5503-16	406
5503-2	406
5503-4	406
5503-6	406
5503-8	406
5504-12	406
5504-16	406
5504-2	406
5504-20	406
5504-24	406
5504-4	406
5504-6	406
5504-8	406
5504-8-6	406
5505-12	406
5505-16	406
5505-20	406
5505-4	406
5505-6	406
5505-8	406
56-001	246
5600-12	407
5600-16	407
56-002	246
5600-2-2	407
56-003	246
56-004	246
5600-4-4	407
56-005	246
56-006	246
5600-6-6	407
56-007	246
56-008	246
5600-8-8	407
56-009	246
56-010	246
56-011	246
5601-12	407
5601-16	407
56-012	246
5601-2-2	407
56-013	246
56-014	246
5601-4-4	407
56-015	246
5601-6-6	407
56-017	246
5601-8	407
56-020	246
56-021	246
5602-12	407
5602-16	407
56-022	246
5602-2-2	407
56-023	246
56-024	246
5602-4-4	407
56-025	246
56-026	246
5602-6-6	407
56-027	246
56-028	246
5602-8-8	407
56-029	246
56-030	246
56-031	246
5603-12	407
5603-16	407
56-032	246
5603-2-2	407
56-033	246
56-034	246
5603-4-4	407
56-035	246
56-036	246
5603-6-6	407
56-038	246
5603-8-8	407
56-040	247
56-041	247
5604-12	407
5604-16	407
56-042	247
5604-2-2	407
56-043	247
56-044	247
5604-4-4	407
56-045	247
56-046	247
5604-6-6	407
56-047	247
56-048	247
5604-8-8	407
56-049	247
56-050	247
56-051	247
5605-12	407
5605-16	407
56-052	247
5605-20	407
5605-2-2	407
56-053	247
56-054	247
5605-4-4	407
56-055	247
56-056	247
5605-6-6	407
5605-8	407
56-060	247
56-061	247
56-062	247
56-063	247
56-064	247
56-065	247
56-066	247
56-067	247
56-068	247
56-069	247
56-070	247
56-071	247
56-072	247
56-073	247
56-074	247
56-075	247
56-076	247
56-080	248
56-081	248
56-082	248
56-083	248
56-084	248
56-085	248
56-086	248
56-087	248
56-088	248
56-089	248
56-090	248
56-091	248
56-092	248
56-093	248
56-094	248
56-095	248
56-096	248
56-100	249
56-101	249
56-102	249
56-103	249
56-104	249
56-105	249
56-106	249
56-107	249
56-108	249
56-109	249
56-110	249
56-111	249
56-112	249
56-113	249
56-114	249
56-115	249
56-120	250
56-121	250
56-122	250
56-123	250
56-124	250
56-125	250
56-126	250
56-127	250
56-128	250
56-129	250
56-130	250
56-131	250
56-132	250
56-133	250
56-134	250
56-135	250
56-140	250
56-141	250
56-142	250
56-143	250
56-144	250
56-145	250
56-146	250
56-147	250
56-148	250
56-149	250
56-150	250
56-151	250
56-152	250
56-153	250
56-154	250
56-155	250
56-160	251
56-161	251
56-162	251
56-163	251
56-164	251
56-165	251
56-166	251
56-167	251
56-168	251
56-169	251
56-170	251
56-171	251
56-172	251
56-173	251
56-174	251
56-180	251
56-181	251
56-182	251
56-183	251
56-184	251
56-185	251
56-186	251
56-187	251
56-188	251
56-189	251
56-190	251
56-191	251
56-192	251
56-193	251
56-200	252
56-201	252
56-202	252
56-203	252
56-204	252
56-205	252
56-206	252
56-207	252

Part#	Page
56-208	252
56-209	252
56-210	252
56-211	252
56-212	252
56-213	252
56-220	252
56-221	252
56-223	252
56-224	252
56-225	252
56-226	252
56-227	252
56-228	252
56-229	252
56-240	247
56-241	247
56-242	247
56-243	247
56-244	247
56-245	247
56-246	247
56-247	247
56-250	248
56-251	248
56-252	248
56-253	248
56-254	248
56-255	248
56-256	248
56-257	248
56-260	249
56-261	249
56-262	249
56-263	249
56-264	249
56-265	249
56-266	249
56-267	249
56-270	250
56-271	250
56-272	250
56-273	250
56-275	250
56-280	250
56-281	250
56-282	250
56-283	250
56-285	250
56-290	251
56-291	251
56-292	251
56-293	251
56-294	251
56-295	251
56-296	251
56-297	251
56-300	253
56-330	252
56-331	252
56-332	252
56-430	247
57-001	246
57-002	246
57-003	246
57-004	246
57-005	246
57-006	246
57-007	246
57-008	246
57-009	246
57-010	246
57-011	246
57-012	246
57-013	246
57-014	246
57-015	246
57-017	246
57-020	246
57-021	246
57-022	246
57-023	246
57-024	246
57-025	246
57-026	246
57-027	246
57-028	246
57-029	246
57-030	246
57-031	246
57-032	246
57-033	246
57-034	246
57-035	246
57-036	246
57-040	247
57-041	247
57-042	247
57-043	247
57-044	247
57-045	247
57-046	247
57-047	247
57-048	247
57-049	247
57-050	247
57-051	247
57-052	247
57-053	247
57-054	247
57-055	247
57-056	247
57-060	247
57-061	247
57-062	247
57-063	247
57-064	247
57-065	247
57-066	247
57-067	247
57-068	247
57-069	247
57-070	247
57-071	247
57-072	247
57-073	247
57-074	247
57-075	247
57-076	247
57-080	248
57-081	248
57-082	248
57-083	248
57-084	248
57-085	248
57-086	248
57-087	248
57-088	248
57-089	248
57-090	248
57-091	248
57-092	248
57-093	248
57-094	248
57-095	248
57-096	248
57-100	249
57-101	249
57-102	249
57-103	249
57-104	249
57-105	249
57-106	249
57-107	249
57-108	249
57-109	249
57-110	249
57-111	249
57-112	249
57-113	249
57-114	249
57-115	249
57-120	250
57-121	250
57-122	250
57-123	250
57-124	250
57-125	250
57-126	250
57-127	250
57-128	250
57-129	250
57-130	250
57-131	250
57-132	250
57-133	250
57-134	250
57-135	250
57-140	250
57-141	250
57-142	250
57-143	250
57-144	250
57-145	250
57-146	250
57-147	250
57-148	250
57-149	250
57-150	250
57-151	250
57-152	250
57-153	250
57-154	250
57-155	250
57-160	251
57-161	251
57-162	251
57162TV	261
57162V	262
57-163	251
57-164	251
57164TV	261
57164V	262
57-165	251
57-166	251
57-167	251
57-168	251
57168TV	261
57168V	262
57-169	251
57-170	251
57170TV	261
57170V	262
57-171	251
57-172	251
57172TV	261
57172V	262
57-173	251
57-174	251
57174TV	261
57174V	262
57-180	251
57-181	251
57-182	251
57-183	251
57-184	251
57-185	251
57-186	251
57-187	251
57-188	251
57-189	251
57-190	251
57-191	251
57-192	251
57-193	251
57-200	252
57-201	252
57201TV	261
57201V	262
57-202	252
57-203	252
57203TV	261
57203V	262
57-204	252
57-205	252
57-206	252
57-207	252
57207TV	261
57207V	262
57-208	252
57-209	252
57209TV	261
57209V	262
57-210	252
57-211	252
57211TV	261
57211V	262
57-212	252
57-213	252
57213TV	261
57213V	262
57-220	252
57222TV	261
57-223	252
57223TV	261
57223V	262
57-224	252
57-225	252
57-226	252
57-227	252
57227TV	261
57227V	262
57-228	252
57228TV	261
57228V	262
57-229	252
57229TV	261
57229V	262
57-240	247
57-241	247
57-242	247
57-243	247
57-244	247
57-245	247
57-246	247
57-247	247
57-250	248
57-251	248
57-252	248
57-253	248
57-254	248
57-255	248
57-256	248
57-257	248
57-260	249
57-261	249
57-262	249
57-263	249
57-264	249
57-265	249
57-266	249
57-267	249
57-270	250
57-271	250
57-272	250
57-273	250
57-275	250
57-280	250
57-281	250
57-282	250
57-283	250
57-285	250
57-286	250
57-290	251
57-291	251
57-292	251
57-293	251
57-294	251
57-295	251
57-296	251
57-297	251
57-300	253
57-301	253
57-304	253
57-305	253
57-308	253
57-311	252
57-320	253
57-322	253
57-324	253
57-326	253
57-328	253
57-330	252
57-331	252
57-332	252
57332TV	261
57332V	262
57-430	247
57-431	247
57-433	247
59-001SMLS	254
59-002SMLS	254
59-003SMLS	254
59-004SMLS	254
59-005SMLS	254
59-006SMLS	254
59-007SMLS	254
59-009SMLS	254
59-010SMLS	254
59-011SMLS	254
59-020SMLS	254
59-021SMLS	254
59-022SMLS	254
59-023SMLS	254
59-024SMLS	254
59-025SMLS	254
59-026SMLS	254
59-027SMLS	254
59-028SMLS	254
59-029SMLS	254
59-030SMLS	254
59-031SMLS	254
59-032SMLS	254
59-033SMLS	254
59-034SMLS	254
59-036SMLS	254

Part#	Page
590400	118
59-040SMLS	255
59-041SMLS	255
59-042SMLS	255
59-043SMLS	255
59-044SMLS	255
59-045SMLS	255
59-046SMLS	255
59-047SMLS	255
59-048SMLS	255
59-049SMLS	255
59-050SMLS	255
59-052SMLS	255
59-054SMLS	255
59-056SMLS	255
590600	118
59-060SMLS	255
59-060SMLSXX	260
59-061SMLS	255
59-062SMLS	255
59-062SMLSXX	260
59-063SMLS	255
59-064SMLS	255
59-064SMLSXX	260
59-065SMLS	255
59-066SMLS	255
59-066SMLSXX	260
59-067SMLS	255
59-068SMLS	255
59-069SMLS	255
59-070SMLS	255
59-070SMLSXX	260
59-071SMLS	255
59-072SMLS	255
59-073SMLS	255
59-074SMLS	255
59-075SMLS	255
59-076SMLS	255
590800	118
59-080SMLS	256
59-080SMLSXX	260
59-081SMLS	256
59-082SMLS	256
59-082SMLSXX	260
59-083SMLS	256
59-084SMLS	256
59-085SMLS	256
59-086SMLS	256
59-086SMLSXX	260
59-087SMLS	256
59-088SMLS	256
59-089SMLS	256
59-090SMLS	256
59-090SMLSXX	260
59-091SMLS	256
59-092SMLS	256
59-094SMLS	256
59-096SMLS	256
59-100SMLS	256
59-100SMLSXX	260
59-101SMLS	256
59-101SMLSXX	260
59-102SMLS	256
59-103SMLS	256
59-103SMLSXX	260
59-104SMLS	256
59-105SMLS	256
59-105SMLSXX	260
59-106SMLS	256
59-107SMLS	256
59-108SMLS	256
59-109SMLS	256
59-109SMLSXX	260
59-110SMLS	256
59-111SMLS	256
59-111SMLSXX	260
59-112SMLS	256
59-113SMLS	256
59-114SMLS	256
59-115SMLS	256
59-115SMLSXX	260
59-120SMLS	257
59-121SMLS	257
59-122SMLS	257
59-123SMLS	257
59-124SMLS	257
59-125SMLS	257
59-126SMLS	257
59-127SMLS	257
59-128SMLS	257
59-129SMLS	257
59-130SMLS	257
59-131SMLS	257
59-132SMLS	257
59-133SMLS	257
59-134SMLS	257
59-135SMLS	257
59-140SMLS	257
59-141SMLS	257
59-142SMLS	257
59-143SMLS	257
59-144SMLS	257
59-145SMLS	257
59-146SMLS	257
59-147SMLS	257
59-148SMLS	257
59-149SMLS	257
59-150SMLS	257
59-151SMLS	257
59-152SMLS	257
59-153SMLS	257
59-154SMLS	257
59-155SMLS	257
59-160SMLS	258
59-160SMLSXX	260
59-161SMLS	258
59-161SMLSXX	260
59-162SMLS	258
59-162SMLSXX	260
59162TV	261
59162V	262
59-163SMLS	258
59-163SMLSXX	260
59-164SMLS	258
59-164SMLSXX	260
59164TV	261
59164V	262
59-165SMLS	258
59-166SMLS	258
59-166SMLSXX	260
59-167SMLS	258
59-168SMLS	258
59-168SMLSXX	260
59168TV	261
59168V	262
59-169SMLS	258
59-169SMLSXX	260
59-170SMLS	258
59-170SMLSXX	260
59170TV	261
59170V	262
59-171SMLS	258
59-171SMLSXX	260
59-172SMLS	258
59-172SMLSXX	260
59172TV	261
59172V	262
59-173SMLS	258
59-174SMLS	258
59-174SMLSXX	260
59174TV	261
59174V	262
59-179SMLSXX	260
59-180SMLS	258
59-181SMLS	258
59-182SMLS	258
59-183SMLS	258
59-184SMLS	258
59-185SMLS	258
59-186SMLS	258
59-187SMLS	258
59-188SMLS	258
59-189SMLS	258
59-190SMLS	258
59-191SMLS	258
59-192SMLS	258
59-193SMLS	258
59-196SMLS	258
59-197SMLS	258
59-198SMLS	258
59-199SMLS	258
59-200SMLS	259
59-201SMLS	259
59201TV	261
59201V	262
59-202SMLS	259
59-203SMLS	259
59203TV	261
59203V	262
59-204SMLS	259
59-205SMLS	259
59-206SMLS	259
59-207SMLS	259
59207TV	261
59207V	262
59-208SMLS	259
59-209SMLS	259
59209TV	261
59209V	262
59-210SMLS	259
59-211SMLS	259
59211TV	261
59211V	262
59-212SMLS	259
59-213SMLS	259
59213TV	261
59213V	262
59-220SMLS	259
59-221SMLS	259
59221TV	261
59221V	262
59222TV	261
59-223SMLS	259
59-225SMLS	259
59225TV	261
59225V	262
59-226SMLS	259
59-227SMLS	259
59227TV	261
59227V	262
59-229SMLS	259
59229TV	261
59229V	262
59-231SMLS	259
59231TV	261
59231V	262
59-300SMLS	259
59-301SMLS	259
59-305SMLS	259
59-306SMLS	259
59-308SMLS	259
59-320SMLS	259
59-322SMLS	259
59-324SMLS	259
59-326SMLS	259
59-328SMLS	259
595320	118
600-006	312
600-008	312
600-010	312
600-012	312
600-016	312
600-020	312
600-024	312
600-028	312
600-032	312
600-036	312
600-040	312
600-044	312
600-048	312
600-052	312
600-056	312
600-060	312
600-064	312
600-072	312
600-080	312
600-088	312
600-096	312
600-104	312
61-050	422
61-052	422
61-053	422
61-054	422
61-055	422
611-006	313
611-008	313
611-010	313
611-012	313
611-016	313
611-020	313
611-024	313
611-028	313
611-032	313
611-036	313
611-040	313
611-044	313
611-048	313
611-052	313
611-056	313
611-060	313
611-064	313
611-072	313
611-080	313
611-088	313
611-096	313
611-104	313
611-116	313
611-128	313
611-152	313
611-164	313
611-176	313
611-188	313
611-200	313
611-212	313
611-224	313
611-248	313
611-270	313
611-312	313
611-332	313
611-390	313
61-150	422
61-152	422
61-153	422
61-154	422
61-155	422
61-447	306
61-448	306
61-449	306
61-450	306
61-451	306
61-452	306
61-453	306
61-454	306
61-455	306
61-457	306
61775	230
61775	263
61776	230
61776	263
61777	230
61777	263
61778	230
61778	263
61-851	302
61-853	302
61-854	302
61-859	302
61-860	302
61-861	302
61-867	302
61-868	302
61-870	302
61-871	302
61-872	302
61-873	302
61-874	302
61-875	302
61-876	302
61-877	302
61-878	302
61-879	302
619-001	302
619-002	302
619-003	302
619-004	302
619-005	302
619-006	302
619-007	302
619-008	302
619-009	302
619-010	302
619-011	302
619-012	302
61-904	301
61-905	301
61-906	301
61-907	301
61-908	301
61-909	301
61-910	301
61-911	301
61-912	301
61-913	301
61-914	301
61-915	301
61-916	301
61-917	301
61-918	301
61-919	301
61-920	301
61-921	301
61-922	301
61-923	301
61-924	301
61-925	301
61-926	301

Part#	Page	Part#	Page	Part#	Page	Part#	Page	Part#	Page	Part#	Page
61-927	301	61-986	301	620409C	128	62-258	239	62-453	240	62-631	244
61-928	301	61-987	301	620532	118	62-259	239	62-454	240	62-632	244
61-929	301	61-988	301	620532C	125	62-260	239	62-455	240	62-633	244
61-931	301	61-998	301	620553C	128	62-391	239	62-456	240	62-634	244
61-932	301	61-999	301	620555C	128	62-392	239	62-470	241	62-635	244
61-933	301	620-006	314	620557C	128	62-393	239	62-471	241	62-636	244
61-934	301	620-006SS	315	620559C	128	62-394	239	62-472	241	62-637	244
61-935	301	620-008	314	620600	118	62-395	239	62-473	241	62-638	244
61-936	301	620-008SS	315	620600C	125	62-396	239	62-474	241	62-653	243
61-937	301	620-010	314	620604	118	62-397	239	62-475	241	62-654	243
61-938	301	620-010SS	315	620604C	128	62-398	239	62-476	241	62-655	243
61-939	301	620-012	314	620606C	128	62-410	240	62-477	241	62-656	243
61-940	301	620-012SS	315	620800	118	62-410B	240	62-478	241	62-657	243
61-941	301	620-016	314	620800C	125	62-411	240	62-480	241	62-658	243
61-942	301	620-016SS	315	620806C	128	62-411B	240	62-481	241	62-659	243
61-943	301	620-020	314	620808C	128	62-412	240	62-500	242	62-660	243
61-944	301	620-020SS	315	62-100	238	62-412B	240	62-501	242	62-670	243
619-440	302	620-024	314	621000	118	62-413	240	62-502	242	62-671	243
61-945	301	620-024SS	315	621000C	125	62-413B	240	62-503	242	62-672	243
619-450	302	620-028	314	62-101	238	62-414	240	62-504	242	62-700	243
61-946	301	620-028SS	315	62-102	238	62-414B	240	62-505	242	62-701	243
61-947	301	620-032	314	62-103	238	62-415	240	62-506	242	62-702	243
619-470	302	620-032SS	315	62-104	238	62-415B	240	62-507	242	62-703	243
61-948	301	620-036	314	62-105	238	62415DC	230	62-508	242	62-704	243
619-480	302	620-036SS	315	62-106	238	62415HDDC	230	62-509	242	62-705	243
61-949	301	620-040	314	62-107	238	62-416	240	62-510	242	62-706	243
61-950	301	620-040SS	315	62-108	238	62-416B	240	62-511	242	62-707	243
61-951	301	620-044	314	62-109	238	62416DC	230	62-512	242	62-708	243
61-952	301	620-044SS	315	62-110	238	62416HDDC	230	62-513	242	62-720	239
61-953	301	620-048	314	62-112	238	62-417	240	62-515	242	62-721	239
61-954	301	620-048SS	315	621200	118	62-417B	240	62-516	242	62-722	239
61-955	301	620-052	314	62-160	238	62417DC	230	62-517	242	62-723	239
61-956	301	620-052SS	315	62-161	238	62417HDDC	230	62-518	242	62-724	239
61-957	301	620-056	314	62-162	238	62-418	240	62-521	242	62-725	239
61-958	301	620-056SS	315	62-163	238	62-418B	240	62-522	242	62-726	239
61-959	301	620-060	314	62-164	238	62418DC	230	62-524	242	62-727	239
61-961	301	620-060SS	315	62-165	238	62418HDDC	230	62-527	242	62-728	239
61-962	301	620-064	314	62-166	238	62-419	240	62-528	242	62-740	239
61-963	301	620-064SS	315	62-167	238	62-420	240	62-529	242	62-741	239
61-964	301	620-072	314	62-168	238	62-420B	240	62-530	242	62-742	239
61-965	301	620-072SS	315	62-169	238	62-421	240	62-531	242	62-744	239
61-966	301	620-080	314	62-180	238	62-428	240	62-532	242	62-745	239
61-967	301	620-088	314	62-181	238	62-430	240	62-534	242	62-747	239
61-968	301	620-096	314	62-182	238	62-431	240	62-535	242	62-748	239
61-969	301	620-104	314	62-183	238	62-432	240	62-536	242	62-749	239
61-970	301	620-116	314	62-184	238	62-433	240	62-538	242	62-771	241
61-971	301	620-128	314	62-185	238	62-434	240	62-539	242	62-772	241
61-972	301	620-152	314	62-186	238	62-435	240	62-543	242	62-773	241
61-973	301	620-164	314	62-187	238	62-436	240	62-557	242	62-774	241
61-974	301	620-176	314	62-188	238	62-437	240	62-559	242	62-775	241
61-975	301	620-188	314	62-189	238	62-438	240	62-600	241	62-776	241
61-976	301	620-200	314	62-190	238	62-440	240	62-601	241	62-777	241
61-977	301	620-212	314	62-191	238	62-441	240	62-602	241	62-778	241
61-978	301	620-224	314	62-250	239	62-442	240	62-603	241	63-100	238
61-979	301	620-248	314	62-251	239	62-445	240	62-604	241	63-101	238
61-980	301	620-270	314	62-252	239	62-446	240	62-605	241	63-102	238
61-981	301	620-312	314	62-253	239	62-447	240	62-606	241	63-103	238
61-982	301	620-332	314	62-254	239	62-448	240	62-607	241	63-104	238
61-983	301	620-390	314	62-255	239	62-449	240	62-608	241	63-105	238
61-984	301	620400	118	62-256	239	62-450	240	62-610	241	63-106	238
61-985	301	620400C	125	62-257	239	62-452	240	62-630	244	63-107	238

Part#	Page
63-108	238
63-109	238
63-110	238
63-112	238
63-160	238
63-161	238
63-162	238
63-163	238
63-164	238
63-165	238
63-166	238
63-167	238
63-168	238
63-170	238
63-171	238
63-180	238
63-181	238
63-182	238
63-183	238
63-184	238
63-185	238
63-186	238
63-187	238
63-188	238
63-190	238
63-192	238
63214	13
63215	13
63216	13
63217	13
63218	13
63-250	239
63-251	239
63-252	239
63-253	239
63-254	239
63-255	239
63-256	239
63-257	239
63-258	239
63-260	239
63-261	239
63-390	239
63-391	239
63-392	239
63-393	239
63-394	239
63-395	239
63-396	239
63-397	239
63-398	239
63-400	239
63-401	239
63-410	240
63-410B	240
63-411	240
63-411B	240
63-412	240
63-412B	240
63-413	240
63-413B	240
63-414	240
63-414B	240
63-415	240
63-415B	240
63-416	240
63-416B	240
63-417	240
63-417B	240
63-418	240
63-418B	240
63-419	240
63-420	240
63-421	240
63-430	240
63-431	240
63-432	240
63-433	240
63-434	240
63-435	240
63-436	240
63-437	240
63-438	240
63-440	240
63-441	240
63-442	240
63-445	240
63-446	240
63-447	240
63-448	240
63-449	240
63-450	240
63-452	240
63-453	240
63-454	240
63-455	240
63-459	240
63-470	241
63-471	241
63-472	241
63-473	241
63-474	241
63-475	241
63-476	241
63-477	241
63-478	241
63-480	241
63-500	242
63-501	242
63-502	242
63-504	242
63-505	242
63-506	242
63-507	242
63-508	242
63-509	242
63-510	242
63-511	242
63-512	242
63-513	242
63-516	242
63-517	242
63-518	242
63-521	242
63-522	242
63-523	242
63-524	242
63-527	242
63-528	242
63-529	242
63-530	242
63-531	242
63-534	242
63-535	242
63-537	242
63-538	242
63-540	242
63-541	242
63-543	242
63-550	242
63-600	241
63-601	241
63-602	241
63-603	241
63-604	241
63-605	241
63-606	241
63-607	241
63-608	241
63-610	241
63-630	244
63-631	244
63-632	244
63-633	244
63-634	244
63-635	244
63-636	244
63-637	244
63-638	244
63-641	244
63-653	243
63-654	243
63-655	243
63-656	243
63-657	243
63-658	243
63-660	244
63-661	244
63-662	244
63-663	244
63-664	244
63-665	244
63-670	243
63-671	243
63-672	243
63-680	243
63-681	243
63-682	243
63-683	243
63-684	243
63-701	243
63-702	243
63-703	243
63-704	243
63-705	243
63-706	243
63-707	243
63-708	243
63-720	239
63-721	239
63-722	239
63-723	239
63-724	239
63-725	239
63-726	239
63-727	239
63-728	239
63-740	239
63-741	239
63-742	239
63-744	239
63-745	239
63-747	239
63-748	239
63-749	239
63-759	243
63-760	243
63-761	243
63-762	243
63-763	243
63-764	243
63-765	243
63-771	241
63-772	241
63-773	241
63-774	241
63-775	241
63-776	241
63-777	241
63-778	241
63-850	306
63-851	306
63-852	306
63-853	306
63-854	306
63-855	306
63-856	306
63-857	306
639-001	306
639-002	306
639-003	306
639-004	306
63-911	304
63-912	304
63-913	304
63-914	304
63-915	304
63-916	304
63-917	304
63-918	304
63-919	304
63-921	304
63-922	304
63-923	304
63-924	304
63-925	304
63-926	304
63-927	304
63-928	304
63-929	304
63-931	304
63-932	304
63-933	304
63-934	304
63-935	304
63-936	304
63-937	304
63-938	304
63-939	304
63-941	304
63-942	304
63-943	304
63-944	304
639-440	306
63-945	304
639-450	306
63-946	304
63-947	304
639-470	306
63-948	304
639-480	306
63-949	304
63-950	304
63-951	304
63-952	304
63-953	304
63-954	304
63-955	304
63-956	304
63-957	304
63-958	304
63-959	304
63-961	304
63-962	304
63-963	304
63-964	304
63-965	304
63-966	304
63-967	304
63-968	304
63-969	304
63-971	304
63-972	304
63-973	304
63-974	304
63-975	304
63-976	304
63-977	304
63-978	304
63-979	304
63-980	304
63-981	304
63-982	304
63-983	304
63-984	304
63-985	304
63-986	304
63-987	304
63-988	304
63-989	304
63-999	304
6400-10	408
6400-10-12	408
6400-10-8	408
6400-12	408
6400-12-10	408
6400-12-14	408
6400-12-16	408
6400-12-8	408
6400-16	408
6400-16-12	408
6400-16-20	408
6400-2	408
6400-20	408
6400-20-24	408
6400-24-32	408
6400-4	408
6400-4-2	408
6400-4-6	408
6400-4-8	408
6400-5	408
6400-6	408
6400-6-10	408
6400-6-12	408
6400-6-4	408
6400-6-8	408
6400-8	408
6400-8-10	408
6400-8-12	408
6400-8-4	408
6400-8-6	408
6401-10-8	408
6401-12-12	408
6401-12-8	408
6401-16-16	408
6401-20-20	408
6401-4-4	408
6401-6-4	408
6401-6-6	408
6401-8-6	408
6401-8-8	408
6402-O-10-10	408
6402-O-12-12	408
6402-O-4-4	408
6402-O-6-6	408
6402-O-8-8	408
6403-O-12	408
6403-O-6	408
6403-O-8	408
640400	118
640400C	125
6404-10-8	408
6404-12-12	408
6404-4-4	408
6404-6-4	408
6404-6-6	408

Part#	Page
6404-6-8	408
6404-8-8	408
6405-O-10-6	409
6405-O-10-8	409
6405-O-12-12	409
6405-O-12-8	409
6405-O-16-12	409
6405-O-16-16	409
6405-O-20-20	409
6405-O-24-24	409
6405-O-32-32	409
6405-O-4-2	409
6405-O-4-4	409
6405-O-6-4	409
6405-O-6-6	409
6405-O-8-4	409
6405-O-8-6	409
6405-O-8-8	409
640600	118
640600C	125
640800	118
640800C	125
6408-H-O-10	409
6408-H-O-12	409
6408-H-O-14	409
6408-H-O-16	409
6408-H-O-2	409
6408-H-O-20	409
6408-H-O-24	409
6408-H-O-32	409
6408-H-O-4	409
6408-H-O-5	409
6408-H-O-6	409
6408-H-O-8	409
6408-O-10	409
6408-O-12	409
6408-O-14	409
6408-O-16	409
6408-O-2	409
6408-O-20	409
6408-O-24	409
6408-O-4	409
6408-O-5	409
6408-O-6	409
6408-O-8	409
64-100	266
641000	118
641000C	125
64-101	266
64-102	266
64-103	266
64-104	266
64-105	266
64-106	266
64-107	266
64-108	266
64-109	266
6410-O-12-8	409
6410-O-8-4	409
6410-O-8-6	409
6410-O-8-8	409
64-110	266
64-112	266
64-114	266
641200	118
64-122	266
64-123	266
64-124	266
64-126	266
64-127	266
64-130	266
64-131	266
64-133	266
64-134	266
64-136	266
64-137	266
64-138	266
64-140	266
64-141	266
64-142	266
64-145	266
64-146	266
64-148	266
64-160	266
64-161	266
64-162	266
64-163	266
64-164	266
64-165	266
64-166	266
64-167	266
64-168	266
64-169	266
64-170	266
64-171	266
64-180	267
64-181	267
64-182	267
64-183	267
64-184	267
64-185	267
64-186	267
64-187	267
64-188	267
64-189	267
64-190	267
64-191	267
64-192	267
64-200	267
64-201	267
64-202	267
64-203	267
64-204	267
64-205	267
64-206	267
64-207	267
64-208	267
64-209	267
64-210	267
64-211	267
64-250	268
64-251	268
64-252	268
64-253	268
64-254	268
64-255	268
64-256	268
64-257	268
64-258	268
64-259	268
64-260	268
64-261	268
64-262	268
64-268	268
64-269	268
64-273	268
64-276	268
64-279	268
64-280	269
64-282	268
64-283	268
64-286	268
64-289	269
64-291	268
64-298	268
64-299	269
64-300	269
64-301	268
64-303	268
64-306	268
64-316	268
64-317	269
64-318	268
64-319	269
64-322	268
64-327	268
64-328	268
64-330	268
64-334	268
64-336	268
64-343	268
64-351	268
64-363	269
64-364	269
64-383	269
64-384	269
64-385	269
64-386	269
64-390	267
64-391	267
64-392	267
64-393	267
64-394	267
64-395	267
64-396	267
64-397	267
64-398	267
64-399	267
64-400	267
64-410	270
64-411	270
64-412	270
64-413	270
64-414	270
64-415	270
64-416	270
64-417	270
64-418	270
64-419	270
64-420	270
64-421	270
64-422	270
64-430	270
64-431	270
64-432	270
64-433	270
64-434	270
64-435	270
64-436	270
64-437	270
64-438	270
64-439	270
64-440	270
64-441	270
64-442	270
64-443	270
64-444	270
64-445	270
64-446	270
64-447	270
64-448	270
64-449	270
64-450	270
64-451	270
64-452	270
64-453	270
64-454	270
64-456	270
64-457	270
64-458	270
64-459	270
64-460	270
64-461	270
64-462	270
64-463	270
64-464	270
64-465	270
64-470	272
64-471	272
64-472	272
64-473	272
64-474	272
64-475	272
64-476	272
64-477	272
64-478	272
64-479	272
64-480	272
64-481	272
64-482	272
64-486	270
64-500	271
64-501	271
64-502	271
64-503	271
64-504	271
64-505	271
64-506	271
64-507	271
64-508	271
64-509	271
64-510	271
64-511	271
64-512	271
64-513	271
64-514	271
64-515	271
64-516	271
64-517	271
64-518	271
64-519	271
64-520	271
64-521	271
64-522	271
64-523	271
64-524	271
64-525	271
64-526	271
64-527	271
64-528	271
64-529	271
64-530	271
64-531	271
64-532	271
64-533	271
64-534	271
64-535	271
64-537	271
64-538	271
64-539	271
64-540	271
64-541	271
64-542	271
64-543	271
64-545	271
64-546	271
64-547	271
64-549	271
64-550	271
64-551	271
64-552	271
64-553	271
64-600	272
64-601	272
64-602	272
64-603	272
64-604	272
64-605	272
64-606	272
64-607	272
64-608	272
64-609	272
64-610	272
64-611	272
64-651	272
64-652	272
64-653	272
64-654	272
64-655	272
64-656	272
64-657	272
64-658	272
64-659	272
64-660	272
64-661	272
64-692	273
64-693	273
64-694	273
64-695	273
64-696	273
64-697	273
64-729	268
64-733	269
64-770	263
64-771	263
64-772	263
64-773	263
64-773H	263
64-774	263
64-774H	263
64-775	263
64-775H	263
64-776	263
64-776H	263
64-777	263
64-777H	263
64-778	263
64-778H	263
64-779	263
64-780	263
64-780H	263
64-781	263
64-781H	263
6500-10	410
6500-12	410
6500-16	410
6500-24	410
6500-4	410
6500-6	410
6500-8	410
6501-10-8	410
6501-12-12	410
6501-16-16	410
6501-4-4	410
6501-6-6	410
6501-8-8	410
6502-10	410
6502-12	410
6502-16	410
6502-4	410
6502-6	410
6502-8	410
6503-12-12	410
6503-4-4	410
6503-6-6	410
6503-8-8	410

Part#	Page
650400	118
650400C	125
6504-10-10	410
6504-12-12	410
6504-16-16	410
6504-20-20	410
6504-4-4	410
6504-6-6	410
6504-8-8	410
6505-12-12	410
6505-16-16	410
6505-24-24	410
6505-4-2	410
6505-4-4	410
6505-4-6	410
6505-6-4	410
6505-6-6	410
6505-8-6	410
6505-8-8	410
650600	118
650600C	125
6506-10-6	411
6506-12-12	411
6506-16-16	411
6506-20-20	411
6506-4-2	411
6506-4-4	411
6506-6-4	411
6506-6-6	411
6506-6-8	411
6506-8-6	411
6506-8-8	411
650800	118
650800C	125
65-100	266
65-101	266
65-102	266
65-103	266
65-104	266
65-105	266
65-106	266
65-107	266
65-108	266
65-109	266
65-110	266
65-112	266
65-114	266
65-115	266
65-122	266
65-123	266
65-124	266
65-126	266
65-127	266
65-130	266
65-131	266
65-133	266
65-134	266
65-136	266
65-137	266
65-138	266
65-140	266
65-141	266
65-142	266
65-145	266
65-146	266
65-148	266
65-150	266
65-151	266
65-160	266
65-161	266
65-162	266
65-163	266
65-164	266
65-165	266
65-166	266
65-167	266
65-168	266
65-169	266
65-170	266
65-171	266
65-180	267
65-181	267
65-182	267
65-183	267
65-184	267
65-185	267
65-186	267
65-187	267
65-188	267
65-189	267
65-190	267
65-191	267
65-192	267
65-194	267
65-200	267
65-201	267
65-202	267
65-203	267
65-204	267
65-205	267
65-206	267
65-207	267
65-208	267
65-209	267
65-210	267
65-211	267
65-250	268
65-251	268
65-252	268
65-253	268
65-254	268
65-255	268
65-256	268
65-257	268
65-258	268
65-259	268
65-260	268
65-261	268
65-262	268
65-264	268
65-268	268
65-269	268
65-273	268
65-276	268
65-279	268
65-280	269
65-282	268
65-283	268
65-286	268
65-287	269
65-288	269
65-289	269
65-291	268
65-292	269
65-293	269
65-294	269
65-295	269
65-296	269
65-297	269
65-298	268
65-299	269
65-300	269
65-301	268
65-303	268
65-305	269
65-306	268
65-309	269
65-310	269
65-312	269
65-313	269
65-316	268
65-317	269
65-318	268
65-319	269
65-322	268
65-327	268
65-328	268
65-330	268
65-334	268
65-336	268
65-342	268
65-343	268
65-346	269
65-347	269
65-349	269
65-351	268
65-359	268
65-363	269
65-364	269
65-372	269
65-375	269
65-377	269
65-383	269
65-384	269
65-385	269
65-386	269
65-387	269
65-388	269
65-390	267
65-391	267
65-392	267
65-393	267
65-394	267
65-395	267
65-396	267
65-397	267
65-398	267
65-399	267
65-400	267
65-401	267
65-410	270
65-411	270
65-412	270
65-413	270
65-414	270
65-415	270
65-416	270
65-417	270
65-418	270
65-419	270
65-420	270
65-421	270
65-422	270
65-430	270
65-431	270
65-432	270
65-433	270
65-434	270
65-435	270
65-436	270
65-437	270
65-438	270
65-439	270
65-440	270
65-441	270
65-442	270
65-443	270
65-444	270
65-445	270
65-446	270
65-447	270
65-448	270
65-449	270
65-450	270
65-451	270
65-452	270
65-453	270
65-454	270
65-456	270
65-457	270
65-458	270
65-459	270
65-460	270
65-461	270
65-462	270
65-463	270
65-464	270
65-465	270
65-470	272
65-471	272
65-472	272
65-473	272
65-474	272
65-475	272
65-476	272
65-477	272
65-478	272
65-479	272
65-480	272
65-481	272
65-482	272
65-486	270
65-491	270
65-500	271
65-501	271
65-502	271
65-503	271
65-504	271
65-505	271
65-506	271
65-507	271
65-508	271
65-509	271
65-510	271
65-511	271
65-512	271
65-513	271
65-514	271
65-515	271
65-516	271
65-517	271
65-518	271
65-519	271
65-520	271
65-521	271
65-522	271
65-523	271
65-524	271
65-525	271
65-526	271
65-527	271
65-528	271
65-529	271
65-530	271
65-531	271
65-532	271
655320	118
655320C	125
65-533	271
65-534	271
65-535	271
65-537	271
65-538	271
65-539	271
65-540	271
65-541	271
65-542	271
65-543	271
65-544	271
65-545	271
65-546	271
65-547	271
65-549	271
65-550	271
65-551	271
65-552	271
65-553	271
65-555	271
65-600	272
65-601	272
65-602	272
65-603	272
65-604	272
65-605	272
65-606	272
65-607	272
65-608	272
65-609	272
65-610	272
65-611	272
65-621	273
65-622	273
65-623	273
65-650	272
65-651	272
65-652	272
65-653	272
65-654	272
65-655	272
65-656	272
65-657	272
65-658	272
65-659	272
65-660	272
65-661	272
65-662	272
65-664	272
65-692	273
65-693	273
65-694	273
65-695	273
65-696	273
65-697	273
65-721	268
65-733	269
65-770	263
65770API	264
65-771	263
65771API	264
65-771H	263
65-772	263
65772API	264
65-772H	263
65-773	263
65773API	264
65-773H	263
65-774	263
65774API	264
65-774H	263
65-775	263
65775API	264
65-775H	263
65-776	263
65776API	264
65-776H	263
65-777	263

Part#	Page
65777API	264
65-777H	263
65-778	263
65778API	264
65-778H	263
65-779	263
65779API	264
65-779H	263
65-780	263
65780API	264
65-780H	263
65-781	263
65781API	264
65-781H	263
65-782	263
65782API	264
65-783	263
65783API	264
65784API	264
66000	308
66001	308
6600-10	411
6600-12	411
6600-16	411
66002	308
6600-20	411
66003	308
66004	308
6600-4-4	411
66005	308
66006	308
6600-6-6	411
66007	308
66008	308
6600-8-8	411
66009	308
66010	308
66011	308
66012	308
66013	308
66-015	306
66-015	308
6602-12	411
6602-16	411
6602-24	411
6602-4	411
6602-5	411
6602-6	411
6602-8	411
660402	119
660402C	125
660404	119
660404C	125
660406C	125
660602	119
660602C	125
660604	119
660604C	125
660606	119
660606C	125
660608C	125
660802C	125
660804	119
660804C	125
660806	119
660806C	125
660808	119
660808C	125
66-470	274
66-471	274
66-472	274
66-473	274
66-474	274
66-475	274
66-476	274
66-477	274
66-478	274
66-500	274
66-501	274
66-502	274
66-503	274
66-504	274
66-505	274
66-506	274
66-507	274
66-508	274
66-509	274
66-510	274
66-511	274
66-512	274
66-513	274
66-630	275
66-631	275
66-632	275
66-633	275
66-634	275
66-635	275
66-636	275
66-637	275
66-638	275
66-653	274
66-654	274
66-655	274
66-656	274
66-657	274
66-658	274
66-670	274
66-671	274
66-672	274
66-700	275
66-701	275
66-702	275
66-704	275
66-705	275
66-708	275
66-709	275
66-712	275
66-713	275
66-760	275
66-761	275
66-762	275
66-763	275
66-764	275
66-765	275
66-766	275
66-767	275
66-768	275
66-769	275
66-770	274
66-771	274
66-772	274
66-773	274
66-774	274
66-775	274
66-776	274
66-777	274
66-778	274
67-470	274
67-471	274
67-472	274
67-473	274
67-474	274
67-475	274
67-476	274
67-477	274
67-500	274
67-501	274
67-502	274
67-503	274
67-504	274
67-505	274
67-506	274
67-507	274
67-508	274
67-509	274
67-510	274
67-511	274
67-512	274
67-513	274
67-514	274
67-630	275
67-631	275
67-632	275
67-633	275
67-634	275
67-635	275
67-636	275
67-637	275
67-638	275
67-653	274
67-654	274
67-655	274
67-656	274
67-657	274
67-658	274
67-669	274
67-670	274
67-671	274
67-672	274
67-700	275
67-701	275
67-702	275
67-703	275
67-704	275
67-705	275
67-707	275
67-708	275
67-709	275
67-711	275
67-712	275
67-713	275
67-760	275
67-761	275
67-762	275
67-763	275
67-764	275
67-765	275
67-766	275
67-767	275
67-768	275
67-769	275
67-770	274
67-771	274
67-772	274
67-773	274
67-774	274
67-775	274
67-776	274
67-777	274
67-778	274
6801-NWO-10	412
6801-NWO-10-8	412
6801-NWO-12	412
6801-NWO-12-10	412
6801-NWO-12-16	412
6801-NWO-16	412
6801-NWO-20	412
6801-NWO-4	412
6801-NWO-4-6	412
6801-NWO-6	412
6801-NWO-6-4	412
6801-NWO-8	412
6801-NWO-8-10	412
6801-NWO-8-12	412
6801-NWO-8-6	412
6802-NWO-10	412
6802-NWO-10-8	412
6802-NWO-12	412
6802-NWO-16	412
6802-NWO-2	412
6802-NWO-20	412
6802-NWO-24	412
6802-NWO-4	412
6802-NWO-6	412
6802-NWO-8	412
6802-NWO-8-10	412
6802-NWO-8-6	412
680302	119
6803-NWO-10	412
6803-NWO-12	412
6803-NWO-16	412
6803-NWO-4	412
6803-NWO-6	412
6803-NWO-8	412
680402	119
680402C	126
680404	119
680404C	126
680406	119
680406C	126
680421	119
6804-NWO-10	412
6804-NWO-12	412
6804-NWO-16	412
6804-NWO-4	412
6804-NWO-6	412
6804-NWO-8	412
6805-NWO-10-8	412
6805-NWO-12-12	412
6805-NWO-12-8	412
6805-NWO-16-16	412
6805-NWO-4-4	412
6805-NWO-6-6	412
6805-NWO-8-8	412
680602	119
680602C	126
680604	119
680604C	126
680606	119
680606C	126
680608	119
680608C	126
6806-NWO-12-12	413
6806-NWO-16-16	413
6806-NWO-4-4	413
6806-NWO-6-6	413
6806-NWO-8-8	413
680804	119
680804C	126
680806	119
680806C	126
680808	119
680808C	126
6809-NWO-12-12	413
6809-NWO-4-4	413
6809-NWO-6-6	413
6809-NWO-8-8	413
681006	119
681006C	126
681008	119
681008C	126
681208	119
681208C	126
681212	119
6815-NWO-10-10	413
6815-NWO-12-12	413
6815-NWO-4-4	413
6815-NWO-6-6	413
6815-NWO-8-8	413
685320	119
685321	119
685322	119
6900-O-10-12	413
6900-O-10-8	413
6900-O-12-12	413
6900-O-12-8	413
6900-O-16-16	413
6900-O-4-2	413
6900-O-4-4	413
6900-O-6-4	413
6900-O-6-6	413
6900-O-6-8	413
6900-O-8-12	413
6900-O-8-6	413
6900-O-8-8	413
6901-NWO-10-6	413
6901-NWO-10-8	413
6901-NWO-12-12	413
6901-NWO-12-6	413
6901-NWO-12-8	413
6901-NWO-16-12	413
6901-NWO-16-16	413
6901-NWO-20-20	413
6901-NWO-4-4	413
6901-NWO-6-4	413
6901-NWO-6-6	413
6901-NWO-6-8	413
6901-NWO-8-12	413
6901-NWO-8-4	413
6901-NWO-8-6	413
6901-NWO-8-8	413
6902-NWO-10-8	414
6902-NWO-12-12	414
6902-NWO-12-8	414
6902-NWO-16-16	414
6902-NWO-4-4	414
6902-NWO-6-4	414
6902-NWO-6-6	414
6902-NWO-8-8	414
690302	120
690402	120
690402S	120
690402SC	126
690404	120
690404S	120
690404SC	126
690406	120
690406S	120
690406SC	126
690602	120
690602S	120
690602SC	126
690604	120
690604S	120
690604SC	126
690606	120
690606S	120
690606SC	126
690608	120
690608S	120
690608SC	126
690804	120
690804S	120
690804SC	126
690806	120
690806S	120

Part#	Page
690806SC	126
690808	120
690808S	120
690808SC	126
691006	120
691006S	120
691006SC	126
691008	120
691008S	120
691008SC	126
69-101	276
69-102	276
69-103	276
69-104	276
69-105	276
69-106	276
69-107	276
69-108	276
691208	120
691208S	120
691208SC	126
691212	120
691212S	120
69-161	276
69-162	276
69-163	276
69-164	276
69-165	276
69-166	276
69-167	276
69-168	276
69-181	276
69-182	276
69-183	276
69-184	276
69-185	276
69-186	276
69-187	276
69-188	276
69-252	276
69-253	276
69-254	276
69-255	276
69-256	276
69-257	276
69-258	276
69-411	276
69-412	276
69-413	276
69-414	276
69-415	276
69-416	276
69-417	276
69-418	276
69-432	277
69-434	277
69-435	277
69-438	277
69-441	277
69-442	277
69-471	277
69-472	277
69-473	277
69-474	277
69-475	277
69-476	277
69-477	277
69-478	277
695302	120
695322	120
695322S	120
695322SC	126
69-600	277
69-601	277
69-602	277
69-603	277
69-604	277
69-605	277
69-606	277
69-607	277
69-608	277
7000-10-12	418
7000-10-8	418
7000-12-12	418
7000-12-8	418
7000-16-16	418
7000-20-20	418
7000-4-2	418
7000-4-4	418
7000-6-4	418
7000-6-6	418
7000-6-8	418
7000-8-12	418
7000-8-6	418
7000-8-8	418
7002-10-8	419
7002-12-12	419
7002-12-16	419
7002-16-16	419
7002-4-2	419
7002-4-4	419
7002-4-6	419
7002-4-8	419
7002-6-4	419
7002-6-6	419
7002-6-8	419
7002-8-12	419
7002-8-6	419
7002-8-8	419
700402	121
700402SC	126
700404	121
700404S	121
700404SC	126
700406	121
700406SC	126
7005-10-18	420
7005-10-20	420
7005-10-22	420
7005-12-22	420
7005-12-27	420
7005-4-10	420
7005-4-12	420
7005-4-14	420
7005-4-18	420
7005-5-12	420
7005-5-14	420
7005-6-14	420
7005-6-16	420
7005-6-18	420
7005-8-16	420
7005-8-18	420
7005-8-22	420
700602	121
700604	121
700604SC	126
700606	121
700606SC	126
700608SC	126
700806	121
700806SC	126
700808	121
700808SC	126
7022-10-8	420
7022-12-12	420
7022-16-16	420
7022-4-2	420
7022-4-4	420
7022-6-4	420
7022-6-6	420
7022-8-6	420
7022-8-8	420
7025-10-22	421
7025-12-27	421
7025-16-33	421
7025-4-10	421
7025-4-12	421
7025-5-12	421
7025-6-14	421
7025-6-16	421
7025-8-16	421
7042-12-12	420
7042-16-16	420
7042-2-2	420
7042-4-2	420
7042-4-4	420
7042-6-6	420
7042-8-8	420
7045-12-27	421
7045-16-33	421
7045-2-10	421
7045-4-12	421
7045-4-14	421
7045-6-12	421
7045-6-16	421
7045-6-18	421
7045-8-16	421
7045-8-18	421
7045-8-22	421
710402	121
710402S	122
710402SC	127
710404	121
710404S	122
710404SC	127
71040604	121
710604	121
71060404	121
71060406	121
710604S	122
710604SC	127
710606	121
710606S	122
710606SC	127
710608	121
710608SC	127
710804S	122
710806	121
710806S	122
710806SC	127
710808S	122
7200-12-12	418
7200-16-16	418
7200-4-2	418
7200-4-4	418
7200-6-4	418
7200-6-6	418
7200-6-8	418
7200-8-6	418
7200-8-8	418
7202-NWO-10-8	419
7202-NWO-12-12	419
7202-NWO-12-16	419
7202-NWO-16-16	419
7202-NWO-4-2	419
7202-NWO-4-4	419
7202-NWO-6-4	419
7202-NWO-6-6	419
7202-NWO-6-8	419
7202-NWO-8-12	419
7202-NWO-8-6	419
7202-NWO-8-8	419
720302	122
720402	122
720402S	123
720402SC	127
720404	122
720404S	123
720404SC	127
720406SC	127
7205-NWO-10-18	421
7205-NWO-4-10	421
7205-NWO-4-12	421
7205-NWO-4-14	421
7205NWO-5-12	421
7205-NWO-6-14	421
7205-NWO-6-16	421
7205-NWO-8-16	421
7205-NWO-8-18	421
7205-NWO-8-22	421
720602S	123
720604	122
72060404	122
720604S	123
720604SC	127
720606	122
720606S	123
720606SC	127
720804	122
720804S	123
720806	122
720806S	123
720806SC	127
720808	122
720808S	123
720808SC	127
72100808	122
7240-10	419
7240-12	419
7240-16	419
7240-4	419
7240-6	419
7240-8	419
73-003	309
73-004	309
73-005	309
73-006	309
73-007	309
73-008	309
73-009	309
73-010	309
73-011	309
73-023	309
73-024	309
73-025	309
73-026	309
73-027	309
73-028	309
73-029	309
73-030	309
73-031	309
73-033	309
73-035	309
73-036	309
73-037	309
73-038	309
73-039	309
73-040	309
73-041	309
73-043	309
73-044	309
73-045	309
73-046	309
73-047	309
73-048	309
73-049	309
73-050	309
73-051	309
73-056	309
73-057	309
73-058	309
73-059	309
73-060	309
73-063	309
73-064	309
73-065	309
73-066	309
73-067	309
73-068	309
73-069	309
73-070	309
73-071	309
73-200B	333
73-200N5	332
73-200U	333
73-201B	333
73-201G	333
73-201U	333
73-203B	333
73-203B1	333
73-203B5	333
73-203G	333
73-203G1	333
73-203G5	333
73-203N1	332
73-203N5	332
73-203O	333
73-203R	333
73-203R1	333
73-203R5	333
73-203U	333
73-203U1	333
73-203U5	333
73-203W	333
73-203Y	333
73-204B	333
73-204G	333
73-204N5	332
73-204U	333
73-204Y	333
73-205B	333
73-205B5	333
73-205G	333
73-205R	333
73-205U	333
73-205Y	333
73-206B	333
73-206B1	333
73-206B5	333
73-206G	333
73-206N1	332
73-206N5	332
73-206R	333
73-206R5	333
73-206U	333
73-206U5	333
73-206W	333
73-206Y	333
73-207B	333
73-207B5	333
73-207G	333
73-207N5	332
73-207R	333
73-207U	333
73-207W	333
73-207W5	333

Part#	Page
73-207Y	333
73-208B	333
73-230B	334
73-231B	334
73-232B	334
73-232N5	334
73-233B	334
73-238B	334
73-238U	334
73-341B	331
73-341R	331
73-341U	331
73-343B	331
73-343R	331
73-343U	331
73-345B	331
73-345R	331
73-345U	331
73-346B	331
73-346R	331
73-346U	331
73-670	307
73-671	307
73-672	307
73-673	307
73-674	307
73-951	27
73-951	244
73-952	27
73-952	244
73-953	27
73-953	244
73-954	27
73-954	244
73-955	27
73-955	244
73-956	27
73-956	244
73-957	27
73-957	244
73-958	27
73-958	244
73-959	27
73-959	244
73-960	27
73-960	244
73-961	244
73-970	27
73-970	244
73-971	27
73-971	244
73-972	27
73-972	244
73-973	27
73-973	244
73-974	27
73-974	244
73-975	27
73-975	244
73-976	27
73-976	244
73-977	27
73-977	244
73-979	27
73-979	244
73-980	27
73-980	244
73-981	27
73-981	244
73-982	27
73-982	244
73-983	307
73-984	307
73-985	307
73-986	307
73-987	307
7420-10-8	418
7420-12-12	418
7420-12-8	418
7420-16-12	418
7420-16-16	418
7420-2-2	418
7420-4-2	418
7420-6-4	418
7420-6-6	418
7420-8-6	418
7420-8-8	418
7425-10	419
7425-12	419
7425-16	419
7425-2	419
7425-4	419
7425-8	419
7520-10-10	418
7520-12-12	418
7520-2-2	418
7520-4-4	418
7520-6-6	418
7520-8-8	418
770402	123
770402C	127
770404	123
770404C	127
770604	123
770604C	127
77-100	283
77-101	283
77-102	283
77-104	283
77-107	283
77-108	283
77-110	283
77-113	283
77-114	283
77-116	283
77-124	283
77-125	283
77-126	283
77-127	283
77-128	283
77-129	283
77-130	283
77-131	283
77-132	283
77-139	283
77-140	283
77-141	283
77-142	283
77-143	283
77-144	283
77-145	283
77-154	283
77-155	283
77-156	283
77-157	283
77-158	283
77-159	283
77-160	283
77-161	284
77-162	284
77-163	284
77-164	284
77-165	284
77-166	284
77-167	284
77-168	284
77-169	284
77-170	284
77-177	284
77-178	284
77-179	284
77-180	284
77-181	284
77-182	284
77-183	284
77-184	284
77-185	284
77-201	284
77-202	284
77-203	284
77-204	284
77-205	284
77-206	284
77-207	284
77-208	284
77-209	284
77-210	284
77-219	284
77-220	284
77-222	284
77-223	284
77-224	284
77-225	284
77-226	284
77-227	284
77-238	285
77-240	285
77-241	285
77-242	285
77-244	285
77-252	285
77-253	285
77-254	285
77-255	285
77-256	285
77-258	285
77-262	285
77-263	285
77-265	285
77-267	285
77-268	285
77-269	285
77-270	285
77-271	285
77-272	285
77-273	285
77-275	285
77-276	285
77-277	285
77-280	285
77-291	285
77-292	285
77-293	285
77-294	285
77-295	285
77-296	285
77-297	285
77-298	285
77-300	285
77-303	286
77-306	286
77-307	286
77-308	286
77-309	286
77-311	286
77-312	286
77-314	286
77-318	286
77-322	286
77-331	286
77-333	286
77-334	286
77-335	286
77-336	286
77-337	286
77-341	287
77-343	287
77-345	287
77-346	287
77-347	287
77-349	287
77-352	285
77-354	285
77-355	285
77-357	285
77-358	285
77-359	285
77-360	285
77-361	285
77-363	285
77-365	285
77-393	286
77-394	286
77-395	286
77-398	286
77-401	286
77-402	287
77-406	287
77-410	287
77-413	287
77-419	287
77-420	287
77-423	287
77-424	287
77-429	287
77-430	287
77-431	287
77-432	287
77-433	287
77-434	287
77-435	287
77-436	287
77-437	287
77-453	287
77-454	287
77-455LF	287
77-456LF	287
77-457LF	287
77-461	287
77-462	287
77-463	287
77-464	287
77-467	288
77-468	288
77-470	288
77-473	288
77-481	288
77-483	288
77-485	288
77-486	288
77-488	288
77-489	288
77-490	288
77-493	288
77-496	288
77-498	288
77-499	288
77-501	288
77-504	288
77-506	288
77-507	288
77-508	288
77-514	288
77-518	288
77-519	288
77-522	288
77-523	288
77-543	288
77-547	288
77-548	288
77-549	288
77-606LF	287
77-607LF	287
77-608LF	287
7802-12	419
7802-16	419
7802-4	419
7802-6	419
7802-8	419
7825-12	419
7825-16	419
7825-2	419
7825-4	419
7825-6	419
7825-8	419
80-001	362
80-002	362
80-003	362
80-004	362
80-005	362
80-006	362
80-007	362
80-020	362
80-031	362
80-032	362
80-033	362
80-034	362
80-035	362
80-036	362
80-061	363
80-062	363
80-063	363
80-064	363
80-065	363
80-066	363
80-067	363
80-068	363
80-069	363
80-080	363
80-081	363
80-100	363
80-101	363
80-102	363
80-103	363
80-104	363
80-105	363
80-201	363
80-202	363
80-203	363
80-204	363
80-205	363
80-206	363
80-207	363
80-208	363
80-209	363
80-301	362
80-302	362
80-303	362
80-304	362
80-305	362
80-306	362
80-307	362
80-331	362
80-332	362
80-333	362
80-334	362

Part#	Page
80-335	362
80-336	362
80-463	363
80-501	362
80-502	362
80-503	362
80-504	362
80-505	362
80-506	362
80-511	362
80-512	362
80-513	362
80-514	362
80-515	362
80-516	362
80-601	363
80-602	363
80-603	363
80-604	363
80-605	363
80-606	363
80-611	363
80-612	363
80-613	363
80-614	363
80-615	363
80-616	363
820400	123
820400C	128
820600	123
820600C	128
820800	123
820800C	128
821000	123
821000C	128
830808	123
840-1088	317
840-131	317
840-150	317
840-175	317
840-188	317
840-200	317
840-225	317
840-238	317
840-250	317
840-256	317
840-263	317
840-275	317
840-288	317
840-300	317
840-312	317
840-325	317
840-350	317
840-375	317
840-382	317
840-400	317
840-425	317
840-450	317
840-475	317
840-500	317
840-525	317
840-550	317
840-575	317
840-600	317
840-625	317
840-650	317
840-675	317
840-700	317
840-750	317
840-800	317
840-850	317
840-888	317
841-004	320
841-005	320
841-040	320
841-045	320
841-050	320
841-175	320
841-200	320
841-250	320
841-300	320
841-350	320
841-400	320
841-450	320
841-500	320
842-010	319
842-012	319
842-016	319
842-020	319
842-024	319
842-200	319
842-250	319
842-300	319
842-350	319
842-400	319
842-450	319
842-500	319
843-321	319
843-382	319
843-388	319
843-450	319
843-461	319
843-475	319
843-525	319
843-588	319
844-213	318
844-225	318
844-238	318
844-250	318
844-263	318
844-275	318
844-300	318
844-306	318
844-313	318
844-325	318
844-338	318
844-350	318
844-356	318
844-363	318
844-375	318
844-406	318
844-413	318
844-425	318
844-456	318
844-500	318
844-525	318
844-600	318
844-625	318
845-200	321
845-300	321
845-350	321
845-400	321
845-500	321
845-500SS	321
845-600	321
846-200	321
846-250	321
846-275	321
846-300	321
846-350	321
846-400	321
846-500	321
847-200	321
847-250	321
847-275	321
847-300	321
847-350	321
847-400	321
847-500	321
847-600	321
848-200	321
848-225	321
848-250	321
848-275	321
848-300	321
848-350	321
848-400	321
848-500	321
848-600	321
848-700	321
8555-H-10	421
8555-H-12	421
8555-H-14	421
8555-H-16	421
8555-H-18	421
8555-H-20	421
8555-H-22	421
8555-H-26	421
8555-H-30	421
8555-P-10	421
8555-P-12	421
8555-P-14	421
8555-P-16	421
8555-P-18	421
8555-P-20	421
8555-P-22	421
8555-P-26	421
8555-P-30	421
86.51	225
86.51	225
86-001	342
86-002	342
86-005	342
86-006	342
86-012	342
86-013	342
86-017	342
86-018	342
86-020	342
86-022	342
86-030	341
86-030RG	342
86-030SS	341
86-031	341
86-031RG	342
86-031SS	341
86-032	341
86-035	341
86-035RG	342
86-035SS	341
86-036	341
86-036RG	342
86-036SS	341
86-037	341
86-040	341
860402	123
860402C	128
860404	123
860404C	128
86-040SS	341
86-041	341
86-041SS	341
86-042	341
86-045	341
86-045SS	341
86-046	341
86-046SS	341
86-047	341
860604	123
860604C	128
860606	123
860606C	128
860806C	128
860808	123
860808C	128
87001	354
87002	354
87003	354
87004	354
87008	354
87009	354
87020	354
87021	354
87023	354
87-400	359
87-402	359
87-404	359
87-406	359
87-408	360
87-410	360
87-412	360
87-414	361
87-416	361
87-418	361
87-420	361
87-422	361
88-024	327
88-028	327
88-032	327
88-038	327
88-050	327
88-056	327
88-065	327
88-075	327
88-085	327
88-095	327
88-112	327
89-024	327
89-028	327
89-032	327
89-038	327
89-044	327
89-050	327
89-056	327
89-065	327
89-075	327
89-085	327
89-095	327
89-112	327
899000	208
899001	208
899002	208
899003	208
899004	208
899005	208
899050	208
899051	208
899052	208
899053	208
899054	208
899055	208
90-001	278
90-002	278
90-003	278
90-004	278
90-005	278
90-006	278
90-007	278
90-008	278
90-009	278
90-010	278
90-011	278
90-100	279
90-102	279
90-103	279
90-104	279
90-105	279
90-106	279
90-107	279
90-108	279
90-109	279
90-110	279
90-111	279
90-114	279
90-115	279
90-116	279
90-117	279
90-118	279
90-119	279
90-120	279
90-121	279
90-122	279
90-123	279
90-124	279
90-125	279
90-126	279
90-127	279
90-128	279
90-129	279
90-130	279
90-131	279
90-132	279
90-133	279
90-140	279
90-141	279
90-150	279
90-152	279
90-212	278
90-213	278
90-215	278
91-007	278
91-008	278
91-009	278
91-010	278
91-011	278
91-707	335
92-010	327
92-011	327
92-012	327
92-013	327
92-014	327
92-015	327
92-016	327
92-017	327
92-102	279
92-107	279
92-108	279
92-109	279
92-110	279
92-111	279
92-114	279
92-115	279
92-116	279
92-119	279
92-120	279
92-121	279
92-122	279
92-123	279
92-128	279
93-001	278
93-008	327
93-009	327
93-011	327
93-013	327
93-014	327
93-016	327

Part#	Page
93-017	327
93-113	278
93-121	278
93-122	278
93-123	278
93-124	278
93-125	278
93-127	278
93-128	278
93-129	278
93-130	278
93-131	278
93-139	278
93-212	278
935044LF	163
935045LF	163
940-121	186
940-122	186
940-123	186
940-130	188
940-130LF	168
940-131	188
940-131LF	168
940-132	188
940-132LF	168
940-133	188
940-133LF	168
940-134	188
940-134LF	168
940-135	188
940-135LF	168
940-136	188
940-136LF	168
940-137	188
940-137LF	168
940-138	188
940-139	188
940-140	188
940-142LF	168
940-143LF	168
940-144LF	168
940-145LF	168
940-146LF	168
940-147LF	168
940-171	169
940-171L	170
940-171LF	166
940-171T	171
940-172	169
940-172L	170
940-172LF	166
940-172T	171
940-173	169
940-173L	170
940-173LF	166
940-173T	171
940-174	169
940-174L	170
940-174LF	166
940-174T	171
940-175	169
940-175L	170
940-175LF	166
940-176	169
940-176L	170
940-176LF	166
940-177	169
940-177L	170
940-177LF	166
940-178	169
940-178L	170
940-178LF	166
940-179	169
940-179LF	166
940-180	169
940-180LF	166
940-181	169
940-181LF	166
940-212LF	167
940-213LF	167
940-214LF	167
940-215LF	167
940-216LF	167
940-217LF	167
940-284	208
940-285	208
940-286	208
940-287	208
940-288	208
940-289	208
940-291	208
940-292	208
940-294	208
940-295	208
940-296	208
940-297	208
940-298	208
940-299	208
940-300	208
940-301	208
940-302	208
940-325	209
940-326	209
940-327	209
940-328	209
940-329	209
940-330	209
940-331	209
940-332	209
940-333	209
940-334	209
940-335	209
940-336	209
940-352	191
940-352B	191
940-352LF	168
940-353	191
940-353B	191
940-353LF	168
940-354	191
940-354B	191
940-354LF	168
940-355	191
940-355B	191
940-355LF	168
940-356	191
940-356B	191
940-356LF	168
940-357	191
940-357B	191
940-357LF	168
940-358	191
940-359	191
940-360	191
940-362LF	168
940-363LF	168
940-364LF	168
940-365LF	168
940-366LF	168
940-367LF	168
940-461	186
940-462	186
940-464	186
940-465	186
940-521	190
940-522	190
940-523	190
940-523LF	168
940-524	190
940-525	190
940-526	190
940-527	190
940-528	190
940-529	190
940-530	190
940-800	351
940-801	351
940-803	351
940-804	351
940-805	351
940-806	351
940-810	352
940-811	352
940-812	352
940-813	352
940-814	352
940-815	352
940-822	352
940-823	352
940-824	352
940-825	352
940-826	352
940-827	352
940-840	352
940-841	352
940-842	352
940-843	352
940-844	352
940-845	352
940-846	352
940-847	352
940-848	352
941-121NP	173
941-122NP	173
941-123NP	173
941-124NP	173
941-125NP	173
941-126NP	173
941-127NP	173
941-128NP	173
941-133	189
941-134	189
941-135	189
941-136	189
941-137	189
941-138	189
941-140	189
941-141	189
941151LF	165
941151NP	172
941152LF	165
941152NP	172
941153LF	165
941153NP	172
941154LF	165
941154NP	172
941155LF	165
941155NP	172
941156LF	165
941156NP	172
941157LF	165
941157NP	172
941158LF	165
941158NP	172
941163LF	165
941164LF	165
941165LF	165
941166LF	165
941167LF	165
941168LF	165
942-100	187
942-101	187
942-102	187
942-142	187
942-170	187
942-171	187
942-208	174
942-209	174
942-210	174
943-200	174
943-201	174
943-202	174
943-203	174
943-204	174
943-205	174
943-206	174
943-207	174
943-212	181
943-213	181
943-233LF	167
943-234LF	167
943-235LF	167
943-236LF	167
943-237LF	167
943-238LF	167
943-284	187
943-287	187
943-311	181
943-312	181
943-313	181
943331	181
943332	181
943342	181
943343	181
943344	181
943345	181
943347	181
943348	181
943350	181
943351	181
943-612LF	166
943-613LF	166
943-614LF	166
943-615LF	166
943-616LF	166
943-617LF	166
944-100	185
944-101	185
944-102	185
944-103	185
944-104	185
944-106	185
944-107	185
944-109	185
944-110	185
944-112	185
944-113	185
944-116	185
944-117	185
944-128	185
944-130	185
944-132	185
944-134	185
944-134LF	158
944-134LF	185
944-135	185
944-136	185
944-138	185
944-139	185
944-140	185
944-142	185
944-142LF	158
944-142LF	185
944-401	193
944-402	193
944-402V	193
944-403	193
944-403V	193
944-404	193
944-404V	193
944-405	193
944-405V	193
944-406	193
944-406V	193
944-407	193
944-407V	193
944-408	193
944-408V	193
944-409	193
944-410	193
944-411	193
944-428	192
944-429	192
944-430	192
944-430LF	168
944-431	192
944-431LF	168
944-432	192
944-432LF	168
944-433	192
944-433LF	168
944-434	192
944-434LF	168
944-435	192
944-435LF	168
947-055	187
947-103	179
947-104	179
947-105	179
947-111	179
947-112	179
947-113	179
947-125	180
947-126	180
947-133	187
947-134	187
947-140	192
947-141	192
947-142	192
947-143	192
947-144	192
947-145	192
948-101	176
948-102	176
948-103	176
948-104	176
948-105	176
948-106	176
948-107	176
948-108	176
948-131	180
948-132	180
948-133	180
948-134	180
948-135	180
948-141	180
948-142	180
948-143	180
948-144	180
948-170	175
948-170L	178
948-170T	177
948-171	175
948-171L	178
948-171T	177
948-172	175

Part#	Page
948-172L	178
948-172T	177
948-173	175
948-173L	178
948-173T	177
948-174	175
948-174L	178
948-174T	177
948-175	175
948-175L	178
948-175T	177
948-176	175
948-176L	178
948-176T	177
948-177	175
948-177L	178
948-177T	177
949-101	195
949-102	195
949-103	195
949-104	195
949-105	195
949-106	195
949-107	195
949-108	195
949-111	205
949-112	205
949-113	205
949-114	205
949-115	205
949-116	205
949-117	205
949-118	205
949-121	204
949-122	204
949-123	204
949-124	204
949-125	204
949-126	204
949-127	204
949-128	204
949-161	196
949-162	196
949-163	196
949-164	196
949-165	196
949-166	196
949-167	196
949-168	196
949-170	196
949-171	194
949-172	194
949-173	194
949-174	194
949-175	194
949-176	194
949-177	194
949-178	194
949-180	196
949-253	203
949-254	203
949-255	203
949-256	203
949-257	203
949-258	203
949-303	203
949-304	203
949-305	203
949-306	203
949-307	203
949-308	203
949-353	203
949-354	203
949-355	203
949-356	203
949-357	203
949-358	203
949-401	200
949-402	200
949-403	200
949-404	200
949-405	200
949-406	200
949-407	200
949-408	200
949-430	199
949-431	199
949-432	199
949-441	202
949-442	202
949-443	202
949-444	202
949-445	202
949-446	202
949-447	202
949-448	202
949-451	201
949-452	201
949-453	201
949-454	201
949-455	201
949-471	201
949-472	201
949-473	201
949-474	201
949-475	201
949-481	202
949-482	202
949-483	202
949-484	202
949-485	202
949-486	202
949-487	202
949-488	202
949-521	203
949-522	203
949-523	203
949-524	203
949-525	203
949-526	203
949-527	203
949-528	203
9508-12	418
9508-16	418
9508-2	418
9508-4	418
9508-6	418
9508-8	418
9522-H-12	420
9522-H-16	420
9522-H-2	420
9522-H-4	420
9522-H-6	420
9522-H-8	420
9522-P-12	420
9522-P-16	420
9522-P-2	420
9522-P-4	420
9522-P-6	420
9522-P-8	420
95-300	328
95-301	328
95-302	328
95-303	328
95-304	328
95-305	328
95-306	328
95-307	328
95-308	328
95-309	328
95-310	328
95-311	328
95-312	328
95-313	328
95-314	328
95-315	328
95-316	328
95-317	328
95-318	328
95-319	328
95-320	328
95-321	328
95-322	328
95-323	328
95-324	328
95-325	328
95-326	328
95-327	328
95-328	328
95-329	328
95-330	328
95-331	328
95402	328
95404	328
95406	328
95408	328
95410	328
95414	328
95418	328
95422	328
95424	328
95427	328
95432	328
95433	328
95434	328
95450	383
95451	383
95452	383
95504	328
95506	328
95508	328
95510	328
95512	328
95514	328
95516	328
95518	328
95522	328
95523	328
95524	328
95601	384
95602	384
95603	384
95604	384
95605	384
95606	384
95610	384
95611	384
95612	384
95613	384
95620	385
95621	385
95622	385
95623	385
95624	385
95625	385
95626	385
95627	385
95628	385
95631	368
95640	368
95641	368
96022	327
96027	327
96032	327
96040	327
96050	327
96060	327
96070	327
96080	327
96090	327
96100	327
96110	327
96120	327
96130	327
96140	327
96150	327
96160	327
96-301	328
96-302	328
96-303	328
96-304	328
96-305	328
96-306	328
96-307	328
96-308	328
96-310	328
96-312	328
96-314	328
96-316	328
96-318	328
96-320	328
96-322	328
96-323	328
970-300	228
970-301	228
970-302	228
970-303	228
970-304	228
970-305	228
970-306	228
970-307	228
970-308	228
970-309	228
970-310	228
970-311	228
970-312	228
970-313	228
970-314	228
970-330	228
970-331	228
970-332	228
970-333	228
970-700	228
970-701	228
970-702	228
970-703	228
970-704	228
970-705	228
970-706	228
970-707	228
972-171	336
972-172	336
972-173	336
972-180	336
972-181	336
972-182	336
972-183	336
972-184	336
972-185	336
972-186	336
972-187	336
972-190	336
972-191	336
972-192	336
972-193	336
972-194	336
972-195	336
973-200	332
973-201	332
973-203	332
973-204	332
973-205	332
973-206	332
973-207	332
973-208	332
973-210	332
973-211	332
973-215	335
973-216	335
973-217	335
973-219	335
973-221	335
973-223	335
973-224	335
973-230	334
973-231	334
973-232	334
973-233	334
973-234	334
973-238	334
973-252	335
973-253	335
973-255	335
973-262	335
973-323	334
973-325	334
973-326	334
973-327	334
973-329	334
973-332	334
973-334	334
973-341	331
973-343	331
973-345	331
973-346	331
973-567	253
973-568	253
973-569	253
973-600	307
973-601	307
973-602	307
973-603	307
973-604	307
973-605	307
973-606	307
973-607	307
973-620	307
973-621	307
973-622	307
973-623	307
973-624	307
973-625	307
973-626	307
973-627	307
973-628	307
973-650	307
973-651	307
973-652	307
973-653	307
973-654	307
973-655	307
973-656	307
973-657	307
973-658	307
973-659	307
973-667	253

Part#	Page
973-668	253
973-669	253
973-700	307
973-701	307
973-702	307
973-703	307
973-704	307
973-705	307
973-706	307
973-707	307
973-708	307
973-850	307
973-851	307
973-852	307
973-853	307
973-854	307
973-855	307
973-856	307
973-857	307
973-858	307
973-859	307
973-862	307
973-863	307
973-864	307
973-865	307
973-866	307
973-867	307
973-868	307
973-869	307
973-870	307
973-871	307
973-872	307
973-873	307
973-874	307
973-875	307
973-876	307
973-877	307
973-878	307
973-879	307
973-880	307
973-881	307
973-884	307
973-885	307
973-886	307
973-887	307
973-888	307
973-890	307
973-891	307
973-892	307
973-893	307
973-894	307
973-895	307
973-900	229
973-901	229
973-902	229
973-903	229
973-904	229
973-905	229
973-906	229
973-907	229
973-908	229
973-909	229
973-910	229
973-911	229
973-912	229
973-913	229
973-914	229
973-925	229
973925SS	230
973926SS	230
973-927	229
973927SS	230
973-928	229
973928SS	230
973-929	229
973-930	229
973930SS	230
973947SS	230
973-948	229
973948SS	230
973-949	229
973949SS	230
973-951	27
973-951	244
973-952	27
973-952	244
973-953	27
973-953	244
973-954	27
973-954	244
973-955	27
973-955	244
973-956	27
973-956	244
973-957	27
973-957	244
973-958	27
973-958	244
973-959	27
973-959	244
973960LF	230
973961LF	230
973962LF	230
973963LF	230
973-965	229
973965LF	230
973-966	229
973966LF	230
973-967	229
973967LF	230
973969LF	230
973970LF	230
973971LF	230
973-975	229
973975LF	230
973-976	229
973976LF	230
973-977	229
973-978	229
973-979	229
973-980	229
973980SS	230
973-981	229
973-982	229
973982SS	230
973985SS	230
973-990	27
973-990	244
973-991	27
973-991	244
974-264	229
974-265	229
974-266	229
974-267	229
979-215	163
982-107	365
982-108	365
982-109	365
982-110	365
982-120	365
982-121	365
982-122	365
982-125	365
982-126	365
982-127	365
982-130	365
982-131	365
982-132	365
982-135	365
982-136	365
982-137	365
982-138	365
982140	365
983100	365
983101	365
983102	365
983110	365
983111	365
983115	365
983116	365
983120	365
983121	365
983125	365
983126	365
983130	365
98-801	345
98-802	345
98-810	344
98-811	344
98-812	344
98-814	345
98-815	345
98-823	344
98-824	344
98-825	344
98-828	345
98-830	345
98-840	344
98-841	344
98-842	345
990-570	335
990-571	335
990-781	253
990-782	253
990-783	253
990-784	253
990-785	253
990-786	253
990790	385
990791	385
990792	385
990793	385
990794	385
991-249	364
991-250	364
991-251	364
991-259	364
995-210	364
995-211	364
995-212	364
995-213	364
995-214	364
995-215	364
995-216	364
995-217	364
99-803	345
99-804	345
99-812	344
99-813	344
99-816	345
99-817	345
99-825	344
99-826	344
99-828	345
99-830	345
99-841	344
99-843	344
ANV-12-F	422
ANV-12-M	422
ANV-14-F	422
ANV-14-M	422
ANV-1-F	422
ANV-1-M	422
ANV-34-F	422
ANV-34-M	422
ANV-38-F	422
ANV-38-M	422
AR2	353
BG-100	306
BG-125	306
BG-150	306
BG-200	306
BG-250	306
BG-300	306
BG-400	306
BG-50	306
BG-500	306
BG-600	306
BG-75	306
BG-800	306
CS-3751	325
CS-5001	325
CS-6251	325
CS-7501	325
DX140030MG	338
DX140040MG	338
DX140050MG	338
DX140060MG	338
DX140070MG	338
DX141530MG	338
DX141540MG	338
DX141550MG	338
DX141560MG	338
DX141570MG	338
DX142530MG	338
DX142540MG	338
DX142550MG	338
DX142560MG	338
DX142570MG	338
DX144030MG	338
DX144040MG	338
DX144050MG	338
DX144060MG	338
DX144070MG	338
DX250030	338
DX250040	338
DX250050	338
DX250060	338
DX251530	338
DX251540	338
DX251550	338
DX251560	338
DX252530	338
DX252540	338
DX252550	338
DX252560	338
DX254030	338
DX254040	338
DX254050	338
DX254060	338
DX256500	338
DX259520	338
DX259530	338
DX259540	338
DX259550	338
DX259560	338
DX259570	338
DX35TR25	339
DX35TR38	339
DX4324	340
DX4336	340
DX4424	340
DX4436	340
DX4524VG	340
DX4536VG	340
DX5005	340
DX5006	340
DX5022	340
DX5090	340
DX5190	340
DX5197	340
DX60021	339
DX60021V	339
DX60022	339
DX60022V	339
DX60023	339
DX60023V	339
DX60092	339
DX722530	339
DX722540	339
DX722550	339
DX722560	339
DX723230	339
DX723240	339
DX723250	339
DX723260	339
DX724030	339
DX724040	339
DX724050	339
DX724060	339
DX725030	339
DX725040	339
DX725050	339
DX725060	339
F-10	324
F-100	326
F-11	324
F-12	324
F-14	324
F-16	324
F-18	324
F-20	324
F-3	324
F-311	324
F-38	326
F-4	324
F-40	326
F-5	324
F-6	324
F-7	324
F-8	324
F-9	324
FF-1234-F	423
FF-1234-M	423
FF-12-F	423
FF-12-M	423
FF-14-F	423
FF-14-M	423
FF-1-F	423
FF-1-M	423
FF-3416-F	423
FF-3416-M	423
FF-34-F	423
FF-34-M	423
FF-3812-F	423
FF-3812-M	423
FF-38-F	423
FF-38-M	423
FLJS-203	325
FLJS-204	325
FLJS-205	325
FLJS-207	325
FLJS-208	325
FLJS-209	325
FS-10	324
FS-11	324

Part#	Page
FS-12	324
FS-14	324
FS-16	324
FS-18	324
FS-20	324
FS-24	324
FS2500-10-10	416
FS2500-12-12	416
FS2500-16-16	416
FS2500-4-4	416
FS2500-6-6	416
FS2501-12-12	416
FS2501-16-16	416
FS2501-20-20	416
FS2501-4-4	416
FS2501-6-4	416
FS2501-6-6	416
FS2501-8-6	416
FS2501-8-8	416
FS2503-12-12	416
FS2503-16-16	416
FS2503-4-4	416
FS2503-6-6	416
FS2503-8-8	416
FS2603-12-12	416
FS2603-4-4	416
FS2603-6-6	416
FS2603-8-8	416
FS-28	324
FS-4	324
FS-5	324
FS-6	324
FS6400-O-10-10	417
FS6400-O-10-8	417
FS6400-O-12-10	417
FS6400-O-12-12	417
FS6400-O-12-16	417
FS6400-O-12-8	417
FS6400-O-16-12	417
FS6400-O-16-16	417
FS6400-O-20-20	417
FS6400-O-24-24	417
FS6400-O-4-4	417
FS6400-O-4-6	417
FS6400-O-6-4	417
FS6400-O-6-6	417
FS6400-O-6-8	417
FS6400-O-8-6	417
FS6402-10-10	417
FS6402-12-12	417
FS6402-4-4	417
FS6402-6-6	417
FS6402-8-8	417
FS6500-12-12	417
FS6500-4-4	417
FS6500-6-6	417
FS6500-8-8	417
FS6504-10-10	417
FS6504-16-16	417
FS6504-4-4	417
FS6504-6-6	417
FS6504-8-8	417
FS6801-12-12	417
FS6801-16-16	417
FS6801-20-20	417
FS6801-4-4	417
FS6801-6-6	417
FS6801-8-6	417
FS6801-8-8	417
FS6802-10-10	417
FS6802-12-12	417
FS6802-16-16	417
FS6802-20-20	417
FS6802-4-4	417
FS6802-6-6	417
FS6802-8-8	417
FS6809-12-12	418
FS6809-4-4	418
FS6809-6-6	418
FS6809-8-8	418
FS-7	324
FS-8	324
FS-9	324
FSO2403-12-12	415
FSO2403-16-16	415
FSO2403-4-4	415
FSO2403-6-6	415
FSO2403-8-8	415
FSO2404-12-12	415
FSO2404-16-16	415
FSO2404-4-4	415
FSO2404-6-4	415
FSO2404-6-6	415
FSO2404-8-4	415
FSO2404-8-8	415
FSO2406-10-6	416
FSO2406-10-8	416
FSO2406-12-6	416
FSO2406-6-4	416
FSO2406-8-4	416
FSO2408-10	416
FSO2408-12	416
FSO2408-16	416
FSO2408-20	416
FSO2408-24	416
FSO2408-4	416
FSO2408-6	416
FSO2408-8	416
FSO304-C-10	415
FSO304-C-12	415
FSO304-C-16	415
FSO304-C-20	415
FSO304-C-24	415
FSO304-C-4	415
FSO304-C-6	415
FSO304-C-8	415
FSO306-12	415
FSO306-16	415
FSO306-4	415
FSO306-6	415
FSO306-8	415
FSO318-10	414
FSO318-12	414
FSO318-16	414
FSO318-20	414
FSO318-24	414
FSO318-4	414
FSO318-6	414
FSO318-8	414
FSO319-10	415
FSO319-12	415
FSO319-16	415
FSO319-20	415
FSO319-24	415
FSO319-4	415
FSO319-6	415
FSO319-8	415
GB2-20T-SAE	206
GB2-24T-SAE	206
GB2-32T-SAE	206
GB3L-20T-SAE	206
GB3L-24T-SAE	206
GB3L-32T-SAE	206
GE2-04-SAE	206
GE2-06-SAE	206
GE2-08-SAE	206
GE2-112T-NPT	206
GE2-114T-NPT	206
GE2-12-NPT	206
GE2-12-SAE	206
GE2-14-NPT	206
GE2-16-SAE	206
GE2-1-NPT	206
GE2-2T-NPT	206
GE2-34-NPT	206
GE2-38-NPT	206
GE3L-04-SAE	206
GE3L-06-SAE	206
GE3L-08-SAE	206
GE3L-112T-NPT	206
GE3L-114T-NPT	206
GE3L-12-NPT	206
GE3L-12-SAE	206
GE3L-14-NPT	206
GE3L-16-SAE	206
GE3L-1-NPT	206
GE3L-2T-NPT	206
GE3L-34-NPT	206
GE3L-38-NPT	206
GT15	364
GT30	364
GT60	364
HNV-12-F	422
HNV-12-F-B	422
HNV-12-M	422
HNV-12-M-B	422
HNV-14-F	422
HNV-14-F-B	422
HNV-14-M	422
HNV-14-M-B	422
HNV-1-F	422
HNV-1-F-B	422
HNV-1-M	422
HNV-1-M-B	422
HNV-34-F	422
HNV-34-F-B	422
HNV-34-M	422
HNV-34-M-B	422
HNV-38-F	422
HNV-38-F-B	422
HNV-38-M	422
HNV-38-M-B	422
K-10	324
K-11	324
K-12	324
K-14	324
K-16	324
K-18	324
K-20	324
K-24	324
K-28	324
K-3	324
K-311	324
K-4	324
K-5	324
K-6	324
K-7	324
K-8	324
K-9	324
KA001	326
KS-10	324
KS-11	324
KS-12	324
KS-14	324
KS-16	324
KS-18	324
KS-20	324
KS-3	324
KS-311	324
KS-4	324
KS-5	324
KS-6	324
KS-7	324
KS-8	324
KS-9	324
KZE-B-14-PF	424
KZE-B-14-SM	424
KZE-B-38-PF	424
KZE-B-38-SM	424
LSQ-VEP-12-PF	423
LSQ-VEP-12-SF	423
LSQ-VEP-1-PF	423
LSQ-VEP-1-SF	423
LSQ-VEP-20-PF	423
LSQ-VEP-20-SF	423
LSQ-VEP-24-PF	423
LSQ-VEP-24-SF	423
LSQ-VEP-34-PF	423
LSQ-VEP-34-SF	423
MB40-04	429
MB40-06	429
MB40-08	429
MB40-12	429
MB40-16	429
MFC-12-N	429
MFC-34-N	429
MFC-38-N	429
MGP-F10-13	426
MGP-F10-13	426
MGP-F10-20	426
MGP-F10-20	426
MGP-F10-27	426
MGP-F10-27	426
MGP-F10-34	426
MGP-F10-34	426
MGP-F10-41	426
MGP-F10-41	426
MGP-F10-51	426
MGP-F10-51	426
MGP-F10-61	426
MGP-F10-61	426
MGP-F20-06	427
MGP-F20-06	427
MGP-F20-08	427
MGP-F20-08	427
MGP-F20-10	427
MGP-F20-10	427
MGP-F20-12	427
MGP-F20-12	427
MGP-F20-14	427
MGP-F20-14	427
MGP-F20-16	427
MGP-F20-16	427
MGP-F20-20	427
MGP-F20-20	427
MGP-F20-25	427
MGP-F20-25	427
MMFC12NPT	428
MMFC16NPT	428
MMFC20NPT	428
MMFC4NPT	428
MMFC6NPT	428
MMFC8NPT	428
MMNV12NPT	428
MMNV16NPT	428
MMNV4NPT	428
MMNV6NPT	428
MMNV8NPT	428
MMPH100	425
MMPH125	425
MMPH160	425
MMPH200	425
MMPH250	425
MMPH315	425
MMPH400	425
MMPH50	425
MMPH80	425
MMRS100	425
MMRS125	425
MMRS160	425
MMRS200	425
MMRS250	425
MMRS315	425
MMRS375	425
MMRS50	425
MMRS80	425
NV-12-F	424
NV-12-M	424
NV-14-F	424
NV-14-M	424
NV-1-F	424
NV-1-M	424
NV-34-F	424
NV-34-M	424
NV-38-F	424
NV-38-M	424
SG300	306
SG400	306
SG-5000	325
SS-3751	325
SS-5001	325
SS-6251	325
SS-7501	325
VG100	306
VG150	306
VG200	306
VG250	306
VG300	306